


SM Motorenteile



EB7



SM Motorenteile GmbH

Alleenstr. 70 · 71679 Asperg

Germany

phone +49 7141 2047-0 · fax +49 7141 2047-16

info@sm-original-germany.com

www.sm-original-germany.com

GLEITLAGER

ENGINE BEARINGS

COUSSINETS

COJINETES DE FRICCIÓN

Подшипники скольжения

الانزلاقي المحمل

Inhaltsverzeichnis	Seite
Anleitung zum Katalog	IV
Wichtiger Hinweis	VII
Herstellerverzeichnis	1
Vergleichsnummern Liste	1542

Table of contents	Page
How to use the catalogue	VIII
Important notice	XI
List of Manufacturers	1
Cross reference list.....	1542


Table des matières	Page
Mode d'emploi du catalogue	XII
Note importante.....	XV
Index par noms de constructeurs	1
Liste d'équivalences	1542

Índice	Página
Empleo del catálogo.....	XVI
Nota importante.....	XIX
Índice por fabricante	1
Cruce de referencias.....	1542






Содержание	Страница
Указания по пользованию каталогом	XX
Важная информация.....	XXIII
Содержание по производителям	1
Оригинальные и ссылочные номера	1542







صفحة	محتويات
XXVI.....	ارشادات حول استخدام الكتالوج
XXIV	ملاحظات مهمة
1	فهرس المحتويات حسب الشركات المصنع
1542	قوائم المقارنة


Anleitung zum Katalog













MERCEDES-BENZ

			ccm		kW		1 POS
C-CLASS 190 (W201) E 2.0	M 102.962	01.85 - 08.93	1996	B	87 kW	747	36
C-CLASS 190 (W201) E 2.3 (201.028)	M 102.985	08.84 - 08.93	2299	B	100 kW	753	60
C-CLASS 190 (W201) E 2.3-16 (201.034)	M 102.983	04.84 - 01.87	2299	B	136 kW	753	60
C-CLASS 190 (W201) E 2.3-16	M 102.983	03.85 - 12.87	2299	B	125 kW	753	60
C-CLASS 190 (W201) E 2.3-16	M 102.983	09.85 - 08.88	2299	B	130 kW	753	60
C-CLASS 190 (W201) E 2.3	M 102.985	09.86 - 08.92	2299	B	97 kW	753	60
C-CLASS 190 (W201) E 2.5-16 (201.0035)	M 102.990	03.89 - 08.93	2498	B	143 kW	753	60

- | | |
|--|--|
| <p> PKW- Fahrzeugmodell</p> <p> Motor</p> <p>ccm Hubraum</p> <p>kW Leistung</p> <p>1
POS Positionennummer</p> | <p> NKW- Fahrzeugmodell</p> <p> Baujahr</p> <p> Kraftstoff</p> <p> Seitenzahl</p> |
|--|--|



SEAT

			ccm	kW			1 POS				ccm	kW			1 POS
BCB	76.500	4	1598	77 kW	B	1133	16	CDND	82.500	4	1984	155 kW	B	1151	76
BFQ	81.000	4	1595	75 kW	B	1146	60	CEGA	81.000	4	1968	125 kW	D	1142	45
BGU	81.000	4	1595	75 kW	B	1146	60	CEKA	82.500	4	1984	85 - 86 kW	B	1151	77
BJB	79.500	4	1896	77 kW	D	1138	35	CFFA	81.000	4	1968	100 kW	D	1142	45
BJX	81.000	4	1781	110 kW	B	1145	56	CFFB	81.000	4	1968	103 kW	D	1142	45
BKC	79.500	4	1896	77 kW	D	1138	35	CFFE	81.000	4	1968	85 kW	D	1142	45
BKD	81.000	4	1968	103 kW	D	1146	58	CFGB	81.000	4	1968	125 kW	D	1142	45

- | | |
|--|---|
| <p> Motor</p> <p> Zylinderanzahl</p> <p>kW Leistung</p> <p> Seitenzahl</p> | <p> Nenndurchmesser</p> <p>ccm Hubraum</p> <p> Kraftstoff</p> <p>1
POS Positionennummer</p> |
|--|---|

CITROËN



①	85,000 mm										②
③	4HL (DW12C) 402102-00-4										④
											⑤
	-25-4	1	HL	AL	69,940	74,520	19,580	↑ O2G	2,250	1 pair	⑥
	-50-4				69,940	74,520		↓			⑦
		2,4,5	HL	AL	64,940	69,520	24,080	↑ O2G	2,250	3 pairs	⑧
					64,940	69,520	↓ 23,280	↓			⑨
		3	FL	AL	69,940	74,520	30,150	↑ O2G	2,250	1 pair	⑩
			↓ HL		69,940	74,520	↓ 23,280	↓			⑪
											⑫
											⑬

① Nenndurchmesser (mm)

② Positionsnummer

③ Motor

④ 40... = **SM** Hauptlager (* Wangenabstandsmaße S. 1734)

41... = **SM** Anlaufscheibe

43... = **SM** Pleuellager

44... = **SM** Pleuelbuchse

46... = **SM** Nockenwellenlager

PL / HL / PB

...-00- = Standard

...-25- = 0,25 mm

...-30- = 0,30 mm

...-50- = 0,50 mm

...-75- = 0,75 mm

...-100- = 1,00 mm

...-125- = 1,25 mm

...-1 = Satz für 1 Zylinder

...-3 = Satz für 3 Zylinder

...-4 = Satz für 4 Zylinder

...-5 = Satz für 5 Zylinder

...-6 = Satz für 6 Zylinder

...-8 = Satz für 8 Zylinder

...-10 = Satz für 10 Zylinder

AS / NWL

...-1 = 1 Paar / VPE

...-2 = 2 Paare / VPE

⑤ Einbaustellen

⑥ Lagertypen

PL = Pleuellager

HL = Hauptlager

FL (*) = Passlager

AS = Anlaufscheibe

PB = Pleuelbuchse

NWL = Nockenwellenlager

↑ = Obere Lagerhälfte

↓ = Untere Lagerhälfte

⑦ Material

AL	=	Stahlrücken mit Aluminiumlegierung
CU2	=	Stahlrücken mit Bronzelegierung
CU3	=	Stahlrücken mit Bronzelegierung und galvanischer Gleitschicht
SP	=	Stahlrücken mit Bronzelegierung, gesputtert
PY	=	Polymer
LF	=	Bleifrei

↑	=	Obere Lagerhälfte
↓	=	Untere Lagerhälfte

Wir behalten uns vor als Korrosionsschutz eine galvanische Zinnschicht aufzubringen.

⑧ Zapfendurchmesser Standard: min. / max. (mm)

⑨ Aufnahmebohrung: min. / max. (mm)

⑩ Lagerbreite: max. (mm)

⑪ Merkmale Lagerhälften:

L	=	mit Fixiernocke
O1	=	mit einem Ölloch
O2	=	mit zwei Ölöchern
O3	=	mit drei Ölöchern
G	=	mit Schmiernut

↑	=	Obere Lagerhälfte
↓	=	Untere Lagerhälfte

⑫ Wanddicke Standard: max. (mm)

⑬ Anzahl der Lagerpaare und Anlaufscheibenpaare bzw. Pleuelbuchsen pro VPE

⑭ Gesamtanzahl der Lagerpaare und Anlaufscheibenpaare bzw. Pleuelbuchsen pro VPE

Wichtiger Hinweis

SM und das SM Logo sind eingetragene Warenzeichen von SM Motorenteile GmbH / Asperg / Deutschland.

Alle in diesem Katalog aufgeführten Angaben wurden mit größter Sorgfalt zusammengestellt und kontrolliert.


Wir haften nicht für die Folgen etwaiger Irrtümer, daraus entstehenden Folgeschäden und behalten uns technische Änderungen jederzeit vor.

Die im Katalog aufgeführten Original- und Vergleichsnummern dienen lediglich zu Vergleichszwecken und sagen über die Beschaffenheit, techn. Spezifikation etc. nichts aus.






Die im Katalog aufgeführten Teile werden nach unseren Verpackungseinheiten ausgeliefert. Die jeweiligen Verpackungseinheiten entnehmen Sie bitte aus unserer aktuellen Preisliste.



Aufträge werden grundsätzlich nur auf der Grundlage unserer „Allgemeinen Geschäftsbedingungen“ angenommen.





How to use the catalogue




MERCEDES-BENZ











			ccm		kW		1 POS
C-CLASS 190 (W201) E 2.0	M 102.962	01.85 - 08.93	1996	B	87 kW	747	36
C-CLASS 190 (W201) E 2.3 (201.028)	M 102.985	08.84 - 08.93	2299	B	100 kW	753	60
C-CLASS 190 (W201) E 2.3-16 (201.034)	M 102.983	04.84 - 01.87	2299	B	136 kW	753	60
C-CLASS 190 (W201) E 2.3-16	M 102.983	03.85 - 12.87	2299	B	125 kW	753	60
C-CLASS 190 (W201) E 2.3-16	M 102.983	09.85 - 08.88	2299	B	130 kW	753	60
C-CLASS 190 (W201) E 2.3	M 102.985	09.86 - 08.92	2299	B	97 kW	753	60
C-CLASS 190 (W201) E 2.5-16 (201.0035)	M 102.990	03.89 - 08.93	2498	B	143 kW	753	60




-  Car model
-  Engine
- ccm** Displacement
- kW** Performance
- 1**
POS Item number



-  CV model
-  Model year
-  Type of fuel
-  Page number














SEAT

			ccm	kW			1 POS				ccm	kW			1 POS
BCB	76.500	4	1598	77 kW	B	1133	16	CDND	82.500	4	1984	155 kW	B	1151	76
BFQ	81.000	4	1595	75 kW	B	1146	60	CEGA	81.000	4	1968	125 kW	D	1142	45
BGU	81.000	4	1595	75 kW	B	1146	60	CEKA	82.500	4	1984	85 - 86 kW	B	1151	77
BJB	79.500	4	1896	77 kW	D	1138	35	CFFA	81.000	4	1968	100 kW	D	1142	45
BJX	81.000	4	1781	110 kW	B	1145	56	CFFB	81.000	4	1968	103 kW	D	1142	45
BKC	79.500	4	1896	77 kW	D	1138	35	CFFE	81.000	4	1968	85 kW	D	1142	45
BKD	81.000	4	1968	103 kW	D	1146	58	CFGB	81.000	4	1968	125 kW	D	1142	45

-  Engine
-  Number of cylinders
- kW** Performance
-  Page number

-  Cylinder nominal diameter
- ccm** Displacement
-  Type of fuel
- 1**
POS Item number

CITROËN										
										
① 85,000 mm	② 56	③ 4HL (DW12C)	402102-00-4	5 pairs	⑭					
-25-4	1	HL	AL	69,940	74,520	19,580	↑ O2G	2,250	1 pair	
-50-4				69,940	74,520		↓			
	2,4,5	HL	AL	64,940	69,520	24,080	↑ O2G	2,250	3 pairs	
				64,940	69,520	↓ 23,280	↓			
	3	FL	AL	69,940	74,520	30,150	↑ O2G	2,250	1 pair	
		↓ HL		69,940	74,520	↓ 23,280	↓			
④	⑤	⑥	⑦	⑧	⑨	⑩	⑪	⑫	⑬	

① Nominal diameter

② Item number

③ Engine

④ 40... = **SM** main bearing (* side wall clearance dimension, see p. 1734)

41... = **SM** thrust washer

43... = **SM** connecting rod bearing

44... = **SM** connecting rod bushing

46... = **SM** camshaft bearing

PL / HL / PB

...-00- = standard

...-25- = 0,25 mm

...-30- = 0,30 mm

...-50- = 0,50 mm

...-75- = 0,75 mm

...-100- = 1,00 mm

...-125- = 1,25 mm

...-1 = set for 1 cylinder

...-3 = set for 3 cylinders

...-4 = set for 4 cylinders

...-5 = set for 5 cylinders

...-6 = set for 6 cylinders

...-8 = set for 8 cylinders

...-10 = set for 10 cylinders

AS / NWL

...-1 = 1 pair / packing unit

...-2 = 2 pairs / packing unit

⑤ Bearing position

⑥ Bearing type

PL = connecting rod bearing

HL = main bearing

FL (*) = flanged bearing

AS = thrust washer

PB = connecting rod bushing

NWL = camshaft bearing

↑ = upper bearing

↓ = lower bearing

⑦ Material codes

AL	=	steel back, plated with Al alloy
CU2	=	steel back with bronze alloy
CU3	=	steel back with bronze alloy, electroplated
SP	=	steel back with bronze alloy, sputtered
PY	=	polymer
LF	=	lead free

↑	=	upper bearing
↓	=	lower bearing

As a corrosion prevention we reserve the right to apply a galvanic tin layer.

⑧ Journal diameter (standard): min. / max. (mm)

⑨ Housing bore: min. / max. (mm)

⑩ Bearing width: max. (mm)

⑪ Bearing halves features:

L	=	with locating lug
O1	=	with one lubrication hole
O2	=	with two lubrication holes
O3	=	with three lubrication
G	=	with oil groove

↑	=	upper bearing
↓	=	lower bearing

⑫ Standard wall thickness: max. (mm)

⑬ Total number of bearing pairs, thrust washer pairs or conrod bushings per set

⑭ Number of bearing pairs, thrust washer pairs or conrod bushings per set

Important notice

SM and the SM logo are registered trademarks of SM Motorenteile GmbH / Asperg / Germany.

All items listed in this catalogue have been compiled and checked with the upmost care. Nonetheless, we are not liable for any errors or consequential damages and reserve the right to make technical changes at any time.

The original part references and cross references listed in this catalogue are for identification purposes only and don't disclose anything about the nature, quality, the technical specifications etc. of these.

The parts listed in the catalogue are delivered according to our packaging units. The respective packaging units can be found in our current price list.

Orders are generally only accepted on the basis of our "General Terms and Conditions".

Mode d'emploi du catalogue



MERCEDES-BENZ

			ccm		kW		1 POS
C-CLASS 190 (W201) E 2.0	M 102.962	01.85 - 08.93	1996	B	87 kW	747	36
C-CLASS 190 (W201) E 2.3 (201.028)	M 102.985	08.84 - 08.93	2299	B	100 kW	753	60
C-CLASS 190 (W201) E 2.3-16 (201.034)	M 102.983	04.84 - 01.87	2299	B	136 kW	753	60
C-CLASS 190 (W201) E 2.3-16	M 102.983	03.85 - 12.87	2299	B	125 kW	753	60
C-CLASS 190 (W201) E 2.3-16	M 102.983	09.85 - 08.88	2299	B	130 kW	753	60
C-CLASS 190 (W201) E 2.3	M 102.985	09.86 - 08.92	2299	B	97 kW	753	60
C-CLASS 190 (W201) E 2.5-16 (201.0035)	M 102.990	03.89 - 08.93	2498	B	143 kW	753	60



voiture



Véhicules commerciaux



moteur



année de construction

ccm

Déplacement



type de carburant

kW

Performance



Numéro de page

1
POS

Numéro de position



SEAT

			ccm	kW			1 POS				ccm	kW			1 POS
BCB	76.500	4	1598	77 kW	B	1133	16	CDND	82.500	4	1984	155 kW	B	1151	76
BFQ	81.000	4	1595	75 kW	B	1146	60	CEGA	81.000	4	1968	125 kW	D	1142	45
BGU	81.000	4	1595	75 kW	B	1146	60	CEKA	82.500	4	1984	85 - 86 kW	B	1151	77
BJB	79.500	4	1896	77 kW	D	1138	35	CFFA	81.000	4	1968	100 kW	D	1142	45
BJX	81.000	4	1781	110 kW	B	1145	56	CFFB	81.000	4	1968	103 kW	D	1142	45
BKC	79.500	4	1896	77 kW	D	1138	35	CFFE	81.000	4	1968	85 kW	D	1142	45
BKD	81.000	4	1968	103 kW	D	1146	58	CFGB	81.000	4	1968	125 kW	D	1142	45



moteur



diamètre nominal



nombre de cylindres

ccm

Displacement

kW

Performance



type de carburant

Numéro de page

1
POS

Numéro de position

CITROËN



①	85,000 mm										②	56
③	4HL (DW12C) 402102-00-4										④	5 paires
	-25-4	1	HL	AL	69,940	74,520	19,580	↑ O2G	2,250	1 pair	⑬	
	-50-4				69,940	74,520		↓				
		2,4,5	HL	AL	64,940	69,520	24,080	↑ O2G	2,250	3 paires		
					64,940	69,520	↓ 23,280	↓				
		3	FL	AL	69,940	74,520	30,150	↑ O2G	2,250	1 pair		
			↓ HL		69,940	74,520	↓ 23,280	↓				
	④	⑤	⑥	⑦	⑧	⑨	⑩	⑪	⑫	⑬		

① Diamètre nominal (mm)

② Numéro de position

③ Moteur

- ④ 40... = référence coussinet de palier **SM** (* ecart entre flasques p. 1734)
 41... = référence flasque de butée **SM**
 43... = référence coussinet de bielle **SM**
 44... = référence bague de bielle **SM**
 46... = référence coussinet d'arbre à cames **SM**

PL / HL / PB

...-00-	=	standard	...-1	=	jeu 1 cylindre
...-25-	=	0,25 mm	...-3	=	jeu 3 cylindres
...-30-	=	0,30 mm	...-4	=	jeu 4 cylindres
...-50-	=	0,50 mm	...-5	=	jeu 5 cylindres
...-75-	=	0,75 mm	...-6	=	jeu 6 cylindres
...-100-	=	1,00 mm	...-8	=	jeu 8 cylindres
...-125-	=	1,25 mm	...-10	=	jeu 10 cylindres

AS / NWL

...-1	=	1 paire / unité d'emballage
...-2	=	2 paires / unité d'emballage

⑤ Emplacement du coussinet

⑥ Type du coussinet

PL	=	coussinet de bielle
HL	=	coussinet de palier
FL (*)	=	coussinets de butée
AS	=	flasque de butée
PB	=	bague de bielle
NWL	=	coussinet d'arbre à cames

↑	=	coussinet en haut
↓	=	coussinet en bas

⑦ Matériau

AL	=	alliage d'aluminium sur support acier
CU2	=	alliage bronze sur support acier
CU3	=	alliage bronze sur support acier, revêtement électrolytique
SP	=	alliage bronze sur support acier, sputter
PY	=	polymer
LF	=	sans plomb
↑	=	coussinet en haut
↓	=	coussinet en bas

Comme protection de corrosion, nous nous réservons le droit d'appliquer une couche en étain galvanique.

⑧ Diamètre de maneton (standard): min. / max. (mm)

⑨ Alésage du logement: min. / max. (mm)

⑩ Largeur du coussinet: max. (mm)

⑪ Caractéristiques des demi-coussinets:

L	=	avec ergot
O1	=	avec un trou d'huile
O2	=	avec deux trous d'huile
O3	=	avec trois trous d'huile
G	=	avec rainure de lubrification
↑	=	coussinet en haut
↓	=	coussinet en bas

⑫ Épaisseur standard: max. (mm)

⑬ Nombre de paires de coussinets, paires de flasque de butée ou de bagues de bielle par unité d'emballage

⑭ Nombre total de paires de coussinets, paires de flasque de butée ou de bagues de bielle par unité d'emballage

Note importante

SM et son logo sont des marques déposées de la société SM Motorenteile GmbH / Asperg / Allemagne.


Toutes les informations de ce catalogue ont été établies et contrôlées avec les plus grands soins. Nous ne nous portons pas garants des conséquences d'éventuelles erreurs et des dommages consécutifs et nous nous réservons le droit d'éventuelles modifications techniques à tout moment.

Les numéros de référence originaux et de comparaison indiqués dans ce catalogue ne servent que d'équivalence et ne révèlent rien sur les caractéristiques et spécifications techniques etc.






Les articles de notre catalogue seront livrés selon nos unités d'emballage mentionnées dans le tarif en vigueur.







Les commandes seront enregistrées impérativement selon nos conditions générales de vente.


Empleo del catálogo













MERCEDES-BENZ

			ccm		kW		1 POS
C-CLASS 190 (W201) E 2.0	M 102.962	01.85 - 08.93	1996	B	87 kW	747	36
C-CLASS 190 (W201) E 2.3 (201.028)	M 102.985	08.84 - 08.93	2299	B	100 kW	753	60
C-CLASS 190 (W201) E 2.3-16 (201.034)	M 102.983	04.84 - 01.87	2299	B	136 kW	753	60
C-CLASS 190 (W201) E 2.3-16	M 102.983	03.85 - 12.87	2299	B	125 kW	753	60
C-CLASS 190 (W201) E 2.3-16	M 102.983	09.85 - 08.88	2299	B	130 kW	753	60
C-CLASS 190 (W201) E 2.3	M 102.985	09.86 - 08.92	2299	B	97 kW	753	60
C-CLASS 190 (W201) E 2.5-16 (201.0035)	M 102.990	03.89 - 08.93	2498	B	143 kW	753	60

- | | |
|---|---|
| <p> Modelos de auto</p> <p> Motor</p> <p>ccm Cilindrada</p> <p>kW Potencia</p> <p>1
POS Número de posición</p> | <p> Modelos de vehículos comerciales</p> <p> Año de construcción</p> <p> Tipo de combustible</p> <p> Número de páginas</p> |
|---|---|



SEAT

			ccm	kW			1 POS				ccm	kW			1 POS
BCB	76.500	4	1598	77 kW	B	1133	16	CDND	82.500	4	1984	155 kW	B	1151	76
BFQ	81.000	4	1595	75 kW	B	1146	60	CEGA	81.000	4	1968	125 kW	D	1142	45
BGU	81.000	4	1595	75 kW	B	1146	60	CEKA	82.500	4	1984	85 - 86 kW	B	1151	77
BJB	79.500	4	1896	77 kW	D	1138	35	CFFA	81.000	4	1968	100 kW	D	1142	45
BJX	81.000	4	1781	110 kW	B	1145	56	CFFB	81.000	4	1968	103 kW	D	1142	45
BKC	79.500	4	1896	77 kW	D	1138	35	CFFE	81.000	4	1968	85 kW	D	1142	45
BKD	81.000	4	1968	103 kW	D	1146	58	CFGB	81.000	4	1968	125 kW	D	1142	45

- | | |
|--|---|
| <p> Motor</p> <p> Cantidad de cilindros</p> <p>kW Leistung</p> <p> Número de páginas</p> | <p> diámetro nominal (mm)</p> <p>ccm Cilindrada</p> <p> Tipo de combustible</p> <p>1
POS Número de posición</p> |
|--|---|

CITROËN



①	85,000 mm										②
③	4HL (DW12C) 402102-00-4										④
											⑤
	-25-4	1	HL	AL	69,940	74,520	19,580	↑ O2G	2,250	1 pair	⑥
	-50-4				69,940	74,520		↓			⑦
		2,4,5	HL	AL	64,940	69,520	24,080	↑ O2G	2,250	3 pairs	⑧
					64,940	69,520	↓ 23,280	↓			⑨
		3	FL	AL	69,940	74,520	30,150	↑ O2G	2,250	1 pair	⑩
			↓ HL		69,940	74,520	↓ 23,280	↓			⑪
											⑫
											⑬

① Diámetro nominal

② Número de posición

③ Motor

④ 40... = referencia de cojinete de bancada **SM** (* longitudes entre las muñequillas del cigüeñal p. 1734)

41... = referencia de arandela de empuje axial **SM**

43... = referencia de cojinete de biela **SM**

44... = referencia de casquillo de pie de biela **SM**

46... = referencia de cojinete de árbol de levas **SM**

PL / HL / PB

...-00- = Estándar

...-25- = 0,25 mm

...-30- = 0,30 mm

...-50- = 0,50 mm

...-75- = 0,75 mm

...-100- = 1,00 mm

...-125- = 1,25 mm

...-1 = Juego para 1 cilindro

...-3 = Juego para 3 cilindros

...-4 = Juego para 4 cilindros

...-5 = Juego para 5 cilindros

...-6 = Juego para 6 cilindros

...-8 = Juego para 8 cilindros

...-10 = Juego para 10 cilindros

AS / NWL

...-1 = 1 Juego / Unidad de embalaje

...-2 = 2 Juegos / Unidad de embalaje

⑤ Disposición de los cojinetes

⑥ Tipo de los cojinetes

PL = cojinete de biela

HL = cojinete de bancada

FL (*) = cojinete de empuje

AS = arandela de empuje axial

PB = casquillo de pie de biela

NWL = cojinete de árbol de levas

↑ = Cojinete superior

↓ = Cojinete inferior

⑦ Material

AL	=	aluminio con soporte acero
CU2	=	bronce con soporte acero
CU3	=	bronce con soporte acero, revestimiento electro-galvánico
SP	=	bronce con soporte acero, sputter
PY	=	polímero
LF	=	sin plomo
↑	=	Cojinete superior
↓	=	Cojinete inferior

Como protección de corrosión nos reservamos el derecho de aplicar una capa de estaño galvánica.

⑧ Diámetro estándar de la muñequilla: min. / máx. (mm)

⑨ Diámetro del alojamiento del cojinete: min. / máx. (mm)

⑩ Anchura del cojinete: máx. (mm)

⑪ Composición del juego:

L	=	con muesca
O1	=	con 1 taladro de engrase
O2	=	con 2 taladros de engrase
O3	=	con 3 taladros de engrase
G	=	con ranura de engrase
↑	=	Cojinete superior
↓	=	Cojinete inferior

⑫ Espesor estándar: máx. (mm)

⑬ Número de pares de cojinetes, de pares de arandelas de empuje axial o de casquillos de pie de biela por motor

⑭ Número total de pares de cojinetes, de pares de arandelas de empuje axial o de casquillos de pie de biela por motor

Nota importante

SM y el logotipo de SM son marcas comerciales registradas de SM Motorenteile GmbH / Asperg / Alemania.


Toda la información depositada en este catálogo ha sido recopilada y revisada con el mayor cuidado y control posible. Sin embargo, no nos hacemos responsables de cualquier error o daño consecuente y nos reservamos el derecho de realizar modificaciones técnicas en cualquier momento.

Las referencias originales y comparativas que figuran en este catálogo solo sirven para propósitos de comparación y/o identificación, no revelan nada sobre las características o especificaciones técnicas etc. de estas.






Las piezas que figuran en el catálogo son suministradas en nuestras unidades de embalaje, cuya referencia se encuentra en nuestra lista de precios.


Por lo general, los pedidos solo se aceptan a base de nuestros "Términos y condiciones generales".


Указания по пользованию каталогом



MERCEDES-BENZ

			ccm		kW		1 POS
C-CLASS 190 (W201) E 2.0	M 102.962	01.85 - 08.93	1996	B	87 kW	747	36
C-CLASS 190 (W201) E 2.3 (201.028)	M 102.985	08.84 - 08.93	2299	B	100 kW	753	60
C-CLASS 190 (W201) E 2.3-16 (201.034)	M 102.983	04.84 - 01.87	2299	B	136 kW	753	60
C-CLASS 190 (W201) E 2.3-16	M 102.983	03.85 - 12.87	2299	B	125 kW	753	60
C-CLASS 190 (W201) E 2.3-16	M 102.983	09.85 - 08.88	2299	B	130 kW	753	60
C-CLASS 190 (W201) E 2.3	M 102.985	09.86 - 08.92	2299	B	97 kW	753	60
C-CLASS 190 (W201) E 2.5-16 (201.0035)	M 102.990	03.89 - 08.93	2498	B	143 kW	753	60


 Модели автомобилей


 Двигатель


ccm Год выпуска


kW Мощность


1
POS Номер позиции

 Модели коммерческих автомобилей











 Год выпуска


 Вид топлива


 Количество страниц




SEAT


			ccm	kW			1 POS				ccm	kW			1 POS
BCB	76.500	4	1598	77 kW	B	1133	16	CDND	82.500	4	1984	155 kW	B	1151	76
BFQ	81.000	4	1595	75 kW	B	1146	60	CEGA	81.000	4	1968	125 kW	D	1142	45
BGU	81.000	4	1595	75 kW	B	1146	60	CEKA	82.500	4	1984	85 - 86 kW	B	1151	77
BJB	79.500	4	1896	77 kW	D	1138	35	CFFA	81.000	4	1968	100 kW	D	1142	45
BJX	81.000	4	1781	110 kW	B	1145	56	CFFB	81.000	4	1968	103 kW	D	1142	45
BKC	79.500	4	1896	77 kW	D	1138	35	CFFE	81.000	4	1968	85 kW	D	1142	45
BKD	81.000	4	1968	103 kW	D	1146	58	CFGB	81.000	4	1968	125 kW	D	1142	45

 Двигатель


 Количество цилиндров

kW Мощность

 Количество страниц

 Ном. диаметр цилиндра (мм)

ccm Год выпуска

 Вид топлива

1
POS Номер позиции

CITROËN



①		85,000 mm										②	
③		4HL (DW12C)										④	
③		402102-00-4										④	
	-25-4	1	HL	AL	69,940	74,520	19,580	↑ O2G	2,250	1 pair			
	-50-4	2,4,5	HL	AL	64,940	69,520	24,080	↑ O2G	2,250	3 pairs			
		3	FL	AL	69,940	74,520	30,150	↑ O2G	2,250	1 pair			
			↓ HL		69,940	74,520	↓ 23,280	↓					
④	⑤	⑥	⑦	⑧	⑨	⑩	⑪	⑫	⑬	⑭			

① Ном. диаметр цилиндра

② Номер позиции

③ код двигателя

④ 40... = **SM** код коренного подшипника (*Таблица расстояний между щеками коленчатого вала см. стр. 1734)

41... = **SM** код упорной пластины

43... = **SM** код шатунного подшипника

44... = **SM** код втулки шатуна

46... = **SM** код подшипника распредвала

PL / HL / PB Ступени ремонта

...-00- = Стандарт

...-25- = 0,25 mm

...-30- = 0,30 mm

...-50- = 0,50 mm

...-75- = 0,75 mm

...-100- = 1,00 mm

...-125- = 1,25 mm

...-1 = Комплект на 1 цилиндр

...-3 = Комплект на 3 цилиндра

...-4 = Комплект на 4 цилиндра

...-5 = Комплект на 5 цилиндров

...-6 = Комплект на 6 цилиндров

...-8 = Комплект на 8 цилиндров

...-10 = Комплект на 10 цилиндров

AS / NWL

...-1 = 1 пара / кол-во в упаковке

...-2 = 2 пары / кол-во в упаковке

⑤ подшипников и место их установки

⑥ Типы подшипников

PL = Шатунный подшипник

HL = Коренной подшипник

FL (*) = Упорные подшипники

AS = Упорные пластины

PB = Втулка шатуна

NWL = Подшипник распредвала

↑ = Верхний подшипник

↓ = Дно подшипник

⑦ Материалы

AL	=	Стальная основа с покрытием из алюминия
CU2	=	Стальная основа с покрытием из сплава бронзы
CU3	=	Стальная основа с покрытием из сплава бронзы и гальваническим рабочим слоем
SP	=	Стальная основа с покрытием из сплава бронзы и с ионно-плазменным напылением (sputter)
PY	=	Стальная основа с покрытием и полимерным рабочим слоем
LF	=	Не содержащий тетраэтилсвинца
↑	=	Верхний подшипник
↓	=	Дно подшипник

Мы оставляем за собой право нанести гальванический слой олова в качестве защиты от коррозии.

⑧ (Стандартный) диаметр вала: мин. / макс. (мм)

⑨ Отверстие корпуса: мин. / макс. (мм)

⑩ Ширина подшипника: макс. (мм)

⑪ Характеристики половин подшипников:

L	=	С замком
O1	=	С одним отверстием для смазки
O2	=	С двумя отверстиями для смазки
O3	=	С тремя отверстиями для смазки
G	=	Со смазочной канавкой

⑫ Стандартная толщина стенки: макс. (мм)

⑬ Количество пар подшипников и упорных пластин или втулок шатунов на двигатель

⑭ Общее Количество пар подшипников и упорных пластин или втулок шатунов на двигатель

Важная информация

SM и логотип SM являются зарегистрированными товарными знаками SM Motorenteile GmbH / Asperg / Германия.

Вся информация в этом каталоге была собрана и проверена с особой тщательностью. Мы не можем взять на себя ответственность за последствия любых ошибок или косвенного ущерба и оставляем за собой право в любое время вносить технические изменения.

Оригинальные и ссылочные номера, указанные в каталоге, приводятся только для сравнения и ничего не говорят о свойствах, техн. спецификации и т.д. и т.п.

Артикулы, указанные в каталоге, поставляются в соответствии с нашими упаковочными единицами. Пожалуйста, смотрите наш текущий прайс-лист для подробной информации о количестве в упаковке.

Заказы принимаются исключительно на условии принятия наших «Общих условий заключения торговых сделок».

ملاحظات مهمة

أس أم و شعار الاس أم هي ماركة مسجلة لأس أم موتورنتيل جي أم بي أتش اسبيرج ألمانيا

كل البنود المذكورة في هذا الكتالوج قد دقت بعناية فائقة مع ذلك نحن غير مسؤولين عن اي خطأ أو ضرر و نحتفظ بالحق لاي تغيير فني بأي وقت

ان مراجع الارقام الاصلية و الارقام الموازيه المذكورة بالكتالوج ه فقط للتعريف و ليس لها علاقة بالطبيعة أو المواصفات الفنية

هذه الازقام المدونة في هذا الكتالوج سوف توزع بوحدات تعبئة

كقاعدة عامة الطلبات سوف تقبل حسب شروط التسليم

		رموز المعادن	⑦
خلفية فولاذية مطلية بخلطة الألومنيوم	=	AL	
خلفية فولاذية مع خلطة البرونز	=	CU2	
خلفية فولاذية مع خلطة البرونز مطلية إلكترونيا	=	CU3	
خلفية فولاذية مع خلطة البرونز بالرداذ	=	SP	
مادة البوليمر	=	PY	
خالي من الرصاص	=	LF	

الجزء العلوي نصف محمل عادي	=	↑
نصف المحمل العادي السفلي	=	↓

لمنع الصدأ نحتفظ بالحق بوضع طبقة مجلفنة

⑧ القطر الخارجي (الاساسي) : أقصى حد (ملم)

⑨ المقاس الداخلي : حد أدنى | حد أقصى (ملم)

⑩ عرض المحمل أقصى حد (ملم)

⑪ مواصفات المحامل الانزلاقية النصفية

مع سن تحديد	=	L
مع ثقب واحد للتزبييت	=	O1
مع ثقبين للتزبييت	=	O2
مع ثلاثة للتزبييت	=	O3
مع مجرى زيت	=	G

الجزء العلوي نصف محمل عادي	=	↑
نصف المحمل العادي السفلي	=	↓

⑫ المعيار الاساسي لسماكة الجدار: أقصى حد (ملم)

⑬ عدد أزواج المحامل العادية، أو أزواج أقواس المحامل أو أزواج محامل الوحدة

⑭ العدد الإجمالي لأزواج المحامل العادية، أو أزواج أقواس المحامل أو أزواج محامل وحدة

CITROËN



① 85,000 mm										② 56	
③ 4HL (DW12C) 402102-00-4										④ 5 pairs	
-25-4	1	HL	AL	69,940	74,520	19,580	↑	O2G	2,250	1 pair	④
-50-4				69,940	74,520		↓				
	2,4,5	HL	AL	64,940	69,520	24,080	↑	O2G	2,250	3 pairs	④
				64,940	69,520	↓	23,280	↓			
	3	FL	AL	69,940	74,520	30,150	↑	O2G	2,250	1 pair	④
		↓HL		69,940	74,520	↓	23,280	↓			
④	⑤	⑥	⑦	⑧	⑨	⑩	⑪	⑫	⑬		

① القطر الشكلي (ملم)

② رقم الموقع

③ الماكينة

رقم أس أم للمحمل الانزلاقي الثابت (* مقياس خلوص الجدار الجانبي انظر ص 1734) = 40... ④
 رقم أس أم لحامل المحمل = 41...
 رقم أس أم للمحمل الانزلاقي المتحرك = 43...
 رقم أس أم لجلبة الدراع = 44...
 رقم أس أم لجلبة العامود المحدب = 46...

طقم 1 أسطوانة	=	...-1	مقاس معياري	=	...-00-
طقم 3 أسطوانة	=	...-3	0,25 mm	=	...-25-
طقم 4 أسطوانة	=	...-4	0,30 mm	=	...-30-
طقم 5 أسطوانة	=	...-5	0,50 mm	=	...-50-
طقم 6 أسطوانة	=	...-6	0,75 mm	=	...-75-
طقم 8 أسطوانة	=	...-8	1,00 mm	=	...-100-
طقم 9 أسطوانة	=	...-10	1,25 mm	=	...-125-

AS / NWL

وحدة التعبئة 1 زوج = ...-1
 وحدة التعبئة 2 زوج = ...-2

⑤ موضع المحمل العادي

⑥ نوع المحمل الانزلاقي

المحمل الانزلاقي المتحرك = PL
 المحمل الانزلاقي الثابت = HL
 المحمل الانزلاقي بشفة = FL
 حامل المحمل الانزلاقي = AS
 جلبة الدراع = PB
 جلبة العامود المحدب = NWL

الجزء العلوي نصف محمل عادي = ↑
 نصف المحمل العادي السفلي = ↓

ارشادات حول استخدام الكتالوج



MERCEDES-BENZ

			ccm		kW		1 POS
C-CLASS 190 (W201) E 2.0	M 102.962	01.85 - 08.93	1996	B	87 kW	747	36
C-CLASS 190 (W201) E 2.3 (201.028)	M 102.985	08.84 - 08.93	2299	B	100 kW	753	60
C-CLASS 190 (W201) E 2.3-16 (201.034)	M 102.983	04.84 - 01.87	2299	B	136 kW	753	60
C-CLASS 190 (W201) E 2.3-16	M 102.983	03.85 - 12.87	2299	B	125 kW	753	60
C-CLASS 190 (W201) E 2.3-16	M 102.983	09.85 - 08.88	2299	B	130 kW	753	60
C-CLASS 190 (W201) E 2.3	M 102.985	09.86 - 08.92	2299	B	97 kW	753	60
C-CLASS 190 (W201) E 2.5-16 (201.0035)	M 102.990	03.89 - 08.93	2498	B	143 kW	753	60

نموذج مركبة السيارة



محرك



الإزاحة

ccm

قوة المحرك

kW

رقم الموقع

1
POS

نموذج المركبة التجارية



الصنع



الوقود



رقم الصفحة



SEAT

			ccm	kW			1 POS				ccm	kW			1 POS
BCB	76,500	4	1598	77 kW	B	1133	16	CDND	82,500	4	1984	155 kW	B	1151	76
BFQ	81,000	4	1595	75 kW	B	1146	60	CEGA	81,000	4	1968	125 kW	D	1142	45
BGU	81,000	4	1595	75 kW	B	1146	60	CEKA	82,500	4	1984	85 - 86 kW	B	1151	77
BJB	79,500	4	1896	77 kW	D	1138	35	CFFA	81,000	4	1968	100 kW	D	1142	45
BJX	81,000	4	1781	110 kW	B	1145	56	CFFB	81,000	4	1968	103 kW	D	1142	45
BKC	79,500	4	1896	77 kW	D	1138	35	CFFE	81,000	4	1968	85 kW	D	1142	45
BKD	81,000	4	1968	103 kW	D	1146	58	CFGB	81,000	4	1968	125 kW	D	1142	45

محرك



قوة المحرك

kW

رقم الصفحة



الفطر الشكلي (ملم)



الوقود



رقم الموقع

1
POS



SM Motorenteile

**Don't be irritated.
Don't buy imitated.**

**The QR-code on our label is for your safety.
This is how you check the authenticity of your
SM product:**

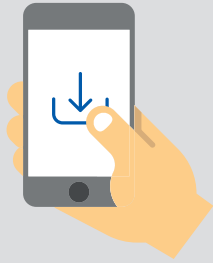
Le code QR sur l'étiquette sert à votre sécurité.
Voici comment vous pouvez vérifier l'authenticité de
votre produit SM:

El código QR en la etiqueta sirve para su
seguridad. Así puede verificar la autenticidad
de su producto SM:

QR-код на этикетке служит для вашей безопасности.
Как проверить подлинность
Ваших деталей SM:

الرمز QR علي الملصق هو لحمايتك
بهذه الطريقة تستطيع ان تتحقق بان قطع الغيار التي
لديك هي القطع الاصلية .

1



**Download a QR code reader
on your smartphone.**


Téléchargez un lecteur de code
QR sur votre smartphone.

Baje un lector de código QR
en su smartphone.

Загрузите на Ваш смартфон
приложение для сканирования
QR-кода.

قم بتنزيل قارئ الرمز QR علي الهاتف
الذكي الخاص بك.

2



**Scan the QR code under the red
16-digit number on the label.**


Scannez le code QR en dessous du
numéro rouge sur l'étiquette.

Lea el código QR debajo del
número rojo en la etiqueta.

Отсканируйте QR-код под красным
номером на этикетке.

قم بمسح الرمز QR الموجود تحت الرقم
الاحمر و المكون من 16 خانة.

3



**The authenticity will be
checked automatically.**

L'Authenticité sera
automatiquement vérifiée.

La autenticidad se verifica
automaticamente.

Подлинность проверяется
автоматически.

سيتم فحص قطعة الغيار تلقائياً ليتبين
اذا كانت اصلية ام لا .

SM MOTORENTEILE GMBH

Alleenstraße 70 · 71679 Asperg · Germany · Phone +49 7141 2047-0 · Fax +49 7141 2047-16
info@sm-original-germany.com · www.sm-original-germany.com



SM Motorenteile

**Don't be irritated.
Don't buy imitated.**

The anti-counterfeit label on the box is for your safety. This is how you check the authenticity of your SM product:

L'Étiquette infalsifiable sur l'emballage sert à votre sécurité. Voici comment vous pouvez vérifier l'authenticité de votre produit SM:

La etiqueta infalsificable en el embalaje sirve para su seguridad. Así puede verificar la autenticidad de su producto SM:

Защищённая от подделки этикетка на упаковке служит для Вашей безопасности. Как проверить подлинность Ваших деталей SM:

اللاصق المضاد للتزوير الموجود على علبة التعبئة هو لحمايتك . تلك الطريقة التي تتحقق بها من ان منتج SM. هل هو الاصيلي أم لا

Each box has a hologram on the label and below a red 16-digit code.

Chaque emballage est muni d'une étiquette hologramme et d'un code de 16 chiffres en dessous.

Cada embalaje tiene una etiqueta con holograma y con un código rojo de 16 dígitos debajo.

Каждая упаковка имеет этикетку с голограммой, под которой указан 16-значный код.

كل علبة تعبئه عليها ملصق هولوجرام موجود تحت الرقم الاحمر المكون من 16 خانه.

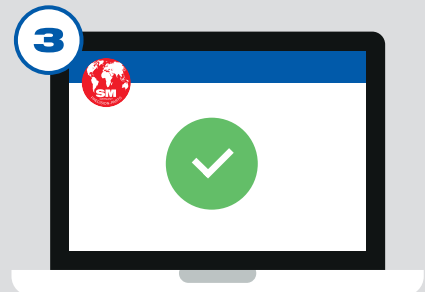
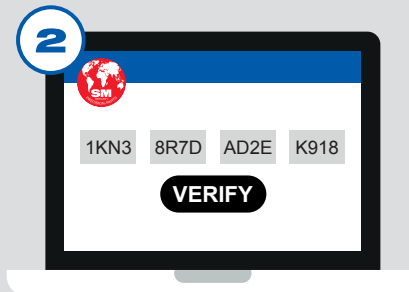
Enter this code at www.sm-verify.com and your SM product will be verified for authenticity.

Veuillez entrer ce code dans le site web www.sm-verify.com afin de vérifier l'authenticité de votre produit SM.

Introduzca este código en la página web www.sm-verify.com para verificar la autenticidad de su producto SM.

Введите этот код на сайте www.sm-verify.com и проверьте подлинность Вашей детали SM.

ادخل الرمز في www.sm-verify.com وسيتم التحقق من صحة منتج SM



www.sm-verify.com



SM Motorenteile

DON'T BE IRRITATED. DON'T BUY IMITATED.




Visible Text: ORIGINAL - SM


Imitation secured packing supplied by us for all products.



Product Box



Lens Key










Visible Text: ORIGINAL - SM
O/E SUPPLIER SINCE 1973

Simply to be checked with a lens key from us.
Ask your Dealer or importer!



LIST OF MANUFACTURERS

Manufacturers	from page	Manufacturers	from page	Manufacturers	from page
ABARTH	2	GEELY	447	NAC IVECO (NAVECO)	789
AGRALE	5	GMC	450	NEOPLAN	792
ALFA ROMEO	8	GONOW	453	NEW HOLLAND	797
ALPINA	16	GREAT WALL	456	NISSAN	800
ARO	21	HOLDEN	459	OPEL	822
ASTRA	26	HONDA	466	PERKINS	865
AUDI	33	HYUNDAI	469	PEUGEOT	873
AUDI (FAW)	88	HYUNDAI (BEIJING)	483	PEUGEOT (DF-PSA)	927
BAW	92	HYUNDAI (HUATAI)	486	PORSCHE	931
BEDFORD	95	IRAN KHODRO	489	RENAULT	934
BMW	100	IRISBUS	492	RENAULT TRUCKS	1021
BMW (BRILLIANCE)	135	ISUZU	495	ROVER	1055
BUICK	140	ISUZU (QINGLING)	500	SAAB	1059
BUICK (SGM)	143	IVECO	503	SAME	1062
BYD	146	JAC	548	SAVIEM	1065
CADILLAC	149	JAGUAR	551	SCANIA	1068
CHANGAN	152	JEEP	554	SEAT	1113
CHANGFENG	155	KHD	558	SETRA	1153
CHEVROLET	158	KIA	564	SKODA	1156
CHRYSLER	175	KIA (DYK)	576	SKODA (SVW)	1179
CITROËN	179	KING LONG	579	SMART	1182
CITROËN (DF-PSA)	226	KTM	582	SOLARIS	1186
CUMMINS	230	LADA	585	SSANGYONG	1189
DACIA	233	LANCIA	589	STEYR	1194
DAEWOO	244	LAND ROVER	601	SUBARU	1197
DAF	251	MACK	606	SUZUKI	1200
DAIHATSU	264	MAGIRUS-DEUTZ	609	TALBOT	1209
DEUTZ	268	MAHINDRA	616	TATA	1218
DODGE	283	MAHINDRA RENAULT	620	TOYOTA	1221
DONGFENG (DFAC)	286	MAN	623	TOYOTA (FAW)	1241
DS	289	MARUTI	630	TOYOTA (GAC)	1244
FAP	294	MARUTI SUZUKI	634	UNIC-SIMCA	1247
FAW (TIANJIN)	297	MASSEY FERGUSON	637	UTB	1250
FENDT	300	MAZDA	640	VAN HOOL	1253
FIAT	307	MAZDA (CHANGAN)	661	VAUXHALL	1256
FIATAGRI	366	MERCEDES-BENZ	664	VOLVO	1292
FORD	372	MERCEDES-BENZ (FJDA)	761	VOLVO PENTA	1416
FORD AUSTRALIA	425	MG	764	VW	1421
FORD USA	437	MINI	767	VW (FAW)	1526
FOTON	441	MINI	767	VW (SVW)	1532
FREIGHTLINER	444	MITSUBISHI	773	ZASTAVA	1538
		MWM	786		

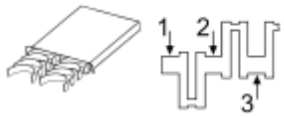
						
	ENGINE	00000	ccm			1 POS
124 Spider 1.4 (348)	552 53 268	03.16	1368	B	125 kW	4 1
500 / 595 / 695 1.4 (312.AXD1A)	312 A1.000	01.08	1368	B	99 kW	4 1
500 / 595 / 695 1.4 (312.AXD1A)	312 A1.000	01.08	1368	B	99 kW	4 1
500 / 595 / 695 1.4 (312.AXD1A)	312 A1.000	01.14	1368	B	119 kW	4 1
500 / 595 / 695 1.4 (312.AXD1A)	312 A3.000	01.14	1368	B	119 kW	4 1
500 / 595 / 695 1.4 (312.AXF11, 312.AXF1A)	312 A1.000	08.08	1368	B	132 kW	4 1
500 / 595 / 695 1.4 (312.AXF11, 312.AXF1A)	312 A3.000	08.08	1368	B	132 kW	4 1
500 / 595 / 695 1.4 (312.AXF11, 312.AXF1A)	312 A3.000	08.08	1368	B	132 kW	4 1
500 / 595 / 695 1.4 (312.AXF11, 312.AXF1A, 312.AXD1A)	312 A1.000	08.08	1368	B	118 kW	4 1
500 / 595 / 695 1.4 (312.AXF11, 312.AXF1A, 312.AXD1A)	312 A1.000	08.08	1368	B	118 kW	4 1
500 / 595 / 695 1.4 (312.AXF11, 312.AXF1A, 312.AXD1A)	312 A3.000	08.08	1368	B	118 kW	4 1
500 / 595 / 695 1.4 (312.AXF11, 312.AXF1A, 312.AXD1A)	312 B4.000	08.08	1368	B	118 kW	4 1
500 / 595 / 695 1.4 (312.AXF1A, 312.AXD1A)	312 A3.000	05.10	1368	B	103 kW	4 1
500 / 595 / 695 1.4 (312.AXF1A, 312.AXD1A)	312 A3.000	05.10	1368	B	103 kW	4 1
500 / 595 / 695 1.4 (312.AXT1A)	312 A1.000	08.08	1368	B	140 kW	4 1
500 / 595 / 695 1.4 (312.AXT1A)	312 A1.000	08.08	1368	B	140 kW	4 1
500 / 595 / 695 1.4 (312.AXT1A)	312 A9.000	08.08	1368	B	140 kW	4 1
500 / 595 / 695 1.4 (312.AXY11, 312.AXY1A)	312 B4.000	05.16	1368	B	107 kW	4 1
500 / 595 / 695 1.4 (312.AXZ11)	312 B3.000	05.16	1368	B	121 kW	4 1
500 / 595 / 695 1.4 (312.AYB11, 312.AYB1A)	312 B6.000	06.16	1368	B	120 kW	4 1
500C / 595C / 695C 1.4 (312.AXD1A)	312 A1.000	05.08	1368	B	99 kW	4 1
500C / 595C / 695C 1.4 (312.AXD1A)	312 A1.000	05.08	1368	B	99 kW	4 1
500C / 595C / 695C 1.4 (312.AXD1A)	312 A1.000	01.14	1368	B	119 kW	4 1
500C / 595C / 695C 1.4 (312.AXD1A)	312 A3.000	01.14	1368	B	119 kW	4 1
500C / 595C / 695C 1.4 (312.AXF11, 312.AXF1A)	312 A3.000	06.10	1368	B	132 kW	4 1
500C / 595C / 695C 1.4 (312.AXF11, 312.AXF1A)	312 A3.000	06.10	1368	B	132 kW	4 1
500C / 595C / 695C 1.4 (312.AXF1A, 312.AXD1A)	312 A1.000	05.11	1368	B	118 kW	4 1
500C / 595C / 695C 1.4 (312.AXF1A, 312.AXD1A)	312 A1.000	05.11	1368	B	118 kW	4 1
500C / 595C / 695C 1.4 (312.AXF1A, 312.AXD1A)	312 A3.000	05.11	1368	B	118 kW	4 1
500C / 595C / 695C 1.4 (312.AXF1A, 312.AXD1A)	312 B4.000	05.11	1368	B	118 kW	4 1
500C / 595C / 695C 1.4 (312.AXF11, 312.AXD1A)	312 A1.000	09.09	1368	B	103 kW	4 1
500C / 595C / 695C 1.4 (312.AXF11, 312.AXD1A)	312 A3.000	09.09	1368	B	103 kW	4 1
500C / 595C / 695C 1.4 (312.AXF11, 312.AXD1A)	312 A3.000	09.09	1368	B	103 kW	4 1
500C / 595C / 695C 1.4 (312.AXY1A, 312.AXY11)	312 B4.000	05.16	1368	B	107 kW	4 1
500C / 595C / 695C 1.4 (312.AXZ1A)	312 B3.000	05.16	1368	B	121 kW	4 1
GRANDE PUNTO 1.4 (199.AXN1B)	199 A8.000	07.07 - 06.10	1368	B	114 kW	4 1
GRANDE PUNTO 1.4 (199.AXN1B)	199 A8.000	07.07 - 06.10	1368	B	114 kW	4 1
GRANDE PUNTO 1.4 ESSEESSE / SUPERSPORT (199.AXX1B)	199 A8.000	05.08 - 06.10	1368	B	132 kW	4 1
GRANDE PUNTO 1.4 ESSEESSE / SUPERSPORT (199.AXX1B)	199 A8.000	05.08 - 06.10	1368	B	132 kW	4 1
GRANDE PUNTO 1.4 ESSEESSE / SUPERSPORT (199.AXX1B)	955 A8.000	05.08 - 06.10	1368	B	132 kW	4 1
GRANDE PUNTO 1.4 ESSEESSE / SUPERSPORT (199.AXX1B)	955 A8.000	05.08 - 06.10	1368	B	132 kW	4 1
PUNTO EVO 1.4 (199.AXX1B)	955 A8.000	10.09 - 02.12	1368	B	120 kW	4 1
PUNTO 1.4 (199.AXX1B)	955 A8.000	03.12	1368	B	120 kW	4 1
PUNTO 1.4 (199.AXX1B)	955 A8.000	03.12	1368	B	120 kW	4 1
PUNTO 1.4 (199.BX)	198 A1.000	07.16 - 12.19	1368	B	107 kW	4 1
PUNTO 1.4 SUPERSPORT (199.AXX1B)	199 A8.000	03.12	1368	B	132 kW	4 1
PUNTO 1.4 SUPERSPORT (199.AXX1B)	199 A8.000	03.12	1368	B	132 kW	4 1
PUNTO 1.4 SUPERSPORT (199.AXX1B)	955 A8.000	03.12	1368	B	132 kW	4 1
PUNTO 1.4 SUPERSPORT (199.AXX1B)	955 A8.000	03.12	1368	B	132 kW	4 1
RITMO 125 TC 2.0 (138.A_)	138 AR1.000	11.81 - 12.87	1995	B	92 kW	4 2
RITMO 125 TC 2.0 (138.A_)	138 AR1.000	11.81 - 12.87	1995	B	92 kW	4 2
RITMO 130 TC 2.0 (138.A_)	138 AR2.000	04.83 - 12.87	1995	B	96 kW	4 2
RITMO 130 TC 2.0 (138.A_)	138 AR2.000	04.83 - 12.87	1995	B	96 kW	4 2



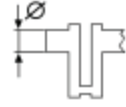
ABARTH

ENGINE	\varnothing	ccm	1995	kW	B	4	1 POS
138 AR1.000	84,000	4	1995	92 kW	B	4	2
138 AR2.000	84,000	4	1995	96 kW	B	4	2
198 A1.000	72,000	4	1368	107 kW	B	4	1
199 A8.000	72,000	4	1368	114 - 132 kW	B	4	1
312 A1.000	72,000	4	1368	99 - 140 kW	B	4	1
312 A3.000	72,000	4	1368	103 - 132 kW	B	4	1

ENGINE	\varnothing	ccm	kW	B	4	1 POS	
312 A9.000	72,000	4	1368	140 kW	B	4	1
312 B3.000	72,000	4	1368	121 kW	B	4	1
312 B4.000	72,000	4	1368	107 - 118 kW	B	4	1
312 B6.000	72,000	4	1368	120 kW	B	4	1
552 53 268	72,000	4	1368	125 kW	B	4	1
955 A8.000	72,000	4	1368	120 - 132 kW	B	4	1



Type



72,000 mm

1

198 A1.000 , 199 A8.000 , 312 A1.000 , 312 A3.000 , 312 A9.000 , 312 B3.000 , 312 B4.000 , 312 B6.000 , 552 53 268 , 955 A8.000 ,

400102-00-4										6 pairs
-25-4	1-5	HL	AL	47,980	51,705	19,000	↑ LO2G	1,848		5 pairs
-50-4				48,000	51,718		↓ LO2G			
-75-4										
-100-4	3	AS	AL	52,000	68,766			2,325		1 pair
				52,200	69,020					
430102-00-4										4 pairs
-25-4	1-4	PL	AL	41,988	45,127	19,000	↑ LO1	1,548		
-50-4				42,008	45,140		↓ LO1			
-75-4										
-100-4										








84,000 mm

2






138 AR1.000 , 138 AR2.000 ,






412002-00-1										1 pair
-10-1		AS	CU2	59,000	73,600		↑ G	2,360		
-15-1				59,250	73,850		↓ G			



						
1-Series 1800 DRD, 1800 DRS	4.236 V	10.88 - 12.98	3866 D	66 kW	7	1
STARK 64	BF 4L 913	01.95 - 12.99	4086 D	64 - 71 kW	7	2
STARK 64	BF 4L 913	01.95 - 12.99	4086 D	64 - 71 kW	7	2
STARK 78	BF 4L 913 T	01.95 - 08.01	4086 D	78 - 87 kW	7	3
STARK 78	BF 4L 913 T	01.95 - 12.99	4086 D	78 - 87 kW	7	3








			ccm	kW			1 POS
4.236 V	98,430	4	3866	57 kW	D	7	1
BF 4L 913 T	102,000	4	4086	60 - 78 kW	D	7	3

			ccm	kW			1 POS
BF 4L 913	102,000	4	4086	47 - 81 kW	D	7	2



98,430 mm										1
4.236 V										
403602-00-4										5 pairs
-25-4	1,2,4,5	HL	AL	76,162	80,416	31,880	↑ LO1G	2,090	4 pairs	
-50-4				76,175	80,441		↓ LO1			
	3	HL	AL	76,162	80,416	36,700	↑ LO1G	2,090	1 pair	
				76,175	80,441		↓ LO1			
413621-00-2										2 pairs
	1-2	AS	AL	86,870	103,850		↑ G	2,310		
				87,120	104,100		↓ L G			
433604-00-4										4 pairs
-25-4	1-4	PL	AL	63,475	67,208	31,880	↑ L	1,841		
-50-4				63,487	67,221		↓ L			
433605-00-4										4 pairs
-25-4	1-4	PL	AL	63,475	67,208	31,880		1,841		
-50-4				63,487	67,221					
-75-4										
102,000 mm										2
BF 4L 913										
411503-00-2										2 pairs
		AS	AL	87,000	100,614		↑ G	2,985	1 pair	
				87,350	100,964		↓ L G			
		AS	AL	87,000	107,614		↑ G	2,985	1 pair	
				87,350	107,964		↓ L G			
431502-00-1										1 pair
-25-1		PL	CU3	65,971	70,000	25,000	↑ L	1,985		
-50-1				65,990	70,019		↓ L			
102,000 mm										3
BF 4L 913 T										
411503-00-2										2 pairs
		AS	AL	87,000	100,614		↑ G	2,985	1 pair	
				87,350	100,964		↓ L G			
		AS	AL	87,000	107,614		↑ G	2,985	1 pair	
				87,350	107,964		↓ L G			








			ccm		kw		1 POS
145 (930_) 1.4 i.e. 16V T.S. (930.A3A)	AR 33503	04.96 - 01.01	1370	B	76 kW	14	8
145 (930_) 1.4 i.e. 16V T.S. (930.A3A)	AR 38501	04.96 - 01.01	1370	B	76 kW	14	8
145 (930_) 1.6 16V T.S. (930.A2C)	AR 32102	09.97 - 12.00	1598	B	82 kW	14	8
145 (930_) 1.6 i.e. (930.A2)	AR 33201	08.94 - 09.97	1596	B	76 kW	15	17
145 (930_) 1.6 i.e. 16V T.S. (930.A2)	AR 38201	12.96 - 01.01	1598	B	88 kW	14	8
145 (930_) 1.6 i.e. 16V T.S. (930.A2)	AR 67601	12.96 - 01.01	1598	B	88 kW	14	8
145 (930_) 1.8 i.e. 16V (930.A1A)	AR 32201	03.98 - 01.01	1747	B	106 kW	14	9
145 (930_) 1.8 i.e. 16V T.S. (930.A1A)	AR 38401	02.96 - 12.98	1747	B	103 kW	14	9
145 (930_) 1.8 i.e. 16V T.S. (930.A1A)	AR 67106	02.96 - 12.98	1747	B	103 kW	14	9
145 (930_) 1.8 i.e. 16V T.S. (930.A1A)	AR 67199	02.96 - 12.98	1747	B	103 kW	14	9
145 (930_) 1.9 D (930.A4)	AR 67501	07.94 - 02.99	1929	D	68 kW	14	12
145 (930_) 1.9 JTD (930.A4B)	AR 32302	02.99 - 01.01	1910	D	77 kW	13	5
145 (930_) 1.9 TD (930.A4)	AR 33601	10.94 - 05.99	1929	D	66 kW	14	12
145 (930_) 1.9 TD (930.A4)	AR 67501	10.94 - 05.99	1929	D	66 kW	14	12
145 (930_) 2.0 16V (930.A5)	AR 32301	03.98 - 01.01	1970	B	114 kW	15	15
145 (930_) 2.0 16V T.S. (930.A5)	AR 67204	10.95 - 01.01	1970	B	110 kW	15	15
146 (930_) 1.4 i.e. 16V T.S. (930.B3A)	AR 33503	11.96 - 01.01	1370	B	76 kW	14	8
146 (930_) 1.4 i.e. 16V T.S. (930.B3A)	AR 38501	11.96 - 01.01	1370	B	76 kW	14	8
146 (930_) 1.6 16V T.S. (930.B2C)	AR 32102	09.97 - 12.00	1598	B	82 kW	14	8
146 (930_) 1.6 i.e. (930.B2)	AR 33201	12.94 - 12.96	1596	B	76 kW	15	17
146 (930_) 1.6 i.e. 16V T.S. (930.B2B, 930.B2C)	AR 38201	11.96 - 10.01	1598	B	88 kW	14	8
146 (930_) 1.6 i.e. 16V T.S. (930.B2B, 930.B2C)	AR 67601	11.96 - 10.01	1598	B	88 kW	14	8
146 (930_) 1.8 i.e. 16V T.S. (930.B1A)	AR 32201	05.96 - 01.01	1747	B	106 kW	14	9
146 (930_) 1.8 i.e. 16V T.S. (930.B1A)	AR 38401	11.96 - 01.01	1747	B	103 kW	14	9
146 (930_) 1.8 i.e. 16V T.S. (930.B1A)	AR 67106	11.96 - 01.01	1747	B	103 kW	14	9
146 (930_) 1.9 D (930.B4)	AR 67501	05.95 - 09.96	1929	D	68 kW	14	12
146 (930_) 1.9 JTD (930.B4B)	AR 32302	02.99 - 01.01	1910	D	77 kW	13	5
146 (930_) 1.9 TD (930.B4A)	AR 33601	12.94 - 02.99	1929	D	66 kW	14	12
146 (930_) 1.9 TD (930.B4A)	AR 67501	12.94 - 02.99	1929	D	66 kW	14	12
146 (930_) 2.0 16V (930.B5)	AR 32301	03.97 - 10.01	1970	B	114 kW	15	15
146 (930_) 2.0 16V T.S. (930.B5)	AR 67204	10.95 - 01.01	1970	B	110 kW	15	15
147 (937_) 1.6 16V T.SPARK (937.AXA1A, 937.AXB1A, 937.BXB1A)	AR 32104	01.01 - 03.10	1598	B	88 kW	14	8
147 (937_) 1.6 16V T.SPARK ECO (937.AXA1A, 937.BXA1A)	AR 37203	01.01 - 03.10	1598	B	77 kW	14	8
147 (937_) 1.6 LPG (937.AXA1A)	AR 37203	01.09 - 03.10	1598	B/G	77 kW	14	8
147 (937_) 1.6 LPG (937.BXB1A)	AR 32104	03.01 - 12.09	1598	B/G	88 kW	14	8
147 (937_) 1.9 JTD (937.AXD1A, 937.BXD1A, 937.AXV1A, 937.BXB1A,...	937 A2.000	04.01 - 03.10	1910	D	85 kW	13	5
147 (937_) 1.9 JTD (937.AXD1A, 937.BXD1A, 937.AXV1A, 937.BXB1A,...	939 A7.000	04.01 - 03.10	1910	D	85 kW	13	5
147 (937_) 1.9 JTD (937.AXF1A, 937.BXF1A)	182 B9.000	06.03 - 03.10	1910	D	74 kW	13	5
147 (937_) 1.9 JTD (937.AXD1A, 937.BXD1A)	937 A2.000	10.00 - 08.02	1910	D	81 kW	13	5
147 (937_) 1.9 JTD 16V (937.AXG1B, 937.BXG1B)	192 A5.000	11.02 - 03.10	1910	D	103 kW	13	6
147 (937_) 1.9 JTD 16V (937.AXG1B, 937.BXG1B)	937 A4.000	09.03 - 09.04	1910	D	93 kW	13	6
147 (937_) 1.9 JTD 16V (937.AXM1B, 937.AXS1B)	192 B1.000	10.04 - 03.10	1910	D	100 kW	13	6
147 (937_) 1.9 JTDM (937.AXD1A, 937.AXV1A, 937.BXB1A)	939 A7.000	10.04 - 03.10	1910	D	85 kW	13	5
147 (937_) 1.9 JTDM 16V (937.AXN1B, 937.AXZ1B)	937 A6.000	06.08 - 03.10	1910	D	125 kW	13	6
147 (937_) 1.9 JTDM 16V (937.AXN1B, 937.BXN1B)	937 A5.000	09.04 - 03.10	1910	D	110 kW	13	6
147 (937_) 1.9 JTDM 8V (937.AXD1A, 937.AXU1A, 937.BXU1A)	937 A2.000	07.05 - 03.10	1910	D	88 kW	13	5
147 (937_) 1.9 JTDM 8V (937.AXD1A, 937.AXU1A, 937.BXU1A)	937 A3.000	07.05 - 03.10	1910	D	88 kW	13	6
147 (937_) 2.0 (937.AXC, 937.BXC)	937 A1.000	07.02 - 05.05	1970	B	121 kW	15	14
147 (937_) 2.0 16V T.SPARK (937.AXA1, 937.AXC1, 937.BXC1)	AR 32310	11.00 - 12.10	1970	B	110 kW	15	15
155 (167_) 1.6 16V T.S. (167.A6A)	AR 67601	12.95 - 12.97	1598	B	88 kW	14	8
155 (167_) 1.7 T.S. 16V (167.A4N)	AR 67106	05.92 - 12.97	1747	B	103 kW	14	9
155 (167_) 1.9 TD (167.A3B, 167.A3)	AR 67501	04.93 - 12.97	1929	D	66 kW	14	12
155 (167_) 2.0 16V Turbo Q4 (167.A2B, 167.A2C, 167.A2E)	AR 67203	01.92 - 12.97	1995	B	137 kW	15	18
155 (167_) 2.0 16V Turbo Q4 (167.A2B, 167.A2C, 167.A2E)	AR 67203	03.92 - 12.97	1995	B	140 kW	15	18
155 (167_) 2.0 T.S. 16V (167.A2G)	AR 67204	03.95 - 12.97	1970	B	110 kW	15	15
155 (167_) 2.0 T.S. 16V (167.A2G)	AR 67299	03.95 - 12.97	1970	B	110 kW	15	15
156 (932_) 1.6 16V T.SPARK (932.A4, 932.A4100)	AR 32102	09.97 - 09.05	1598	B	88 kW	14	8
156 (932_) 1.6 16V T.SPARK (932.A4, 932.A4100)	AR 32103	09.97 - 09.05	1598	B	88 kW	14	8
156 (932_) 1.6 16V T.SPARK (932.A4, 932.A4100)	AR 32104	09.97 - 09.05	1598	B	88 kW	14	8
156 (932_) 1.6 16V T.SPARK (932.A4, 932.A4100)	AR 67601	09.97 - 09.05	1598	B	88 kW	14	8
156 (932_) 1.6 16V T.SPARK (932A4)	AR 32102	09.97 - 09.05	1598	B	82 kW	14	8
156 (932_) 1.8 16V T.SPARK (932.A3)	AR 32201	09.97 - 10.00	1747	B	106 kW	14	9






ALFA ROMEO




156 (932_) 1.8 16V T.SPARK (932.A3100)	AR 32205	09.97 - 09.05	1747	B	103 kW	14	9
156 (932_) 1.9 JTD (932.A2B00)	AR 37101	10.00 - 05.01	1910	D	81 kW	13	5
156 (932_) 1.9 JTD (932.A2B00, 932.A2C00)	937 A2.000	05.01 - 09.05	1910	D	85 kW	13	5
156 (932_) 1.9 JTD (932.AXN00, 932.BXE00)	937 A5.000	07.04 - 09.05	1910	D	110 kW	13	6
156 (932_) 1.9 JTD (932.AXE00)	192 B1.000	11.02 - 11.04	1910	D	100 kW	13	6
156 (932_) 1.9 JTD (932.AXE00)	937 A4.000	11.03 - 09.05	1910	D	93 kW	13	6
156 (932_) 1.9 JTD (932B2)	AR 32302	09.97 - 10.00	1910	D	77 kW	13	5
156 (932_) 1.9 JTD 16V (932.AXE00)	192 A5.000	11.02 - 09.05	1910	D	103 kW	13	6
156 (932_) 2.0 16V T.SPARK (932A2)	AR 32301	09.97 - 10.05	1970	B	114 kW	15	15
156 (932_) 2.0 16V T.SPARK (932A2)	AR 32310	09.97 - 10.05	1970	B	114 kW	15	15
156 (932_) 2.0 16V T.SPARK (932A21_)	AR 32310	10.00 - 03.02	1970	B	110 kW	15	15
156 (932_) 2.0 JTS (932AXA)	937 A1.000	09.01 - 09.05	1970	B	122 kW	15	14
156 (932_) 2.0 JTS (932AXD00, 932AXD01)	932 A2.000	03.01 - 09.05	1970	B	119 kW	15	14
156 (932_) 2.0 JTS (932AXD00, 932AXD01)	AR 32303	03.01 - 09.05	1970	B	119 kW	15	15
156 (932_) 2.4 JTD (932A1B_)	839 A6.000	10.00 - 09.05	2387	D	103 kW	14	10
156 (932_) 2.4 JTD (932AXC)	841 C000	03.02 - 09.05	2387	D	110 kW	14	10
156 (932_) 2.4 JTD (932AXF00)	841 G.000	10.03 - 09.05	2387	D	129 kW	14	7
156 (932_) 2.4 JTD (932AXF00)	841 M.000	06.03 - 09.05	2387	D	120 kW	14	7
156 (932_) 2.4 JTD (932AXF00)	841 N.000	06.03 - 09.05	2387	D	120 kW	14	7
156 (932_) 2.4 JTD (932B1)	AR 32501	09.97 - 09.03	2387	D	100 kW	14	10
156 Sportwagon (932_) 1.6 16V T.SPARK (932A4)	AR 32102	01.00 - 09.05	1598	B	82 kW	14	8
156 Sportwagon (932_) 1.6 16V T.SPARK. (932B4100)	AR 32102	05.00 - 05.06	1598	B	88 kW	14	8
156 Sportwagon (932_) 1.6 16V T.SPARK. (932B4100)	AR 32103	05.00 - 05.06	1598	B	88 kW	14	8
156 Sportwagon (932_) 1.6 16V T.SPARK. (932B4100)	AR 32104	05.00 - 05.06	1598	B	88 kW	14	8
156 Sportwagon (932_) 1.6 16V T.SPARK. (932B4100)	AR 67601	05.00 - 05.06	1598	B	88 kW	14	8
156 Sportwagon (932_) 1.8 16V T.SPARK (932A3)	AR 32201	05.00 - 02.05	1747	B	106 kW	14	9
156 Sportwagon (932_) 1.8 16V T.SPARK (932B31_)	AR 32205	02.97 - 05.06	1747	B	103 kW	14	9
156 Sportwagon (932_) 1.9 JTD (932.B2B00)	AR 37101	10.00 - 05.01	1910	D	81 kW	13	5
156 Sportwagon (932_) 1.9 JTD (932B2)	AR 32302	05.00 - 10.00	1910	D	77 kW	13	5
156 Sportwagon (932_) 1.9 JTD (932B2B, 932B2C)	937 A2.000	05.01 - 05.06	1910	D	85 kW	13	5
156 Sportwagon (932_) 1.9 JTD (932BXE00)	192 B1.000	11.02 - 11.04	1910	D	100 kW	13	6
156 Sportwagon (932_) 1.9 JTD (932BXE00)	937 A4.000	11.03 - 05.06	1910	D	93 kW	13	6
156 Sportwagon (932_) 1.9 JTD (932BXE00, 932BXN00)	937 A5.000	03.05 - 05.06	1910	D	110 kW	13	6
156 Sportwagon (932_) 1.9 JTD 16V (932BXE00)	192 A5.000	11.02 - 05.06	1910	D	103 kW	13	6
156 Sportwagon (932_) 1.9 JTD 16V Q4 (932BXN20)	937 A5.000	07.04 - 05.06	1910	D	110 kW	13	6
156 Sportwagon (932_) 2.0 16V T.SPARK (932A2)	AR 32301	05.00 - 12.03	1970	B	114 kW	15	15
156 Sportwagon (932_) 2.0 16V T.SPARK (932A2)	AR 32310	05.00 - 12.03	1970	B	114 kW	15	15
156 Sportwagon (932_) 2.0 16V T.SPARK (932B21_)	AR 32310	09.00 - 03.02	1970	B	110 kW	15	15
156 Sportwagon (932_) 2.0 JTS (932BXA)	937 A1.000	01.02 - 05.06	1970	B	122 kW	15	14
156 Sportwagon (932_) 2.0 JTS (932BXD00, 932BXD01)	932 A2.000	03.02 - 05.06	1970	B	119 kW	15	14
156 Sportwagon (932_) 2.4 JTD (932.B1B00)	839 A6.000	10.00 - 05.06	2387	D	103 kW	14	10
156 Sportwagon (932_) 2.4 JTD (932.BXC00)	841 C000	03.02 - 05.06	2387	D	110 kW	14	10
156 Sportwagon (932_) 2.4 JTD (932B1)	AR 32501	05.00 - 09.03	2387	D	100 kW	14	10
156 Sportwagon (932_) 2.4 JTD (932BXF00)	841 G.000	10.03 - 05.06	2387	D	129 kW	14	7
156 Sportwagon (932_) 2.4 JTD (932BXF00)	841 M.000	06.03 - 05.06	2387	D	120 kW	14	7
156 Sportwagon (932_) 2.4 JTD (932BXF00)	841 N.000	06.03 - 05.06	2387	D	120 kW	14	7
159 (939_) 1.9 JTDM 16V (939AXC1B, 939AXC12)	939 A2.000	09.05 - 11.11	1910	D	110 kW	13	6
159 (939_) 1.9 JTDM 16V (939AXF1B, 939AXC1B)	937 A8.000	09.05 - 11.11	1910	D	100 kW	13	6
159 (939_) 1.9 JTDM 16V (939AXF1B, 939AXC1B)	939 A8.000	09.05 - 11.11	1910	D	100 kW	13	6
159 (939_) 1.9 JTDM 8V (939AXE1B)	939 A1.000	09.05 - 11.11	1910	D	88 kW	13	5
159 (939_) 1.9 JTDM 8V (939AXE1B, 939BXE1B, 939BXH1B)	937 A7.000	09.05 - 11.11	1910	D	85 kW	13	6
159 (939_) 1.9 JTDM 8V (939AXE1B, 939BXE1B, 939BXH1B)	939 A7.000	09.05 - 11.11	1910	D	85 kW	13	5
159 (939_) 2.0 JTDM (939AXP1B)	939 B3.000	05.09 - 11.11	1956	D	125 kW	15	14
159 (939_) 2.0 JTDM (939AXQ1B)	844 A2.000	05.09 - 11.11	1956	D	120 kW	14	13
159 (939_) 2.0 JTDM (939AXR1B)	939 B4.000	06.10 - 11.11	1956	D	100 kW	15	14
159 (939_) 2.4 JTDM (939AXD12, 939AXD1B)	939 A3.000	09.05 - 11.11	2387	D	147 kW	14	7
159 Sportwagon (939_) 1.9 JTDM 16V (939BXC1B)	937 A8.000	03.06 - 11.11	1910	D	100 kW	13	6
159 Sportwagon (939_) 1.9 JTDM 16V (939BXC1B, 939BXC12)	939 A2.000	03.06 - 11.11	1910	D	110 kW	13	6
159 Sportwagon (939_) 1.9 JTDM 8V (939AXH1B, 939BXH1B)	937 A7.000	03.06 - 11.11	1910	D	85 kW	13	6
159 Sportwagon (939_) 1.9 JTDM 8V (939BXE1B)	939 A1.000	03.06 - 11.11	1910	D	88 kW	13	5
159 Sportwagon (939_) 2.0 JTDM (939BXP1B)	939 B3.000	07.09 - 11.11	1956	D	125 kW	15	14
159 Sportwagon (939_) 2.0 JTDM (939BXQ1B)	844 A2.000	05.09 - 11.11	1956	D	120 kW	14	13

			ccm		kw		1 POS
159 Sportwagon (939_) 2.0 JTDM (939BXR1B)	939 B4.000	06.10 - 11.11	1956	D	100 kW	15	14
159 Sportwagon (939_) 2.4 JTDM (939BXD1B, 939BXD12)	939 A3.000	03.06 - 11.11	2387	D	147 kW	14	7
164 (164_) 2.0 (164A2C, 164A2L, 164A2H)	AR 64103	11.87 - 10.92	1995	B	105 kW	15	16
164 (164_) 2.0 Turbo (164A2B)	AR 06476	10.87 - 09.98	1995	B	128 kW	15	16
164 (164_) 2.0 Turbo (164A2B)	AR 06476	02.88 - 10.92	1995	B	129 kW	15	16
164 (164_) 2.0 Twin Spark (164.A2H, 164.A2)	AR 64103	06.87 - 09.92	1995	B	109 kW	15	16
164 (164_) 2.0 Twin Spark (164.H3)	AR 64103	08.92 - 09.98	1995	B	106 kW	15	16
164 (164_) 2.0 Twin Spark (164A2)	AR 64103	06.87 - 09.92	1995	B	109 kW	15	16
166 (936_) 2.0 T.Spark (936A3A_)	AR 34103	09.98 - 10.00	1970	B	114 kW	15	15
166 (936_) 2.0 T.Spark (936A3B00)	AR 36301	10.00 - 06.07	1970	B	110 kW	15	15
166 (936_) 2.0 V6 (936A3_)	AR 34102	09.98 - 10.00	1996	B	151 kW	13	4
166 (936_) 2.4 JTD (936A2A_)	AR 34202	09.98 - 10.00	2387	D	100 kW	14	10
166 (936_) 2.4 JTD (936A2B_)	839 A6.000	10.00 - 06.07	2387	D	103 kW	14	10
166 (936_) 2.4 JTD (936AXA00, 936A3B00)	841 C000	04.02 - 06.07	2387	D	110 kW	14	10
166 (936_) 2.4 JTD (936AXC00)	841 M.000	07.06 - 06.07	2387	D	132 kW	14	7
166 (936_) 2.4 JTD (936AXC00, 936AXD01)	841 G.000	10.03 - 06.07	2387	D	129 kW	14	7
166 (936_) 2.4 JTD (936AXC00, 936AXD01)	841 H.000	10.03 - 06.07	2387	D	129 kW	14	7
166 (936_) 2.4 JTD (936AXC00, 936AXG00)	841 M.000	07.05 - 06.07	2387	D	136 kW	14	7
166 (936_) 2.4 JTD (936AXC00, 936AXG00)	936 B.000	07.05 - 06.07	2387	D	136 kW	14	7
166 (936_) 2.4 JTD (936AXD01, 936AXC00)	841 M.000	10.03 - 06.07	2387	D	120 kW	14	7
166 (936_) 2.4 JTD (936AXD01, 936AXC00)	841 N.000	10.03 - 06.07	2387	D	120 kW	14	7
AR 6 Bus (280_) 1.9 D (280)	160 D100	04.85 - 12.89	1929	D	51 kW	14	11
AR 6 Kasten (280_) 1.9 D (280)	160 D100	04.85 - 12.89	1929	D	51 kW	14	11
AR 6 Kasten (280_) 2.4 D (280)	8144.61.200	04.85 - 02.86	2445	D	53 kW	15	19
AR 6 Kasten (280_) 2.4 TD (280)	8144.21.220	09.86 - 12.89	2445	D	68 kW	15	19
AR 6 Kasten (280_) 2.5 D (280)	8144.67.220	03.86 - 12.89	2499	D	55 kW	15	19
AR 8 Kasten (280_) 2.4 D (280)	8140.61.200	04.78 - 08.86	2445	D	53 kW	15	19
AR 8 Kasten (280_) 2.4 TD (280)	8140.21.200	04.85 - 12.89	2445	D	68 kW	15	19
AR 8 Kasten (280_) 2.5 D (280)	8144.67.220	09.86 - 12.89	2499	D	55 kW	15	19
AR 8 Pritsche/Fahrgestell (280_) 2.4 D (280)	8140.61.200	04.78 - 08.86	2445	D	53 kW	15	19
AR 8 Pritsche/Fahrgestell (280_) 2.4 TD (280)	8140.21.200	04.85 - 12.88	2445	D	68 kW	15	19
AR 8 Pritsche/Fahrgestell (280_) 2.5 D (280)	8144.67.220	09.86 - 12.89	2499	D	55 kW	15	19
BRERA (939_) 2.0 JTDM (939DXP1B)	939 B3.000	05.09 - 06.10	1956	D	125 kW	15	14
BRERA (939_) 2.0 JTDM (939DXQ1B)	844 A2.000	03.08 - 06.10	1956	D	120 kW	14	13
BRERA (939_) 2.4 JTDM 20V (939DXD1B, 939DXD12)	939 A3.000	01.06 - 03.11	2387	D	147 kW	14	7
GIULIETTA (940_) 1.4 BiFuel (940FXA1A, 940FXT1A)	198 A4.000	12.11 - 02.17	1368	B/G	88 kW	13	2
GIULIETTA (940_) 1.4 TB (940.FYA1A)	940 C2.000	09.14 - 08.19	1368	B	110 kW	13	3
GIULIETTA (940_) 1.4 TB (940FXA1A, 940FXT1A)	198 A4.000	04.10 - 12.20	1368	B	88 kW	13	2
GIULIETTA (940_) 1.4 TB (940FXA1A, 940FXT1A)	940 B7.000	04.10 - 12.20	1368	B	88 kW	13	2
GIULIETTA (940_) 1.4 TB (940FXB1A, 940FXB11)	940 A2.000	04.10 - 04.20	1368	B	125 kW	13	3
GIULIETTA (940_) 1.4 TB (940FXF1A)	940 A6.000	04.10 - 02.16	1368	B	85 kW	13	3
GIULIETTA (940_) 1.4 TB (940FXG1A)	955 A8.000	04.10 - 10.18	1368	B	120 kW	13	3
GIULIETTA (940_) 1.4 TB (940FXN1A, 940FXU1A)	940 B1.000	04.11 - 02.17	1368	B	77 kW	13	2
GIULIETTA (940_) 1.4 TB (940FXN1A, 940FXU1A)	940 B8.000	04.11 - 02.17	1368	B	77 kW	13	2
GIULIETTA (940_) 2.0 JTDM (940.FXL1A)	940 A5.000	04.10 - 12.20	1956	D	103 kW	15	14
GIULIETTA (940_) 2.0 JTDM (940FXE1A, 940FXG11)	940 A4.000	04.10 - 12.20	1956	D	125 kW	14	13
GIULIETTA (940_) 2.0 JTDM (940FXH1A, 940FXH11, 940FXZ11, 940FXZ1A)	940 A7.000	04.10 - 10.18	1956	D	120 kW	15	14
GIULIETTA (940_) 2.0 JTDM (940FXH1A, 940FXH11, 940FXZ11, 940FXZ1A)	940 B9.000	04.10 - 10.18	1956	D	120 kW	15	14
GIULIETTA (940_) 2.0 JTDM (940FXM1A, 940FXS1A, 940FYD1A)	940 A8.000	04.10 - 02.16	1956	D	100 kW	15	14
GIULIETTA (940_) 2.0 JTDM (940FXM1A, 940FXS1A, 940FYD1A)	940 B6.000	04.10 - 02.16	1956	D	100 kW	15	14
GIULIETTA (940_) 2.0 JTDM (940FXM1A, 940FXS1A, 940FYD1A)	940 C4.000	04.10 - 02.16	1956	D	100 kW	15	14
GIULIETTA (940_) 2.0 JTDM (940FXQ1A, 940FYC1A)	940 B5.000	08.13 - 10.18	1956	D	110 kW	15	14
GIULIETTA (940_) 2.0 JTDM (940FXQ1A, 940FYC1A)	940 C3.000	08.13 - 10.18	1956	D	110 kW	15	14
GIULIETTA (940_) 2.0 JTDM (940FXV11)	940 B4.000	11.13 - 10.18	1956	D	129 kW	15	14
GIULIETTA Kasten/Schrägheck (940_) 1.4 (940FXA1A)	198 A4.000	04.11 - 02.16	1368	B	88 kW	13	2
GIULIETTA Kasten/Schrägheck (940_) 1.4 (940FXB1A)	940 A2.000	04.11 - 12.20	1368	B	125 kW	13	3
GIULIETTA Kasten/Schrägheck (940_) 2.0 JTDM (940FXE1A)	940 A4.000	04.11 - 02.16	1956	D	125 kW	14	13
GIULIETTA Kasten/Schrägheck (940_) 2.0 JTDM (940FXL1A)	940 A5.000	07.13 - 02.16	1956	D	103 kW	15	14
GIULIETTA Kasten/Schrägheck (940_) 2.0 JTDM (940FXQ1A)	940 B5.000	08.13 - 02.16	1956	D	110 kW	15	14
GIULIETTA Kasten/Schrägheck (940_) 2.0 JTDM (940FXV11)	940 B4.000	05.15 - 12.20	1956	D	129 kW	15	14
GT (937_) 1.8 TS (937CXR1A)	AR 32205	11.03 - 09.10	1747	B	103 kW	14	9
GT (937_) 1.9 JTD (937CXN1B)	937 A5.000	11.03 - 09.10	1910	D	110 kW	13	6



GT (937_) 1.9 JTD (937CXN1B, 937CXZ1B)	937 A6.000	05.08 - 09.10	1910	D	125 kW	13 6
GT (937_) 2.0 (937CXT1A)	932 A2.000	09.06 - 12.08	1970	B	110 kW	15 14
GT (937_) 2.0 JTS (937CXH11, 937CXH1A, 937CXT1A)	932 A2.000	12.06 - 09.10	1970	B	119 kW	15 14
GT (937_) 2.0 JTS (937CXH1A, 937CXH11)	932 A2.000	11.03 - 09.10	1970	B	121 kW	15 14
GT (937_) 2.0 JTS (937CXH1A, 937CXH11)	937 A1.000	11.03 - 09.10	1970	B	121 kW	15 14
GTV (916_) 1.8 16V (916C3)	AR 32201	05.98 - 10.05	1747	B	106 kW	14 9
GTV (916_) 2.0 JTS (916CXA00)	937 A1.000	04.03 - 10.05	1970	B	121 kW	15 14
GTV (916_) 2.0 T.SPARK 16V (916.C2_, 916C2C00)	AR 16201	06.95 - 10.05	1970	B	110 kW	15 15
GTV (916_) 2.0 T.SPARK 16V (916.C2_, 916C2C00)	AR 32310	06.95 - 10.05	1970	B	110 kW	15 15
GTV (916_) 2.0 T.SPARK 16V (916C2C)	AR 32301	09.97 - 03.03	1970	B	114 kW	15 15
MITO (955_) 1.3 MultiJet (955AXH1B, 955AXT1A)	199 A3.000	08.08 - 08.10	1248	D	66 kW	13 1
MITO (955_) 1.3 MultiJet (955AXH1B, 955AXT1A)	955 B2.000	08.08 - 08.10	1248	D	66 kW	13 1
MITO (955_) 1.3 MultiJet (955AXP1A, 955AYC1A)	199 B1.000	09.09 - 10.18	1248	D	70 kW	13 1
MITO (955_) 1.3 MultiJet (955AXP1A, 955AYC1A)	330 A1.000	09.09 - 10.18	1248	D	70 kW	13 1
MITO (955_) 1.3 MultiJet (955AXT1A)	199 B4.000	01.11 - 12.15	1248	D	62 kW	13 1
MITO (955_) 1.3 MultiJet (955AXT1A, 955AYA1A)	199 B8.000	12.13 - 12.15	1248	D	59 kW	13 1
MITO (955_) 1.4 (955.AXB1B, 955.AXU1A)	350 A1.000	03.11 - 10.18	1368	B	57 kW	13 3
MITO (955_) 1.4 (955.AXB1B)	955 A1.000	08.08 - 08.13	1368	B	58 kW	13 3
MITO (955_) 1.4 (955.AXB1B, 955.AXF1B)	199 A6.000	09.08 - 08.13	1368	B	70 kW	13 3
MITO (955_) 1.4 (955.AXV1A)	955 A9.000	05.11 - 10.18	1368	B	51 kW	13 2
MITO (955_) 1.4 Bifuel (955.AXG1A)	198 A4.000	04.16 - 10.18	1368	B/G	88 kW	13 2
MITO (955_) 1.4 Bifuel (955.AXG1A)	198 A4.000	01.09 - 08.16	1368	B/G	88 kW	13 2
MITO (955_) 1.4 MultiAir (955.AXL1B)	955 A6.000	09.09 - 08.13	1368	B	77 kW	13 3
MITO (955_) 1.4 MultiAir (955.AXN1B)	940 A2.000	09.09 - 10.18	1368	B	125 kW	13 3
MITO (955_) 1.4 TB (955.AYB11, 955.AXB1B)	955 B1.000	12.13 - 10.18	1368	B	103 kW	13 3
MITO (955_) 1.4 TJet (955.AXA1B)	199 A8.000	08.08 - 06.11	1368	B	114 kW	13 2
MITO (955_) 1.4 TJet (955.AXD1B)	198 A1.000	09.08 - 06.11	1368	B	110 kW	13 2
MITO (955_) 1.4 TJet (955.AXG1A)	198 A4.000	08.08 - 08.13	1368	B	88 kW	13 2
MITO (955_) 1.4 Turbo MultiAir (955.AXM1A, 955.AXR11)	955 A2.000	10.09 - 12.15	1368	B	99 kW	13 3
MITO (955_) 1.4 Turbo MultiAir (955.AXM1A, 955.AXR11)	955 A7.000	10.09 - 12.15	1368	B	99 kW	13 3
MITO (955_) 1.4 Turbo MultiAir (955.AXS1B, 955.AXS11)	955 A8.000	10.09 - 10.18	1368	B	120 kW	13 3
SPIDER (916_) 1.8 16V (916S3)	AR 32201	05.98 - 04.05	1747	B	106 kW	14 9
SPIDER (916_) 2.0 JTS (916SXA00)	937 A1.000	04.03 - 04.05	1970	B	121 kW	15 14
SPIDER (916_) 2.0 T.SPARK 16V (916S2B)	AR 32301	05.98 - 08.00	1970	B	114 kW	15 15
SPIDER (916_) 2.0 T.SPARK 16V (916S2C00)	AR 16201	06.95 - 04.05	1970	B	110 kW	15 15
SPIDER (916_) 2.0 T.SPARK 16V (916S2C00)	AR 32310	06.95 - 04.05	1970	B	110 kW	15 15
SPIDER (939_) 2.0 JTD (939DXP1B, 939EXP1B)	939 B3.000	05.09 - 06.10	1956	D	125 kW	15 14
SPIDER (939_) 2.0 JTD (939DXQ1B)	844 A2.000	04.09 - 03.11	1956	D	120 kW	14 13
SPIDER (939_) 2.4 JTD (939EXD1B, 939EXD12)	939 A3.000	03.06 - 03.11	2387	D	147 kW	14 7

ENGINE	\varnothing		ccm	kW			1 POS
160 D100	82,600	4	1929	51 kW	D	14	11
182 B9.000	82,000	4	1910	74 - 77 kW	D	13	5
192 A5.000	82,000	4	1910	103 kW	D	13	6
192 B1.000	82,000	4	1910	100 kW	D	13	6
198 A1.000	72,000	4	1368	110 kW	B	13	2
198 A4.000	72,000	4	1368	88 kW	B/G	13	2
198 A5.000	83,000	4	1956	121 kW	D	14	13
198 A7.000	72,000	4	1368	103 kW	B	13	2
199 A3.000	69,600	4	1248	66 kW	D	13	1
199 A6.000	72,000	4	1368	70 kW	B	13	3
199 A8.000	72,000	4	1368	114 kW	B	13	2
199 B1.000	69,600	4	1248	70 kW	D	13	1
199 B4.000	69,600	4	1248	62 kW	D	13	1
199 B8.000	69,600	4	1248	59 kW	D	13	1
330 A1.000	69,600	4	1248	70 kW	D	13	1
350 A1.000	72,000	4	1368	57 kW	B	13	3
8140.21.200	93,000	4	2445	68 kW	D	15	19
8140.61.200	93,000	4	2445	53 kW	D	15	19
8144.21.220	93,000	4	2445	68 kW	D	15	19
8144.61.200	93,000	4	2445	53 kW	D	15	19
8144.67.220	93,000	4	2499	55 kW	D	15	19
839 A6.000	82,000	5	2387	103 kW	D	14	10
841 C000	82,000	5	2387	110 kW	D	14	10
841 G.000	82,000	5	2387	129 kW	D	14	7
841 H.000	82,000	5	2387	129 kW	D	14	7
841 M.000	82,000	5	2387	120 - 147 kW	D	14	7
841 N.000	82,000	5	2387	120 - 147 kW	D	14	7
844 A1.000	82,000	4	1910	140 kW	D	13	6
844 A2.000	83,000	4	1956	120 kW	D	14	13
932 A2.000	83,000	4	1970	110 - 121 kW	B	15	14
936 B.000	82,000	5	2387	136 kW	D	14	7
937 A1.000	83,000	4	1970	119 - 122 kW	B	15	14
937 A2.000	82,000	4	1910	81 - 88 kW	D	13	5
937 A3.000	82,000	4	1910	88 kW	D	13	6
937 A4.000	82,000	4	1910	93 - 103 kW	D	13	6
937 A5.000	82,000	4	1910	110 kW	D	13	6
937 A6.000	82,000	4	1910	125 kW	D	13	6
937 A7.000	82,000	4	1910	85 kW	D	13	6
937 A8.000	82,000	4	1910	100 - 100 kW	D	13	6
939 A1.000	82,000	4	1910	88 kW	D	13	5
939 A2.000	82,000	4	1910	110 kW	D	13	6
939 A3.000	82,000	5	2387	147 - 154 kW	D	14	7
939 A7.000	82,000	4	1910	85 kW	D	13	5
939 A8.000	82,000	4	1910	100 kW	D	13	6
939 B3.000	83,000	4	1956	125 kW	D	15	14
939 B4.000	83,000	4	1956	100 kW	D	15	14
939 B5.000	83,000	4	1956	125 kW	D	15	14
940 A2.000	72,000	4	1368	110 - 125 kW	B	13	3
940 A4.000	83,000	4	1956	125 kW	D	14	13
940 A5.000	83,000	4	1956	103 kW	D	15	14
940 A6.000	72,000	4	1368	85 kW	B	13	3
940 A7.000	83,000	4	1956	120 kW	D	15	14
940 A8.000	83,000	4	1956	100 kW	D	15	14

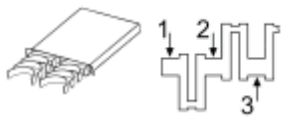
ENGINE	\varnothing		ccm	kW			1 POS
940 B1.000	72,000	4	1368	77 kW	B	13	2
940 B4.000	83,000	4	1956	125 - 129 kW	D	15	14
940 B5.000	83,000	4	1956	103 - 150 kW	D	15	14
940 B6.000	83,000	4	1956	100 kW	D	15	14
940 B7.000	72,000	4	1368	88 kW	B	13	2
940 B8.000	72,000	4	1368	77 kW	B	13	2
940 B9.000	83,000	4	1956	120 kW	D	15	14
940 C2.000	72,000	4	1368	110 kW	B	13	3
940 C3.000	83,000	4	1956	103 - 110 kW	D	15	14
940 C4.000	83,000	4	1956	100 kW	D	15	14
955 A1.000	72,000	4	1368	57 - 58 kW	B	13	3
955 A2.000	72,000	4	1368	99 kW	B	13	3
955 A6.000	72,000	4	1368	77 kW	B	13	3
955 A7.000	72,000	4	1368	99 kW	B	13	3
955 A8.000	72,000	4	1368	120 kW	B	13	3
955 A9.000	72,000	4	1368	51 kW	B	13	2
955 B1.000	72,000	4	1368	103 kW	B	13	3
955 B2.000	69,600	4	1248	66 kW	D	13	1
AR 06476	84,000	4	1995	128 - 129 kW	B	15	16
AR 16201	83,000	4	1970	110 kW	B	15	15
AR 32101	82,000	4	1598	88 kW	B	14	8
AR 32102	82,000	4	1598	82 - 88 kW	B	14	8
AR 32103	82,000	4	1598	81 - 88 kW	B	14	8
AR 32104	82,000	4	1598	88 kW	B	14	8
AR 32201	82,000	4	1747	106 kW	B	14	9
AR 32205	82,000	4	1747	103 kW	B	14	9
AR 32301	83,000	4	1970	114 kW	B	15	15
AR 32302	82,000	4	1910	77 kW	D	13	5
AR 32303	83,000	4	1970	110 - 118 kW	B	15	15
AR 32310	83,000	4	1970	110 - 114 kW	B	15	15
AR 32501	82,000	5	2387	99 - 100 kW	D	14	10
AR 33201	84,000	4	1596	76 kW	B	15	17
AR 33503	82,000	4	1370	76 kW	B	14	8
AR 33601	82,600	4	1929	66 - 68 kW	D	14	12
AR 34102	80,000	6	1996	151 kW	B	13	4
AR 34103	83,000	4	1970	114 kW	B	15	15
AR 34202	82,000	5	2387	100 kW	D	14	10
AR 36202	82,000	5	2387	103 kW	D	14	10
AR 36301	83,000	4	1970	110 kW	B	15	15
AR 37101	82,000	4	1910	81 kW	D	13	5
AR 37203	82,000	4	1598	77 kW	B	14	8
AR 38201	82,000	4	1598	88 kW	B	14	8
AR 38401	82,000	4	1747	103 kW	B	14	9
AR 38501	82,000	4	1370	76 kW	B	14	8
AR 64103	84,000	4	1995	106 kW	B	15	16
AR 67106	82,000	4	1747	103 kW	B	14	9
AR 67199	82,000	4	1747	103 kW	B	14	9
AR 67203	84,000	4	1995	137 - 140 kW	B	15	18
AR 67204	83,000	4	1970	110 kW	B	15	15
AR 67299	83,000	4	1970	110 - 114 kW	B	15	15
AR 67501	82,600	4	1929	66 - 68 kW	D	14	12
AR 67502	82,600	4	1929	66 - 68 kW	D	14	12
AR 67601	82,000	4	1598	88 kW	B	14	8



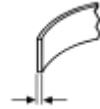
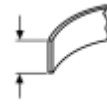
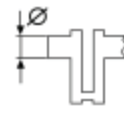
69,600 mm										1
199 A3.000 , 199 B1.000 , 199 B4.000 , 199 B8.000 , 330 A1.000 , 955 B2.000 ,										
403502-00-4										5 pairs
-25-4	1,2,4,5	HL	AL	50,982	54,710	19,000	↑ LO2G	1,840	4 pairs	
-50-4				51,000	54,722		↓ L			
	3	FL	AL	50,982	54,710	23,950	↑ LO2G	1,840	1 pair	
		↓ HL		51,000	54,722	↓ 19,000	↓ L			
433504-00-4										4 pairs
-25-4	1-4	PL	CU2	42,582	45,734	20,000	↑ O1	1,552		
-50-4				42,600	45,744		↓			
72,000 mm										2
198 A1.000 , 198 A4.000 , 198 A7.000 , 199 A8.000 , 940 B1.000 , 940 B7.000 , 940 B8.000 , 955 A9.000 ,										
400102-00-4										6 pairs
-25-4	1-5	HL	AL	47,980	51,705	19,000	↑ LO2G	1,848	5 pairs	
-50-4				48,000	51,718		↓ LO2G			
-75-4	3	AS	AL	52,000	68,766			2,325	1 pair	
-100-4				52,200	69,020					
72,000 mm										3
199 A6.000 , 350 A1.000 , 940 A2.000 , 940 A6.000 , 940 C2.000 , 955 A1.000 , 955 A2.000 , 955 A6.000 , 955 A7.000 , 955 A8.000 , 955 B1.000 ,										
400102-00-4										6 pairs
-25-4	1-5	HL	AL	47,980	51,705	19,000	↑ LO2G	1,848	5 pairs	
-50-4				48,000	51,718		↓ LO2G			
-75-4	3	AS	AL	52,000	68,766			2,325	1 pair	
-100-4				52,200	69,020					
430102-00-4										4 pairs
-25-4	1-4	PL	AL	41,988	45,127	19,000	↑ LO1	1,548		
-50-4				42,008	45,140		↓ LO1			
-75-4										
-100-4										
80,000 mm										4
AR 34102										
412004-00-1										1 pair
-10-1	1	AS	AL	67,785	82,425		↑ G	2,485		
-15-1				68,040	85,677		↓ G			
82,000 mm										5
182 B9.000 , 937 A2.000 , 939 A1.000 , 939 A7.000 , AR 32302 , AR 37101 ,										
403515-00-4										5 pairs
-25-4	1-5	HL	AL	59,986	63,705	20,750	↑ LO2G	1,844		
-50-4				60,000	63,718		↓ L			
412004-00-1										1 pair
-10-1	1	AS	AL	67,785	82,425		↑ G	2,485		
-15-1				68,040	85,677		↓ G			
82,000 mm										6
192 A5.000 , 192 B1.000 , 844 A1.000 , 937 A3.000 , 937 A4.000 , 937 A5.000 , 937 A6.000 , 937 A7.000 , 937 A8.000 , 939 A2.000 , 939 A8.000 ,										
403507-00-4										5 pairs
	1-5	HL	CU3	59,986	63,705	20,750	↑ LO2G	1,844		
				60,000	63,718		↓ L			
403515-00-4										5 pairs
-25-4	1-5	HL	AL	59,986	63,705	20,750	↑ LO2G	1,844		
-50-4				60,000	63,718		↓ L			
412004-00-1										1 pair
-10-1	1	AS	AL	67,785	82,425		↑ G	2,485		
-15-1				68,040	85,677		↓ G			



82,000 mm							7	
841 G.000 , 841 H.000 , 841 M.000 , 841 N.000 , 936 B.000 , 939 A3.000 ,								
403507-00-4							5 pairs	
	1-5	HL	CU3	59,986 60,000	63,705 63,718	20,750	↑ LO2G ↓ L	1,844
412004-00-1							1 pair	
-10-1	1	AS	AL	67,785	82,425		↑ G	2,485
-15-1				68,040	85,677		↓ G	
82,000 mm							8	
AR 32101 , AR 32102 , AR 32103 , AR 32104 , AR 33503 , AR 37203 , AR 38201 , AR 38501 , AR 67601 ,								
400101-00-4							5 pairs	
-25-4	1,2,4,5	HL	AL	52,982	56,705	20,750	↑ LO2G	1,843
-50-4				53,000	56,718		↓ LO2G	4 pairs
	3	HL	AL	52,982	56,705	20,750	↑ LO2	1,838
				53,000	56,718		↓ LO2	1 pair
82,000 mm							9	
AR 32201 , AR 32205 , AR 38401 , AR 67106 , AR 67199 ,								
400101-00-4							5 pairs	
-25-4	1,2,4,5	HL	AL	52,982	56,705	20,750	↑ LO2G	1,843
-50-4				53,000	56,718		↓ LO2G	4 pairs
	3	HL	AL	52,982	56,705	20,750	↑ LO2	1,838
				53,000	56,718		↓ LO2	1 pair
430101-00-4							4 pairs	
-25-4	1-4	PL	AL	50,787	53,901	19,500	↑ L	1,534
-50-4				50,807	53,913		↓ L	
82,000 mm							10	
839 A6.000 , 841 C000 , AR 32501 , AR 34202 , AR 36202 ,								
412004-00-1							1 pair	
-10-1	1	AS	AL	67,785	82,425		↑ G	2,485
-15-1				68,040	85,677		↓ G	
82,600 mm							11	
160 D100								
412002-00-1							1 pair	
-10-1		AS	CU2	59,000	73,600		↑ G	2,360
-15-1				59,250	73,850		↓ G	
82,600 mm							12	
AR 33601 , AR 67501 , AR 67502 ,								
412002-00-1							1 pair	
-10-1		AS	CU2	59,000	73,600		↑ G	2,360
-15-1				59,250	73,850		↓ G	
430101-00-4							4 pairs	
-25-4	1-4	PL	AL	50,787	53,901	19,500	↑ L	1,534
-50-4				50,807	53,913		↓ L	
83,000 mm							13	
198 A5.000 , 844 A2.000 , 940 A4.000 ,								
403507-00-4							5 pairs	
	1-5	HL	CU3	59,986 60,000	63,705 63,718	20,750	↑ LO2G ↓ L	1,844
403515-00-4							5 pairs	
-25-4	1-5	HL	AL	59,986	63,705	20,750	↑ LO2G	1,844
-50-4				60,000	63,718		↓ L	
412004-00-1							1 pair	
-10-1	1	AS	AL	67,785	82,425		↑ G	2,485
-15-1				68,040	85,677		↓ G	



Type



83,000 mm

14

932 A2.000 , 937 A1.000 , 939 B3.000 , 939 B4.000 , 939 B5.000 , 940 A5.000 , 940 A7.000 , 940 A8.000 , 940 B4.000 , 940 B5.000 , 940 B6.000 , 940 B9.000 , 940 C3.000 , 940 C4.000 ,

403507-00-4 **5 pairs**

1-5	HL	CU3	59,986 60,000	63,705 63,718	20,750	↑ LO2G ↓ L	1,844
-----	----	-----	------------------	------------------	--------	---------------	-------

403515-00-4 **5 pairs**

-25-4 -50-4	1-5	HL	AL	59,986 60,000	63,705 63,718	20,750	↑ LO2G ↓ L	1,844
----------------	-----	----	----	------------------	------------------	--------	---------------	-------

83,000 mm

15

AR 16201 , AR 32301 , AR 32303 , AR 32310 , AR 34103 , AR 36301 , AR 67204 , AR 67299 ,

400101-00-4 **5 pairs**

-25-4 -50-4	1,2,4,5	HL	AL	52,982 53,000	56,705 56,718	20,750	↑ LO2G ↓ LO2G	1,843	4 pairs
----------------	---------	----	----	------------------	------------------	--------	------------------	-------	---------

	3	HL	AL	52,982 53,000	56,705 56,718	20,750	↑ LO2 ↓ LO2	1,838	1 pair
--	---	----	----	------------------	------------------	--------	----------------	-------	--------

430101-00-4 **4 pairs**

-25-4 -50-4	1-4	PL	AL	50,787 50,807	53,901 53,913	19,500	↑ L ↓ L	1,534
----------------	-----	----	----	------------------	------------------	--------	------------	-------

84,000 mm

16

AR 06476 , AR 64103 ,

412002-00-1 **1 pair**

-10-1 -15-1		AS	CU2	59,000 59,250	73,600 73,850		↑ G ↓ G	2,360
----------------	--	----	-----	------------------	------------------	--	------------	-------

84,000 mm

17

AR 33201

400101-00-4 **5 pairs**

-25-4 -50-4	1,2,4,5	HL	AL	52,982 53,000	56,705 56,718	20,750	↑ LO2G ↓ LO2G	1,843	4 pairs
----------------	---------	----	----	------------------	------------------	--------	------------------	-------	---------

	3	HL	AL	52,982 53,000	56,705 56,718	20,750	↑ LO2 ↓ LO2	1,838	1 pair
--	---	----	----	------------------	------------------	--------	----------------	-------	--------

84,000 mm

18

AR 67203

412002-00-1 **1 pair**

-10-1 -15-1		AS	CU2	59,000 59,250	73,600 73,850		↑ G ↓ G	2,360
----------------	--	----	-----	------------------	------------------	--	------------	-------

430101-00-4 **4 pairs**

-25-4 -50-4	1-4	PL	AL	50,787 50,807	53,901 53,913	19,500	↑ L ↓ L	1,534
----------------	-----	----	----	------------------	------------------	--------	------------	-------

93,000 mm

19

8140.21.200 , 8140.61.200 , 8144.21.220 , 8144.61.200 , 8144.67.220 ,

403806-00-4 * **5 pairs**

-25-4 -50-4	1-4	HL	CU3	76,187 76,200	80,586 80,607	24,990	↑ LO1G ↓ L	2,172	4 pairs
----------------	-----	----	-----	------------------	------------------	--------	---------------	-------	---------






	5	FL	CU3	76,187 76,200	80,586 80,607	31,950	↑ LO1G ↓ L	2,172	1 pair
--	---	----	-----	------------------	------------------	--------	---------------	-------	--------

433807-00-4 **4 pairs**








-25-4 -50-4	1-4	PL	CU3	56,520 56,535	60,333 60,345	24,700	↑ L ↓ L	1,870
----------------	-----	----	-----	------------------	------------------	--------	------------	-------




433815-00-4 **4 pairs**




-25-4 -50-4	1-4	PL	CU3	56,520 56,535	60,333 60,345	24,700	↑ LO1 ↓ LO1	1,870
----------------	-----	----	-----	------------------	------------------	--------	----------------	-------

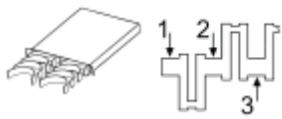
			ccm		kW		1 POS
B10 (E39) 3.2	M60 B30 (308S6K)	08.97 - 12.98	3152	B	191 kW	20	10
B10 Touring (E39) 3.2	M60 B30 (308S6K)	08.97 - 12.98	3152	B	191 kW	20	10
B3 (E30) 2.7 Allrad	M20 B27 (27EH2)	09.87 - 06.92	2693	B	150 kW	19	3
B3 (E30) 2.7	M20 B27 (27EH2)	09.87 - 06.92	2693	B	150 kW	19	3
B3 (E36) 3.2	M60 B30 (308S)	04.96 - 04.99	3152	B	195 kW	20	10
B3 (E90) Bi-Turbo Allrad	N54 B30 A	03.08 - 03.10	2979	B	265 kW	20	7
B3 (E90) Bi-Turbo	N54 B30 A	09.07 - 03.10	2979	B	265 kW	20	7
B3 (E90) S Bi-Turbo Allrad	N54 B30 A	04.10 - 05.13	2979	B	294 kW	20	7
B3 (E90) S Bi-Turbo	N54 B30 A	04.10 - 05.13	2979	B	294 kW	20	7
B3 (F30) BITURBO Allrad	N55 B30 A	03.13 - 02.17	2979	B	301 kW	20	7
B3 (F30) BITURBO	N55 B30 A	03.13 - 02.17	2979	B	301 kW	20	7
B3 (F30) S BITURBO Allrad	N55 B30 A	03.17 - 08.18	2979	B	324 kW	20	7
B3 (F30) S BITURBO	N55 B30 A	03.17 - 08.18	2979	B	324 kW	20	7
B3 Cabriolet (E30) 2.7	M20 B27 (27EH2)	09.87 - 06.92	2693	B	150 kW	19	3
B3 Cabriolet (E36) 3.2	M60 B30 (308S)	04.96 - 03.99	3152	B	195 kW	20	10
B3 Cabriolet (E93) BiTurbo	N54 B30 A	09.07 - 03.10	2979	B	265 kW	20	7
B3 Cabriolet (E93) S Bi-Turbo	N54 B30 B	04.10 - 05.13	2979	B	294 kW	20	8
B3 Coupe (E36) 3.2	M60 B30 (308S)	04.96 - 03.99	3152	B	195 kW	20	10
B3 Coupe (E92) Bi-Turbo Allrad	N54 B30 A	03.08 - 03.10	2979	B	265 kW	20	7
B3 Coupe (E92) Bi-Turbo	N54 B30 A	09.07 - 03.10	2979	B	265 kW	20	7
B3 Coupe (E92) GT3	N54 B30 A	03.12 - 12.13	2979	B	300 kW	20	7
B3 Coupe (E92) S Bi-Turbo Allrad	N54 B30 A	04.10 - 05.13	2979	B	294 kW	20	7
B3 Coupe (E92) S Bi-Turbo	N54 B30 A	04.10 - 05.13	2979	B	294 kW	20	7
B3 Touring (E30) 2.7	M20 B27 (27EH2)	09.87 - 06.92	2693	B	150 kW	19	3
B3 Touring (E36) 3.2	M60 B30 (308S6K)	04.96 - 03.99	3152	B	195 kW	20	10
B3 Touring (E91) Bi-Turbo Allrad	N54 B30 A	03.08 - 03.10	2979	B	265 kW	20	7
B3 Touring (E91) Bi-Turbo	N54 B30 A	09.07 - 03.10	2979	B	265 kW	20	7
B3 Touring (E91) S Bi-Turbo Allrad	N54 B30 A	04.10 - 05.13	2979	B	294 kW	20	7
B3 Touring (E91) S Bi-Turbo	N54 B30 A	04.10 - 05.13	2979	B	294 kW	20	7
B3 Touring (F31) BITURBO Allrad	N55 B30 A	03.13 - 02.17	2979	B	301 kW	20	7
B3 Touring (F31) BITURBO	N55 B30 A	03.13 - 02.17	2979	B	301 kW	20	7
B3 Touring (F31) S BITURBO Allrad	N55 B30 A	03.17 - 06.19	2979	B	324 kW	20	7
B3 Touring (F31) S BITURBO	N55 B30 A	03.17 - 06.19	2979	B	324 kW	20	7
B4 Cabriolet (F33) BITURBO	N55 B30 A	03.14 - 02.17	2979	B	301 kW	20	7
B4 Cabriolet (F33) S BITURBO	N55 B30 A	03.17 - 08.18	2979	B	324 kW	20	7
B4 Cabriolet (F33) S BITURBO	N55 B30 A	09.18	2979	B	332 kW	20	7
B4 Coupe (F32) 3.0 B4 BiTurbo Allrad	N55 B30 A	03.14 - 02.17	2979	B	301 kW	20	7
B4 Coupe (F32) 3.0 B4 BiTurbo	N55 B30 A	03.14 - 02.17	2979	B	301 kW	20	7
B4 Coupe (F32) S BITURBO Allrad	N55 B30 A	03.17 - 08.18	2979	B	324 kW	20	7
B4 Coupe (F32) S BITURBO Allrad	N55 B30 A	09.18	2979	B	332 kW	20	7
B4 Coupe (F32) S BITURBO	N55 B30 A	03.17 - 08.18	2979	B	324 kW	20	7
B4 Coupe (F32) S BITURBO	N55 B30 A	09.18	2979	B	332 kW	20	7
C1 (E30) 2.5	M20 B25 (256KE1)	10.86 - 06.88	2552	B	140 kW	19	2
C2 (E30) 2.5	M20 B25 (256KE1)	07.85 - 03.88	2552	B	136 kW	19	2
C2 (E30) 2.7 Allrad	M20 B27 (276KE1)	02.86 - 07.87	2693	B	154 kW	19	3
C2 (E30) 2.7	M20 B27 (276KE1)	02.86 - 07.87	2693	B	154 kW	19	3
C2 (E30) 2.7	M20 B27 (276KE1)	03.87 - 08.87	2693	B	150 kW	19	3
C2 Cabriolet (E30) 2.7	M20 B27 (276KE1)	02.86 - 07.87	2693	B	154 kW	19	3
D10 (E39) 3.0 D Biturbo	M57 D30 (306DE1)	04.00 - 10.03	2926	D	180 kW	19	5
D10 Touring (E39) 3.0 D Biturbo	M57 D30 (306DE1)	04.00 - 10.03	2926	D	180 kW	19	5
D3 (E90) 2.0 Bi-Turbo	N47 D20 C	07.08 - 05.13	1995	D	157 kW	19	6
D3 (E90) 2.0 Bi-Turbo	N47 D20 D	07.08 - 05.13	1995	D	157 kW	19	6
D3 (E90) 2.0	M47 D20 (204D4)	12.05 - 04.08	1995	D	147 kW	19	4
D3 (F30) BITURBO	N57 D30 B	07.13 - 07.18	2993	D	257 kW	20	9
D3 Coupe (E92) 2.0 Bi-Turbo	N47 D20 C	07.08 - 05.13	1995	D	157 kW	19	6
D3 Coupe (E92) 2.0 Bi-Turbo	N47 D20 D	07.08 - 05.13	1995	D	157 kW	19	6
D3 Kombi (E91) 2.0 Bi-Turbo	N47 D20 C	07.08 - 05.13	1995	D	157 kW	19	6
D3 Kombi (E91) 2.0 Bi-Turbo	N47 D20 D	07.08 - 05.13	1995	D	157 kW	19	6
D3 Kombi (E91) 2.0	M47 D20 (204D4)	12.05 - 04.08	1995	D	147 kW	19	4
D3 Kombi (F31) BITURBO Allrad	N57 D30 B	07.13 - 07.18	2993	D	257 kW	20	9
D3 Kombi (F31) BITURBO	N57 D30 B	07.13 - 07.18	2993	D	257 kW	20	9
D4 Cabriolet (F33) BITURBO	N57 D30 B	09.14	2993	D	257 kW	20	9



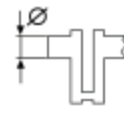
							
	ENGINE		ccm		kW		1 POS
D4 Coupe (F32) BITURBO	N57 D30 B	09.14	2993	D	257 kW	20	9
D5 (F10) BITURBO	N57 D30 B	09.11 - 12.16	2993	D	257 kW	20	9
D5 Touring (F11) BITURBO	N57 D30 B	09.11 - 12.16	2993	D	257 kW	20	9
RLE Roadster (Z1) 2.7	C2/6	08.90 - 09.91	2693	B	147 kW	19	1
XD3 (F25) BITURBO Allrad	N57 D30 B	04.13 - 06.18	2993	D	257 kW	20	9

ENGINE	\varnothing		ccm	kW			1 POS
C2/6	84,000	6	2693	147 kW	B	19	1
M 54 B 30	84,000	6	2979	170 kW	B	19	3
M20 B25 (256KE1)	84,000	6	2552	136 - 140 kW	B	19	2
M20 B27 (276KE1)	84,000	6	2693	150 - 154 kW	B	19	3
M20 B27 (27EH2)	84,000	6	2693	150 kW	B	19	3
M47 D20 (204D4)	84,000	4	1995	147 kW	D	19	4
M57 D30 (306DE1)	84,000	6	2926	180 kW	D	19	5
M60 B30 (308S)	86,400	6	3152	195 kW	B	20	10

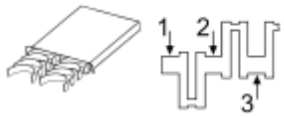
ENGINE	\varnothing		ccm	kW			1 POS
M60 B30 (308S6K)	86,400	6	3152	191 - 195 kW	B	20	10
N47 D20 C	84,000	4	1995	157 kW	D	19	6
N47 D20 D	84,000	4	1995	157 kW	D	19	6
N54 B30 A	84,000	6	2979	265 - 300 kW	B	20	7
N54 B30 B	84,000	6	2979	294 kW	B	20	8
N55 B30 A	84,000	6	2979	301 - 332 kW	B	20	7
N57 D30 B	84,500	6	2993	257 kW	D	20	9



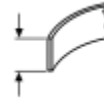
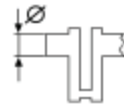
Type



84,000 mm										1
C2/6										
430701-00-6										6 pairs
-25-6	1-6	PL	AL	44,975	48,000	18,000	↑ L		1,493	
-50-6				44,991	48,016		↓ L			
84,000 mm										2
M20 B25 (256KE1)										
400701-00-6 *										7 pairs
-25-6	1,2,3,4,5,7	HL	AL	59,971	65,000	20,000	↑ LO2G		2,498	6 pairs
-50-6				59,990	65,019		↓ L			
	6	FL	AL	59,971	65,000	24,940	↑ LO2G		2,498	1 pair
				59,990	65,019		↓ L			
430701-00-6										6 pairs
-25-6	1-6	PL	AL	44,975	48,000	18,000	↑ L		1,493	
-50-6				44,991	48,016		↓ L			
84,000 mm										3
M 54 B 30 , M20 B27 (276KE1) , M20 B27 (27EH2) ,										
400701-00-6 *										7 pairs
-25-6	1,2,3,4,5,7	HL	AL	59,971	65,000	20,000	↑ LO2G		2,498	6 pairs
-50-6				59,990	65,019		↓ L			
	6	FL	AL	59,971	65,000	24,940	↑ LO2G		2,498	1 pair
				59,990	65,019		↓ L			
84,000 mm										4
M47 D20 (204D4)										
400701-00-4 *										5 pairs
-25-4	1,2,4,5	HL	AL	59,971	65,000	20,000	↑ LO2G		2,498	4 pairs
-50-4				59,990	65,019		↓ L			
	3	FL	AL	59,971	65,000	24,940	↑ LO2G		2,498	1 pair
				59,990	65,019		↓ L			
430703-00-4										4 pairs
-25-4	1-4	PL	CU3	44,975	48,000	18,000	↑ L		1,497	
-50-4				44,991	48,016		↓ L			
84,000 mm										5
M57 D30 (306DE1)										
400701-00-6 *										7 pairs
-25-6	1,2,3,4,5,7	HL	AL	59,971	65,000	20,000	↑ LO2G		2,498	6 pairs
-50-6				59,990	65,019		↓ L			
	6	FL	AL	59,971	65,000	24,940	↑ LO2G		2,498	1 pair
				59,990	65,019		↓ L			
430703-00-6										6 pairs
-25-6	1-6	PL	CU3	44,975	48,000	18,000	↑ L		1,497	
-50-6				44,991	48,016		↓ L			
84,000 mm										6
N47 D20 C , N47 D20 D ,										
400705-00-4										5 pairs
-25-4		HL	AL	54,971	60,000	18,800	↑ LO2G		2,498	4 pairs
-50-4			↓ CU3 LF	54,990	60,019		↓ L			
		FL	AL	54,971	60,000	23,500	↑ LO2G		2,498	1 pair
			↓ CU3 LF	54,990	60,019		↓ L			



Type



84,000 mm

7

N54 B30 A , N55 B30 A ,

400707-00-6

7 pairs

-25-6	1	HL	AL	64,961 64,980	70,000 70,019	19,850	↑ L O2G ↓ L	2,508	1 pair
	4	FL	AL	55,961 55,980	61,000 61,019	23,950	↑ L O2G ↓ L	2,508	1 pair
	2,3,5,6,7	HL	AL	55,961 55,980	61,000 61,019	18,850	↑ L O2G ↓ L	2,508	5 pairs

430708-00-4

4 pairs

-25-4	1-4	PL	CU3	49,973 49,993	53,600 53,616	17,550	↑ L ↓ L	1,790	
-50-4									
-75-4									

84,000 mm

8

N54 B30 B

430708-00-4

4 pairs

-25-4	1-4	PL	CU3	49,973 49,993	53,600 53,616	17,550	↑ L ↓ L	1,790	
-50-4									
-75-4									

84,500 mm

9

N57 D30 B

400705-00-6

7 pairs

-25-6		HL	AL	54,971 54,990	60,000 60,019	18,800	↑ L O2G ↓ L	2,498	6 pairs
-50-6			↓ CU3 LF						
		FL	AL	54,971 54,990	60,000 60,019	23,500	↑ L O2G ↓ L	2,498	1 pair
			↓ CU3 LF						

86,400 mm

10








M60 B30 (308S) , M60 B30 (308S6K) ,




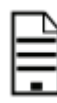
400701-00-6 *





7 pairs

-25-6	1,2,3,4,5,7	HL	AL	59,971 59,990	65,000 65,019	20,000	↑ L O2G ↓ L	2,498	6 pairs
-50-6									
	6	FL	AL	59,971 59,990	65,000 65,019	24,940	↑ L O2G ↓ L	2,498	1 pair



	 ENGINE		 ccm	 kW			
10 1.2	C3G 702	01.97 - 12.03	1239	B	40 kW	23	2
10 1.3	810-02	06.80 - 11.86	1289	B	40 kW	23	1
10 1.6 D	F8M 700	09.86 - 10.99	1596	D	40 kW	23	3
10 1.6	HN	06.88 - 10.99	1595	B	55 kW	24	6
10 1.9 D	F8QA6	09.92 - 10.06	1870	D	48 kW	23	4
10 1.9 TD	F8QT	06.97 - 10.06	1870	D	69 kW	24	5
240-244 2.4 D	2L-T	01.00 - 12.06	2446	D	66 kW	24	7
240-244 2.5 D	XD3P	01.83 - 12.98	2498	D	52 kW	25	8
240-244 2.5 TD	XD3TP	01.92 - 12.06	2498	D	70 kW	25	8
240-244 2.5 TD	XD3TP	01.95 - 12.98	2498	D	67 kW	25	8
SPARTANA Pick Up 1.2	C3G 702	01.99 - 10.06	1239	B	40 kW	23	2

ENGINE			ccm	kW			1 POS
2L-T	92,000	4	2446	66 kW	D	24	7
810-02	73,000	4	1289	37 - 40 kW	B	23	1
C3G 702	74,000	4	1239	40 kW	B	23	2
F8M 700	78,000	4	1596	40 kW	D	23	3
F8QA6	80,000	4	1870	48 kW	D	23	4

ENGINE			ccm	kW			1 POS
F8QT	80,000	4	1870	66 - 69 kW	D	24	5
HN	81,000	4	1595	53 - 55 kW	B	24	6
XD3P	94,000	4	2498	52 - 55 kW	D	25	8
XD3TP	94,000	4	2498	67 - 70 kW	D	25	8



Type






73,000 mm							1		
810-02									
401301-00-4 5 pairs									
-25-4	1-5	HL	AL	54,785	58,731	19,500	↑ LO2G	1,950	
-50-4				54,805	58,750		↓ L		
-75-4									
413805-00-1 1 pair									
	1	AS	AL	60,500	79,750		↑ G	2,850	
				60,750	80,000		↓ G		
433806-00-4 4 pairs									
-25-4	1-4	PL	AL	43,964	47,614	17,750	↑ L	1,806	
-50-4				43,980	47,625		↓ L		
-75-4									
74,000 mm							2		
C3G 702									
401301-00-4 5 pairs									
-25-4	1-5	HL	AL	54,785	58,731	19,500	↑ LO2G	1,950	
-50-4				54,805	58,750		↓ L		
-75-4									
413805-00-1 1 pair									
	1	AS	AL	60,500	79,750		↑ G	2,850	
				60,750	80,000		↓ G		
431301-00-4 4 pairs									
-25-4	1-4	PL	AL	43,964	47,614	20,750	↑ L	1,810	
-50-4				43,980	47,625		↓ L		
-75-4									
-100-4									
78,000 mm							3		
F8M 700									
403802-00-4 5 pairs									
-25-4	1-5	HL	AL	54,785	58,731	18,500	↑ LO2G	1,945	
-50-4				54,795	58,744		↓ L		
-75-4									
413803-00-1 1 pair									
-10-1		AS	AL	60,500	79,750		↑ G	2,350	
-15-1				60,750	80,000		↓ G		
433803-00-4 4 pairs									
-25-4	1-4	PL	AL	48,000	51,587	20,500	↑ L	1,768	
-50-4				48,020	51,600		↓ L		
-75-4									
80,000 mm							4		
F8QA6									
403802-00-4 5 pairs									
-25-4	1-5	HL	AL	54,785	58,731	18,500	↑ LO2G	1,945	
-50-4				54,795	58,744		↓ L		
-75-4									
413803-00-1 1 pair									
-10-1		AS	AL	60,500	79,750		↑ G	2,350	
-15-1				60,750	80,000		↓ G		
433803-00-4 4 pairs									
-25-4	1-4	PL	AL	48,000	51,587	20,500	↑ L	1,768	
-50-4				48,020	51,600		↓ L		
-75-4									
443803-00-4 4 pairs									
	1-4	PB	CU2	24,005	26,000	24,750	↑ O1	1,210	
				24,012	26,021		↓		










80,000 mm								5	
F8QT									
403802-00-4								5 pairs	
-25-4	1-5	HL	AL	54,785	58,731	18,500	↑ LO2G	1,945	
-50-4				54,795	58,744		↓ L		
-75-4									
413803-00-1								1 pair	
-10-1		AS	AL	60,500	79,750		↑ G	2,350	
-15-1				60,750	80,000		↓ G		
433803-00-4								4 pairs	
-25-4	1-4	PL	AL	48,000	51,587	20,500	↑ L	1,768	
-50-4				48,020	51,600		↓ L		
-75-4									
81,000 mm								6	
HN									
405001-00-4								5 pairs	
-25-4	1,2,3,5	HL	AL	53,958	59,000	18,500	↑ LO1G	2,502	4 pairs
-50-4				53,978	59,019		↓ L		
-75-4									
-100-4	4	HL	AL	53,958	59,000	18,500	↑ LO1G	2,502	1 pair
				53,978	59,019		↓ LO1G		
405002-00-4 *								5 pairs	
-25-4	1,2,5	HL	AL	53,958	59,000	18,500	↑ LO1G	2,502	3 pairs
-50-4				53,978	59,019		↓ L		
-75-4									
-100-4	4	HL	AL	53,958	59,000	18,500	↑ LO1G	2,502	1 pair
				53,978	59,019		↓ LO1G		
	3	FL	AL	53,958	59,000	24,930	↑ LO1G	2,502	1 pair
				53,978	59,019		↓ L		
405018-00-4								5 pairs	
-25-4	1-5	HL	CU3	53,958	59,000	18,500	↑ LO1G	2,502	
-50-4				53,978	59,019		↓ L		
415001-00-2								2 pairs	
-10-2		AS	AL	59,500	72,950		↑ G	1,975	
-20-2				59,750	73,200		↓ L G		
92,000 mm								7	
2L-T									
409601-00-4								5 pairs	
-25-4	1-5	HL	AL	61,981	66,004	27,609	↑ LO1G	1,984	
-50-4				61,998	66,019		↓ L		
419602-00-2								2 pairs	
-10-2		AS	AL	70,000	81,800		↑ G	2,480	
-15-2				70,000	81,800		↓ G		
439601-00-4								4 pairs	
-25-4	1-4	PL	AL	54,980	58,020	26,000	↑ L	1,486	
-50-4				54,980	58,020		↓ L		
-75-4									
439619-00-4								4 pairs	
-25-4	1-4	PL	AL	55,000	58,000	26,000	↑ L	1,485	
-50-4				55,000	58,000		↓ L		








94,000 mm										8
XD3P , XD3TP ,										
402101-00-4										5 pairs
-30-4	1,3,5	HL	AL	59,994	63,737	30,000	↑ LO2G	1,837	3 pairs	
-50-4				60,021	63,750		↓ L			
-80-4										
-100-4	2,4	HL	AL	59,994	63,737	24,000	↑ LO1G	1,837	2 pairs	
				60,021	63,750		↓ L			
432101-00-4										4 pairs
-30-4	1-4	PL	AL	54,994	58,737	29,000	↑ L	1,838		
-50-4				55,021	58,750		↓ L			
-80-4										
-100-4										








			ccm		kW		1	POS
HD 7-C 42.36 T	F3BE0681J	01.00	12882	D	265 kW	32	3	
HD 7-C 42.36	F3BE0681J	01.00	12882	D	265 kW	32	3	
HD 7-C 42.40 T	F3BE0681H	01.00	12882	D	294 kW	32	3	
HD 7-C 42.40	F3BE0681H	01.00	12882	D	294 kW	32	3	
HD 7-C 42.45 T	F3BE0681D	01.00	12882	D	330 kW	32	3	
HD 7-C 42.45	F3BE0681D	01.00	12882	D	330 kW	32	3	
HD 7-C 44.36 T	F3BE0681J	01.00	12882	D	265 kW	32	3	
HD 7-C 44.36	F3BE0681J	01.00	12882	D	265 kW	32	3	
HD 7-C 44.40 T	F3BE0681H	01.00	12882	D	294 kW	32	3	
HD 7-C 44.40	F3BE0681H	01.00	12882	D	294 kW	32	3	
HD 7-C 44.45 T	F3BE0681D	01.00	12882	D	330 kW	32	3	
HD 7-C 44.45	F3BE0681D	01.00	12882	D	330 kW	32	3	
HD 7-C 64.36 T	F3BE0681J	01.00	12882	D	265 kW	32	3	
HD 7-C 64.36	F3BE0681J	01.00	12882	D	265 kW	32	3	
HD 7-C 64.40 T	F3BE0681H	01.00	12882	D	294 kW	32	3	
HD 7-C 64.40	F3BE0681H	01.00	12882	D	294 kW	32	3	
HD 7-C 64.45 T	F3BE0681D	01.00	12882	D	330 kW	32	3	
HD 7-C 64.45	F3BE0681D	01.00	12882	D	330 kW	32	3	
HD 7-C 64.50 T	F3BE0681F	01.00	12882	D	367 kW	32	3	
HD 7-C 64.50	F3BE0681F	01.00	12882	D	367 kW	32	3	
HD 7-C 66.36 T	F3BE0681J	01.00	12882	D	265 kW	32	3	
HD 7-C 66.36	F3BE0681J	01.00	12882	D	265 kW	32	3	
HD 7-C 66.40 T	F3BE0681H	01.00	12882	D	294 kW	32	3	
HD 7-C 66.40	F3BE0681H	01.00	12882	D	294 kW	32	3	
HD 7-C 66.45 T	F3BE0681D	01.00	12882	D	330 kW	32	3	
HD 7-C 66.45	F3BE0681D	01.00	12882	D	330 kW	32	3	
HD 7-C 66.50 T	F3BE0681F	01.00	12882	D	367 kW	32	3	
HD 7-C 66.50	F3BE0681F	01.00	12882	D	367 kW	32	3	
HD 7-C 84.36	F3BE0681J	01.00	12882	D	265 kW	32	3	
HD 7-C 84.40	F3BE0681H	01.00	12882	D	294 kW	32	3	
HD 7-C 84.45	F3BE0681D	01.00	12882	D	330 kW	32	3	
HD 7-C 84.50	F3BE0681F	01.00	12882	D	367 kW	32	3	
HD 7-C 86.40	F3BE0681H	01.00	12882	D	294 kW	32	3	
HD 7-C 86.45	F3BE0681D	01.00	12882	D	330 kW	32	3	
HD 7-C 86.50	F3BE0681F	01.00	12882	D	367 kW	32	3	
HD 7-C 88.45	F3BE0681D	01.00	12882	D	330 kW	32	3	
HD 7-C 88.50	F3BE0681F	01.00	12882	D	367 kW	32	3	
HD 7 42.42 T	8210.42L.	01.96	13798	D	309 kW	32	5	
HD 7 42.42	8210.42L.	01.96	13798	D	309 kW	32	5	
HD 7 44.34	8460.41K.	01.96	9498	D	254 kW	32	2	
HD 7 44.38 T	8210.42K.	01.96	13798	D	272 kW	32	5	
HD 7 44.38	8210.42K.	01.96	13798	D	272 kW	32	5	
HD 7 44.42 T	8210.42L.	01.96	13798	D	309 kW	32	5	
HD 7 44.42	8210.42L.	01.96	13798	D	309 kW	32	5	
HD 7 64.34	8460.41K.	01.96	9498	D	254 kW	32	2	
HD 7 64.38 T	8210.42K.	01.96	13798	D	272 kW	32	5	
HD 7 64.38	8210.42K.	01.96	13798	D	272 kW	32	5	
HD 7 64.42 T	8210.42L.	01.96	13798	D	309 kW	32	5	
HD 7 64.42	8210.42L.	01.96	13798	D	309 kW	32	5	
HD 7 64.47	8210.42M	01.96	13798	D	346 kW	32	5	
HD 7 66.38 T	8210.42K.	01.96	13798	D	272 kW	32	5	
HD 7 66.38	8210.42K.	01.96	13798	D	272 kW	32	5	
HD 7 66.42 T	8210.42L.	01.96	13798	D	309 kW	32	5	
HD 7 66.42	8210.42L.	01.96	13798	D	309 kW	32	5	
HD 7 84.47	8210.42M	01.96	13798	D	346 kW	32	5	
HD 7 86.42	8210.42L.	01.96	13798	D	309 kW	32	5	
HD 8 42.33	F2BE3681B	06.07	7790	D	243 kW	32	1	
HD 8 42.36 T	F3BE0681J	01.05	12882	D	265 kW	32	3	
HD 8 42.36	F2BE3681A	06.07	7790	D	265 kW	32	1	
HD 8 42.36	F3BE0681J	01.05	12882	D	265 kW	32	3	
HD 8 42.38	8210.42K.	01.05	13798	D	272 kW	32	5	
HD 8 42.40 T	F3BE0681H	01.05	12882	D	294 kW	32	3	








							
HD 8 42.40	F3BE0681H	01.05	12882	D	294 kW	32	3
HD 8 42.41 T	F3BE3681D	03.07	12882	D	302 kW	32	3
HD 8 42.41	F3BE3681D	03.07	12882	D	302 kW	32	3
HD 8 42.42	8210.42L	01.05	13798	D	309 kW	32	5
HD 8 42.44 T	F3BE3681G	03.07	12882	D	324 kW	32	3
HD 8 42.44	F3BE3681G	03.07	12882	D	324 kW	32	3
HD 8 42.45 T	F3BE0681D	01.05	12882	D	330 kW	32	3
HD 8 42.45	F3BE0681D	01.05	12882	D	330 kW	32	3
HD 8 42.48 T	F3BE3681F	03.07	12882	D	353 kW	32	3
HD 8 42.48	F3BE3681F	03.07	12882	D	353 kW	32	3
HD 8 42.50 T	F3BE0681K	01.05	12882	D	367 kW	32	3
HD 8 42.50	F3BE0681K	01.05	12882	D	367 kW	32	3
HD 8 42.52 T	F3BE3681E	03.07	12882	D	382 kW	32	3
HD 8 42.56 T	F3BE3681A	03.07	12882	D	412 kW	32	3
HD 8 44.33	F2BE3681B	06.07	7790	D	243 kW	32	1
HD 8 44.36 T	F3BE0681J	01.05	12882	D	265 kW	32	3
HD 8 44.36	F2BE3681A	06.07	7790	D	265 kW	32	1
HD 8 44.36	F3BE0681J	01.05	12882	D	265 kW	32	3
HD 8 44.40 T	F3BE0681H	01.05	12882	D	294 kW	32	3
HD 8 44.40, 44.41	F3BE0681H	01.05	12882	D	294 - 302 kW	32	3
HD 8 44.40, 44.41	F3BE3681D	01.05	12882	D	294 - 302 kW	32	3
HD 8 44.41 T	F3BE3681D	03.07	12882	D	302 kW	32	3
HD 8 44.44 T	F3BE3681G	03.07	12882	D	324 kW	32	3
HD 8 44.44, 44.45	F3BE0681D	01.05	12882	D	324 - 330 kW	32	3
HD 8 44.44, 44.45	F3BE3681G	01.05	12882	D	324 - 330 kW	32	3
HD 8 44.45 T	F3BE0681D	01.05	12882	D	330 kW	32	3
HD 8 44.48 T	F3BE3681F	03.07	12882	D	353 kW	32	3
HD 8 44.48	F3BE3681F	03.07	12882	D	353 kW	32	3
HD 8 44.50 T	F3BE0681K	01.05	12882	D	367 kW	32	3
HD 8 44.50	F3BE0681K	01.05	12882	D	367 kW	32	3
HD 8 44.52 T	F3BE3681E	03.07	12882	D	382 kW	32	3
HD 8 44.56 T	F3BE3681A	03.07	12882	D	412 kW	32	3
HD 8 64.36 T	F3BE0681J	01.05	12882	D	265 kW	32	3
HD 8 64.36	F3BE0681J	01.05	12882	D	265 kW	32	3
HD 8 64.40 T	F3BE0681H	01.05	12882	D	294 kW	32	3
HD 8 64.40	F3BE0681H	01.05	12882	D	294 kW	32	3
HD 8 64.41 T	F3BE3681D	03.07	12882	D	302 kW	32	3
HD 8 64.41	F3BE3681D	03.07	12882	D	302 kW	32	3
HD 8 64.42	8210.42L	01.05	13798	D	309 kW	32	5
HD 8 64.44 T	F3BE3681G	03.07	12882	D	324 kW	32	3
HD 8 64.44	F3BE3681G	03.07	12882	D	324 kW	32	3
HD 8 64.45 T	F3BE0681D	01.05	12882	D	330 kW	32	3
HD 8 64.45	F3BE0681D	01.05	12882	D	330 kW	32	3
HD 8 64.48 T	F3BE3681F	03.07	12882	D	353 kW	32	3
HD 8 64.48	F3BE3681F	03.07	12882	D	353 kW	32	3
HD 8 64.50 T	F3BE0681K	01.05	12882	D	367 kW	32	3
HD 8 64.50	F3BE0681K	01.05	12882	D	367 kW	32	3
HD 8 64.52 T	F3BE3681E	03.07	12882	D	382 kW	32	3
HD 8 64.52	F3BE3681E	03.07	12882	D	382 kW	32	3
HD 8 64.56 T	F3BE3681A	03.07	12882	D	412 kW	32	3
HD 8 64.56	F3BE3681A	03.07	12882	D	412 kW	32	3
HD 8 66.36 T	F3BE0681J	01.05	12882	D	265 kW	32	3
HD 8 66.36	F3BE0681J	01.05	12882	D	265 kW	32	3
HD 8 66.40 T	F3BE0681H	01.05	12882	D	294 kW	32	3
HD 8 66.40	F3BE0681H	01.05	12882	D	294 kW	32	3
HD 8 66.41 T	F3BE3681D	03.07	12882	D	302 kW	32	3
HD 8 66.41	F3BE3681D	03.07	12882	D	302 kW	32	3
HD 8 66.42	8210.42L	01.05	13798	D	309 kW	32	5
HD 8 66.44 T	F3BE3681G	03.07	12882	D	324 kW	32	3
HD 8 66.44	F3BE3681G	03.07	12882	D	324 kW	32	3
HD 8 66.45 T	F3BE0681D	01.05	12882	D	330 kW	32	3
HD 8 66.45	F3BE0681D	01.05	12882	D	330 kW	32	3

			ccm		kw		1	POS
HD 8 66.48 T	F3BE3681F	03.07	12882	D	353 kW	32	3	
HD 8 66.48	F3BE3681F	03.07	12882	D	353 kW	32	3	
HD 8 66.50 T	F3BE0681K	01.05	12882	D	367 kW	32	3	
HD 8 66.50	F3BE0681K	01.05	12882	D	367 kW	32	3	
HD 8 66.52 T	F3BE3681E	03.07	12882	D	382 kW	32	3	
HD 8 66.52	F3BE3681E	03.07	12882	D	382 kW	32	3	
HD 8 66.54	F3BE0681A	03.07	12882	D	397 kW	32	3	
HD 8 66.56 T	F3BE3681A	03.07	12882	D	412 kW	32	3	
HD 8 66.56	F3BE3681A	03.07	12882	D	412 kW	32	3	
HD 8 84.36	F3BE0681J	01.05	12882	D	265 kW	32	3	
HD 8 84.40, 84.41	F3BE0681H	01.05	12882	D	294 - 302 kW	32	3	
HD 8 84.40, 84.41	F3BE3681D	01.05	12882	D	294 - 302 kW	32	3	
HD 8 84.42	8210.42L.	01.05	13798	D	309 kW	32	5	
HD 8 84.44, 84.45	F3BE0681D	01.05	12882	D	324 - 330 kW	32	3	
HD 8 84.44, 84.45	F3BE3681G	01.05	12882	D	324 - 330 kW	32	3	
HD 8 84.48	F3BE3681F	03.07	12882	D	353 kW	32	3	
HD 8 84.50	F3BE0681K	01.05	12882	D	367 kW	32	3	
HD 8 84.52	F3BE3681E	03.07	12882	D	382 kW	32	3	
HD 8 84.54	F3BE0681A	01.05	12882	D	397 kW	32	3	
HD 8 84.56	F3BE3681A	03.07	12882	D	412 kW	32	3	
HD 8 86.40	F3BE0681H	01.05	12882	D	294 kW	32	3	
HD 8 86.44, 86.45	F3BE0681D	01.05	12882	D	324 - 330 kW	32	3	
HD 8 86.44, 86.45	F3BE3681G	01.05	12882	D	324 - 330 kW	32	3	
HD 8 86.48	F3BE3681F	03.07	12882	D	353 kW	32	3	
HD 8 86.50	F3BE0681K	01.05	12882	D	367 kW	32	3	
HD 8 86.52	F3BE3681E	03.07	12882	D	382 kW	32	3	
HD 8 86.54	F3BE0681A	01.05	12882	D	397 kW	32	3	
HD 8 86.56	F3BE3681A	03.07	12882	D	412 kW	32	3	
HD 8 88.45	F3BE0681D	01.05	12882	D	330 kW	32	3	
HD 8 88.48	F3BE3681F	03.07	12882	D	353 kW	32	3	
HD 8 88.50	F3BE0681K	01.05	12882	D	367 kW	32	3	
HD 8 88.52	F3BE3681E	03.07	12882	D	382 kW	32	3	
HD 8 88.54	F3BE0681A	01.05	12882	D	397 kW	32	3	
HD 8 88.56	F3BE3681A	03.07	12882	D	412 kW	32	3	
HD 9 42.38 T	F3BE0681G	12.11	12882	D	280 kW	32	3	
HD 9 42.38	F3BE0681G	12.11	12882	D	280 kW	32	3	
HD 9 42.41 T, 42.42 T	F3BE0681V	12.11	12882	D	302 - 309 kW	32	3	
HD 9 42.41 T, 42.42 T	F3BE3681D	12.11	12882	D	302 - 309 kW	32	3	
HD 9 42.41, 42.42	F3BE0681V	12.11	12882	D	302 - 309 kW	32	3	
HD 9 42.41, 42.42	F3BE3681D	12.11	12882	D	302 - 309 kW	32	3	
HD 9 42.44 T	F3BE0681C	12.11	12880	D	324 kW	32	3	
HD 9 42.44 T	F3BE3681G	12.11	12882	D	324 kW	32	3	
HD 9 42.44	F3BE0681C	12.11	12880	D	324 kW	32	3	
HD 9 42.44	F3BE3681G	12.11	12882	D	324 kW	32	3	
HD 9 42.48 T	F3BE0681E	12.11	12882	D	353 kW	32	3	
HD 9 42.48 T	F3BE3681F	12.11	12882	D	353 kW	32	3	
HD 9 42.48	F3BE0681E	12.11	12882	D	353 kW	32	3	
HD 9 42.48	F3BE3681F	12.11	12882	D	353 kW	32	3	
HD 9 42.52 T	F3BE3681E	12.11	12882	D	382 kW	32	3	
HD 9 42.56 T	F3BE3681A	12.11	12882	D	412 kW	32	3	
HD 9 44.38 T	F3BE0681G	12.11	12882	D	280 kW	32	3	
HD 9 44.38	F3BE0681G	12.11	12882	D	280 kW	32	3	
HD 9 44.41 T, 44.42 T	F3BE0681V	12.11	12882	D	302 - 309 kW	32	3	
HD 9 44.41 T, 44.42 T	F3BE3681D	12.11	12882	D	302 - 309 kW	32	3	
HD 9 44.41, 44.42	F3BE0681V	12.11	12882	D	302 - 309 kW	32	3	
HD 9 44.41, 44.42	F3BE3681D	12.11	12882	D	302 - 309 kW	32	3	
HD 9 44.44 T	F3BE0681C	12.11	12880	D	324 kW	32	3	
HD 9 44.44 T	F3BE3681G	12.11	12882	D	324 kW	32	3	
HD 9 44.44	F3BE0681C	12.11	12880	D	324 kW	32	3	
HD 9 44.44	F3BE3681G	12.11	12882	D	324 kW	32	3	
HD 9 44.48 T	F3BE0681E	12.11	12882	D	353 kW	32	3	
HD 9 44.48 T	F3BE3681F	12.11	12882	D	353 kW	32	3	



							
HD 9 44.48	F3BE0681E	12.11	12882	D	353 kW	32	3
HD 9 44.48	F3BE3681F	12.11	12882	D	353 kW	32	3
HD 9 44.52 T	F3BE3681E	12.11	12882	D	382 kW	32	3
HD 9 44.56 T	F3BE3681A	12.11	12882	D	412 kW	32	3
HD 9 64.38 T	F3BE0681G	12.11	12882	D	280 kW	32	3
HD 9 64.38	F3BE0681G	12.11	12882	D	280 kW	32	3
HD 9 64.41 T, 64.42 T	F3BE0681V	12.11	12882	D	302 - 309 kW	32	3
HD 9 64.41 T, 64.42 T	F3BE3681D	12.11	12882	D	302 - 309 kW	32	3
HD 9 64.41, 64.42	F3BE0681V	12.11	12882	D	302 - 309 kW	32	3
HD 9 64.41, 64.42	F3BE3681D	12.11	12882	D	302 - 309 kW	32	3
HD 9 64.44 T	F3BE0681C	12.11	12880	D	324 kW	32	3
HD 9 64.44 T	F3BE3681G	12.11	12882	D	324 kW	32	3
HD 9 64.44	F3BE0681C	12.11	12880	D	324 kW	32	3
HD 9 64.44	F3BE3681G	12.11	12882	D	324 kW	32	3
HD 9 64.48 T	F3BE0681E	12.11	12882	D	353 kW	32	3
HD 9 64.48 T	F3BE3681F	12.11	12882	D	353 kW	32	3
HD 9 64.48	F3BE0681E	12.11	12882	D	353 kW	32	3
HD 9 64.48	F3BE3681F	12.11	12882	D	353 kW	32	3
HD 9 64.50	F3HFE611B	09.14	12882	D	368 kW	32	4
HD 9 64.52 T	F3BE3681E	12.11	12882	D	382 kW	32	3
HD 9 64.52	F3BE3681E	12.11	12882	D	382 kW	32	3
HD 9 64.54	F3BE0681A	12.11	12882	D	397 kW	32	3
HD 9 64.56	F3BE0681A	12.11	12882	D	412 kW	32	3
HD 9 64.56	F3HFE611A	12.11	12882	D	412 kW	32	3
HD 9 66.38 T	F3BE0681G	12.11	12882	D	280 kW	32	3
HD 9 66.38	F3BE0681G	12.11	12882	D	280 kW	32	3
HD 9 66.41 T, 66.42 T	F3BE0681V	12.11	12882	D	302 - 309 kW	32	3
HD 9 66.41 T, 66.42 T	F3BE3681D	12.11	12882	D	302 - 309 kW	32	3
HD 9 66.41, 66.42	F3BE0681V	12.11	12882	D	302 - 309 kW	32	3
HD 9 66.41, 66.42	F3BE3681D	12.11	12882	D	302 - 309 kW	32	3
HD 9 66.44 T	F3BE0681C	12.11	12880	D	324 kW	32	3
HD 9 66.44 T	F3BE3681G	12.11	12882	D	324 kW	32	3
HD 9 66.44	F3BE0681C	12.11	12880	D	324 kW	32	3
HD 9 66.44	F3BE3681G	12.11	12882	D	324 kW	32	3
HD 9 66.48 T	F3BE0681E	12.11	12882	D	353 kW	32	3
HD 9 66.48 T	F3BE3681F	12.11	12882	D	353 kW	32	3
HD 9 66.48	F3BE0681E	12.11	12882	D	353 kW	32	3
HD 9 66.48	F3BE3681F	12.11	12882	D	353 kW	32	3
HD 9 66.52 T	F3BE3681E	12.11	12882	D	382 kW	32	3
HD 9 66.52	F3BE3681E	12.11	12882	D	382 kW	32	3
HD 9 66.54 T	F3BE0681A	12.11	12882	D	397 kW	32	3
HD 9 66.54	F3BE0681A	12.11	12882	D	397 kW	32	3
HD 9 66.56 T	F3BE0681A	12.11	12882	D	412 kW	32	3
HD 9 66.56	F3BE0681A	12.11	12882	D	412 kW	32	3
HD 9 84.38	F3BE0681G	12.11	12882	D	280 kW	32	3
HD 9 84.41, 84.42	F3BE0681V	12.11	12882	D	302 - 309 kW	32	3
HD 9 84.41, 84.42	F3BE3681D	12.11	12882	D	302 - 309 kW	32	3
HD 9 84.44	F3BE0681C	12.11	12880	D	324 kW	32	3
HD 9 84.44	F3BE3681G	12.11	12882	D	324 kW	32	3
HD 9 84.48	F3BE0681E	12.11	12882	D	353 kW	32	3
HD 9 84.48	F3BE3681F	12.11	12882	D	353 kW	32	3
HD 9 84.50	F3HFE611B	09.14	12882	D	368 kW	32	4
HD 9 84.52	F3BE3681E	12.11	12882	D	382 kW	32	3
HD 9 84.54	F3BE0681A	12.11	12882	D	397 kW	32	3
HD 9 84.56	F3BE0681A	12.11	12882	D	412 kW	32	3
HD 9 84.56	F3HFE611A	12.11	12882	D	412 kW	32	3
HD 9 86.44	F3BE0681C	12.11	12880	D	324 kW	32	3
HD 9 86.44	F3BE3681G	12.11	12882	D	324 kW	32	3
HD 9 86.48	F3BE0681E	12.11	12882	D	353 kW	32	3
HD 9 86.48	F3BE3681F	12.11	12882	D	353 kW	32	3
HD 9 86.52	F3BE3681E	12.11	12882	D	382 kW	32	3
HD 9 86.54	F3BE0681A	12.11	12882	D	397 kW	32	3

			ccm		kW		1	POS
HD 9 86.56	F3BE0681A	12.11	12882	D	412 kW	32	3	
HD 9 88.44	F3BE0681C	12.11	12880	D	324 kW	32	3	
HD 9 88.48	F3BE0681E	12.11	12882	D	353 kW	32	3	
HD 9 88.48	F3BE3681F	12.11	12882	D	353 kW	32	3	
HD 9 88.52	F3BE3681E	12.11	12882	D	382 kW	32	3	
HD 9 88.54	F3BE0681A	12.11	12882	D	397 kW	32	3	
HD 9 88.56	F3BE0681A	12.11	12882	D	412 kW	32	3	
HD 9 HHD9 66.48T	F3BE0681E	03.13	12882	D	353 kW	32	3	
HD 9 HHD9 66.48	F3BE0681E	03.13	12882	D	353 kW	32	3	
HD 9 HHD9 66.54T	F3BE0681A	03.13	12882	D	397 kW	32	3	
HD 9 HHD9 66.54	F3BE0681A	03.13	12882	D	397 kW	32	3	
HD 9 HHD9 86.48	F3BE0681E	03.13	12882	D	353 kW	32	3	
HD 9 HHD9 86.54	F3BE0681A	03.13	12882	D	397 kW	32	3	



ENGINE	\varnothing	6	ccm	kW		32	1 POS
8210.42K.	137,000	6	13798	272 kW	D	32	5
8210.42L.	137,000	6	13798	309 kW	D	32	5
8210.42M	137,000	6	13798	346 kW	D	32	5
8460.41K.	120,000	6	9498	254 kW	D	32	2
F2BE3681A	115,000	6	7790	265 kW	D	32	1
F2BE3681B	115,000	6	7790	243 kW	D	32	1
F3BE0681A	135,000	6	12882	397 - 412 kW	D	32	3
F3BE0681C	135,000	6	12880	324 kW	D	32	3
F3BE0681D	135,000	6	12882	330 kW	D	32	3
F3BE0681E	135,000	6	12882	353 kW	D	32	3
F3BE0681F	135,000	6	12882	367 kW	D	32	3
F3BE0681G	135,000	6	12882	280 kW	D	32	3






ENGINE	\varnothing	6	ccm	kW		32	1 POS
F3BE0681H	135,000	6	12882	294 kW	D	32	3
F3BE0681J	135,000	6	12882	265 kW	D	32	3
F3BE0681K	135,000	6	12882	367 kW	D	32	3
F3BE0681V	135,000	6	12882	309 kW	D	32	3
F3BE3681A	135,000	6	12882	412 kW	D	32	3
F3BE3681D	135,000	6	12882	302 kW	D	32	3
F3BE3681E	135,000	6	12882	382 kW	D	32	3
F3BE3681F	135,000	6	12882	353 kW	D	32	3
F3BE3681G	135,000	6	12882	324 kW	D	32	3
F3HFE611A	135,000	6	12882	412 kW	D	32	3
F3HFE611B	135,000	6	12882	368 kW	D	32	4



115,000 mm								1	
F2BE3681A , F2BE3681B ,									
402011-00-6								7 pairs	
-50-6		HL	CU3	82,910 82,940	89,000 89,030	33,000	↑ LO1G ↓ L	3,010	6 pairs
		FL	CU3	82,910 82,940	89,000 89,030	39,850	↑ O1G ↓	3,010	1 pair
432013-00-6								6 pairs	
1-6		PL	CU3	72,915 72,945	77,000 77,030	35,500	↑ L ↓ L	2,010	
120,000 mm								2	
8460.41K.									
402012-00-6								7 pairs	
1-6		HL	CU3	89,958 89,980	96,000 96,022	32,700	↑ LO1G ↓ L	2,991	6 pairs
7		HL	CU3	89,022 89,958	96,000 96,022	44,500	↑ LO1G ↓ L	2,991	1 pair
432010-00-6								6 pairs	
1-6		PL	CU2	81,978 82,000	86,213 86,235	35,400	↑ L ↓ L	2,089	
135,000 mm								3	
F3BE0681A , F3BE0681C , F3BE0681D , F3BE0681E , F3BE0681F , F3BE0681G , F3BE0681H , F3BE0681J , F3BE0681K , F3BE0681V , F3BE3681A , F3BE3681D , F3BE3681E , F3BE3681F , F3BE3681G , F3HFE611A ,									
402008-00-6								7 pairs	
1-6		HL	CU3	99,970 100,000	106,300 106,330	39,000	↑ LO1G ↓ L	3,130	6 pairs
1		FL	CU3	99,970 100,000	106,300 106,330	47,850	↑ LO1G ↓ L	3,130	1 pair
432008-00-6								6 pairs	
1-6		PL	CU3	89,970 90,000	94,000 94,030	43,500	↑ L ↓ L	1,980	
135,000 mm								4	
F3HFE611B									
402008-00-6								7 pairs	
1-6		HL	CU3	99,970 100,000	106,300 106,330	39,000	↑ LO1G ↓ L	3,130	6 pairs
1		FL	CU3	99,970 100,000	106,300 106,330	47,850	↑ LO1G ↓ L	3,130	1 pair
137,000 mm								5	
8210.42K. , 8210.42L. , 8210.42M. ,									
402010-00-6								7 pairs	
-25-6	1	HL	CU2	102,879 102,901	107,976 108,001	37,410	↑ LO1G ↓ L	2,490	1 pair
	2,3,5,6	HL	CU2	102,879 102,901	107,976 108,001	34,820	↑ LO1 ↓ L	2,490	4 pairs
	4	HL	CU2	102,879 102,901	107,976 108,001	54,380	↑ LO1G ↓ L	2,490	1 pair
	7	HL	CU2	102,879 102,901	107,976 108,001	37,410	↑ LO1G ↓ L	2,490	1 pair
432012-00-6								6 pairs	
-25-6	1-6	PL	CU2	84,713 84,735	88,482 88,504	40,250	↑ L ↓ L	1,836	
442060-00-6								6 pairs	
1-6		PB	CU2	47,983 47,998	53,010 53,061	50,000	↑ O1G ↓	3,200	








100 C1 Stufenheck (801, 803, 805, 807, 811, 813, F104) 1.6	YM	01.75 - 07.76	1588	B	63 kW	71	35
100 C1 Stufenheck (801, 803, 805, 807, 811, 813, F104) 1.8	ZV	11.68 - 11.71	1716	B	59 kW	71	35
100 C2 Avant (435, 436) 1.6	YV	07.77 - 02.83	1588	B	63 kW	71	37
100 C2 Stufenheck (431, 433, 434) 1.6	YV	08.76 - 07.82	1588	B	63 kW	71	37
100 C2 Stufenheck (431, 433, 434) 2.1	WK	03.77 - 09.82	2144	B	100 kW	71	34
100 C3 Avant (445, 446) 1.8 Cat quattro	4B	08.85 - 10.90	1781	B	66 kW	82	67
100 C3 Avant (445, 446) 1.8 Cat quattro	PH	08.85 - 10.90	1781	B	66 kW	82	67
100 C3 Avant (445, 446) 1.8 Cat	4B	03.85 - 11.90	1781	B	66 kW	82	67
100 C3 Avant (445, 446) 1.8 Cat	PH	03.85 - 11.90	1781	B	66 kW	82	67
100 C3 Avant (445, 446) 1.8 quattro	JW	10.84 - 07.88	1781	B	66 kW	82	67
100 C3 Avant (445, 446) 1.8 quattro	NP	10.84 - 07.88	1781	B	66 kW	82	67
100 C3 Avant (445, 446) 1.8 quattro	SH	08.86 - 07.90	1781	B	65 kW	82	67
100 C3 Avant (445, 446) 1.8	DR	08.82 - 12.87	1781	B	55 kW	82	67
100 C3 Avant (445, 446) 1.8	DS	08.83 - 07.89	1781	B	66 kW	82	67
100 C3 Avant (445, 446) 1.8	JW	08.83 - 07.89	1781	B	66 kW	82	67
100 C3 Avant (445, 446) 1.8	NP	08.83 - 07.89	1781	B	66 kW	82	67
100 C3 Avant (445, 446) 1.8	RS	08.82 - 12.87	1781	B	55 kW	82	67
100 C3 Avant (445, 446) 1.8	SH	02.86 - 07.90	1781	B	65 kW	82	67
100 C3 Avant (445, 446) 1.8	SH	08.83 - 07.89	1781	B	66 kW	82	67
100 C3 Avant (445, 446) 2.0 E Cat	RT	01.88 - 11.90	1994	B	85 kW	83	69
100 C3 Avant (445, 446) 2.0 E	KP	01.85 - 12.87	1994	B	85 kW	83	69
100 C3 Avant (445, 446) 2.0	SL	09.86 - 11.87	1994	B	83 kW	83	69
100 C3 Avant (445, 446) 2.2 Cat quattro	HX	01.85 - 11.90	2226	B	101 kW	83	69
100 C3 Avant (445, 446) 2.2 Cat quattro	KU	01.85 - 11.90	2226	B	101 kW	83	69
100 C3 Avant (445, 446) 2.2 Cat	HX	01.85 - 11.90	2226	B	101 kW	83	69
100 C3 Avant (445, 446) 2.2 Cat	KU	01.85 - 11.90	2226	B	101 kW	83	69
100 C3 Avant (445, 446) 2.2 E quattro	PX	08.85 - 07.86	2226	B	88 kW	83	69
100 C3 Avant (445, 446) 2.2 quattro	KU	08.84 - 12.88	2226	B	101 kW	83	69
100 C3 Avant (445, 446) 2.2	KU	08.84 - 12.88	2226	B	101 kW	83	69
100 C3 Avant (445, 446) 2.2	KZ	10.84 - 12.87	2226	B	85 kW	83	69
100 C3 Avant (445, 446) 2.2	KZ	09.85 - 12.87	2226	B	82 kW	83	69
100 C3 Avant (445, 446) 2.3 E quattro	NF	08.86 - 11.90	2309	B	100 kW	84	73
100 C3 Avant (445, 446) 2.3 quattro	NF	01.90 - 11.90	2309	B	98 kW	84	73
100 C3 Avant (445, 446) 2.3	NF	08.86 - 11.90	2309	B	100 kW	84	73
100 C3 Avant (445, 446) 2.3	NF	03.90 - 11.90	2309	B	98 kW	84	73
100 C3 Avant (445, 446) 2.3	NF	09.86 - 12.88	2309	B	97 kW	84	73
100 C3 Stufenheck (443, 444) 1.8 Cat quattro	4B	08.85 - 11.90	1781	B	66 kW	82	67
100 C3 Stufenheck (443, 444) 1.8 Cat quattro	PH	08.85 - 11.90	1781	B	66 kW	82	67
100 C3 Stufenheck (443, 444) 1.8 Cat	4B	03.85 - 11.90	1781	B	66 kW	82	67
100 C3 Stufenheck (443, 444) 1.8 Cat	PH	03.85 - 11.90	1781	B	66 kW	82	67
100 C3 Stufenheck (443, 444) 1.8 quattro	JW	10.84 - 07.88	1781	B	66 kW	82	67
100 C3 Stufenheck (443, 444) 1.8 quattro	NP	10.84 - 07.88	1781	B	66 kW	82	67
100 C3 Stufenheck (443, 444) 1.8 quattro	SH	08.86 - 07.90	1781	B	65 kW	82	67
100 C3 Stufenheck (443, 444) 1.8	DR	08.82 - 12.87	1781	B	55 kW	82	67
100 C3 Stufenheck (443, 444) 1.8	DS	08.83 - 07.89	1781	B	66 kW	82	67
100 C3 Stufenheck (443, 444) 1.8	JW	08.83 - 07.89	1781	B	66 kW	82	67
100 C3 Stufenheck (443, 444) 1.8	NP	08.83 - 07.89	1781	B	66 kW	82	67
100 C3 Stufenheck (443, 444) 1.8	RS	08.82 - 12.87	1781	B	55 kW	82	67
100 C3 Stufenheck (443, 444) 1.8	SH	02.86 - 07.88	1781	B	65 kW	82	67
100 C3 Stufenheck (443, 444) 1.8	SH	08.83 - 07.89	1781	B	66 kW	82	67
100 C3 Stufenheck (443, 444) 2.0 Cat	RT	01.88 - 11.90	1994	B	85 kW	83	69
100 C3 Stufenheck (443, 444) 2.0	KP	08.84 - 12.87	1994	B	85 kW	83	69
100 C3 Stufenheck (443, 444) 2.0	SL	08.86 - 11.87	1994	B	83 kW	83	69
100 C3 Stufenheck (443, 444) 2.2 Cat quattro	HX	01.85 - 11.90	2226	B	101 kW	83	69
100 C3 Stufenheck (443, 444) 2.2 Cat quattro	KU	01.85 - 11.90	2226	B	101 kW	83	69
100 C3 Stufenheck (443, 444) 2.2 Cat	HX	01.85 - 11.90	2226	B	101 kW	83	69
100 C3 Stufenheck (443, 444) 2.2 Cat	KU	01.85 - 11.90	2226	B	101 kW	83	69
100 C3 Stufenheck (443, 444) 2.2 E quattro	PX	08.85 - 07.86	2226	B	88 kW	83	69
100 C3 Stufenheck (443, 444) 2.2 quattro	KU	08.84 - 12.88	2226	B	101 kW	83	69
100 C3 Stufenheck (443, 444) 2.2 quattro	WX	09.84 - 12.85	2144	B	118 kW	71	34
100 C3 Stufenheck (443, 444) 2.2	KU	08.84 - 12.88	2226	B	101 kW	83	69
100 C3 Stufenheck (443, 444) 2.2	KZ	10.84 - 12.87	2226	B	85 kW	83	69








			ccm		kW		1 POS
100 C3 Stufenheck (443, 444) 2.3 E quattro	NF	08.86 - 11.90	2309	B	100 kW	84	73
100 C3 Stufenheck (443, 444) 2.3 E	NF	10.86 - 11.90	2309	B	100 kW	84	73
100 C3 Stufenheck (443, 444) 2.3 E	NF	01.90 - 11.90	2309	B	98 kW	84	73
100 C3 Stufenheck (443, 444) 2.3 quattro	NF	01.90 - 11.90	2309	B	98 kW	84	73
100 C3 Stufenheck (443, 444) 2.3 quattro	NF	09.86 - 12.88	2309	B	97 kW	84	73
100 C3 Stufenheck (443, 444) 2.3	NF	09.86 - 07.91	2309	B	97 kW	84	73
100 C4 Avant (4A5) 2.0 E 16V quattro	ACE	07.92 - 07.94	1984	B	103 kW	85	74
100 C4 Avant (4A5) 2.0 E 16V	ACE	07.92 - 07.94	1984	B	103 kW	85	74
100 C4 Avant (4A5) 2.0 E quattro	AAD	12.90 - 07.92	1984	B	85 kW	85	74
100 C4 Avant (4A5) 2.0 E	AAD	09.91 - 07.94	1984	B	85 kW	85	74
100 C4 Avant (4A5) 2.0 E	AAE	09.91 - 07.94	1984	B	74 kW	85	74
100 C4 Avant (4A5) 2.0 E	ABK	09.91 - 07.94	1984	B	85 kW	85	74
100 C4 Avant (4A5) 2.3 E quattro	AAR	09.91 - 07.94	2309	B	98 kW	84	73
100 C4 Avant (4A5) 2.3 E	AAR	09.91 - 07.94	2309	B	98 kW	84	73
100 C4 Stufenheck (4A2) 2.0 E 16V quattro	ACE	07.92 - 07.94	1984	B	103 kW	85	74
100 C4 Stufenheck (4A2) 2.0 E 16V	ACE	01.92 - 07.94	1984	B	103 kW	85	74
100 C4 Stufenheck (4A2) 2.0 E quattro	AAD	12.90 - 07.92	1984	B	85 kW	85	74
100 C4 Stufenheck (4A2) 2.0 E	AAD	12.90 - 07.94	1984	B	85 kW	85	74
100 C4 Stufenheck (4A2) 2.0 E	ABK	12.90 - 07.94	1984	B	85 kW	85	74
100 C4 Stufenheck (4A2) 2.0	AAE	12.90 - 07.94	1984	B	74 kW	85	74
100 C4 Stufenheck (4A2) 2.3 E quattro	AAR	12.90 - 07.94	2309	B	98 kW	84	73
100 C4 Stufenheck (4A2) 2.3 E	AAR	12.90 - 07.94	2309	B	98 kW	84	73
200 C2 Stufenheck (437, 438) 2.1 5T	WK	10.79 - 09.82	2144	B	100 kW	71	34
200 C3 Avant (447, 448) 2.1 Turbo quattro	JY	09.83 - 01.88	2144	B	134 kW	71	34
200 C3 Avant (447, 448) 2.1 Turbo quattro	KG	09.83 - 01.88	2144	B	134 kW	71	34
200 C3 Avant (447, 448) 2.2 Turbo quattro	1B	02.88 - 12.91	2226	B	147 kW	83	69
200 C3 Avant (447, 448) 2.3	NF	11.86 - 09.91	2309	B	100 kW	84	73
200 C3 Stufenheck (447, 448) 2.1 5E	KH	08.83 - 07.84	2144	B	100 kW	71	34
200 C3 Stufenheck (447, 448) 2.1 Turbo quattro	KG	08.83 - 09.86	2144	B	134 kW	71	34
200 C3 Stufenheck (447, 448) 2.1 Turbo	KG	08.83 - 01.88	2144	B	134 kW	71	34
200 C3 Stufenheck (447, 448) 2.2 Turbo quattro	1B	02.88 - 11.90	2226	B	147 kW	83	69
200 C3 Stufenheck (447, 448) 2.2 Turbo	1B	02.88 - 12.90	2226	B	147 kW	83	69
200 C3 Stufenheck (447, 448) 2.2 Turbo	2B	02.88 - 12.90	2226	B	140 kW	83	69
200 C3 Stufenheck (447, 448) 2.2	KU	08.84 - 07.85	2226	B	101 kW	83	69
200 C3 Stufenheck (447, 448) 2.3	NF	11.86 - 09.91	2309	B	100 kW	84	73
50 (863) 0.8	HE	01.76 - 07.78	771	B	25 kW	61	1
50 (863) 1.1	HB	08.74 - 07.78	1093	B	37 kW	61	2
50 (863) 1.1	HC	08.74 - 07.77	1093	B	44 kW	61	2
50 (863) 1.3	HH	08.77 - 07.78	1272	B	44 kW	63	7
50 (863) 1.3	HJ	01.77 - 07.78	1272	B	43 kW	63	8
80 B1 Avant (331) 1.6	YG	09.74 - 10.78	1588	B	61 kW	72	38
80 B1 Avant (331) 1.6	YH	09.74 - 10.78	1588	B	61 kW	72	38
80 B1 Avant (331) 1.6	YK	09.75 - 12.76	1588	B	59 kW	71	35
80 B1 Stufenheck (80, 82) 1.3	ZA	05.72 - 07.78	1297	B	40 kW	63	9
80 B1 Stufenheck (80, 82) 1.3	ZF	05.72 - 07.78	1297	B	44 kW	63	9
80 B1 Stufenheck (80, 82) 1.5	XW	05.72 - 08.74	1471	B	57 kW	66	18
80 B1 Stufenheck (80, 82) 1.5	YJ	05.72 - 08.75	1471	B	55 kW	66	19
80 B1 Stufenheck (80, 82) 1.5	ZB	05.72 - 08.75	1471	B	55 kW	67	20
80 B1 Stufenheck (80, 82) 1.5	ZC	05.72 - 07.76	1471	B	63 kW	67	20
80 B1 Stufenheck (80, 82) 1.6 GTE	YS	01.76 - 07.78	1588	B	81 kW	71	37
80 B1 Stufenheck (80, 82) 1.6 GT	XX	09.73 - 07.76	1584	B	74 kW	71	35
80 B1 Stufenheck (80, 82) 1.6	FS	01.76 - 07.78	1588	B	53 kW	72	38
80 B1 Stufenheck (80, 82) 1.6	YG	09.74 - 07.78	1588	B	57 kW	72	38
80 B1 Stufenheck (80, 82) 1.6	YG	01.75 - 07.78	1588	B	61 kW	72	38
80 B1 Stufenheck (80, 82) 1.6	YH	09.74 - 07.78	1588	B	57 kW	72	38
80 B1 Stufenheck (80, 82) 1.6	YN	09.75 - 07.78	1588	B	55 kW	71	37
80 B1 Stufenheck (80, 82) 1.6	YP	09.75 - 07.78	1588	B	63 kW	71	37
80 B2 Stufenheck (811, 813, 814, 819, 853) 1.3	EP	09.78 - 07.86	1297	B	44 kW	62	6
80 B2 Stufenheck (811, 813, 814, 819, 853) 1.3	FY	09.78 - 07.81	1272	B	40 kW	63	7
80 B2 Stufenheck (811, 813, 814, 819, 853) 1.3	FZ	09.78 - 07.81	1272	B	44 kW	63	7
80 B2 Stufenheck (811, 813, 814, 819, 853) 1.6 D	CR	08.80 - 08.86	1588	D	40 kW	64	13
80 B2 Stufenheck (811, 813, 814, 819, 853) 1.6 D	JK	08.80 - 08.86	1588	D	40 kW	65	15








80 B2 Stufenheck (811, 813, 814, 819, 853) 1.6 GLE	YZ	08.78 - 07.82	1588	B	81 kW	71	37
80 B2 Stufenheck (811, 813, 814, 819, 853) 1.6 TD	CY	08.81 - 05.86	1588	D	51 kW	65	14
80 B2 Stufenheck (811, 813, 814, 819, 853) 1.6	DT	08.78 - 03.87	1595	B	55 kW	83	68
80 B2 Stufenheck (811, 813, 814, 819, 853) 1.6	JU	08.78 - 03.87	1595	B	55 kW	83	68
80 B2 Stufenheck (811, 813, 814, 819, 853) 1.6	SA	02.86 - 07.86	1595	B	54 kW	84	72
80 B2 Stufenheck (811, 813, 814, 819, 853) 1.6	WV	08.78 - 07.86	1588	B	55 kW	71	37
80 B2 Stufenheck (811, 813, 814, 819, 853) 1.6	WY	08.78 - 07.86	1588	B	55 kW	72	38
80 B2 Stufenheck (811, 813, 814, 819, 853) 1.6	YG	09.79 - 12.80	1588	B	61 kW	72	38
80 B2 Stufenheck (811, 813, 814, 819, 853) 1.6	YH	09.79 - 12.80	1588	B	61 kW	72	38
80 B2 Stufenheck (811, 813, 814, 819, 853) 1.6	YK	09.79 - 12.80	1588	B	61 kW	71	35
80 B2 Stufenheck (811, 813, 814, 819, 853) 1.6	YN	08.78 - 07.86	1588	B	55 kW	71	37
80 B2 Stufenheck (811, 813, 814, 819, 853) 1.6	YP	08.78 - 02.83	1588	B	63 kW	71	37
80 B2 Stufenheck (811, 813, 814, 819, 853) 1.6	YT	08.78 - 07.81	1588	B	51 kW	71	35
80 B2 Stufenheck (811, 813, 814, 819, 853) 1.6	YY	08.78 - 07.81	1588	B	51 kW	72	38
80 B2 Stufenheck (811, 813, 814, 819, 853) 1.7	WT	08.81 - 07.83	1715	B	58 kW	71	35
80 B2 Stufenheck (811, 813, 814, 819, 853) 1.8 CC quattro (85Q)	JN	08.84 - 08.86	1781	B	66 kW	82	67
80 B2 Stufenheck (811, 813, 814, 819, 853) 1.8 CC quattro (85Q)	JN	08.85 - 08.86	1781	B	68 kW	82	67
80 B2 Stufenheck (811, 813, 814, 819, 853) 1.8 CC quattro (85Q)	JV	08.84 - 08.86	1781	B	66 kW	82	67
80 B2 Stufenheck (811, 813, 814, 819, 853) 1.8 CC quattro (85Q)	NE	08.84 - 08.86	1781	B	66 kW	84	71
80 B2 Stufenheck (811, 813, 814, 819, 853) 1.8 GTE quattro (85Q)	DZ	08.84 - 08.86	1781	B	82 kW	82	67
80 B2 Stufenheck (811, 813, 814, 819, 853) 1.8 GTE quattro (85Q)	PV	03.85 - 08.86	1781	B	81 kW	82	67
80 B2 Stufenheck (811, 813, 814, 819, 853) 1.8 GTE	DZ	10.84 - 08.86	1781	B	82 kW	82	67
80 B2 Stufenheck (811, 813, 814, 819, 853) 1.8 GTE	MU	10.84 - 08.86	1781	B	82 kW	83	70
80 B2 Stufenheck (811, 813, 814, 819, 853) 1.8 GTE	PV	08.85 - 07.86	1781	B	81 kW	82	67
80 B2 Stufenheck (811, 813, 814, 819, 853) 1.8	DS	01.83 - 08.86	1781	B	66 kW	82	67
80 B2 Stufenheck (811, 813, 814, 819, 853) 1.8	JN	01.83 - 08.86	1781	B	66 kW	82	67
80 B2 Stufenheck (811, 813, 814, 819, 853) 1.8	JN	08.83 - 08.86	1781	B	68 kW	82	67
80 B2 Stufenheck (811, 813, 814, 819, 853) 1.8	JV	01.83 - 08.86	1781	B	66 kW	82	67
80 B2 Stufenheck (811, 813, 814, 819, 853) 1.8	MG	09.83 - 12.86	1781	B	76 kW	83	70
80 B2 Stufenheck (811, 813, 814, 819, 853) 1.8	SF	02.86 - 07.86	1781	B	65 kW	72	39
80 B2 Stufenheck (811, 813, 814, 819, 853) 2.0 quattro (85Q)	JS	10.83 - 09.84	1994	B	85 kW	83	69
80 B2 Stufenheck (811, 813, 814, 819, 853) 2.0	HP	10.83 - 09.84	1994	B	85 kW	83	69
80 B2 Stufenheck (811, 813, 814, 819, 853) 2.0	JL	10.83 - 09.84	1994	B	81 kW	83	69
80 B2 Stufenheck (811, 813, 814, 819, 853) 2.0	JS	10.83 - 09.84	1994	B	85 kW	83	69
80 B2 Stufenheck (811, 813, 814, 819, 853) 2.2 quattro	HY	08.82 - 07.84	2226	B	100 kW	83	69
80 B2 Stufenheck (811, 813, 814, 819, 853) 2.2	JT	11.84 - 03.87	2226	B	89 kW	83	69
80 B2 Stufenheck (811, 813, 814, 819, 853) 2.2	KX	06.84 - 12.86	2226	B	88 kW	83	69
80 B3 Stufenheck (893, 894, 8A2) 1.6 D	JK	02.87 - 07.89	1588	D	40 kW	65	15
80 B3 Stufenheck (893, 894, 8A2) 1.6 TD	RA	09.86 - 08.91	1588	D	59 kW	66	17
80 B3 Stufenheck (893, 894, 8A2) 1.6 TD	SB	09.86 - 08.91	1588	D	59 kW	66	17
80 B3 Stufenheck (893, 894, 8A2) 1.6	ABB	08.90 - 10.91	1595	B	75 kW	72	39
80 B3 Stufenheck (893, 894, 8A2) 1.6	PP	08.87 - 09.91	1595	B	51 kW	82	67
80 B3 Stufenheck (893, 894, 8A2) 1.6	RN	09.86 - 08.91	1595	B	55 kW	72	39
80 B3 Stufenheck (893, 894, 8A2) 1.8 E quattro	DZ	09.86 - 08.91	1781	B	82 kW	82	67
80 B3 Stufenheck (893, 894, 8A2) 1.8 E	DZ	06.86 - 08.91	1781	B	82 kW	82	67
80 B3 Stufenheck (893, 894, 8A2) 1.8 S quattro	JN	09.86 - 09.91	1781	B	66 kW	82	67
80 B3 Stufenheck (893, 894, 8A2) 1.8 S quattro	NE	09.86 - 09.91	1781	B	66 kW	84	71
80 B3 Stufenheck (893, 894, 8A2) 1.8 S quattro	PM	09.86 - 09.91	1781	B	66 kW	82	67
80 B3 Stufenheck (893, 894, 8A2) 1.8 S quattro	SF	09.86 - 07.90	1781	B	65 kW	72	39
80 B3 Stufenheck (893, 894, 8A2) 1.8 S quattro	SF	09.86 - 09.91	1781	B	66 kW	72	39
80 B3 Stufenheck (893, 894, 8A2) 1.8 S	JN	09.86 - 10.91	1781	B	66 kW	82	67
80 B3 Stufenheck (893, 894, 8A2) 1.8 S	JV	09.86 - 10.91	1781	B	66 kW	82	67
80 B3 Stufenheck (893, 894, 8A2) 1.8 S	NE	09.86 - 10.91	1781	B	66 kW	84	71
80 B3 Stufenheck (893, 894, 8A2) 1.8 S	PM	09.86 - 10.91	1781	B	66 kW	82	67
80 B3 Stufenheck (893, 894, 8A2) 1.8 S	SF	08.86 - 01.90	1781	B	65 kW	72	39
80 B3 Stufenheck (893, 894, 8A2) 1.8 S	SF	09.86 - 10.91	1781	B	66 kW	72	39
80 B3 Stufenheck (893, 894, 8A2) 1.8 quattro	SD	09.86 - 08.90	1847	B	83 kW	85	74
80 B3 Stufenheck (893, 894, 8A2) 1.8	RU	10.86 - 01.90	1781	B	55 kW	82	67
80 B3 Stufenheck (893, 894, 8A2) 1.8	SD	09.86 - 07.88	1847	B	83 kW	85	74
80 B3 Stufenheck (893, 894, 8A2) 1.9 D	1Y	08.89 - 08.91	1896	D	50 kW	67	21
80 B3 Stufenheck (893, 894, 8A2) 1.9 quattro	SD	10.88 - 06.89	1847	B	83 kW	85	74
80 B3 Stufenheck (893, 894, 8A2) 1.9	SD	08.88 - 12.88	1847	B	83 kW	85	74








			ccm		kw		1 POS
80 B3 Stufenheck (893, 894, 8A2) 2.0 E 16V quattro	6A	03.90 - 08.91	1984	B	101 kW	85	74
80 B3 Stufenheck (893, 894, 8A2) 2.0 E 16V	6A	03.90 - 09.91	1984	B	101 kW	85	74
80 B3 Stufenheck (893, 894, 8A2) 2.0 E quattro	3A	08.88 - 09.90	1984	B	83 kW	85	74
80 B3 Stufenheck (893, 894, 8A2) 2.0 E quattro	3A	08.88 - 07.90	1984	B	82 kW	85	74
80 B3 Stufenheck (893, 894, 8A2) 2.0 E	3A	08.88 - 10.90	1984	B	83 kW	85	74
80 B3 Stufenheck (893, 894, 8A2) 2.0 E	3A	08.88 - 10.90	1984	B	82 kW	85	74
80 B3 Stufenheck (893, 894, 8A2) 2.0 E	AAD	08.90 - 10.91	1984	B	85 kW	85	74
80 B3 Stufenheck (893, 894, 8A2) 2.0 quattro	AAD	10.90 - 08.91	1984	B	85 kW	85	74
80 B3 Stufenheck (893, 894, 8A2) 2.3 quattro	NG	10.87 - 07.89	2309	B	98 kW	84	73
80 B3 Stufenheck (893, 894, 8A2) 2.3	NG	09.90 - 10.91	2309	B	97 kW	84	73
80 B4 Avant (8C5) 1.6 E	ADA	06.93 - 01.96	1595	B	74 kW	72	39
80 B4 Avant (8C5) 1.9 TDI	1Z	07.92 - 01.96	1896	D	66 kW	69	25
80 B4 Avant (8C5) 1.9 TD	AAZ	09.91 - 01.96	1896	D	55 kW	69	25
80 B4 Avant (8C5) 2.0 E 16V quattro	ACE	12.92 - 07.95	1984	B	103 kW	85	74
80 B4 Avant (8C5) 2.0 E 16V	ACE	02.93 - 01.96	1984	B	103 kW	85	74
80 B4 Avant (8C5) 2.0 E	ABK	07.92 - 01.96	1984	B	85 kW	85	74
80 B4 Avant (8C5) 2.0 quattro	ADW	11.93 - 01.96	1984	B	79 kW	85	74
80 B4 Avant (8C5) 2.0	ABT	07.92 - 01.96	1984	B	66 kW	85	74
80 B4 Avant (8C5) 2.3 E quattro	NG	09.91 - 11.94	2309	B	98 kW	84	73
80 B4 Avant (8C5) 2.3 E	NG	07.92 - 01.96	2309	B	98 kW	84	73
80 B4 Stufenheck (8C2) 1.6 E	ADA	06.93 - 12.94	1595	B	74 kW	72	39
80 B4 Stufenheck (8C2) 1.6	ABM	09.91 - 12.94	1595	B	52 kW	72	39
80 B4 Stufenheck (8C2) 1.9 TDI	1Z	09.91 - 12.94	1896	D	66 kW	69	25
80 B4 Stufenheck (8C2) 1.9 TD	AAZ	09.91 - 12.94	1896	D	55 kW	69	25
80 B4 Stufenheck (8C2) 2.0 E 16V quattro	ACE	04.92 - 12.94	1984	B	103 kW	85	74
80 B4 Stufenheck (8C2) 2.0 E 16V	6A	09.91 - 07.92	1984	B	101 kW	85	74
80 B4 Stufenheck (8C2) 2.0 E 16V	ACE	08.92 - 12.94	1984	B	103 kW	85	74
80 B4 Stufenheck (8C2) 2.0 E quattro	ABK	09.91 - 07.95	1984	B	85 kW	85	74
80 B4 Stufenheck (8C2) 2.0 E	ABK	09.91 - 12.94	1984	B	85 kW	85	74
80 B4 Stufenheck (8C2) 2.0 quattro	ADW	11.93 - 07.94	1984	B	79 kW	85	74
80 B4 Stufenheck (8C2) 2.0	ABT	09.91 - 12.94	1984	B	66 kW	85	74
80 B4 Stufenheck (8C2) 2.3 E quattro	NG	09.91 - 12.94	2309	B	98 kW	84	73
80 B4 Stufenheck (8C2) 2.3 E	NG	09.91 - 12.94	2309	B	98 kW	84	73
80 QUATTRO (85) 2.2 quattro	HY	12.84 - 07.87	2226	B	100 kW	83	69
80 QUATTRO (85) 2.2 quattro	JT	12.84 - 07.87	2226	B	89 kW	83	69
80 QUATTRO (85) 2.2 quattro	KV	12.84 - 07.87	2226	B	100 kW	83	69
90 B2 (813, 814, 853) 1.6 TD	CY	10.85 - 01.87	1588	D	51 kW	65	14
90 B2 (813, 814, 853) 2.0 quattro	JS	08.84 - 08.86	1994	B	85 kW	83	69
90 B2 (813, 814, 853) 2.0	HP	10.84 - 03.87	1994	B	85 kW	83	69
90 B2 (813, 814, 853) 2.0	JS	10.84 - 03.87	1994	B	85 kW	83	69
90 B2 (813, 814, 853) 2.0	SK	03.86 - 03.87	1994	B	83 kW	83	69
90 B2 (813, 814, 853) 2.2 E quattro	JT	08.85 - 03.87	2226	B	88 kW	83	69
90 B2 (813, 814, 853) 2.2 E quattro	KV	11.84 - 03.87	2226	B	100 kW	83	69
90 B2 (813, 814, 853) 2.2	HY	10.84 - 03.87	2226	B	100 kW	83	69
90 B2 (813, 814, 853) 2.2	KV	10.84 - 03.87	2226	B	100 kW	83	69
90 B2 (813, 814, 853) 2.2	KX	01.85 - 03.87	2226	B	85 kW	83	69
90 B3 (893, 894, 8A2) 1.6 TD	RA	04.87 - 09.91	1588	D	59 kW	66	17
90 B3 (893, 894, 8A2) 1.6 TD	SB	04.87 - 09.91	1588	D	59 kW	66	17
90 B3 (893, 894, 8A2) 1.8 E	DZ	08.89 - 08.91	1781	B	82 kW	82	67
90 B3 (893, 894, 8A2) 2.0 20 V quattro	NM	08.88 - 09.91	1994	B	118 kW	83	69
90 B3 (893, 894, 8A2) 2.0 20 V	NM	08.89 - 07.91	1994	B	118 kW	83	69
90 B3 (893, 894, 8A2) 2.0 E	3A	08.89 - 10.90	1984	B	83 kW	85	74
90 B3 (893, 894, 8A2) 2.0 quattro	6A	08.89 - 07.90	1984	B	101 kW	85	74
90 B3 (893, 894, 8A2) 2.0	3A	09.87 - 03.91	1984	B	80 kW	85	74
90 B3 (893, 894, 8A2) 2.0	PS	07.88 - 09.91	1994	B	85 kW	83	69
90 B3 (893, 894, 8A2) 2.2 E quattro	KV	04.87 - 09.91	2226	B	100 kW	83	69
90 B3 (893, 894, 8A2) 2.2 E	KV	04.87 - 07.91	2226	B	100 kW	83	69
90 B3 (893, 894, 8A2) 2.3 E 20V quattro	7A	06.88 - 09.91	2309	B	125 kW	84	73
90 B3 (893, 894, 8A2) 2.3 E 20V quattro	7A	04.90 - 09.91	2309	B	123 kW	84	73
90 B3 (893, 894, 8A2) 2.3 E 20V	7A	04.90 - 07.91	2309	B	123 kW	84	73
90 B3 (893, 894, 8A2) 2.3 E 20V	7A	08.88 - 07.91	2309	B	125 kW	84	73
90 B3 (893, 894, 8A2) 2.3 E quattro	NG	04.87 - 07.91	2309	B	100 kW	84	73








							
90 B3 (893, 894, 8A2) 2.3 E quattro	NG	04.87 - 09.91	2309	B	98 kW	84	73
90 B3 (893, 894, 8A2) 2.3 E	NG	04.87 - 07.91	2309	B	100 kW	84	73
90 B3 (893, 894, 8A2) 2.3 E	NG	04.87 - 09.91	2309	B	98 kW	84	73
A1 (8X1, 8XK) 1.2 TFSI	CBZA	05.10 - 04.15	1197	B	63 kW	62	4
A1 (8X1, 8XK) 1.4 TFSI	CAVG	01.11 - 04.15	1390	B	136 kW	64	12
A1 (8X1, 8XK) 1.4 TFSI	CAXA	05.10 - 04.15	1390	B	90 kW	64	11
A1 (8X1, 8XK) 1.4 TFSI	CNVA	05.10 - 04.15	1390	B	90 kW	64	11
A1 (8X1, 8XK) 1.4 TFSI	CTHG	01.11 - 04.15	1390	B	136 kW	64	12
A1 (8X1, 8XK) 1.4 TFSI	CTJA	01.11 - 04.15	1390	B	136 kW	64	12
A1 (8X1, 8XK) 1.6 TDI	CAYB	03.11 - 04.15	1598	D	66 kW	70	31
A1 (8X1, 8XK) 1.6 TDI	CAYC	05.10 - 04.15	1598	D	77 kW	70	31
A1 (8X1, 8XK) 1.6 TDI	CXMA	11.14 - 10.18	1598	D	85 kW	70	32
A1 (8X1, 8XK) 1.8 TFSI	DAJB	02.15 - 10.18	1798	B	141 kW	87	87
A1 (8X1, 8XK) 2.0 TDI	CFHB	05.12 - 04.15	1968	D	100 kW	81	62
A1 (8X1, 8XK) 2.0 TDI	CFHD	09.11 - 04.15	1968	D	105 kW	81	63
A1 (8X1, 8XK) S1 quattro	CWZA	03.14 - 10.18	1984	B	170 kW	87	84
A1 Sportback (8XA, 8XF) 1.2 TFSI	CBZA	11.11 - 04.15	1197	B	63 kW	62	4
A1 Sportback (8XA, 8XF) 1.4 TFSI	CAVG	11.11 - 04.15	1390	B	136 kW	64	12
A1 Sportback (8XA, 8XF) 1.4 TFSI	CAXA	11.11 - 04.15	1390	B	90 kW	64	11
A1 Sportback (8XA, 8XF) 1.4 TFSI	CNVA	11.11 - 04.15	1390	B	90 kW	64	11
A1 Sportback (8XA, 8XF) 1.4 TFSI	CTHG	11.11 - 04.15	1390	B	136 kW	64	12
A1 Sportback (8XA, 8XF) 1.4 TFSI	CTJA	11.11 - 04.15	1390	B	136 kW	64	12
A1 Sportback (8XA, 8XF) 1.6 TDI	CAYB	11.11 - 04.15	1598	D	66 kW	70	31
A1 Sportback (8XA, 8XF) 1.6 TDI	CAYC	11.11 - 04.15	1598	D	77 kW	70	31
A1 Sportback (8XA, 8XF) 1.6 TDI	CXMA	11.14 - 10.18	1598	D	85 kW	70	32
A1 Sportback (8XA, 8XF) 1.8 TFSI	DAJB	02.15 - 10.18	1798	B	141 kW	87	87
A1 Sportback (8XA, 8XF) 2.0 TDI	CFHB	05.12 - 04.15	1968	D	100 kW	81	62
A1 Sportback (8XA, 8XF) 2.0 TDI	CFHD	09.11 - 04.15	1968	D	105 kW	81	63
A1 Sportback (8XA, 8XF) S1 quattro	CWZA	03.14 - 10.18	1984	B	170 kW	87	84
A1 Sportback (GBA) 40 TFSI	CZPC	09.18	1984	B	147 kW	87	87
A1 Sportback (GBA) 40 TFSI	DKZC	09.18	1984	B	147 kW	87	87
A2 (8Z0) 1.4 TDI	AMF	02.00 - 08.05	1422	D	55 kW	70	30
A2 (8Z0) 1.4 TDI	ATL	11.03 - 08.05	1422	D	66 kW	70	30
A2 (8Z0) 1.4 TDI	BHC	02.00 - 08.05	1422	D	55 kW	70	30
A2 (8Z0) 1.4	AUA	02.00 - 08.05	1390	B	55 kW	64	10
A2 (8Z0) 1.4	BBY	02.00 - 08.05	1390	B	55 kW	64	10
A2 (8Z0) 1.6 FSI	BAD	05.02 - 08.05	1598	B	81 kW	64	12
A3 (8L1) 1.6	AEH	09.96 - 09.06	1595	B	74 kW	73	41
A3 (8L1) 1.6	AKL	09.96 - 09.06	1595	B	74 kW	76	47
A3 (8L1) 1.6	APF	09.96 - 09.06	1595	B	74 kW	73	41
A3 (8L1) 1.6	AVU	05.00 - 06.03	1595	B	75 kW	79	57
A3 (8L1) 1.6	BAH	07.02 - 12.04	1598	B	74 kW	64	12
A3 (8L1) 1.6	BFQ	05.00 - 06.03	1595	B	75 kW	79	57
A3 (8L1) 1.8 T quattro	AGU	12.96 - 05.03	1781	B	110 kW	75	46
A3 (8L1) 1.8 T quattro	AJQ	10.98 - 05.03	1781	B	132 kW	75	46
A3 (8L1) 1.8 T quattro	AQA	12.96 - 05.03	1781	B	110 kW	77	51
A3 (8L1) 1.8 T quattro	ARX	12.96 - 05.03	1781	B	110 kW	78	55
A3 (8L1) 1.8 T quattro	ARY	10.98 - 05.03	1781	B	132 kW	78	55
A3 (8L1) 1.8 T	AGU	12.96 - 09.06	1781	B	110 kW	75	46
A3 (8L1) 1.8 T	AJQ	12.98 - 09.06	1781	B	132 kW	75	46
A3 (8L1) 1.8 T	APP	12.98 - 09.06	1781	B	132 kW	77	51
A3 (8L1) 1.8 T	AQA	12.96 - 09.06	1781	B	110 kW	77	51
A3 (8L1) 1.8 T	ARY	12.98 - 09.06	1781	B	132 kW	78	55
A3 (8L1) 1.8 T	ARZ	12.96 - 09.06	1781	B	110 kW	77	51
A3 (8L1) 1.8 T	AUM	12.96 - 09.06	1781	B	110 kW	78	55
A3 (8L1) 1.8 T	AUQ	12.98 - 09.06	1781	B	132 kW	78	55
A3 (8L1) 1.8	AGN	09.96 - 09.06	1781	B	92 kW	74	43
A3 (8L1) 1.8	APG	09.96 - 09.06	1781	B	92 kW	77	50
A3 (8L1) 1.9 TDI quattro	ASZ	08.00 - 05.03	1896	D	96 kW	69	26
A3 (8L1) 1.9 TDI	AGR	09.96 - 09.01	1896	D	66 kW	69	25
A3 (8L1) 1.9 TDI	AHF	08.97 - 07.01	1896	D	81 kW	68	24
A3 (8L1) 1.9 TDI	ALH	09.96 - 09.01	1896	D	66 kW	69	25

			ccm		kw		1 POS
A3 (8L1) 1.9 TDI	ASV	08.97 - 07.01	1896	D	81 kW	70	28
A3 (8L1) 1.9 TDI	ASZ	08.00 - 05.03	1896	D	96 kW	69	26
A3 (8L1) 1.9 TDI	ATD	10.00 - 05.03	1896	D	74 kW	69	27
A3 (8L1) 1.9 TDI	AXR	10.00 - 05.03	1896	D	74 kW	70	29
A3 (8L1) S3 quattro	AMK	03.99 - 12.02	1781	B	154 kW	77	51
A3 (8L1) S3 quattro	APY	03.99 - 12.02	1781	B	154 kW	77	51
A3 (8L1) S3 quattro	AUL	03.99 - 12.02	1781	B	154 kW	77	51
A3 (8L1) S3 quattro	BAM	08.01 - 06.03	1781	B	165 kW	77	51
A3 (8P1) 1.2 TSI	CBZB	04.10 - 08.12	1197	B	77 kW	62	4
A3 (8P1) 1.4 TFSI	CAXC	09.07 - 08.12	1390	B	92 kW	64	11
A3 (8P1) 1.4 TFSI	CMSA	09.07 - 08.12	1390	B	92 kW	64	12
A3 (8P1) 1.6 E-Power	CCSA	01.11 - 08.12	1595	B/E	75 kW	79	57
A3 (8P1) 1.6 E-Power	CMXA	01.11 - 08.12	1595	B/E	75 kW	79	57
A3 (8P1) 1.6 FSI	BAG	08.03 - 09.07	1598	B	85 kW	64	12
A3 (8P1) 1.6 FSI	BLF	08.03 - 09.07	1598	B	85 kW	64	11
A3 (8P1) 1.6 FSI	BLP	08.03 - 09.07	1598	B	85 kW	64	11
A3 (8P1) 1.6 TDI	CAYB	05.09 - 08.12	1598	D	66 kW	70	31
A3 (8P1) 1.6 TDI	CAYC	05.09 - 08.12	1598	D	77 kW	70	31
A3 (8P1) 1.6	BGU	05.03 - 08.12	1595	B	75 kW	79	57
A3 (8P1) 1.6	BSE	05.03 - 08.12	1595	B	75 kW	79	57
A3 (8P1) 1.6	BSF	05.03 - 08.12	1595	B	75 kW	79	57
A3 (8P1) 1.6	CCSA	05.03 - 08.12	1595	B	75 kW	79	57
A3 (8P1) 1.8 TFSI quattro	CDAA	07.08 - 08.12	1798	B	118 kW	86	82
A3 (8P1) 1.8 TFSI	BYT	11.06 - 08.12	1798	B	118 kW	86	79
A3 (8P1) 1.8 TFSI	BZB	11.06 - 08.12	1798	B	118 kW	86	79
A3 (8P1) 1.8 TFSI	CDAA	11.06 - 08.12	1798	B	118 kW	86	82
A3 (8P1) 1.9 TDI	BKC	05.03 - 05.10	1896	D	77 kW	70	29
A3 (8P1) 1.9 TDI	BLS	05.03 - 05.10	1896	D	77 kW	70	29
A3 (8P1) 1.9 TDI	BXE	05.03 - 05.10	1896	D	77 kW	70	29
A3 (8P1) 2.0 FSI	AXW	05.03 - 03.10	1984	B	110 kW	86	78
A3 (8P1) 2.0 FSI	BLR	05.03 - 03.10	1984	B	110 kW	86	78
A3 (8P1) 2.0 FSI	BLX	05.03 - 03.10	1984	B	110 kW	86	78
A3 (8P1) 2.0 FSI	BLY	05.03 - 03.10	1984	B	110 kW	86	78
A3 (8P1) 2.0 FSI	BMB	05.03 - 03.10	1984	B	110 kW	86	78
A3 (8P1) 2.0 FSI	BVY	05.03 - 03.10	1984	B	110 kW	86	78
A3 (8P1) 2.0 FSI	BVZ	05.03 - 03.10	1984	B	110 kW	86	78
A3 (8P1) 2.0 TDI 16V quattro	BKD	08.04 - 08.12	1968	D	103 kW	80	60
A3 (8P1) 2.0 TDI 16V quattro	CBAB	08.04 - 08.12	1968	D	103 kW	81	62
A3 (8P1) 2.0 TDI 16V quattro	CFFB	08.04 - 08.12	1968	D	103 kW	81	62
A3 (8P1) 2.0 TDI 16V	BKD	05.03 - 08.12	1968	D	103 kW	80	60
A3 (8P1) 2.0 TDI 16V	CBAB	05.03 - 08.12	1968	D	103 kW	81	62
A3 (8P1) 2.0 TDI 16V	CBEA	05.03 - 08.12	1968	D	103 kW	81	63
A3 (8P1) 2.0 TDI 16V	CFFB	05.03 - 08.12	1968	D	103 kW	81	62
A3 (8P1) 2.0 TDI 16V	CLJA	05.03 - 08.12	1968	D	103 kW	81	62
A3 (8P1) 2.0 TDI quattro	AZV	05.03 - 06.08	1968	D	100 kW	80	60
A3 (8P1) 2.0 TDI quattro	BMM	01.06 - 06.08	1968	D	103 kW	81	61
A3 (8P1) 2.0 TDI quattro	BMN	03.06 - 08.12	1968	D	125 kW	80	60
A3 (8P1) 2.0 TDI quattro	CBBB	03.06 - 08.12	1968	D	125 kW	81	62
A3 (8P1) 2.0 TDI quattro	CFGB	03.06 - 08.12	1968	D	125 kW	81	62
A3 (8P1) 2.0 TDI	AZV	05.03 - 08.12	1968	D	100 kW	80	60
A3 (8P1) 2.0 TDI	BMM	06.05 - 06.08	1968	D	103 kW	81	61
A3 (8P1) 2.0 TDI	BMN	03.06 - 08.12	1968	D	125 kW	80	60
A3 (8P1) 2.0 TDI	BUY	06.06 - 06.08	1968	D	120 kW	81	63
A3 (8P1) 2.0 TDI	CBAA	05.03 - 08.12	1968	D	100 kW	81	62
A3 (8P1) 2.0 TDI	CBBB	03.06 - 08.12	1968	D	125 kW	81	62
A3 (8P1) 2.0 TDI	CFFA	05.03 - 08.12	1968	D	100 kW	81	62
A3 (8P1) 2.0 TDI	CFGB	03.06 - 08.12	1968	D	125 kW	81	62
A3 (8P1) 2.0 TFSI quattro	AXX	09.04 - 08.12	1984	B	147 kW	86	78
A3 (8P1) 2.0 TFSI quattro	BWA	09.04 - 08.12	1984	B	147 kW	86	78
A3 (8P1) 2.0 TFSI quattro	CBFA	09.04 - 08.12	1984	B	147 kW	86	81
A3 (8P1) 2.0 TFSI quattro	CCTA	09.04 - 08.12	1984	B	147 kW	86	81
A3 (8P1) 2.0 TFSI quattro	CCZA	09.04 - 08.12	1984	B	147 kW	86	81








							
A3 (8P1) 2.0 TFSI	AXX	09.04 - 08.12	1984	B	147 kW	86	78
A3 (8P1) 2.0 TFSI	BWA	09.04 - 08.12	1984	B	147 kW	86	78
A3 (8P1) 2.0 TFSI	CAWB	09.04 - 08.12	1984	B	147 kW	86	79
A3 (8P1) 2.0 TFSI	CCZA	09.04 - 08.12	1984	B	147 kW	86	81
A3 (8P1) S3 quattro	BHZ	11.06 - 08.12	1984	B	195 kW	86	80
A3 (8P1) S3 quattro	BZC	02.07 - 08.12	1984	B	188 kW	86	80
A3 (8P1) S3 quattro	CDLA	11.06 - 08.12	1984	B	195 kW	87	83
A3 (8P1) S3 quattro	CDLC	02.07 - 08.12	1984	B	188 kW	87	83
A3 (8V1, 8VK) 1.6 TDI	CLHA	10.12 - 05.15	1598	D	77 kW	70	33
A3 (8V1, 8VK) 1.6 TDI	CRKB	09.13 - 12.17	1598	D	81 kW	70	33
A3 (8V1, 8VK) 1.6 TDI	CXXB	09.13 - 12.17	1598	D	81 kW	70	33
A3 (8V1, 8VK) 1.6 TDI	DBKA	09.13 - 12.17	1598	D	81 kW	70	33
A3 (8V1, 8VK) 1.6 TDI	DDYA	02.17 - 10.20	1598	D	85 kW	70	33
A3 (8V1, 8VK) 1.6 TDI	DGTE	02.17 - 10.20	1598	D	85 kW	70	33
A3 (8V1, 8VK) 1.8 TFSI quattro	CJSB	08.12 - 08.16	1798	B	132 kW	87	87
A3 (8V1, 8VK) 1.8 TFSI	CJSA	04.12 - 08.16	1798	B	132 kW	87	87
A3 (8V1, 8VK) 2.0 TDI quattro	CRBC	10.12 - 12.17	1968	D	110 kW	81	63
A3 (8V1, 8VK) 2.0 TDI quattro	CRLB	10.12 - 12.17	1968	D	110 kW	81	63
A3 (8V1, 8VK) 2.0 TDI quattro	CUNA	12.12 - 12.17	1968	D	135 kW	81	63
A3 (8V1, 8VK) 2.0 TDI quattro	DCYA	10.12 - 12.17	1968	D	110 kW	81	63
A3 (8V1, 8VK) 2.0 TDI quattro	DGCA	12.12 - 12.17	1968	D	135 kW	81	63
A3 (8V1, 8VK) 2.0 TDI	CRBC	04.12 - 12.17	1968	D	110 kW	81	63
A3 (8V1, 8VK) 2.0 TDI	CRFA	01.13 - 08.16	1968	D	81 kW	81	63
A3 (8V1, 8VK) 2.0 TDI	CRFC	09.12 - 10.20	1968	D	105 kW	81	63
A3 (8V1, 8VK) 2.0 TDI	CRLB	04.12 - 12.17	1968	D	110 kW	81	63
A3 (8V1, 8VK) 2.0 TDI	CRUA	04.12 - 12.17	1968	D	110 kW	81	63
A3 (8V1, 8VK) 2.0 TDI	CUNA	05.13 - 12.17	1968	D	135 kW	81	63
A3 (8V1, 8VK) 2.0 TDI	DBGA	04.12 - 12.17	1968	D	110 kW	81	64
A3 (8V1, 8VK) 2.0 TDI	DCYA	04.12 - 12.17	1968	D	110 kW	81	63
A3 (8V1, 8VK) 2.0 TDI	DEJA	04.12 - 12.17	1968	D	110 kW	81	64
A3 (8V1, 8VK) 2.0 TDI	DGCA	05.13 - 12.17	1968	D	135 kW	81	63
A3 (8V1, 8VK) 2.0 TFSI quattro	CZPB	05.16 - 12.17	1984	B	140 kW	87	87
A3 (8V1, 8VK) 2.0 TFSI	CZPB	05.16 - 12.18	1984	B	140 kW	87	87
A3 (8V1, 8VK) S3 quattro	CJXB	02.13 - 07.14	1984	B	206 kW	87	84
A3 (8V1, 8VK) S3 quattro	CJXC	11.12 - 08.16	1984	B	221 kW	87	84
A3 (8V1, 8VK) S3 quattro	CJXD	07.16 - 12.17	1984	B	213 kW	87	84
A3 (8V1, 8VK) S3 quattro	CJXF	05.14 - 08.16	1984	B	210 kW	87	84
A3 (8V1, 8VK) S3 quattro	CJXG	06.16 - 12.17	1984	B	228 kW	87	84
A3 (8V1, 8VK) S3 quattro	DJHA	06.16 - 12.17	1984	B	228 kW	87	84
A3 (8V1, 8VK) S3 quattro	DJHB	07.16 - 12.17	1984	B	213 kW	87	84
A3 Cabriolet (8P7) 1.2 TFSI	CBZB	03.10 - 05.13	1197	B	77 kW	62	4
A3 Cabriolet (8P7) 1.4 TFSI	CAXC	02.11 - 05.13	1390	B	92 kW	64	11
A3 Cabriolet (8P7) 1.6 TDI	CAYC	05.09 - 05.13	1598	D	77 kW	70	31
A3 Cabriolet (8P7) 1.6	BSE	09.08 - 05.10	1595	B	75 kW	79	57
A3 Cabriolet (8P7) 1.8 TFSI	BZB	04.08 - 05.13	1798	B	118 kW	86	79
A3 Cabriolet (8P7) 1.8 TFSI	CDAA	04.08 - 05.13	1798	B	118 kW	86	82
A3 Cabriolet (8P7) 1.9 TDI	BLS	04.08 - 10.09	1896	D	77 kW	70	29
A3 Cabriolet (8P7) 2.0 TDI	CBAA	04.08 - 05.13	1968	D	100 kW	81	62
A3 Cabriolet (8P7) 2.0 TDI	CBAB	04.08 - 05.13	1968	D	103 kW	81	62
A3 Cabriolet (8P7) 2.0 TDI	CFFA	04.08 - 05.13	1968	D	100 kW	81	62
A3 Cabriolet (8P7) 2.0 TDI	CFFB	04.08 - 05.13	1968	D	103 kW	81	62
A3 Cabriolet (8P7) 2.0 TFSI	CAWB	04.08 - 05.13	1984	B	147 kW	86	79
A3 Cabriolet (8P7) 2.0 TFSI	CCZA	04.08 - 05.13	1984	B	147 kW	86	81
A3 Cabriolet (8V7, 8VE) 1.6 TDI	CRKB	02.14 - 10.20	1598	D	81 kW	70	33
A3 Cabriolet (8V7, 8VE) 1.6 TDI	CXXB	02.14 - 10.20	1598	D	81 kW	70	33
A3 Cabriolet (8V7, 8VE) 1.6 TDI	DDYA	04.17 - 10.20	1598	D	85 kW	70	33
A3 Cabriolet (8V7, 8VE) 1.8 TFSI quattro	CJSB	03.14	1798	B	132 kW	87	87
A3 Cabriolet (8V7, 8VE) 1.8 TFSI	CJSA	10.13 - 07.18	1798	B	132 kW	87	87
A3 Cabriolet (8V7, 8VE) 1.8 TFSI	CJSB	10.13 - 07.18	1798	B	132 kW	87	87
A3 Cabriolet (8V7, 8VE) 1.8 TFSI	CNSB	05.14 - 10.20	1798	B	125 kW	87	87
A3 Cabriolet (8V7, 8VE) 2.0 TDI quattro	CRLB	03.14 - 10.20	1968	D	110 kW	81	63
A3 Cabriolet (8V7, 8VE) 2.0 TDI quattro	CUNA	05.14 - 10.20	1968	D	135 kW	81	63

			ccm		kw		1 POS
A3 Cabriolet (8V7, 8VE) 2.0 TDI quattro	DCYA	03.14 - 10.20	1968	D	110 kW	81	63
A3 Cabriolet (8V7, 8VE) 2.0 TDI quattro	DGCA	05.14 - 10.20	1968	D	135 kW	81	63
A3 Cabriolet (8V7, 8VE) 2.0 TDI	CRLB	10.13 - 10.20	1968	D	110 kW	81	63
A3 Cabriolet (8V7, 8VE) 2.0 TDI	CUNA	05.14	1968	D	135 kW	81	63
A3 Cabriolet (8V7, 8VE) 2.0 TDI	DCYA	10.13 - 10.20	1968	D	110 kW	81	63
A3 Cabriolet (8V7, 8VE) 2.0 TDI	DGCA	05.14	1968	D	135 kW	81	63
A3 Cabriolet (8V7, 8VE) 2.0 TFSI quattro	CNTC	05.14 - 10.20	1984	B	162 kW	87	85
A3 Cabriolet (8V7, 8VE) 2.0 TFSI quattro	CZPB	05.16 - 10.20	1984	B	140 kW	87	87
A3 Cabriolet (8V7, 8VE) 2.0 TFSI	CZPB	05.16 - 10.20	1984	B	140 kW	87	87
A3 Cabriolet (8V7, 8VE) 40 TFSI quattro	DKZA	11.18 - 10.20	1984	B	140 kW	87	87
A3 Cabriolet (8V7, 8VE) 40 TFSI	DKZA	11.18 - 10.20	1984	B	140 kW	87	87
A3 Cabriolet (8V7, 8VE) S3 quattro	CJXC	04.14 - 10.20	1984	B	221 kW	87	84
A3 Cabriolet (8V7, 8VE) S3 quattro	CJXF	03.14	1984	B	210 kW	87	84
A3 Cabriolet (8V7, 8VE) S3 quattro	CJXG	07.16 - 10.20	1984	B	228 kW	87	84
A3 Cabriolet (8V7, 8VE) S3 quattro	DJHA	07.16 - 10.20	1984	B	228 kW	87	84
A3 Cabriolet (8V7, 8VE) S3 quattro	DJHB	07.16 - 10.20	1984	B	213 kW	87	84
A3 Cabriolet (8V7, 8VE) S3 quattro	DNUE	04.14 - 10.20	1984	B	221 kW	87	84
A3 Limousine (8VS, 8VM) 1.6 TDI quattro	CXXB	05.15	1598	D	81 kW	70	33
A3 Limousine (8VS, 8VM) 1.6 TDI	CLHA	09.13	1598	D	77 kW	70	33
A3 Limousine (8VS, 8VM) 1.6 TDI	CRKB	05.14 - 10.20	1598	D	81 kW	70	33
A3 Limousine (8VS, 8VM) 1.6 TDI	CXXB	05.14 - 10.20	1598	D	81 kW	70	33
A3 Limousine (8VS, 8VM) 1.6 TDI	DBKA	05.14 - 10.20	1598	D	81 kW	70	33
A3 Limousine (8VS, 8VM) 1.6 TDI	DDYA	03.17 - 10.20	1598	D	85 kW	70	33
A3 Limousine (8VS, 8VM) 1.8 TFSI quattro	CJSB	11.13	1798	B	132 kW	87	87
A3 Limousine (8VS, 8VM) 1.8 TFSI	CJSA	05.13	1798	B	132 kW	87	87
A3 Limousine (8VS, 8VM) 1.8 TFSI	CJSB	05.13	1798	B	132 kW	87	87
A3 Limousine (8VS, 8VM) 1.8 TFSI	CNSB	11.13 - 10.20	1798	B	125 kW	87	87
A3 Limousine (8VS, 8VM) 2.0 TDI quattro	CRBC	10.13 - 10.20	1968	D	110 kW	81	63
A3 Limousine (8VS, 8VM) 2.0 TDI quattro	CRLB	10.13 - 10.20	1968	D	110 kW	81	63
A3 Limousine (8VS, 8VM) 2.0 TDI quattro	CUNA	05.14 - 07.18	1968	D	135 kW	81	63
A3 Limousine (8VS, 8VM) 2.0 TDI quattro	DCYA	10.13 - 10.20	1968	D	110 kW	81	63
A3 Limousine (8VS, 8VM) 2.0 TDI quattro	DGCA	05.14 - 07.18	1968	D	135 kW	81	63
A3 Limousine (8VS, 8VM) 2.0 TDI	CRBC	05.13 - 10.20	1968	D	110 kW	81	63
A3 Limousine (8VS, 8VM) 2.0 TDI	CRFA	05.13 - 10.20	1968	D	81 kW	81	63
A3 Limousine (8VS, 8VM) 2.0 TDI	CRFC	10.13 - 10.20	1968	D	105 kW	81	63
A3 Limousine (8VS, 8VM) 2.0 TDI	CRLB	05.13 - 10.20	1968	D	110 kW	81	63
A3 Limousine (8VS, 8VM) 2.0 TDI	CRUA	05.13 - 10.20	1968	D	110 kW	81	63
A3 Limousine (8VS, 8VM) 2.0 TDI	CUNA	05.14 - 07.18	1968	D	135 kW	81	63
A3 Limousine (8VS, 8VM) 2.0 TDI	DBGA	05.13 - 10.20	1968	D	110 kW	81	64
A3 Limousine (8VS, 8VM) 2.0 TDI	DCYA	05.13 - 10.20	1968	D	110 kW	81	63
A3 Limousine (8VS, 8VM) 2.0 TDI	DEJA	05.13 - 10.20	1968	D	110 kW	81	64
A3 Limousine (8VS, 8VM) 2.0 TDI	DEJB	05.13 - 10.20	1968	D	81 kW	81	64
A3 Limousine (8VS, 8VM) 2.0 TDI	DFGA	05.13 - 10.20	1968	D	110 kW	81	64
A3 Limousine (8VS, 8VM) 2.0 TDI	DGCA	05.14 - 07.18	1968	D	135 kW	81	63
A3 Limousine (8VS, 8VM) 2.0 TFSI quattro	CNTC	11.13 - 10.20	1984	B	162 kW	87	85
A3 Limousine (8VS, 8VM) 2.0 TFSI quattro	CZPB	05.16 - 10.20	1984	B	140 kW	87	87
A3 Limousine (8VS, 8VM) 2.0 TFSI quattro	DKZA	05.16 - 10.20	1984	B	140 kW	87	87
A3 Limousine (8VS, 8VM) 2.0 TFSI	CHHB	11.15 - 10.20	1984	B	162 kW	87	84
A3 Limousine (8VS, 8VM) 2.0 TFSI	CNTC	11.15 - 10.20	1984	B	162 kW	87	85
A3 Limousine (8VS, 8VM) 2.0 TFSI	CZPB	05.16 - 10.20	1984	B	140 kW	87	87
A3 Limousine (8VS, 8VM) 2.0 TFSI	DKZA	05.16 - 10.20	1984	B	140 kW	87	87
A3 Limousine (8VS, 8VM) 30 TDI	DGTE	07.18 - 10.20	1598	D	85 kW	70	33
A3 Limousine (8VS, 8VM) 35 TDI	DFGA	07.18 - 10.20	1968	D	110 kW	81	64
A3 Limousine (8VS, 8VM) 40 TDI quattro	DJGA	07.18 - 07.19	1968	D	135 kW	81	64
A3 Limousine (8VS, 8VM) 40 TFSI quattro	DKZA	07.18 - 10.20	1984	B	140 kW	87	87
A3 Limousine (8VS, 8VM) 40 TFSI	DKZA	07.18 - 10.20	1984	B	140 kW	87	87
A3 Limousine (8VS, 8VM) S3 quattro	CJXB	10.13	1984	B	206 kW	87	84
A3 Limousine (8VS, 8VM) S3 quattro	CJXC	10.13 - 10.20	1984	B	221 kW	87	84
A3 Limousine (8VS, 8VM) S3 quattro	CJXD	08.16 - 10.20	1984	B	213 kW	87	84
A3 Limousine (8VS, 8VM) S3 quattro	CJXF	05.14	1984	B	210 kW	87	84
A3 Limousine (8VS, 8VM) S3 quattro	CJXG	06.16 - 10.20	1984	B	228 kW	87	84
A3 Limousine (8VS, 8VM) S3 quattro	CYFB	05.14 - 10.20	1984	B	215 kW	87	84








A3 Limousine (8VS, 8VM) S3 quattro	DJHA	06.16 - 10.20	1984	B	228 kW	87	84
A3 Limousine (8VS, 8VM) S3 quattro	DJHB	08.16 - 10.20	1984	B	213 kW	87	84
A3 Limousine (8VS, 8VM) S3 quattro	DJJA	05.14 - 10.20	1984	B	215 kW	87	85
A3 Limousine (8VS, 8VM) S3 quattro	DLRA	05.14 - 10.20	1984	B	215 kW	87	84
A3 Limousine (8VS, 8VM) S3 quattro	DNUE	10.13 - 10.20	1984	B	221 kW	87	84
A3 Limousine (8YS) 40 TFSI	CZPB	05.21	1984	B	140 kW	87	87
A3 Sportback (8PA) 1.2 TSI	CBZB	04.10 - 03.13	1197	B	77 kW	62	4
A3 Sportback (8PA) 1.4 TFSI	CAXC	09.07 - 12.15	1390	B	92 kW	64	11
A3 Sportback (8PA) 1.4 TFSI	CMSA	09.07 - 12.15	1390	B	92 kW	64	12
A3 Sportback (8PA) 1.6 E-Power	CCSA	01.11 - 03.13	1595	B/E	75 kW	79	57
A3 Sportback (8PA) 1.6 E-Power	CMXA	01.11 - 03.13	1595	B/E	75 kW	79	57
A3 Sportback (8PA) 1.6 FSI	BLF	09.04 - 09.07	1598	B	85 kW	64	11
A3 Sportback (8PA) 1.6 FSI	BLP	09.04 - 09.07	1598	B	85 kW	64	11
A3 Sportback (8PA) 1.6 TDI	CAYB	05.09 - 03.13	1598	D	66 kW	70	31
A3 Sportback (8PA) 1.6 TDI	CAYC	05.09 - 03.13	1598	D	77 kW	70	31
A3 Sportback (8PA) 1.6	BGU	09.04 - 03.13	1595	B	75 kW	79	57
A3 Sportback (8PA) 1.6	BSE	09.04 - 03.13	1595	B	75 kW	79	57
A3 Sportback (8PA) 1.6	BSF	09.04 - 03.13	1595	B	75 kW	79	57
A3 Sportback (8PA) 1.6	CCSA	09.04 - 03.13	1595	B	75 kW	79	57
A3 Sportback (8PA) 1.8 TFSI quattro	CDAA	07.08 - 03.13	1798	B	118 kW	86	82
A3 Sportback (8PA) 1.8 TFSI	BYT	11.06 - 12.14	1798	B	118 kW	86	79
A3 Sportback (8PA) 1.8 TFSI	BZB	11.06 - 12.14	1798	B	118 kW	86	79
A3 Sportback (8PA) 1.8 TFSI	CDAA	11.06 - 12.14	1798	B	118 kW	86	82
A3 Sportback (8PA) 1.9 TDI	BKC	09.04 - 05.10	1896	D	77 kW	70	29
A3 Sportback (8PA) 1.9 TDI	BLS	09.04 - 05.10	1896	D	77 kW	70	29
A3 Sportback (8PA) 1.9 TDI	BXE	09.04 - 05.10	1896	D	77 kW	70	29
A3 Sportback (8PA) 2.0 FSI	AXW	09.04 - 06.08	1984	B	110 kW	86	78
A3 Sportback (8PA) 2.0 FSI	BLR	09.04 - 06.08	1984	B	110 kW	86	78
A3 Sportback (8PA) 2.0 FSI	BLX	09.04 - 06.08	1984	B	110 kW	86	78
A3 Sportback (8PA) 2.0 FSI	BLY	09.04 - 06.08	1984	B	110 kW	86	78
A3 Sportback (8PA) 2.0 FSI	BMB	09.04 - 06.08	1984	B	110 kW	86	78
A3 Sportback (8PA) 2.0 FSI	BVY	09.04 - 06.08	1984	B	110 kW	86	78
A3 Sportback (8PA) 2.0 FSI	BVZ	09.04 - 06.08	1984	B	110 kW	86	78
A3 Sportback (8PA) 2.0 TDI 16V quattro	BKD	11.05 - 03.13	1968	D	103 kW	80	60
A3 Sportback (8PA) 2.0 TDI 16V quattro	CBAB	11.05 - 03.13	1968	D	103 kW	81	62
A3 Sportback (8PA) 2.0 TDI 16V quattro	CFFB	11.05 - 03.13	1968	D	103 kW	81	62
A3 Sportback (8PA) 2.0 TDI 16V	BKD	09.04 - 12.13	1968	D	103 kW	80	60
A3 Sportback (8PA) 2.0 TDI 16V	CBAB	09.04 - 12.13	1968	D	103 kW	81	62
A3 Sportback (8PA) 2.0 TDI 16V	CBEA	09.04 - 12.13	1968	D	103 kW	81	63
A3 Sportback (8PA) 2.0 TDI 16V	CFFB	09.04 - 12.13	1968	D	103 kW	81	62
A3 Sportback (8PA) 2.0 TDI 16V	CLJA	09.04 - 12.13	1968	D	103 kW	81	62
A3 Sportback (8PA) 2.0 TDI quattro	BMM	01.06 - 06.08	1968	D	103 kW	81	61
A3 Sportback (8PA) 2.0 TDI quattro	BMN	03.06 - 03.13	1968	D	125 kW	80	60
A3 Sportback (8PA) 2.0 TDI quattro	CBBB	03.06 - 03.13	1968	D	125 kW	81	62
A3 Sportback (8PA) 2.0 TDI quattro	CFGB	03.06 - 03.13	1968	D	125 kW	81	62
A3 Sportback (8PA) 2.0 TDI	AZV	09.04 - 03.13	1968	D	100 kW	80	60
A3 Sportback (8PA) 2.0 TDI	BMM	06.05 - 06.08	1968	D	103 kW	81	61
A3 Sportback (8PA) 2.0 TDI	BMN	03.06 - 03.13	1968	D	125 kW	80	60
A3 Sportback (8PA) 2.0 TDI	BUY	06.06 - 06.08	1968	D	120 kW	81	63
A3 Sportback (8PA) 2.0 TDI	CBAA	09.04 - 03.13	1968	D	100 kW	81	62
A3 Sportback (8PA) 2.0 TDI	CBBB	03.06 - 03.13	1968	D	125 kW	81	62
A3 Sportback (8PA) 2.0 TDI	CBEA	01.10 - 03.13	1968	D	104 kW	81	63
A3 Sportback (8PA) 2.0 TDI	CFFA	09.04 - 03.13	1968	D	100 kW	81	62
A3 Sportback (8PA) 2.0 TDI	CFGB	03.06 - 03.13	1968	D	125 kW	81	62
A3 Sportback (8PA) 2.0 TFSI quattro	AXX	09.04 - 12.13	1984	B	147 kW	86	78
A3 Sportback (8PA) 2.0 TFSI quattro	BPY	09.04 - 12.13	1984	B	147 kW	86	78
A3 Sportback (8PA) 2.0 TFSI quattro	BWA	09.04 - 12.13	1984	B	147 kW	86	78
A3 Sportback (8PA) 2.0 TFSI quattro	CBFA	09.04 - 12.13	1984	B	147 kW	86	81
A3 Sportback (8PA) 2.0 TFSI quattro	CCTA	09.04 - 12.13	1984	B	147 kW	86	81
A3 Sportback (8PA) 2.0 TFSI quattro	CCZA	09.04 - 12.13	1984	B	147 kW	86	81
A3 Sportback (8PA) 2.0 TFSI	AXX	09.04 - 12.14	1984	B	147 kW	86	78
A3 Sportback (8PA) 2.0 TFSI	BPY	09.04 - 12.14	1984	B	147 kW	86	78

			ccm		kW		1 POS
A3 Sportback (8PA) 2.0 TFSI	BWA	09.04 - 12.14	1984	B	147 kW	86	78
A3 Sportback (8PA) 2.0 TFSI	CAWB	09.04 - 12.14	1984	B	147 kW	86	79
A3 Sportback (8PA) 2.0 TFSI	CBFA	09.04 - 12.14	1984	B	147 kW	86	81
A3 Sportback (8PA) 2.0 TFSI	CCTA	09.04 - 12.14	1984	B	147 kW	86	81
A3 Sportback (8PA) 2.0 TFSI	CCZA	09.04 - 12.14	1984	B	147 kW	86	81
A3 Sportback (8PA) S3 quattro	BHZ	06.08 - 03.13	1984	B	195 kW	86	80
A3 Sportback (8PA) S3 quattro	CDLA	06.08 - 03.13	1984	B	195 kW	87	83
A3 Sportback (8PA) S3 quattro	CDLC	07.08 - 03.13	1984	B	188 kW	87	83
A3 Sportback (8VA, 8VF) 1.6 TDI quattro	CXXB	05.15 - 08.16	1598	D	81 kW	70	33
A3 Sportback (8VA, 8VF) 1.6 TDI	CLHA	10.12	1598	D	77 kW	70	33
A3 Sportback (8VA, 8VF) 1.6 TDI	CRKB	09.13 - 10.20	1598	D	81 kW	70	33
A3 Sportback (8VA, 8VF) 1.6 TDI	CXXB	09.13 - 10.20	1598	D	81 kW	70	33
A3 Sportback (8VA, 8VF) 1.6 TDI	DBKA	09.13 - 10.20	1598	D	81 kW	70	33
A3 Sportback (8VA, 8VF) 1.6 TDI	DDYA	02.17 - 10.20	1598	D	85 kW	70	33
A3 Sportback (8VA, 8VF) 1.8 TFSI quattro	CJSB	05.13	1798	B	132 kW	87	87
A3 Sportback (8VA, 8VF) 1.8 TFSI	CJSA	09.12	1798	B	132 kW	87	87
A3 Sportback (8VA, 8VF) 1.8 TFSI	CJSB	09.12	1798	B	132 kW	87	87
A3 Sportback (8VA, 8VF) 2.0 45 TFSI	CHHB	02.15 - 08.16	1984	B	162 kW	87	84
A3 Sportback (8VA, 8VF) 2.0 TDI quattro	CRBC	02.13 - 10.20	1968	D	110 kW	81	63
A3 Sportback (8VA, 8VF) 2.0 TDI quattro	CRLB	02.13 - 10.20	1968	D	110 kW	81	63
A3 Sportback (8VA, 8VF) 2.0 TDI quattro	CUNA	05.13 - 07.18	1968	D	135 kW	81	63
A3 Sportback (8VA, 8VF) 2.0 TDI quattro	DCYA	02.13 - 10.20	1968	D	110 kW	81	63
A3 Sportback (8VA, 8VF) 2.0 TDI quattro	DGCA	05.13 - 07.18	1968	D	135 kW	81	63
A3 Sportback (8VA, 8VF) 2.0 TDI	CRBC	09.12 - 10.20	1968	D	110 kW	81	63
A3 Sportback (8VA, 8VF) 2.0 TDI	CRFA	05.13 - 10.20	1968	D	81 kW	81	63
A3 Sportback (8VA, 8VF) 2.0 TDI	CRFC	03.13 - 10.20	1968	D	105 kW	81	63
A3 Sportback (8VA, 8VF) 2.0 TDI	CRLB	09.12 - 10.20	1968	D	110 kW	81	63
A3 Sportback (8VA, 8VF) 2.0 TDI	CRUA	09.12 - 10.20	1968	D	110 kW	81	63
A3 Sportback (8VA, 8VF) 2.0 TDI	CUNA	05.13 - 07.18	1968	D	135 kW	81	63
A3 Sportback (8VA, 8VF) 2.0 TDI	DBGA	09.12 - 10.20	1968	D	110 kW	81	64
A3 Sportback (8VA, 8VF) 2.0 TDI	DCYA	09.12 - 10.20	1968	D	110 kW	81	63
A3 Sportback (8VA, 8VF) 2.0 TDI	DEJA	09.12 - 10.20	1968	D	110 kW	81	64
A3 Sportback (8VA, 8VF) 2.0 TDI	DFGA	09.12 - 10.20	1968	D	110 kW	81	64
A3 Sportback (8VA, 8VF) 2.0 TDI	DGCA	05.13 - 07.18	1968	D	135 kW	81	63
A3 Sportback (8VA, 8VF) 2.0 TFSI quattro	CZPB	05.16 - 10.20	1984	B	140 kW	87	87
A3 Sportback (8VA, 8VF) 2.0 TFSI quattro	DKZA	05.16 - 10.20	1984	B	140 kW	87	87
A3 Sportback (8VA, 8VF) 2.0 TFSI	CZPB	05.16 - 10.20	1984	B	140 kW	87	87
A3 Sportback (8VA, 8VF) 2.0 TFSI	DKZA	05.16 - 10.20	1984	B	140 kW	87	87
A3 Sportback (8VA, 8VF) 30 TDI	DGTE	07.18 - 10.20	1598	D	85 kW	70	33
A3 Sportback (8VA, 8VF) 35 TDI	DFGA	07.18 - 10.20	1968	D	110 kW	81	64
A3 Sportback (8VA, 8VF) 40 TDI quattro	DJGA	07.18 - 10.20	1968	D	135 kW	81	64
A3 Sportback (8VA, 8VF) 40 TFSI quattro	DKZA	07.18 - 10.20	1984	B	140 kW	87	87
A3 Sportback (8VA, 8VF) 40 TFSI	DKZA	07.18 - 10.20	1984	B	140 kW	87	87
A3 Sportback (8VA, 8VF) S3 quattro	CJXB	05.13	1984	B	206 kW	87	84
A3 Sportback (8VA, 8VF) S3 quattro	CJXC	11.12 - 10.20	1984	B	221 kW	87	84
A3 Sportback (8VA, 8VF) S3 quattro	CJXD	07.16 - 10.20	1984	B	213 kW	87	84
A3 Sportback (8VA, 8VF) S3 quattro	CJXF	05.14 - 08.16	1984	B	210 kW	87	84
A3 Sportback (8VA, 8VF) S3 quattro	CJXG	06.16 - 10.20	1984	B	228 kW	87	84
A3 Sportback (8VA, 8VF) S3 quattro	DJHA	06.16 - 10.20	1984	B	228 kW	87	84
A3 Sportback (8VA, 8VF) S3 quattro	DJHB	07.16 - 10.20	1984	B	213 kW	87	84
A3 Sportback (8VA, 8VF) S3 quattro	DNUE	11.12 - 10.20	1984	B	221 kW	87	84
A3 Sportback (8YA) 2.0 40 TFSI	CZPB	05.21	1984	B	140 kW	87	87
A4 Allroad B8 (8KH) 2.0 TDI quattro	CAGA	09.09 - 05.16	1968	D	105 kW	81	62
A4 Allroad B8 (8KH) 2.0 TDI quattro	CAGB	09.09 - 05.16	1968	D	100 kW	81	62
A4 Allroad B8 (8KH) 2.0 TDI quattro	CAHA	04.09 - 05.16	1968	D	125 kW	81	62
A4 Allroad B8 (8KH) 2.0 TDI quattro	CAHB	04.09 - 05.16	1968	D	120 kW	81	62
A4 Allroad B8 (8KH) 2.0 TDI quattro	CGLC	11.11 - 05.16	1968	D	130 kW	81	63
A4 Allroad B8 (8KH) 2.0 TDI quattro	CGLD	04.09 - 05.16	1968	D	120 kW	81	63
A4 Allroad B8 (8KH) 2.0 TDI quattro	CJCA	09.09 - 05.16	1968	D	105 kW	81	63
A4 Allroad B8 (8KH) 2.0 TDI quattro	CJCB	09.09 - 05.16	1968	D	100 kW	81	63
A4 Allroad B8 (8KH) 2.0 TDI quattro	CJCD	05.13 - 05.16	1968	D	110 kW	81	63
A4 Allroad B8 (8KH) 2.0 TDI quattro	CNHA	09.13 - 05.16	1968	D	140 kW	81	64








A4 Allroad B8 (8KH) 2.0 TDI quattro	CNHC	04.09 - 05.16	1968	D	120 kW	81	63
A4 Allroad B8 (8KH) 2.0 TDI quattro	CSUA	05.13 - 05.16	1968	D	110 kW	81	63
A4 Allroad B8 (8KH) 2.0 TDI quattro	CSUB	09.09 - 05.16	1968	D	100 kW	81	63
A4 Allroad B8 (8KH) 2.0 TFSI Flexfuel quattro	CPMA	09.12 - 12.13	1984	B/E	155 kW	86	81
A4 Allroad B8 (8KH) 2.0 TFSI Flexfuel quattro	CPMB	05.13 - 05.16	1984	B/E	162 kW	86	81
A4 Allroad B8 (8KH) 2.0 TFSI quattro	CDNC	04.09 - 05.16	1984	B	155 kW	86	81
A4 Allroad B8 (8KH) 2.0 TFSI quattro	CNCD	05.13 - 05.16	1984	B	165 kW	87	84
A4 Allroad B8 (8KH) 2.0 TFSI quattro	CPMA	04.09 - 05.16	1984	B	155 kW	86	81
A4 Allroad B8 (8KH) 2.0 TFSI quattro	CPMB	05.13 - 05.16	1984	B	162 kW	86	81
A4 Allroad B9 (8WH, 8WJ) 2.0 TFSI quattro	CYMC	01.16	1984	B	185 kW	87	86
A4 Allroad B9 (8WH, 8WJ) 2.0 TFSI quattro	CYRB	01.16	1984	B	185 kW	87	84
A4 Allroad B9 (8WH, 8WJ) 2.0 TFSI quattro	CYRC	05.16 - 10.19	1984	B	183 kW	87	84
A4 B5 (8D2) 1.6	ADP	11.94 - 10.00	1595	B	74 kW	72	39
A4 B5 (8D2) 1.6	AHL	11.94 - 10.00	1595	B	74 kW	74	44
A4 B5 (8D2) 1.6	ALZ	07.00 - 11.00	1595	B	75 kW	79	57
A4 B5 (8D2) 1.6	ANA	11.94 - 10.00	1595	B	74 kW	79	57
A4 B5 (8D2) 1.6	ARM	11.94 - 10.00	1595	B	74 kW	78	53
A4 B5 (8D2) 1.8 T quattro	AEB	01.95 - 08.01	1781	B	110 kW	84	71
A4 B5 (8D2) 1.8 T quattro	AJL	12.97 - 11.00	1781	B	132 kW	73	42
A4 B5 (8D2) 1.8 T quattro	ANB	01.95 - 08.01	1781	B	110 kW	77	50
A4 B5 (8D2) 1.8 T quattro	APU	01.95 - 08.01	1781	B	110 kW	77	51
A4 B5 (8D2) 1.8 T quattro	ARK	01.95 - 08.01	1781	B	110 kW	77	52
A4 B5 (8D2) 1.8 T quattro	ATW	01.95 - 08.01	1781	B	110 kW	78	54
A4 B5 (8D2) 1.8 T quattro	AWM	09.00 - 12.01	1781	B	125 kW	78	55
A4 B5 (8D2) 1.8 T quattro	AWT	01.95 - 08.01	1781	B	110 kW	78	55
A4 B5 (8D2) 1.8 T	AEB	01.95 - 12.01	1781	B	110 kW	84	71
A4 B5 (8D2) 1.8 T	AJL	12.97 - 11.00	1781	B	132 kW	73	42
A4 B5 (8D2) 1.8 T	ANB	01.95 - 12.01	1781	B	110 kW	77	50
A4 B5 (8D2) 1.8 T	APU	01.95 - 12.01	1781	B	110 kW	77	51
A4 B5 (8D2) 1.8 T	ARK	01.95 - 12.01	1781	B	110 kW	77	52
A4 B5 (8D2) 1.8 T	ATW	01.95 - 12.01	1781	B	110 kW	78	54
A4 B5 (8D2) 1.8 T	AWT	01.95 - 12.01	1781	B	110 kW	78	55
A4 B5 (8D2) 1.8 quattro	ADR	01.95 - 11.00	1781	B	92 kW	72	40
A4 B5 (8D2) 1.8 quattro	AFY	07.95 - 11.00	1781	B	85 kW	73	42
A4 B5 (8D2) 1.8 quattro	APT	01.95 - 11.00	1781	B	92 kW	77	50
A4 B5 (8D2) 1.8 quattro	ARG	01.95 - 11.00	1781	B	92 kW	77	50
A4 B5 (8D2) 1.8	ADR	11.94 - 11.00	1781	B	92 kW	72	40
A4 B5 (8D2) 1.8	AFY	04.95 - 11.00	1781	B	85 kW	73	42
A4 B5 (8D2) 1.8	APT	11.94 - 11.00	1781	B	92 kW	77	50
A4 B5 (8D2) 1.8	ARG	11.94 - 11.00	1781	B	92 kW	77	50
A4 B5 (8D2) 1.8	AVV	11.94 - 11.00	1781	B	92 kW	77	50
A4 B5 (8D2) 1.9 TDI quattro	AFN	09.96 - 11.00	1896	D	81 kW	70	28
A4 B5 (8D2) 1.9 TDI quattro	AJM	03.00 - 11.00	1896	D	85 kW	69	27
A4 B5 (8D2) 1.9 TDI quattro	ATJ	03.00 - 11.00	1896	D	85 kW	69	27
A4 B5 (8D2) 1.9 TDI quattro	AVG	09.96 - 11.00	1896	D	81 kW	70	28
A4 B5 (8D2) 1.9 TDI	1Z	01.95 - 11.00	1896	D	66 kW	69	25
A4 B5 (8D2) 1.9 TDI	AFF	12.95 - 11.00	1896	D	55 kW	68	23
A4 B5 (8D2) 1.9 TDI	AFN	10.95 - 11.00	1896	D	81 kW	70	28
A4 B5 (8D2) 1.9 TDI	AHH	01.95 - 11.00	1896	D	66 kW	69	25
A4 B5 (8D2) 1.9 TDI	AHU	01.95 - 11.00	1896	D	66 kW	69	25
A4 B5 (8D2) 1.9 TDI	AJM	08.98 - 11.00	1896	D	85 kW	69	27
A4 B5 (8D2) 1.9 TDI	AVG	10.95 - 11.00	1896	D	81 kW	70	28
A4 B5 Avant (8D5) 1.6	ADP	11.94 - 09.01	1595	B	74 kW	72	39
A4 B5 Avant (8D5) 1.6	AHL	11.94 - 09.01	1595	B	74 kW	74	44
A4 B5 Avant (8D5) 1.6	ALZ	07.00 - 09.01	1595	B	75 kW	79	57
A4 B5 Avant (8D5) 1.6	ANA	11.94 - 09.01	1595	B	74 kW	79	57
A4 B5 Avant (8D5) 1.6	ARM	11.94 - 09.01	1595	B	74 kW	78	53
A4 B5 Avant (8D5) 1.8 T quattro	AEB	01.96 - 09.01	1781	B	110 kW	84	71
A4 B5 Avant (8D5) 1.8 T quattro	AJL	12.97 - 09.01	1781	B	132 kW	73	42
A4 B5 Avant (8D5) 1.8 T quattro	ANB	01.96 - 09.01	1781	B	110 kW	77	50
A4 B5 Avant (8D5) 1.8 T quattro	APU	01.96 - 09.01	1781	B	110 kW	77	51
A4 B5 Avant (8D5) 1.8 T quattro	ARK	01.96 - 09.01	1781	B	110 kW	77	52

			ccm		kw		1 POS
A4 B5 Avant (8D5) 1.8 T quattro	ATW	01.96 - 09.01	1781	B	110 kW	78	54
A4 B5 Avant (8D5) 1.8 T quattro	AWT	01.96 - 09.01	1781	B	110 kW	78	55
A4 B5 Avant (8D5) 1.8 T	AEB	10.95 - 09.01	1781	B	110 kW	84	71
A4 B5 Avant (8D5) 1.8 T	AJL	12.97 - 09.01	1781	B	132 kW	73	42
A4 B5 Avant (8D5) 1.8 T	ANB	10.95 - 09.01	1781	B	110 kW	77	50
A4 B5 Avant (8D5) 1.8 T	APU	10.95 - 09.01	1781	B	110 kW	77	51
A4 B5 Avant (8D5) 1.8 T	ARK	10.95 - 09.01	1781	B	110 kW	77	52
A4 B5 Avant (8D5) 1.8 T	AWT	10.95 - 09.01	1781	B	110 kW	78	55
A4 B5 Avant (8D5) 1.8 quattro	ADR	01.96 - 09.01	1781	B	92 kW	72	40
A4 B5 Avant (8D5) 1.8 quattro	AFY	07.95 - 09.01	1781	B	85 kW	73	42
A4 B5 Avant (8D5) 1.8 quattro	APT	01.96 - 09.01	1781	B	92 kW	77	50
A4 B5 Avant (8D5) 1.8 quattro	ARG	01.96 - 09.01	1781	B	92 kW	77	50
A4 B5 Avant (8D5) 1.8	ADR	11.94 - 09.01	1781	B	92 kW	72	40
A4 B5 Avant (8D5) 1.8	AFY	07.95 - 09.01	1781	B	85 kW	73	42
A4 B5 Avant (8D5) 1.8	APT	11.94 - 09.01	1781	B	92 kW	77	50
A4 B5 Avant (8D5) 1.8	ARG	11.94 - 09.01	1781	B	92 kW	77	50
A4 B5 Avant (8D5) 1.8	AVV	11.94 - 09.01	1781	B	92 kW	77	50
A4 B5 Avant (8D5) 1.9 Hybrid	AHU	03.98 - 06.00	1896	D/E	66 kW	69	25
A4 B5 Avant (8D5) 1.9 TDI quattro	AFN	09.96 - 09.01	1896	D	81 kW	70	28
A4 B5 Avant (8D5) 1.9 TDI quattro	AJM	03.00 - 09.01	1896	D	85 kW	69	27
A4 B5 Avant (8D5) 1.9 TDI quattro	AJM	03.00 - 09.01	1896	D	85 kW	69	27
A4 B5 Avant (8D5) 1.9 TDI quattro	ATJ	03.00 - 09.01	1896	D	85 kW	69	27
A4 B5 Avant (8D5) 1.9 TDI quattro	AVG	09.96 - 09.01	1896	D	81 kW	70	28
A4 B5 Avant (8D5) 1.9 TDI	1Z	02.96 - 09.01	1896	D	66 kW	69	25
A4 B5 Avant (8D5) 1.9 TDI	AFF	03.96 - 09.01	1896	D	55 kW	68	23
A4 B5 Avant (8D5) 1.9 TDI	AFN	02.96 - 09.01	1896	D	81 kW	70	28
A4 B5 Avant (8D5) 1.9 TDI	AHH	02.96 - 09.01	1896	D	66 kW	69	25
A4 B5 Avant (8D5) 1.9 TDI	AHU	02.96 - 09.01	1896	D	66 kW	69	25
A4 B5 Avant (8D5) 1.9 TDI	AJM	03.97 - 09.01	1896	D	85 kW	69	27
A4 B5 Avant (8D5) 1.9 TDI	ATJ	03.97 - 09.01	1896	D	85 kW	69	27
A4 B5 Avant (8D5) 1.9 TDI	AVG	02.96 - 09.01	1896	D	81 kW	70	28
A4 B6 (8E2) 1.6	ALZ	11.00 - 12.04	1595	B	75 kW	79	57
A4 B6 (8E2) 1.8 T quattro	AMB	07.01 - 12.05	1781	B	125 kW	76	48
A4 B6 (8E2) 1.8 T quattro	AVJ	11.00 - 07.02	1781	B	110 kW	79	56
A4 B6 (8E2) 1.8 T quattro	AWM	07.01 - 12.05	1781	B	125 kW	78	55
A4 B6 (8E2) 1.8 T quattro	BEX	11.02 - 12.04	1781	B	140 kW	79	56
A4 B6 (8E2) 1.8 T quattro	BFB	07.02 - 12.04	1781	B	120 kW	79	56
A4 B6 (8E2) 1.8 T	AMB	07.01 - 12.05	1781	B	125 kW	76	48
A4 B6 (8E2) 1.8 T	AVJ	11.00 - 12.04	1781	B	110 kW	79	56
A4 B6 (8E2) 1.8 T	AWM	01.01 - 12.04	1781	B	127 kW	78	55
A4 B6 (8E2) 1.8 T	BEX	11.02 - 12.04	1781	B	140 kW	79	56
A4 B6 (8E2) 1.8 T	BFB	07.02 - 12.04	1781	B	120 kW	79	56
A4 B6 (8E2) 1.9 TDI quattro	AVF	11.01 - 12.04	1896	D	96 kW	69	26
A4 B6 (8E2) 1.9 TDI	AVB	05.01 - 12.04	1896	D	74 kW	69	27
A4 B6 (8E2) 1.9 TDI	AVF	11.00 - 12.04	1896	D	96 kW	69	26
A4 B6 (8E2) 1.9 TDI	AWX	11.00 - 12.04	1896	D	96 kW	69	26
A4 B6 (8E2) 1.9 TDI	BKE	06.04 - 12.04	1896	D	85 kW	69	26
A4 B6 (8E2) 2.0 FSI	AWA	07.02 - 12.04	1984	B	110 kW	86	78
A4 B6 (8E2) 2.0	ALT	11.00 - 12.04	1984	B	96 kW	86	78
A4 B6 Avant (8E5) 1.6	ALZ	09.01 - 12.04	1595	B	75 kW	79	57
A4 B6 Avant (8E5) 1.8 T quattro	AMB	09.01 - 12.05	1781	B	125 kW	76	48
A4 B6 Avant (8E5) 1.8 T quattro	AVJ	07.01 - 07.02	1781	B	110 kW	79	56
A4 B6 Avant (8E5) 1.8 T quattro	AWM	04.01 - 12.04	1781	B	127 kW	78	55
A4 B6 Avant (8E5) 1.8 T quattro	BEX	11.02 - 12.04	1781	B	140 kW	79	56
A4 B6 Avant (8E5) 1.8 T quattro	BFB	07.02 - 12.04	1781	B	120 kW	79	56
A4 B6 Avant (8E5) 1.8 T	AVJ	09.01 - 07.02	1781	B	110 kW	79	56
A4 B6 Avant (8E5) 1.8 T	BEX	11.02 - 12.04	1781	B	140 kW	79	56
A4 B6 Avant (8E5) 1.8 T	BFB	07.02 - 12.04	1781	B	120 kW	79	56
A4 B6 Avant (8E5) 1.9 TDI quattro	AVF	11.01 - 12.04	1896	D	96 kW	69	26
A4 B6 Avant (8E5) 1.9 TDI	AVB	11.01 - 12.04	1896	D	74 kW	69	27
A4 B6 Avant (8E5) 1.9 TDI	AVF	09.01 - 12.04	1896	D	96 kW	69	26
A4 B6 Avant (8E5) 1.9 TDI	AWX	09.01 - 12.04	1896	D	96 kW	69	26








A4 B6 Avant (8E5) 1.9 TDI	BKE	06.04 - 12.04	1896	D	85 kW	69	26
A4 B6 Avant (8E5) 2.0 FSI	AWA	07.02 - 12.04	1984	B	110 kW	86	78
A4 B6 Avant (8E5) 2.0	ALT	09.01 - 12.04	1984	B	96 kW	86	78
A4 B6 Cabriolet (8H7) 1.8 T quattro	AMB	09.03 - 12.04	1781	B	127 kW	76	48
A4 B6 Cabriolet (8H7) 1.8 T quattro	BFB	05.03 - 12.05	1781	B	120 kW	79	56
A4 B6 Cabriolet (8H7) 1.8 T	AMB	10.02 - 12.06	1781	B	125 kW	76	48
A4 B6 Cabriolet (8H7) 1.8 T	BFB	07.02 - 12.05	1781	B	120 kW	79	56
A4 B6 Cabriolet (8H7) 2.0	ALT	09.04 - 12.05	1984	B	96 kW	86	78
A4 B7 (8EC) 1.6	ALZ	11.04 - 06.08	1595	B	75 kW	79	57
A4 B7 (8EC) 1.8 T quattro	BFB	11.04 - 06.08	1781	B	120 kW	79	56
A4 B7 (8EC) 1.8 T	AMB	01.05 - 12.05	1781	B	125 kW	76	48
A4 B7 (8EC) 1.8 T	BFB	11.04 - 06.08	1781	B	120 kW	79	56
A4 B7 (8EC) 1.9 TDI	BKE	11.04 - 06.08	1896	D	85 kW	69	26
A4 B7 (8EC) 1.9 TDI	BRB	11.04 - 06.08	1896	D	85 kW	69	26
A4 B7 (8EC) 2.0 FSI	AWA	01.05 - 07.05	1984	B	110 kW	86	78
A4 B7 (8EC) 2.0 TDI 16V	BLB	11.04 - 06.08	1968	D	103 kW	80	60
A4 B7 (8EC) 2.0 TDI 16V	BRE	11.04 - 06.08	1968	D	103 kW	80	60
A4 B7 (8EC) 2.0 TDI quattro	BPW	01.06 - 06.08	1968	D	103 kW	81	61
A4 B7 (8EC) 2.0 TDI quattro	BRD	06.06 - 06.08	1968	D	125 kW	80	60
A4 B7 (8EC) 2.0 TDI quattro	BVA	06.06 - 06.08	1968	D	120 kW	80	60
A4 B7 (8EC) 2.0 TDI	BNA	11.04 - 06.08	1968	D	100 kW	80	60
A4 B7 (8EC) 2.0 TDI	BPW	11.04 - 06.08	1968	D	103 kW	81	61
A4 B7 (8EC) 2.0 TDI	BRD	06.06 - 06.08	1968	D	125 kW	80	60
A4 B7 (8EC) 2.0 TDI	BRF	11.04 - 06.08	1968	D	100 kW	80	60
A4 B7 (8EC) 2.0 TDI	BVA	06.06 - 06.08	1968	D	120 kW	80	60
A4 B7 (8EC) 2.0 TDI	BVF	11.05 - 11.06	1968	D	93 kW	80	60
A4 B7 (8EC) 2.0 TDI	BVG	09.05 - 10.07	1968	D	89 kW	80	60
A4 B7 (8EC) 2.0 TFSI quattro	BGB	11.04 - 06.08	1984	B	147 kW	85	76
A4 B7 (8EC) 2.0 TFSI quattro	BPG	11.04 - 06.08	1984	B	147 kW	86	78
A4 B7 (8EC) 2.0 TFSI quattro	BUL	06.05 - 06.08	1984	B	162 kW	86	77
A4 B7 (8EC) 2.0 TFSI quattro	BWE	11.04 - 06.08	1984	B	147 kW	86	78
A4 B7 (8EC) 2.0 TFSI quattro	BWT	11.04 - 06.08	1984	B	147 kW	86	78
A4 B7 (8EC) 2.0 TFSI	BGB	11.04 - 06.08	1984	B	147 kW	85	76
A4 B7 (8EC) 2.0 TFSI	BPG	11.04 - 06.08	1984	B	147 kW	86	78
A4 B7 (8EC) 2.0 TFSI	BPJ	11.04 - 06.08	1984	B	125 kW	86	78
A4 B7 (8EC) 2.0 TFSI	BUL	06.05 - 06.08	1984	B	162 kW	86	77
A4 B7 (8EC) 2.0 TFSI	BWE	11.04 - 06.08	1984	B	147 kW	86	78
A4 B7 (8EC) 2.0 TFSI	BWT	11.04 - 06.08	1984	B	147 kW	86	78
A4 B7 (8EC) 2.0 TFSI	BWT	09.06 - 06.08	1984	B	149 kW	86	78
A4 B7 (8EC) 2.0 TFSI	BYK	11.04 - 06.08	1984	B	125 kW	86	78
A4 B7 (8EC) 2.0	ALT	11.04 - 06.08	1984	B	96 kW	86	78
A4 B7 Avant (8ED) 1.6	ALZ	11.04 - 06.08	1595	B	75 kW	79	57
A4 B7 Avant (8ED) 1.8 T quattro	BFB	11.04 - 06.08	1781	B	120 kW	79	56
A4 B7 Avant (8ED) 1.8 T	BFB	11.04 - 06.08	1781	B	120 kW	79	56
A4 B7 Avant (8ED) 1.9 TDI	BKE	11.04 - 06.08	1896	D	85 kW	69	26
A4 B7 Avant (8ED) 1.9 TDI	BRB	11.04 - 06.08	1896	D	85 kW	69	26
A4 B7 Avant (8ED) 2.0 TDI 16V	BLB	11.04 - 06.08	1968	D	103 kW	80	60
A4 B7 Avant (8ED) 2.0 TDI 16V	BRE	11.04 - 06.08	1968	D	103 kW	80	60
A4 B7 Avant (8ED) 2.0 TDI quattro	BPW	01.06 - 06.08	1968	D	103 kW	81	61
A4 B7 Avant (8ED) 2.0 TDI quattro	BRD	06.06 - 06.08	1968	D	125 kW	80	60
A4 B7 Avant (8ED) 2.0 TDI quattro	BVA	06.06 - 06.08	1968	D	120 kW	80	60
A4 B7 Avant (8ED) 2.0 TDI	BNA	11.04 - 06.08	1968	D	100 kW	80	60
A4 B7 Avant (8ED) 2.0 TDI	BPW	11.04 - 06.08	1968	D	103 kW	81	61
A4 B7 Avant (8ED) 2.0 TDI	BRD	06.06 - 06.08	1968	D	125 kW	80	60
A4 B7 Avant (8ED) 2.0 TDI	BRF	11.04 - 06.08	1968	D	100 kW	80	60
A4 B7 Avant (8ED) 2.0 TDI	BVA	06.06 - 06.08	1968	D	120 kW	80	60
A4 B7 Avant (8ED) 2.0 TDI	BVF	11.05 - 11.06	1968	D	93 kW	80	60
A4 B7 Avant (8ED) 2.0 TDI	BVG	09.05 - 09.06	1968	D	89 kW	80	60
A4 B7 Avant (8ED) 2.0 TFSI quattro	BGB	11.04 - 06.08	1984	B	147 kW	85	76
A4 B7 Avant (8ED) 2.0 TFSI quattro	BPG	11.04 - 06.08	1984	B	147 kW	86	78
A4 B7 Avant (8ED) 2.0 TFSI quattro	BUL	06.05 - 06.08	1984	B	162 kW	86	77
A4 B7 Avant (8ED) 2.0 TFSI quattro	BWE	11.04 - 06.08	1984	B	147 kW	86	78








			ccm		kw		1 POS
A4 B7 Avant (8ED) 2.0 TFSI quattro	BWT	11.04 - 06.08	1984	B	147 kW	86	78
A4 B7 Avant (8ED) 2.0 TFSI	BGB	11.04 - 06.08	1984	B	147 kW	85	76
A4 B7 Avant (8ED) 2.0 TFSI	BPG	11.04 - 06.08	1984	B	147 kW	86	78
A4 B7 Avant (8ED) 2.0 TFSI	BPJ	10.06 - 06.08	1984	B	125 kW	86	78
A4 B7 Avant (8ED) 2.0 TFSI	BUL	06.05 - 06.08	1984	B	162 kW	86	77
A4 B7 Avant (8ED) 2.0 TFSI	BWE	11.04 - 06.08	1984	B	147 kW	86	78
A4 B7 Avant (8ED) 2.0 TFSI	BYK	10.06 - 06.08	1984	B	125 kW	86	78
A4 B7 Avant (8ED) 2.0	ALT	11.04 - 06.08	1984	B	96 kW	86	78
A4 B7 Cabriolet (8HE) 1.8 T	BFB	01.06 - 03.09	1781	B	120 kW	79	56
A4 B7 Cabriolet (8HE) 2.0 TDI	BPW	01.06 - 03.09	1968	D	103 kW	81	61
A4 B7 Cabriolet (8HE) 2.0 TDI	BRC	01.06 - 03.09	1968	D	100 kW	81	62
A4 B7 Cabriolet (8HE) 2.0 TFSI 16V	BWE	01.06 - 12.09	1984	B	147 kW	86	78
A4 B7 Cabriolet (8HE) 2.0 TFSI 16V	BWT	01.06 - 12.09	1984	B	147 kW	86	78
A4 B7 Cabriolet (8HE) 2.0 TFSI quattro	BWT	11.05 - 12.09	1984	B	147 kW	86	78
A4 B8 (8K2) 1.8 TFSI quattro	CDHB	09.08 - 03.12	1798	B	118 kW	86	82
A4 B8 (8K2) 1.8 TFSI quattro	CJEB	11.11 - 12.15	1798	B	125 kW	87	87
A4 B8 (8K2) 1.8 TFSI	CABA	08.07 - 12.15	1798	B	88 kW	86	79
A4 B8 (8K2) 1.8 TFSI	CABB	11.07 - 12.15	1798	B	118 kW	86	79
A4 B8 (8K2) 1.8 TFSI	CDHA	08.07 - 12.15	1798	B	88 kW	86	82
A4 B8 (8K2) 1.8 TFSI	CDHB	11.07 - 12.15	1798	B	118 kW	86	82
A4 B8 (8K2) 1.8 TFSI	CJEB	09.10 - 09.16	1798	B	125 kW	87	87
A4 B8 (8K2) 1.8 T	AWT	07.08 - 05.10	1781	B	110 kW	78	55
A4 B8 (8K2) 2.0 TDI quattro	CAGA	11.08 - 12.15	1968	D	105 kW	81	62
A4 B8 (8K2) 2.0 TDI quattro	CAHA	01.08 - 03.12	1968	D	125 kW	81	62
A4 B8 (8K2) 2.0 TDI quattro	CGLC	11.11 - 12.15	1968	D	130 kW	81	63
A4 B8 (8K2) 2.0 TDI quattro	CJCA	11.08 - 12.15	1968	D	105 kW	81	63
A4 B8 (8K2) 2.0 TDI quattro	CJCD	05.13 - 12.15	1968	D	110 kW	81	63
A4 B8 (8K2) 2.0 TDI quattro	CNHA	09.13 - 12.15	1968	D	140 kW	81	64
A4 B8 (8K2) 2.0 TDI quattro	CSUA	05.13 - 12.15	1968	D	110 kW	81	63
A4 B8 (8K2) 2.0 TDI	CAGA	11.07 - 12.15	1968	D	105 kW	81	62
A4 B8 (8K2) 2.0 TDI	CAGB	11.07 - 12.15	1968	D	100 kW	81	62
A4 B8 (8K2) 2.0 TDI	CAGC	06.08 - 12.15	1968	D	88 kW	81	62
A4 B8 (8K2) 2.0 TDI	CAHA	01.08 - 03.12	1968	D	125 kW	81	62
A4 B8 (8K2) 2.0 TDI	CAHB	08.08 - 12.15	1968	D	120 kW	81	62
A4 B8 (8K2) 2.0 TDI	CGLC	11.11 - 12.15	1968	D	130 kW	81	63
A4 B8 (8K2) 2.0 TDI	CGLD	08.08 - 12.15	1968	D	120 kW	81	63
A4 B8 (8K2) 2.0 TDI	CJCA	11.07 - 12.15	1968	D	105 kW	81	63
A4 B8 (8K2) 2.0 TDI	CJCB	11.07 - 12.15	1968	D	100 kW	81	63
A4 B8 (8K2) 2.0 TDI	CJCC	06.08 - 12.15	1968	D	88 kW	81	63
A4 B8 (8K2) 2.0 TDI	CJCD	05.13 - 12.15	1968	D	110 kW	81	63
A4 B8 (8K2) 2.0 TDI	CMEA	11.07 - 12.15	1968	D	105 kW	81	63
A4 B8 (8K2) 2.0 TDI	CMFA	11.07 - 12.15	1968	D	105 kW	81	63
A4 B8 (8K2) 2.0 TDI	CMFB	05.13 - 12.15	1968	D	110 kW	81	64
A4 B8 (8K2) 2.0 TDI	CMGB	11.11 - 12.15	1968	D	130 kW	81	63
A4 B8 (8K2) 2.0 TDI	CNHA	09.13 - 12.15	1968	D	140 kW	81	64
A4 B8 (8K2) 2.0 TDI	CNHC	08.08 - 12.15	1968	D	120 kW	81	63
A4 B8 (8K2) 2.0 TDI	CSUA	05.13 - 12.15	1968	D	110 kW	81	63
A4 B8 (8K2) 2.0 TDI	CSUB	11.07 - 12.15	1968	D	100 kW	81	63
A4 B8 (8K2) 2.0 TFSI Flexfuel quattro	CPMA	09.12 - 12.13	1984	B/E	155 kW	86	81
A4 B8 (8K2) 2.0 TFSI Flexfuel quattro	CPMB	05.13 - 12.15	1984	B/E	162 kW	86	81
A4 B8 (8K2) 2.0 TFSI flexible fuel quattro	CFKA	11.09 - 12.15	1984	B/E	132 kW	86	81
A4 B8 (8K2) 2.0 TFSI flexible fuel	CFKA	11.09 - 12.15	1984	B/E	132 kW	86	81
A4 B8 (8K2) 2.0 TFSI quattro	CAEB	06.08 - 12.15	1984	B	155 kW	86	81
A4 B8 (8K2) 2.0 TFSI quattro	CAED	05.13 - 12.15	1984	B	162 kW	86	81
A4 B8 (8K2) 2.0 TFSI quattro	CDNC	06.08 - 12.15	1984	B	155 kW	86	81
A4 B8 (8K2) 2.0 TFSI quattro	CFKA	11.09 - 03.12	1984	B	132 kW	86	81
A4 B8 (8K2) 2.0 TFSI quattro	CNCD	05.13 - 12.15	1984	B	165 kW	87	84
A4 B8 (8K2) 2.0 TFSI quattro	CPMA	06.08 - 12.15	1984	B	155 kW	86	81
A4 B8 (8K2) 2.0 TFSI quattro	CPMB	05.13 - 12.15	1984	B	162 kW	86	81
A4 B8 (8K2) 2.0 TFSI	CAEA	06.08 - 12.15	1984	B	132 kW	86	79
A4 B8 (8K2) 2.0 TFSI	CAEB	06.08 - 12.14	1984	B	155 kW	86	81
A4 B8 (8K2) 2.0 TFSI	CAED	05.13 - 12.15	1984	B	162 kW	86	81








A4 B8 (8K2) 2.0 TFSI	CDNB	06.08 - 12.15	1984	B	132 kW	86	79
A4 B8 (8K2) 2.0 TFSI	CDNC	06.08 - 12.14	1984	B	155 kW	86	81
A4 B8 (8K2) 2.0 TFSI	CFKA	06.08 - 12.15	1984	B	132 kW	86	81
A4 B8 (8K2) 2.0 TFSI	CNCD	01.13 - 12.15	1984	B	165 kW	87	84
A4 B8 Avant (8K5) 1.8 TFSI quattro	CDHB	07.08 - 12.15	1798	B	118 kW	86	82
A4 B8 Avant (8K5) 1.8 TFSI quattro	CJEB	11.11 - 12.15	1798	B	125 kW	87	87
A4 B8 Avant (8K5) 1.8 TFSI	CABB	11.07 - 12.15	1798	B	118 kW	86	79
A4 B8 Avant (8K5) 1.8 TFSI	CDHA	04.08 - 12.15	1798	B	88 kW	86	82
A4 B8 Avant (8K5) 1.8 TFSI	CDHB	11.07 - 12.15	1798	B	118 kW	86	82
A4 B8 Avant (8K5) 1.8 TFSI	CJEB	11.11 - 12.15	1798	B	125 kW	87	87
A4 B8 Avant (8K5) 2.0 TDI quattro	CAGA	04.08 - 12.15	1968	D	105 kW	81	62
A4 B8 Avant (8K5) 2.0 TDI quattro	CAHA	08.08 - 03.12	1968	D	125 kW	81	62
A4 B8 Avant (8K5) 2.0 TDI quattro	CGLC	11.11 - 12.15	1968	D	130 kW	81	63
A4 B8 Avant (8K5) 2.0 TDI quattro	CJCA	04.08 - 12.15	1968	D	105 kW	81	63
A4 B8 Avant (8K5) 2.0 TDI quattro	CJCD	05.13 - 12.15	1968	D	110 kW	81	63
A4 B8 Avant (8K5) 2.0 TDI quattro	CNHA	09.13 - 12.15	1968	D	140 kW	81	64
A4 B8 Avant (8K5) 2.0 TDI quattro	CSUA	05.13 - 12.15	1968	D	110 kW	81	63
A4 B8 Avant (8K5) 2.0 TDI	CAGA	04.08 - 12.15	1968	D	105 kW	81	62
A4 B8 Avant (8K5) 2.0 TDI	CAGB	04.08 - 12.15	1968	D	100 kW	81	62
A4 B8 Avant (8K5) 2.0 TDI	CAGC	06.08 - 12.15	1968	D	88 kW	81	62
A4 B8 Avant (8K5) 2.0 TDI	CAHA	04.08 - 03.12	1968	D	125 kW	81	62
A4 B8 Avant (8K5) 2.0 TDI	CAHB	08.08 - 12.15	1968	D	120 kW	81	62
A4 B8 Avant (8K5) 2.0 TDI	CGLC	11.11 - 12.15	1968	D	130 kW	81	63
A4 B8 Avant (8K5) 2.0 TDI	CGLD	08.08 - 12.15	1968	D	120 kW	81	63
A4 B8 Avant (8K5) 2.0 TDI	CJCA	04.08 - 12.15	1968	D	105 kW	81	63
A4 B8 Avant (8K5) 2.0 TDI	CJCB	04.08 - 12.15	1968	D	100 kW	81	63
A4 B8 Avant (8K5) 2.0 TDI	CJCC	06.08 - 12.15	1968	D	88 kW	81	63
A4 B8 Avant (8K5) 2.0 TDI	CJCD	05.13 - 12.15	1968	D	110 kW	81	63
A4 B8 Avant (8K5) 2.0 TDI	CMEA	04.08 - 12.15	1968	D	105 kW	81	63
A4 B8 Avant (8K5) 2.0 TDI	CMFA	04.08 - 12.15	1968	D	105 kW	81	63
A4 B8 Avant (8K5) 2.0 TDI	CMFB	05.13 - 12.15	1968	D	110 kW	81	64
A4 B8 Avant (8K5) 2.0 TDI	CNHA	09.13 - 12.15	1968	D	140 kW	81	64
A4 B8 Avant (8K5) 2.0 TDI	CNHC	08.08 - 12.15	1968	D	120 kW	81	63
A4 B8 Avant (8K5) 2.0 TDI	CSUA	05.13 - 12.15	1968	D	110 kW	81	63
A4 B8 Avant (8K5) 2.0 TDI	CSUB	04.08 - 12.15	1968	D	100 kW	81	63
A4 B8 Avant (8K5) 2.0 TFSI flexible fuel quattro	CFKA	11.09 - 12.15	1984	B/E	132 kW	86	81
A4 B8 Avant (8K5) 2.0 TFSI flexible fuel	CFKA	11.09 - 12.15	1984	B/E	132 kW	86	81
A4 B8 Avant (8K5) 2.0 TFSI quattro	CAEB	06.08 - 12.15	1984	B	155 kW	86	81
A4 B8 Avant (8K5) 2.0 TFSI quattro	CDNC	06.08 - 12.15	1984	B	155 kW	86	81
A4 B8 Avant (8K5) 2.0 TFSI quattro	CNCD	05.13 - 12.15	1984	B	165 kW	87	84
A4 B8 Avant (8K5) 2.0 TFSI	CAEA	06.08 - 12.15	1984	B	132 kW	86	79
A4 B8 Avant (8K5) 2.0 TFSI	CAEB	06.08 - 05.13	1984	B	155 kW	86	81
A4 B8 Avant (8K5) 2.0 TFSI	CDNB	06.08 - 12.15	1984	B	132 kW	86	79
A4 B8 Avant (8K5) 2.0 TFSI	CDNC	06.08 - 05.13	1984	B	155 kW	86	81
A4 B8 Avant (8K5) 2.0 TFSI	CFKA	06.08 - 12.15	1984	B	132 kW	86	81
A4 B8 Avant (8K5) 2.0 TFSI	CNCD	01.13 - 12.15	1984	B	165 kW	87	84
A4 B9 (8W2, 8WC) 2.0 TFSI quattro	CYMC	05.15	1984	B	185 kW	87	86
A4 B9 (8W2, 8WC) 2.0 TFSI quattro	CYRB	05.15	1984	B	185 kW	87	84
A4 B9 (8W2, 8WC) 2.0 TFSI quattro	CYRC	11.15 - 11.19	1984	B	183 kW	87	84
A4 B9 (8W2, 8WC) 2.0 TFSI	CVKB	05.15	1984	B	140 kW	87	87
A4 B9 (8W2, 8WC) 2.0 TFSI	CYMC	05.15 - 11.19	1984	B	185 kW	87	86
A4 B9 (8W2, 8WC) 2.0 TFSI	CYRB	05.15 - 11.19	1984	B	185 kW	87	84
A4 B9 (8W2, 8WC) 2.0 TFSI	CYRC	11.15 - 11.19	1984	B	183 kW	87	84
A4 B9 (8W2, 8WC) 2.0 TFSI	DBPA	05.15	1984	B	140 kW	87	87
A4 B9 (8W2, 8WC) 2.0 TFSI	DEMA	05.15	1984	B	140 kW	87	87
A4 B9 (8W2, 8WC) 35 TFSI Mild Hybrid	CVKB	12.18	1984	B	110 kW	87	87
A4 B9 (8W2, 8WC) 35 TFSI Mild Hybrid	DLVB	12.18	1984	B	110 kW	87	87
A4 B9 (8W2, 8WC) 40 TFSI Mild Hybrid	DEMA	05.17	1984	B	140 kW	87	87
A4 B9 (8W2, 8WC) 40 TFSI Mild Hybrid	DKYA	05.17	1984	B	140 kW	87	87
A4 B9 (8W2, 8WC) 40 TFSI Mild Hybrid	DLVA	05.17	1984	B	140 kW	87	87
A4 B9 Avant (8W5, 8WD) 2.0 TFSI g-tron	CVLA	11.16 - 10.19	1984	B/G	125 kW	87	85
A4 B9 Avant (8W5, 8WD) 2.0 TFSI quattro	CYMC	08.15 - 10.19	1984	B	185 kW	87	86








			ccm		kW		1	POS
A4 B9 Avant (8W5, 8WD) 2.0 TFSI quattro	CYRB	08.15 - 10.19	1984	B	185 kW	87	84	
A4 B9 Avant (8W5, 8WD) 2.0 TFSI quattro	CYRC	11.15 - 10.19	1984	B	183 kW	87	84	
A4 B9 Avant (8W5, 8WD) 2.0 TFSI	CVKB	08.15	1984	B	140 kW	87	87	
A4 B9 Avant (8W5, 8WD) 2.0 TFSI	CYMC	05.16 - 10.19	1984	B	185 kW	87	86	
A4 B9 Avant (8W5, 8WD) 2.0 TFSI	CYRB	05.16 - 10.19	1984	B	185 kW	87	84	
A4 B9 Avant (8W5, 8WD) 2.0 TFSI	CYRC	05.16 - 10.19	1984	B	183 kW	87	84	
A4 B9 Avant (8W5, 8WD) 2.0 TFSI	DBPA	08.15	1984	B	140 kW	87	87	
A4 B9 Avant (8W5, 8WD) 2.0 TFSI	DEMA	08.15	1984	B	140 kW	87	87	
A4 B9 Avant (8W5, 8WD) 2.0 TFSI	DKYA	08.15	1984	B	140 kW	87	87	
A4 B9 Avant (8W5, 8WD) 35 TFSI Mild Hybrid	DLVB	12.18	1984	B	110 kW	87	87	
A4 B9 Avant (8W5, 8WD) 40 TFSI Mild Hybrid	DEMA	05.17 - 10.19	1984	B	140 kW	87	87	
A4 B9 Avant (8W5, 8WD) 40 TFSI Mild Hybrid	DKYA	05.17 - 10.19	1984	B	140 kW	87	87	
A4 B9 Avant (8W5, 8WD) 40 TFSI Mild Hybrid	DLVA	05.17 - 10.19	1984	B	140 kW	87	87	
A4 B9 Avant (8W5, 8WD) 40 TFSI g-tron	CVLA	11.16	1984	B/G	125 kW	87	85	
A5 (8T3) 1.8 TFSI	CDHB	05.09 - 03.12	1798	B	118 kW	86	82	
A5 (8T3) 1.8 TFSI	CJEB	10.07 - 01.17	1798	B	125 kW	87	87	
A5 (8T3) 1.8 TFSI	CJEE	05.15 - 01.17	1798	B	130 kW	87	87	
A5 (8T3) 2.0 TDI quattro	CAHA	08.08 - 03.12	1968	D	125 kW	81	62	
A5 (8T3) 2.0 TDI quattro	CGLC	09.11 - 01.17	1968	D	130 kW	81	63	
A5 (8T3) 2.0 TDI quattro	CNHA	09.13 - 01.17	1968	D	140 kW	81	64	
A5 (8T3) 2.0 TDI	CAHA	08.08 - 03.12	1968	D	125 kW	81	62	
A5 (8T3) 2.0 TDI	CAHB	08.08 - 01.17	1968	D	120 kW	81	62	
A5 (8T3) 2.0 TDI	CGLC	10.11 - 01.17	1968	D	130 kW	81	63	
A5 (8T3) 2.0 TDI	CGLD	08.08 - 01.17	1968	D	120 kW	81	63	
A5 (8T3) 2.0 TDI	CNHA	09.13 - 01.17	1968	D	140 kW	81	64	
A5 (8T3) 2.0 TDI	CNHC	08.08 - 01.17	1968	D	120 kW	81	63	
A5 (8T3) 2.0 TFSI Flexfuel quattro	CPMA	01.13 - 12.13	1984	B/G	155 kW	86	81	
A5 (8T3) 2.0 TFSI Flexfuel quattro	CPMB	03.12 - 01.17	1984	B/E	162 kW	86	81	
A5 (8T3) 2.0 TFSI quattro	CAEB	12.07 - 01.17	1984	B	155 kW	86	81	
A5 (8T3) 2.0 TFSI quattro	CAED	03.12 - 01.17	1984	B	162 kW	86	81	
A5 (8T3) 2.0 TFSI quattro	CDNC	12.07 - 01.17	1984	B	155 kW	86	81	
A5 (8T3) 2.0 TFSI quattro	CNCD	05.13 - 05.16	1984	B	165 kW	87	84	
A5 (8T3) 2.0 TFSI quattro	CNCE	05.15 - 01.17	1984	B	169 kW	87	84	
A5 (8T3) 2.0 TFSI quattro	CPMA	12.07 - 01.17	1984	B	155 kW	86	81	
A5 (8T3) 2.0 TFSI quattro	CPMB	03.12 - 01.17	1984	B	162 kW	86	81	
A5 (8T3) 2.0 TFSI	CDNB	12.07 - 01.13	1984	B	132 kW	86	79	
A5 (8T3) 2.0 TFSI	CDNC	12.07 - 10.16	1984	B	155 kW	86	81	
A5 (8T3) 2.0 TFSI	CNCD	05.13 - 05.16	1984	B	165 kW	87	84	
A5 (8T3) 2.0 TFSI	CNCE	08.15 - 01.17	1984	B	169 kW	87	84	
A5 (F53, F5P) 2.0 TFSI quattro	CYMC	06.16	1984	B	185 kW	87	86	
A5 (F53, F5P) 2.0 TFSI quattro	CYRB	06.16	1984	B	185 kW	87	84	
A5 (F53, F5P) 2.0 TFSI quattro	CYRC	06.16 - 02.20	1984	B	183 kW	87	84	
A5 (F53, F5P) 2.0 TFSI	CVKB	09.16	1984	B	140 kW	87	87	
A5 (F53, F5P) 2.0 TFSI	CYRB	11.16 - 02.20	1984	B	185 kW	87	84	
A5 (F53, F5P) 2.0 TFSI	DEMA	09.16	1984	B	140 kW	87	87	
A5 (F53, F5P) 2.0 TFSI	DKYA	09.16	1984	B	140 kW	87	87	
A5 (F53, F5P) 35 TFSI Mild Hybrid	DLVB	02.19	1984	B	110 kW	87	87	
A5 (F53, F5P) 40 TFSI Mild Hybrid	DEMA	05.17	1984	B	140 kW	87	87	
A5 (F53, F5P) 40 TFSI Mild Hybrid	DHDA	05.17	1984	B	140 kW	87	87	
A5 (F53, F5P) 40 TFSI Mild Hybrid	DKYA	05.17	1984	B	140 kW	87	87	
A5 (F53, F5P) 40 TFSI Mild Hybrid	DLVA	05.17	1984	B	140 kW	87	87	
A5 Cabriolet (8F7) 1.8 TFSI	CDHB	09.09 - 03.12	1798	B	118 kW	86	82	
A5 Cabriolet (8F7) 1.8 TFSI	CJEB	09.11 - 03.16	1798	B	125 kW	87	87	
A5 Cabriolet (8F7) 1.8 TFSI	CJEE	04.15 - 01.17	1798	B	130 kW	87	87	
A5 Cabriolet (8F7) 2.0 TDI quattro	CGLC	09.11 - 01.17	1968	D	130 kW	81	63	
A5 Cabriolet (8F7) 2.0 TDI quattro	CNHA	09.13 - 01.17	1968	D	140 kW	81	64	
A5 Cabriolet (8F7) 2.0 TDI	CAHA	05.09 - 03.12	1968	D	125 kW	81	62	
A5 Cabriolet (8F7) 2.0 TDI	CAHB	05.09 - 06.14	1968	D	120 kW	81	62	
A5 Cabriolet (8F7) 2.0 TDI	CGLC	10.11 - 01.17	1968	D	130 kW	81	63	
A5 Cabriolet (8F7) 2.0 TDI	CGLD	05.09 - 06.14	1968	D	120 kW	81	63	
A5 Cabriolet (8F7) 2.0 TDI	CJCA	10.11 - 05.15	1968	D	105 kW	81	63	
A5 Cabriolet (8F7) 2.0 TDI	CJCD	05.13 - 01.17	1968	D	110 kW	81	63	








							
A5 Cabriolet (8F7) 2.0 TDI	CNHA	09.13 - 01.17	1968	D	140 kW	81	64
A5 Cabriolet (8F7) 2.0 TDI	CSUA	05.13 - 01.17	1968	D	110 kW	81	63
A5 Cabriolet (8F7) 2.0 TFSI Flexfuel quattro	CPMA	01.13 - 12.13	1984	B/G	155 kW	86	81
A5 Cabriolet (8F7) 2.0 TFSI Flexfuel quattro	CPMB	03.12 - 01.17	1984	B/E	162 kW	86	81
A5 Cabriolet (8F7) 2.0 TFSI quattro	CAEB	03.09 - 01.17	1984	B	155 kW	86	81
A5 Cabriolet (8F7) 2.0 TFSI quattro	CAED	09.13 - 01.17	1984	B	162 kW	86	81
A5 Cabriolet (8F7) 2.0 TFSI quattro	CDNC	03.09 - 01.17	1984	B	155 kW	86	81
A5 Cabriolet (8F7) 2.0 TFSI quattro	CNCD	05.13 - 05.16	1984	B	165 kW	87	84
A5 Cabriolet (8F7) 2.0 TFSI quattro	CNCE	05.15 - 01.17	1984	B	169 kW	87	84
A5 Cabriolet (8F7) 2.0 TFSI quattro	CPMA	03.09 - 01.17	1984	B	155 kW	86	81
A5 Cabriolet (8F7) 2.0 TFSI quattro	CPMB	03.12 - 01.17	1984	B	162 kW	86	81
A5 Cabriolet (8F7) 2.0 TFSI	CAEA	03.09 - 12.13	1984	B	132 kW	86	79
A5 Cabriolet (8F7) 2.0 TFSI	CAEB	02.09 - 06.14	1984	B	155 kW	86	81
A5 Cabriolet (8F7) 2.0 TFSI	CAED	05.13 - 12.14	1984	B	162 kW	86	81
A5 Cabriolet (8F7) 2.0 TFSI	CDNB	03.09 - 12.13	1984	B	132 kW	86	79
A5 Cabriolet (8F7) 2.0 TFSI	CDNC	02.09 - 06.14	1984	B	155 kW	86	81
A5 Cabriolet (8F7) 2.0 TFSI	CNCD	05.13 - 05.16	1984	B	165 kW	87	84
A5 Cabriolet (8F7) 2.0 TFSI	CNCE	08.15 - 01.17	1984	B	169 kW	87	84
A5 Cabriolet (F57, F5E) 2.0 TFSI quattro	CYMC	11.16	1984	B	185 kW	87	86
A5 Cabriolet (F57, F5E) 2.0 TFSI quattro	CYRB	11.16	1984	B	185 kW	87	84
A5 Cabriolet (F57, F5E) 2.0 TFSI	CVKB	03.17 - 12.19	1984	B	140 kW	87	87
A5 Cabriolet (F57, F5E) 2.0 TFSI	CYRB	03.17 - 12.19	1984	B	185 kW	87	84
A5 Cabriolet (F57, F5E) 2.0 TFSI	DEMA	03.17 - 12.19	1984	B	140 kW	87	87
A5 Cabriolet (F57, F5E) 2.0 TFSI	DKYA	03.17 - 12.19	1984	B	140 kW	87	87
A5 Cabriolet (F57, F5E) 40 TFSI Mild Hybrid	DEMA	05.17	1984	B	140 kW	87	87
A5 Cabriolet (F57, F5E) 40 TFSI Mild Hybrid	DKYA	05.17	1984	B	140 kW	87	87
A5 Cabriolet (F57, F5E) 40 TFSI Mild Hybrid	DLVA	05.17	1984	B	140 kW	87	87
A5 Sportback (8TA) 1.8 TFSI	CDHB	11.09 - 09.11	1798	B	118 kW	86	82
A5 Sportback (8TA) 1.8 TFSI	CJEB	08.11 - 01.17	1798	B	125 kW	87	87
A5 Sportback (8TA) 1.8 TFSI	CJED	09.14 - 01.17	1798	B	106 kW	87	87
A5 Sportback (8TA) 1.8 TFSI	CJEE	05.15 - 01.17	1798	B	130 kW	87	87
A5 Sportback (8TA) 2.0 TDI quattro	CAHA	09.09 - 03.12	1968	D	125 kW	81	62
A5 Sportback (8TA) 2.0 TDI quattro	CGLC	09.11 - 01.17	1968	D	130 kW	81	63
A5 Sportback (8TA) 2.0 TDI	CNHA	09.13 - 01.17	1968	D	140 kW	81	64
A5 Sportback (8TA) 2.0 TDI	CAGA	09.09 - 01.17	1968	D	105 kW	81	62
A5 Sportback (8TA) 2.0 TDI	CAGB	09.09 - 01.17	1968	D	100 kW	81	62
A5 Sportback (8TA) 2.0 TDI	CAHA	09.09 - 03.12	1968	D	125 kW	81	62
A5 Sportback (8TA) 2.0 TDI	CAHB	09.09 - 01.17	1968	D	120 kW	81	62
A5 Sportback (8TA) 2.0 TDI	CGLC	10.11 - 01.17	1968	D	130 kW	81	63
A5 Sportback (8TA) 2.0 TDI	CGLD	09.09 - 01.17	1968	D	120 kW	81	63
A5 Sportback (8TA) 2.0 TDI	CJCA	09.09 - 01.17	1968	D	105 kW	81	63
A5 Sportback (8TA) 2.0 TDI	CJCB	09.09 - 01.17	1968	D	100 kW	81	63
A5 Sportback (8TA) 2.0 TDI	CJCD	05.13 - 01.17	1968	D	110 kW	81	63
A5 Sportback (8TA) 2.0 TDI	CMEA	09.09 - 01.17	1968	D	105 kW	81	63
A5 Sportback (8TA) 2.0 TDI	CMFA	09.09 - 01.17	1968	D	105 kW	81	63
A5 Sportback (8TA) 2.0 TDI	CMFB	05.13 - 01.17	1968	D	110 kW	81	64
A5 Sportback (8TA) 2.0 TDI	CNHA	09.13 - 01.17	1968	D	140 kW	81	64
A5 Sportback (8TA) 2.0 TDI	CNHC	09.09 - 01.17	1968	D	120 kW	81	63
A5 Sportback (8TA) 2.0 TDI	CSUA	05.13 - 01.17	1968	D	110 kW	81	63
A5 Sportback (8TA) 2.0 TDI	CSUB	09.09 - 01.17	1968	D	100 kW	81	63
A5 Sportback (8TA) 2.0 TFSI quattro	CAEB	09.09 - 01.17	1984	B	155 kW	86	81
A5 Sportback (8TA) 2.0 TFSI quattro	CDNC	09.09 - 01.17	1984	B	155 kW	86	81
A5 Sportback (8TA) 2.0 TFSI quattro	CNCD	05.13 - 12.16	1984	B	165 kW	87	84
A5 Sportback (8TA) 2.0 TFSI quattro	CNCE	05.15 - 01.17	1984	B	169 kW	87	84
A5 Sportback (8TA) 2.0 TFSI	CDNB	09.09 - 10.14	1984	B	132 kW	86	79
A5 Sportback (8TA) 2.0 TFSI	CDNC	09.09 - 12.16	1984	B	155 kW	86	81
A5 Sportback (8TA) 2.0 TFSI	CNCD	05.13 - 05.16	1984	B	165 kW	87	84
A5 Sportback (8TA) 2.0 TFSI	CNCE	08.15 - 01.17	1984	B	169 kW	87	84
A5 Sportback (F5A, F5F) 2.0 TFSI g-tron	CVLA	02.17 - 02.20	1984	B/G	125 kW	87	85
A5 Sportback (F5A, F5F) 2.0 TFSI quattro	CYMC	09.16	1984	B	185 kW	87	86
A5 Sportback (F5A, F5F) 2.0 TFSI quattro	CYRB	09.16	1984	B	185 kW	87	84
A5 Sportback (F5A, F5F) 2.0 TFSI quattro	CYRC	09.16 - 02.20	1984	B	183 kW	87	84








			ccm		kw		1 POS
A5 Sportback (F5A, F5F) 2.0 TFSI	CVKB	01.17	1984	B	140 kW	87	87
A5 Sportback (F5A, F5F) 2.0 TFSI	CYRB	11.16 - 02.20	1984	B	185 kW	87	84
A5 Sportback (F5A, F5F) 2.0 TFSI	DEMA	01.17	1984	B	140 kW	87	87
A5 Sportback (F5A, F5F) 2.0 TFSI	DKYA	01.17	1984	B	140 kW	87	87
A5 Sportback (F5A, F5F) 35 TFSI Mild Hybrid	DLVB	08.18	1984	B	110 kW	87	87
A5 Sportback (F5A, F5F) 40 TFSI Mild Hybrid	DEMA	05.17	1984	B	140 kW	87	87
A5 Sportback (F5A, F5F) 40 TFSI Mild Hybrid	DHDA	05.17	1984	B	140 kW	87	87
A5 Sportback (F5A, F5F) 40 TFSI Mild Hybrid	DKYA	05.17	1984	B	140 kW	87	87
A5 Sportback (F5A, F5F) 40 TFSI Mild Hybrid	DLVA	05.17	1984	B	140 kW	87	87
A5 Sportback (F5A, F5F) 40 TFSI g-tron	CVLA	02.17	1984	B/G	125 kW	87	85
A6 C4 (4A2) 1.8 quattro	ADR	12.95 - 10.97	1781	B	92 kW	72	40
A6 C4 (4A2) 1.8	ADR	12.95 - 10.97	1781	B	92 kW	72	40
A6 C4 (4A2) 1.9 TDI	1Z	06.94 - 10.97	1896	D	66 kW	69	25
A6 C4 (4A2) 1.9 TDI	AHU	06.94 - 10.97	1896	D	66 kW	69	25
A6 C4 (4A2) 2.0 16V quattro	ACE	06.94 - 10.97	1984	B	103 kW	85	74
A6 C4 (4A2) 2.0 16V	ACE	06.94 - 10.97	1984	B	103 kW	85	74
A6 C4 (4A2) 2.0	AAE	06.94 - 10.97	1984	B	74 kW	85	74
A6 C4 (4A2) 2.0	ABK	06.94 - 10.97	1984	B	85 kW	85	74
A6 C4 (4A2) 2.0	ADW	06.94 - 07.95	1984	B	79 kW	85	74
A6 C4 (4A2) 2.3 quattro	AAR	06.94 - 12.95	2309	B	98 kW	84	73
A6 C4 (4A2) 2.3	AAR	06.94 - 12.95	2309	B	98 kW	84	73
A6 C4 Avant (4A5) 1.8 quattro	ADR	12.95 - 12.97	1781	B	92 kW	72	40
A6 C4 Avant (4A5) 1.8	ADR	12.95 - 12.97	1781	B	92 kW	72	40
A6 C4 Avant (4A5) 1.9 TDI	1Z	06.94 - 12.97	1896	D	66 kW	69	25
A6 C4 Avant (4A5) 1.9 TDI	AHU	06.94 - 12.97	1896	D	66 kW	69	25
A6 C4 Avant (4A5) 2.0 16V quattro	ACE	06.94 - 12.97	1984	B	103 kW	85	74
A6 C4 Avant (4A5) 2.0 16V	ACE	06.94 - 12.97	1984	B	103 kW	85	74
A6 C4 Avant (4A5) 2.0	AAE	06.94 - 12.97	1984	B	74 kW	85	74
A6 C4 Avant (4A5) 2.0	ABK	06.94 - 12.97	1984	B	85 kW	85	74
A6 C4 Avant (4A5) 2.0	ADW	06.94 - 07.95	1984	B	79 kW	85	74
A6 C4 Avant (4A5) 2.3 quattro	AAR	06.94 - 12.95	2309	B	98 kW	84	73
A6 C4 Avant (4A5) 2.3	AAR	06.94 - 12.95	2309	B	98 kW	84	73
A6 C5 (4B2) 1.8 T quattro	AEB	02.97 - 01.05	1781	B	110 kW	84	71
A6 C5 (4B2) 1.8 T quattro	AJL	12.97 - 01.05	1781	B	132 kW	73	42
A6 C5 (4B2) 1.8 T quattro	ANB	02.97 - 01.05	1781	B	110 kW	77	50
A6 C5 (4B2) 1.8 T quattro	APU	02.97 - 01.05	1781	B	110 kW	77	51
A6 C5 (4B2) 1.8 T quattro	ARK	02.97 - 01.05	1781	B	110 kW	77	52
A6 C5 (4B2) 1.8 T quattro	AWT	02.97 - 01.05	1781	B	110 kW	78	55
A6 C5 (4B2) 1.8 T	AEB	01.97 - 01.05	1781	B	110 kW	84	71
A6 C5 (4B2) 1.8 T	AJL	12.97 - 01.05	1781	B	132 kW	73	42
A6 C5 (4B2) 1.8 T	ANB	01.97 - 01.05	1781	B	110 kW	77	50
A6 C5 (4B2) 1.8 T	APU	01.97 - 01.05	1781	B	110 kW	77	51
A6 C5 (4B2) 1.8 T	ARK	01.97 - 01.05	1781	B	110 kW	77	52
A6 C5 (4B2) 1.8 T	AWL	01.97 - 01.05	1781	B	110 kW	78	55
A6 C5 (4B2) 1.8 T	AWT	01.97 - 01.05	1781	B	110 kW	78	55
A6 C5 (4B2) 1.8	AFY	05.97 - 01.05	1781	B	85 kW	73	42
A6 C5 (4B2) 1.8	AJP	07.97 - 01.05	1781	B	92 kW	75	45
A6 C5 (4B2) 1.8	ANQ	07.97 - 01.05	1781	B	92 kW	78	54
A6 C5 (4B2) 1.8	AQE	07.97 - 01.05	1781	B	92 kW	75	45
A6 C5 (4B2) 1.8	ARH	07.97 - 01.05	1781	B	92 kW	75	45
A6 C5 (4B2) 1.9 TDI	AFN	04.97 - 10.00	1896	D	81 kW	70	28
A6 C5 (4B2) 1.9 TDI	AJM	07.00 - 01.05	1896	D	85 kW	69	27
A6 C5 (4B2) 1.9 TDI	AVF	08.01 - 01.05	1896	D	96 kW	69	26
A6 C5 (4B2) 1.9 TDI	AVG	04.97 - 10.00	1896	D	81 kW	70	28
A6 C5 (4B2) 1.9 TDI	AWX	08.01 - 01.05	1896	D	96 kW	69	26
A6 C5 (4B2) 2.0	ALT	08.01 - 01.05	1984	B	96 kW	86	78
A6 C5 Avant (4B5) 1.8 T quattro	AEB	12.97 - 01.05	1781	B	110 kW	84	71
A6 C5 Avant (4B5) 1.8 T quattro	AJL	12.97 - 01.05	1781	B	132 kW	73	42
A6 C5 Avant (4B5) 1.8 T quattro	ANB	12.97 - 01.05	1781	B	110 kW	77	50
A6 C5 Avant (4B5) 1.8 T quattro	APU	12.97 - 01.05	1781	B	110 kW	77	51
A6 C5 Avant (4B5) 1.8 T quattro	ARK	12.97 - 01.05	1781	B	110 kW	77	52
A6 C5 Avant (4B5) 1.8 T quattro	AWT	12.97 - 01.05	1781	B	110 kW	78	55








							
A6 C5 Avant (4B5) 1.8 T	AEB	12.97 - 01.05	1781	B	110 kW	84	71
A6 C5 Avant (4B5) 1.8 T	AJL	04.99 - 01.05	1781	B	132 kW	73	42
A6 C5 Avant (4B5) 1.8 T	ANB	12.97 - 01.05	1781	B	110 kW	77	50
A6 C5 Avant (4B5) 1.8 T	APU	12.97 - 01.05	1781	B	110 kW	77	51
A6 C5 Avant (4B5) 1.8 T	ARK	12.97 - 01.05	1781	B	110 kW	77	52
A6 C5 Avant (4B5) 1.8 T	AWT	12.97 - 01.05	1781	B	110 kW	78	55
A6 C5 Avant (4B5) 1.8	AFY	02.98 - 01.05	1781	B	85 kW	73	42
A6 C5 Avant (4B5) 1.8	AJP	12.97 - 01.05	1781	B	92 kW	75	45
A6 C5 Avant (4B5) 1.8	AQE	12.97 - 01.05	1781	B	92 kW	75	45
A6 C5 Avant (4B5) 1.8	ARH	12.97 - 01.05	1781	B	92 kW	75	45
A6 C5 Avant (4B5) 1.9 TDI	AFN	02.98 - 04.01	1896	D	81 kW	70	28
A6 C5 Avant (4B5) 1.9 TDI	AJM	07.00 - 01.05	1896	D	85 kW	69	27
A6 C5 Avant (4B5) 1.9 TDI	AVF	08.01 - 01.05	1896	D	96 kW	69	26
A6 C5 Avant (4B5) 1.9 TDI	AVG	02.98 - 04.01	1896	D	81 kW	70	28
A6 C5 Avant (4B5) 1.9 TDI	AWX	08.01 - 01.05	1896	D	96 kW	69	26
A6 C5 Avant (4B5) 2.0	ALT	08.01 - 01.05	1984	B	96 kW	86	78
A6 C6 (4F2) 2.0 TDI	BLB	07.04 - 10.08	1968	D	103 kW	80	60
A6 C6 (4F2) 2.0 TDI	BNA	07.04 - 03.11	1968	D	100 kW	80	60
A6 C6 (4F2) 2.0 TDI	BRE	07.04 - 10.08	1968	D	103 kW	80	60
A6 C6 (4F2) 2.0 TDI	BRF	07.04 - 03.11	1968	D	100 kW	80	60
A6 C6 (4F2) 2.0 TDI	BVG	09.05 - 06.06	1968	D	89 kW	80	60
A6 C6 (4F2) 2.0 TDI	CAGB	07.04 - 03.11	1968	D	100 kW	81	62
A6 C6 (4F2) 2.0 TDI	CAHA	11.08 - 03.11	1968	D	125 kW	81	62
A6 C6 (4F2) 2.0 TDI	CAHB	04.09 - 03.11	1968	D	120 kW	81	62
A6 C6 (4F2) 2.0 TFSI	BPJ	06.05 - 03.11	1984	B	125 kW	86	78
A6 C6 (4F2) 2.0 TFSI	BYK	06.05 - 03.11	1984	B	125 kW	86	78
A6 C6 Avant (4F5) 2.0 TDI	BLB	06.05 - 10.08	1968	D	103 kW	80	60
A6 C6 Avant (4F5) 2.0 TDI	BNA	06.05 - 08.11	1968	D	100 kW	80	60
A6 C6 Avant (4F5) 2.0 TDI	BRE	06.05 - 10.08	1968	D	103 kW	80	60
A6 C6 Avant (4F5) 2.0 TDI	BRF	06.05 - 08.11	1968	D	100 kW	80	60
A6 C6 Avant (4F5) 2.0 TDI	BVG	09.05 - 06.06	1968	D	89 kW	80	60
A6 C6 Avant (4F5) 2.0 TDI	CAGB	06.05 - 08.11	1968	D	100 kW	81	62
A6 C6 Avant (4F5) 2.0 TDI	CAHA	10.08 - 08.11	1968	D	125 kW	81	62
A6 C6 Avant (4F5) 2.0 TDI	CAHB	04.09 - 08.11	1968	D	120 kW	81	62
A6 C6 Avant (4F5) 2.0 TFSI	BPJ	06.05 - 08.11	1984	B	125 kW	86	78
A6 C7 (4G2, 4GC) 1.8 TFSI	CYGA	09.14 - 09.18	1798	B	140 kW	87	87
A6 C7 (4G2, 4GC) 2.0 TDI quattro	CNHA	04.15 - 09.18	1968	D	140 kW	81	64
A6 C7 (4G2, 4GC) 2.0 TDI quattro	DDDA	04.15 - 09.18	1968	D	140 kW	81	64
A6 C7 (4G2, 4GC) 2.0 TDI	CGLC	03.11 - 09.18	1968	D	130 kW	81	63
A6 C7 (4G2, 4GC) 2.0 TDI	CGLD	03.11 - 09.18	1968	D	120 kW	81	63
A6 C7 (4G2, 4GC) 2.0 TDI	CGLD	03.11 - 09.18	1968	D	120 kW	81	63
A6 C7 (4G2, 4GC) 2.0 TDI	CGLD	03.11 - 09.18	1968	D	120 kW	81	63
A6 C7 (4G2, 4GC) 2.0 TDI	CGLD	03.11 - 09.18	1968	D	120 kW	81	63
A6 C7 (4G2, 4GC) 2.0 TDI	CMGB	03.11 - 09.18	1968	D	130 kW	81	63
A6 C7 (4G2, 4GC) 2.0 TDI	CNHA	11.13 - 09.18	1968	D	140 kW	81	64
A6 C7 (4G2, 4GC) 2.0 TDI	CSUD	09.14 - 09.18	1968	D	110 kW	81	64
A6 C7 (4G2, 4GC) 2.0 TDI	CSUE	01.12 - 09.18	1968	D	100 kW	81	64
A6 C7 (4G2, 4GC) 2.0 TDI	CZJA	11.13 - 09.18	1968	D	140 kW	81	64
A6 C7 (4G2, 4GC) 2.0 TDI	DDCB	09.14 - 09.18	1968	D	110 kW	81	64
A6 C7 (4G2, 4GC) 2.0 TDI	DDDA	11.13 - 09.18	1968	D	140 kW	81	64
A6 C7 (4G2, 4GC) 2.0 TFSI Hybrid	CHJA	11.11 - 04.15	1984	B	180 kW	86	79
A6 C7 (4G2, 4GC) 2.0 TFSI quattro	CAEB	05.12 - 04.15	1984	B	155 kW	86	81
A6 C7 (4G2, 4GC) 2.0 TFSI quattro	CAEB	01.13 - 09.18	1984	B	164 kW	86	81
A6 C7 (4G2, 4GC) 2.0 TFSI quattro	CAED	05.13 - 09.18	1984	B	162 kW	86	81
A6 C7 (4G2, 4GC) 2.0 TFSI quattro	CYNB	05.14 - 09.18	1984	B	185 kW	87	84
A6 C7 (4G2, 4GC) 2.0 TFSI quattro	CYPA	05.14 - 09.18	1984	B	185 kW	87	84
A6 C7 (4G2, 4GC) 2.0 TFSI quattro	CYPB	05.15 - 09.18	1984	B	183 kW	87	84
A6 C7 (4G2, 4GC) 2.0 TFSI	CAEB	03.11 - 05.13	1984	B	155 kW	86	81
A6 C7 (4G2, 4GC) 2.0 TFSI	CAED	05.13 - 09.18	1984	B	162 kW	86	81
A6 C7 (4G2, 4GC) 2.0 TFSI	CDNB	05.11 - 09.18	1984	B	132 kW	86	79
A6 C7 (4G2, 4GC) 2.0 TFSI	CYNB	09.14 - 09.18	1984	B	185 kW	87	84
A6 C7 (4G2, 4GC) 2.0 TFSI	CYPA	09.14 - 09.18	1984	B	185 kW	87	84
A6 C7 Avant (4G5, 4GD) 1.8 TFSI	CYGA	09.14 - 09.18	1798	B	140 kW	87	87
A6 C7 Avant (4G5, 4GD) 2.0 TDI quattro	CNHA	04.15 - 09.18	1968	D	140 kW	81	64

			ccm		kw		1 POS
A6 C7 Avant (4G5, 4GD) 2.0 TDI quattro	DDDA	04.15 - 09.18	1968	D	140 kW	81	64
A6 C7 Avant (4G5, 4GD) 2.0 TDI	CGLC	05.11 - 09.18	1968	D	130 kW	81	63
A6 C7 Avant (4G5, 4GD) 2.0 TDI	CGLD	05.11 - 09.18	1968	D	120 kW	81	63
A6 C7 Avant (4G5, 4GD) 2.0 TDI	CGLE	01.12 - 09.18	1968	D	100 kW	81	63
A6 C7 Avant (4G5, 4GD) 2.0 TDI	CMGB	05.11 - 09.18	1968	D	130 kW	81	63
A6 C7 Avant (4G5, 4GD) 2.0 TDI	CNHA	11.13 - 09.18	1968	D	140 kW	81	64
A6 C7 Avant (4G5, 4GD) 2.0 TDI	CSUD	09.14 - 09.18	1968	D	110 kW	81	64
A6 C7 Avant (4G5, 4GD) 2.0 TDI	CSUE	01.12 - 09.18	1968	D	100 kW	81	64
A6 C7 Avant (4G5, 4GD) 2.0 TDI	CZJA	11.13 - 09.18	1968	D	140 kW	81	64
A6 C7 Avant (4G5, 4GD) 2.0 TDI	DDCA	01.12 - 09.18	1968	D	100 kW	81	64
A6 C7 Avant (4G5, 4GD) 2.0 TDI	DDCB	09.14 - 09.18	1968	D	110 kW	81	64
A6 C7 Avant (4G5, 4GD) 2.0 TDI	DDDA	11.13 - 09.18	1968	D	140 kW	81	64
A6 C7 Avant (4G5, 4GD) 2.0 TFSI quattro	CYPA	05.15 - 09.18	1984	B	185 kW	87	84
A6 C7 Avant (4G5, 4GD) 2.0 TFSI quattro	CYPB	05.15 - 09.18	1984	B	183 kW	87	84
A6 C7 Avant (4G5, 4GD) 2.0 TFSI	CDNB	06.11 - 09.18	1984	B	132 kW	86	79
A6 C7 Avant (4G5, 4GD) 2.0 TFSI	CYNB	09.14 - 09.18	1984	B	185 kW	87	84
A6 C7 Avant (4G5, 4GD) 2.0 TFSI	CYPA	09.14 - 09.18	1984	B	185 kW	87	84
A6 C8 (4A2) 40 TFSI Mild Hybrid	DKYA	02.19	1984	B	140 kW	87	87
A6 C8 Avant (4A5) 40 TFSI 12V	DKYA	04.20	1984	B	140 kW	87	87
A6 C8 Avant (4A5) 40 TFSI Mild Hybrid	DKYA	02.19	1984	B	140 kW	87	87
A7 Sportback (4GA, 4GF) 1.8 TFSI	CYGA	04.15 - 05.18	1798	B	140 kW	87	87
A7 Sportback (4GA, 4GF) 2.0 TFSI quattro	CYNB	05.15 - 05.18	1984	B	185 kW	87	84
A7 Sportback (4GA, 4GF) 2.0 TFSI quattro	CYPA	05.15 - 05.18	1984	B	185 kW	87	84
A7 Sportback (4GA, 4GF) 2.0 TFSI quattro	CYPB	05.15 - 05.18	1984	B	183 kW	87	84
A7 Sportback (4GA, 4GF) 2.0 TFSI	CYPA	09.14 - 05.18	1984	B	185 kW	87	84
A7 Sportback (4KA) 40 TFSI	DKYA	11.19	1984	B	140 kW	87	87
A8 D4 (4H2, 4H8, 4HC, 4HL) 2.0 TFSI hybrid	CHJA	02.12 - 11.15	1984	B/E	180 kW	86	79
A8 D4 (4H2, 4H8, 4HC, 4HL) 2.0 TFSI quattro	CYPA	09.16 - 01.18	1984	B	185 kW	87	84
CABRIOLET B3 (8G7) 1.8	ADR	01.97 - 08.00	1781	B	92 kW	72	40
CABRIOLET B3 (8G7) 1.9 TDI	1Z	06.95 - 08.00	1896	D	66 kW	69	25
CABRIOLET B3 (8G7) 1.9 TDI	AHU	06.95 - 08.00	1896	D	66 kW	69	25
CABRIOLET B3 (8G7) 2.0 16V	ACE	06.95 - 07.96	1984	B	103 kW	85	74
CABRIOLET B3 (8G7) 2.0 E	ABK	01.93 - 07.98	1984	B	85 kW	85	74
CABRIOLET B3 (8G7) 2.3 E	NG	05.91 - 07.94	2309	B	98 kW	84	73
COUPE B2 (81, 855, 856) 1.6	YN	07.80 - 08.81	1588	B	55 kW	71	37
COUPE B2 (81, 855, 856) 1.8 GT quattro	DZ	12.84 - 10.88	1781	B	82 kW	82	67
COUPE B2 (81, 855, 856) 1.8 GT	DS	09.82 - 10.88	1781	B	66 kW	82	67
COUPE B2 (81, 855, 856) 1.8 GT	DZ	08.86 - 10.88	1781	B	82 kW	82	67
COUPE B2 (81, 855, 856) 1.8 GT	JN	09.82 - 10.88	1781	B	66 kW	82	67
COUPE B2 (81, 855, 856) 1.8 GT	JN	01.85 - 07.88	1781	B	68 kW	82	67
COUPE B2 (81, 855, 856) 1.8 GT	JV	09.82 - 10.88	1781	B	66 kW	82	67
COUPE B2 (81, 855, 856) 1.8 GT	PV	08.86 - 10.87	1781	B	79 kW	82	67
COUPE B2 (81, 855, 856) 1.8 GT	SF	04.86 - 10.88	1781	B	65 kW	72	39
COUPE B2 (81, 855, 856) 1.8	DD	08.81 - 07.83	1781	B	55 kW	81	65
COUPE B2 (81, 855, 856) 2.0	HP	09.83 - 07.86	1994	B	85 kW	83	69
COUPE B2 (81, 855, 856) 2.0	JS	09.83 - 07.86	1994	B	85 kW	83	69
COUPE B2 (81, 855, 856) 2.0	SK	03.86 - 04.88	1994	B	83 kW	83	69
COUPE B2 (81, 855, 856) 2.2 GT	HY	09.84 - 10.88	2226	B	100 kW	83	69
COUPE B2 (81, 855, 856) 2.2 GT	KV	09.84 - 10.88	2226	B	100 kW	83	69
COUPE B2 (81, 855, 856) 2.2 GT	KX	07.81 - 10.87	2226	B	85 kW	83	69
COUPE B2 (81, 855, 856) 2.2 GT	KX	01.84 - 01.87	2226	B	88 kW	83	69
COUPE B2 (81, 855, 856) 2.2 quattro	JT	08.85 - 10.88	2226	B	88 kW	83	69
COUPE B2 (81, 855, 856) 2.2 quattro	KV	10.84 - 10.88	2226	B	100 kW	83	69
COUPE B2 (81, 855, 856) 2.3 quattro	NG	01.87 - 12.87	2309	B	98 kW	84	73
COUPE B2 (81, 855, 856) 2.3	NG	08.86 - 07.87	2309	B	98 kW	84	73
COUPE B3 (89, 8B3) 1.8	DZ	08.89 - 07.91	1781	B	82 kW	82	67
COUPE B3 (89, 8B3) 2.0 16 V	6A	01.92 - 07.92	1984	B	101 kW	85	74
COUPE B3 (89, 8B3) 2.0 16 V	ACE	08.92 - 12.96	1984	B	103 kW	85	74
COUPE B3 (89, 8B3) 2.0 20 V quattro	NM	08.89 - 07.91	1994	B	118 kW	83	69
COUPE B3 (89, 8B3) 2.0 20 V	NM	08.89 - 07.91	1994	B	118 kW	83	69
COUPE B3 (89, 8B3) 2.0	3A	03.90 - 07.90	1984	B	82 kW	85	74
COUPE B3 (89, 8B3) 2.0	3A	05.89 - 03.90	1984	B	83 kW	85	74








							
COUPE B3 (89, 8B3) 2.0	AAD	05.89 - 12.96	1984	B	85 kW	85	74
COUPE B3 (89, 8B3) 2.0	ABK	05.89 - 12.96	1984	B	85 kW	85	74
COUPE B3 (89, 8B3) 2.2 quattro	KV	11.88 - 07.91	2226	B	100 kW	83	69
COUPE B3 (89, 8B3) 2.2	KV	11.88 - 07.91	2226	B	100 kW	83	69
COUPE B3 (89, 8B3) 2.3 20V quattro	7A	11.88 - 07.91	2309	B	125 kW	84	73
COUPE B3 (89, 8B3) 2.3 20V quattro	7A	05.90 - 12.96	2309	B	123 kW	84	73
COUPE B3 (89, 8B3) 2.3 20V quattro	7A	05.89 - 07.91	2309	B	125 kW	84	73
COUPE B3 (89, 8B3) 2.3 20V	7A	08.90 - 07.91	2309	B	123 kW	84	73
COUPE B3 (89, 8B3) 2.3 20V	7A	08.89 - 07.91	2309	B	125 kW	84	73
COUPE B3 (89, 8B3) 2.3 quattro	NG	11.88 - 12.92	2309	B	100 kW	84	73
COUPE B3 (89, 8B3) 2.3 quattro	NG	05.90 - 12.96	2309	B	98 kW	84	73
COUPE B3 (89, 8B3) 2.3	NG	10.88 - 07.94	2309	B	100 kW	84	73
COUPE B3 (89, 8B3) 2.3	NG	03.90 - 12.96	2309	B	98 kW	84	73
COUPE B3 (89, 8B3) 2.3	NG	10.88 - 12.92	2309	B	97 kW	84	73
Q2 (GAB, GAG) 1.6 TDI	DDYA	06.16 - 10.18	1598	D	85 kW	70	33
Q2 (GAB, GAG) 2.0 TDI quattro	DFGA	09.16	1968	D	110 kW	81	64
Q2 (GAB, GAG) 2.0 TDI quattro	DFHA	07.16 - 08.18	1968	D	140 kW	81	64
Q2 (GAB, GAG) 2.0 TDI	CRFC	11.16 - 10.20	1968	D	105 kW	81	63
Q2 (GAB, GAG) 2.0 TDI	DCYA	09.16	1968	D	110 kW	81	63
Q2 (GAB, GAG) 2.0 TDI	DFGA	09.16	1968	D	110 kW	81	64
Q2 (GAB, GAG) 2.0 TFSI quattro	CZPB	05.17	1984	B	140 kW	87	87
Q2 (GAB, GAG) 2.0 TFSI quattro	DKZA	05.17	1984	B	140 kW	87	87
Q2 (GAB, GAG) 30 TDI	DGTE	07.18	1598	D	85 kW	70	33
Q2 (GAB, GAG) 35 TDI quattro	DFGA	09.18	1968	D	110 kW	81	64
Q2 (GAB, GAG) 35 TDI	DFGA	09.16	1968	D	110 kW	81	64
Q2 (GAB, GAG) 40 TFSI quattro	DKZA	09.18	1984	B	140 kW	87	87
Q2 (GAB, GAG) SQ2 TFSI quattro	DNUE	08.18	1984	B	221 kW	87	84
Q3 (8UB, 8UG) 2.0 TDI quattro	CFFB	01.12 - 10.18	1968	D	103 kW	81	62
Q3 (8UB, 8UG) 2.0 TDI quattro	CFGC	06.11 - 10.18	1968	D	130 kW	81	63
Q3 (8UB, 8UG) 2.0 TDI quattro	CFGD	06.11 - 04.15	1968	D	120 kW	81	63
Q3 (8UB, 8UG) 2.0 TDI quattro	CLLB	06.11 - 10.18	1968	D	130 kW	81	63
Q3 (8UB, 8UG) 2.0 TDI quattro	CUVC	11.14 - 10.18	1968	D	110 kW	81	63
Q3 (8UB, 8UG) 2.0 TDI quattro	CUWA	11.14 - 03.20	1968	D	135 kW	81	63
Q3 (8UB, 8UG) 2.0 TDI	CFFA	09.11 - 10.18	1968	D	100 kW	81	62
Q3 (8UB, 8UG) 2.0 TDI	CFFB	09.11 - 10.18	1968	D	103 kW	81	62
Q3 (8UB, 8UG) 2.0 TDI	CFGC	06.11 - 04.15	1968	D	130 kW	81	63
Q3 (8UB, 8UG) 2.0 TDI	CLJA	09.11 - 10.18	1968	D	103 kW	81	62
Q3 (8UB, 8UG) 2.0 TDI	CUVB	09.11 - 10.18	1968	D	100 kW	81	63
Q3 (8UB, 8UG) 2.0 TDI	CUVC	11.14 - 03.20	1968	D	110 kW	81	63
Q3 (8UB, 8UG) 2.0 TDI	CUWA	05.15 - 10.18	1968	D	135 kW	81	63
Q3 (8UB, 8UG) 2.0 TFSI quattro	CCTA	09.14 - 10.18	1984	B	147 kW	86	81
Q3 (8UB, 8UG) 2.0 TFSI quattro	CCZC	06.11 - 12.15	1984	B	125 kW	86	79
Q3 (8UB, 8UG) 2.0 TFSI quattro	CPSA	06.11 - 06.18	1984	B	155 kW	86	81
Q3 (8UB, 8UG) 2.0 TFSI quattro	CULB	11.14 - 12.18	1984	B	132 kW	87	84
Q3 (8UB, 8UG) 2.0 TFSI quattro	CULC	01.13 - 10.18	1984	B	162 kW	87	84
Q3 (8UB, 8UG) 2.0 TFSI	CCTA	09.14 - 10.18	1984	B	147 kW	86	81
Q3 (8UB, 8UG) 2.0 TFSI	CULB	05.15 - 10.18	1984	B	132 kW	87	84
Q3 (F3B) 35 TDI quattro	DFGA	09.18	1968	D	110 kW	81	64
Q3 (F3B) 35 TDI	DFGA	09.18	1968	D	110 kW	81	64
Q3 (F3B) 40 TDI quattro	DFHA	10.18	1968	D	140 kW	81	64
Q3 (F3B) 45 TFSI quattro	DKTA	07.18	1984	B	169 kW	87	87
Q3 Sportback (F3N) 35 TDI quattro	DFGA	09.19	1968	D	110 kW	81	64
Q3 Sportback (F3N) 35 TDI	DFGA	11.19	1968	D	110 kW	81	64
Q3 Sportback (F3N) 40 TDI quattro	DFHA	07.19	1968	D	140 kW	81	64
Q3 Sportback (F3N) 45 TFSI quattro	DKTA	06.19	1984	B	169 kW	87	87
Q5 (8RB) 2.0 TDI quattro	CAGA	08.09 - 05.13	1968	D	105 kW	81	62
Q5 (8RB) 2.0 TDI quattro	CAGB	08.09 - 05.17	1968	D	100 kW	81	62
Q5 (8RB) 2.0 TDI quattro	CAHA	11.08 - 09.12	1968	D	125 kW	81	62
Q5 (8RB) 2.0 TDI quattro	CAHB	11.08 - 05.17	1968	D	120 kW	81	62
Q5 (8RB) 2.0 TDI quattro	CGLA	11.08 - 05.17	1968	D	120 kW	81	63
Q5 (8RB) 2.0 TDI quattro	CGLB	11.08 - 09.12	1968	D	125 kW	81	63
Q5 (8RB) 2.0 TDI quattro	CGLC	06.12 - 12.17	1968	D	130 kW	81	63

			ccm		kW		1 POS
Q5 (8RB) 2.0 TDI quattro	CGLD	11.08 - 05.17	1968	D	120 kW	81	63
Q5 (8RB) 2.0 TDI quattro	CJCA	08.09 - 05.13	1968	D	105 kW	81	63
Q5 (8RB) 2.0 TDI quattro	CJCB	08.09 - 05.17	1968	D	100 kW	81	63
Q5 (8RB) 2.0 TDI quattro	CJCD	05.13 - 05.17	1968	D	110 kW	81	63
Q5 (8RB) 2.0 TDI quattro	CMGA	11.08 - 09.12	1968	D	125 kW	81	63
Q5 (8RB) 2.0 TDI quattro	CMGB	06.12 - 12.17	1968	D	130 kW	81	63
Q5 (8RB) 2.0 TDI quattro	CNHA	11.13 - 05.17	1968	D	140 kW	81	64
Q5 (8RB) 2.0 TDI quattro	CNHC	11.08 - 05.17	1968	D	120 kW	81	63
Q5 (8RB) 2.0 TDI quattro	CSUA	05.13 - 05.17	1968	D	110 kW	81	63
Q5 (8RB) 2.0 TDI quattro	CSUB	08.09 - 05.17	1968	D	100 kW	81	63
Q5 (8RB) 2.0 TDI	CJCA	11.10 - 05.13	1968	D	105 kW	81	63
Q5 (8RB) 2.0 TDI	CJCB	11.10 - 05.17	1968	D	100 kW	81	63
Q5 (8RB) 2.0 TDI	CJCD	05.13 - 05.17	1968	D	110 kW	81	63
Q5 (8RB) 2.0 TDI	CNHA	09.15 - 05.17	1968	D	140 kW	81	64
Q5 (8RB) 2.0 TDI	CSUA	05.13 - 05.17	1968	D	110 kW	81	63
Q5 (8RB) 2.0 TDI	CSUB	11.10 - 05.17	1968	D	100 kW	81	63
Q5 (8RB) 2.0 TFSI Flexfuel quattro	CPMA	09.12 - 12.13	1984	B/E	155 kW	86	81
Q5 (8RB) 2.0 TFSI Flexfuel quattro	CPMB	09.13 - 05.17	1984	B/E	162 kW	86	81
Q5 (8RB) 2.0 TFSI Hybrid quattro	CHJA	06.11 - 06.16	1984	B/E	180 kW	86	79
Q5 (8RB) 2.0 TFSI Hybrid quattro	CHJA	09.12 - 05.16	1984	B/E	180 kW	86	79
Q5 (8RB) 2.0 TFSI quattro	CAEB	11.08 - 12.13	1984	B	155 kW	86	81
Q5 (8RB) 2.0 TFSI quattro	CDNB	08.09 - 05.17	1984	B	132 kW	86	79
Q5 (8RB) 2.0 TFSI quattro	CDNC	11.08 - 12.13	1984	B	155 kW	86	81
Q5 (8RB) 2.0 TFSI quattro	CNCB	08.09 - 05.17	1984	B	132 kW	87	84
Q5 (8RB) 2.0 TFSI quattro	CNCD	06.12 - 12.17	1984	B	165 kW	87	84
Q5 (8RB) 2.0 TFSI quattro	CNCE	08.15 - 05.17	1984	B	169 kW	87	84
Q5 (8RB) 2.0 TFSI quattro	CPMA	11.08 - 12.13	1984	B	155 kW	86	81
Q5 (8RB) 2.0 TFSI quattro	CPMB	05.13 - 05.17	1984	B	162 kW	86	81
Q5 (FYB, FYG) 2.0 TFSI quattro	DAXB	06.16	1984	B	185 kW	87	84
Q5 (FYB, FYG) 2.0 TFSI quattro	DAXC	01.17 - 11.20	1984	B	183 kW	87	84
Q5 (FYB, FYG) 2.0 TFSI quattro	DAYB	06.16	1984	B	185 kW	87	84
Q5 (FYB, FYG) 2.0 TFSI quattro	DJYA	06.16	1984	B	185 kW	87	84
Q5 Sportback (FYT) 2.0 55 TFSI e quattro	DAXB	07.22	1984	B	270 kW	87	84
Q5 Van (8RB) 2.0 TDI quattro	CAHA	11.08 - 09.12	1968	D	125 kW	81	62
Q5 Van (8RB) 2.0 TDI quattro	CGLB	11.08 - 09.12	1968	D	125 kW	81	63
Q5 Van (8RB) 2.0 TDI quattro	CGLC	07.12 - 06.14	1968	D	130 kW	81	63
Q5 Van (8RB) 2.0 TDI	CJCA	11.11 - 05.13	1968	D	105 kW	81	63
Q5 Van (8RB) 2.0 TDI	CJCD	06.12 - 05.17	1968	D	110 kW	81	63
Q5 Van (8RB) 2.0 TDI	CNHA	05.15 - 05.17	1968	D	140 kW	81	64
Q5 Van (8RB) 2.0 TDI	CSUA	06.12 - 05.17	1968	D	110 kW	81	63
Q5 Van (8RB) 2.0 TDI	CSUB	05.14 - 05.17	1968	D	100 kW	81	63
Q5 Van (8RB) 2.0 TFSI quattro	CDNC	11.08 - 09.12	1984	B	155 kW	86	81
Q7 (4MB, 4MG) 2.0 TFSI e-tron quattro	CYRB	02.16	1984	B	185 kW	87	84
Q7 (4MB, 4MG) 2.0 TFSI quattro	CYMC	08.15	1984	B	185 kW	87	86
Q7 (4MB, 4MG) 2.0 TFSI quattro	CYRB	08.15	1984	B	185 kW	87	84
Q7 (4MB, 4MG) 45 TFSI quattro	DMFA	03.20	1984	B	180 kW	87	84
Q8 (4MN) 45 TFSI quattro	DMFA	10.19	1984	B	180 kW	87	84
QUATTRO (85) 2.1 20V Turbo	KW	05.84 - 07.87	2144	B	225 kW	71	34
QUATTRO (85) 2.1 Turbo quattro	WX	02.82 - 07.89	2144	B	119 kW	71	34
QUATTRO (85) 2.1 Turbo	GV	07.80 - 07.87	2144	B	147 kW	71	34
QUATTRO (85) 2.1 Turbo	WR	07.80 - 07.87	2144	B	147 kW	71	34
TT (8J3) 1.8 TFSI	CDAA	06.08 - 12.14	1798	B	118 kW	86	82
TT (8J3) 2.0 TDI quattro	CBBB	06.08 - 06.14	1968	D	125 kW	81	62
TT (8J3) 2.0 TDI quattro	CFGB	06.08 - 06.14	1968	D	125 kW	81	62
TT (8J3) 2.0 TFSI quattro	BWA	07.06 - 12.12	1984	B	147 kW	86	78
TT (8J3) 2.0 TFSI quattro	CCTA	07.06 - 12.12	1984	B	147 kW	86	81
TT (8J3) 2.0 TFSI quattro	CCZA	07.06 - 12.12	1984	B	147 kW	86	81
TT (8J3) 2.0 TFSI quattro	CESA	05.10 - 01.15	1984	B	155 kW	86	81
TT (8J3) 2.0 TFSI quattro	CETA	05.10 - 01.15	1984	B	155 kW	86	81
TT (8J3) 2.0 TFSI	BPY	08.06 - 12.12	1984	B	147 kW	86	78
TT (8J3) 2.0 TFSI	BWA	08.06 - 12.12	1984	B	147 kW	86	78
TT (8J3) 2.0 TFSI	CCTA	08.06 - 12.12	1984	B	147 kW	86	81











TT (8J3) 2.0 TFSI	CCTA	01.08 - 06.10	1984	B	149 kW	86	81
TT (8J3) 2.0 TFSI	CESA	05.10 - 01.15	1984	B	155 kW	86	81
TT (8J3) 2.0 TTS quattro	CDLA	05.08 - 06.14	1984	B	195 kW	87	83
TT (8J3) 2.0 TTS quattro	CDLB	05.08 - 06.14	1984	B	200 kW	87	83
TT (8J3) 2.0 TTS quattro	CDMA	05.08 - 06.14	1984	B	195 kW	86	80
TT (8N3) 1.8 T quattro	AJQ	10.98 - 06.06	1781	B	132 kW	75	46
TT (8N3) 1.8 T quattro	AMU	09.99 - 06.06	1781	B	168 kW	76	49
TT (8N3) 1.8 T quattro	APX	10.98 - 06.06	1781	B	165 kW	77	51
TT (8N3) 1.8 T quattro	ARY	10.98 - 06.06	1781	B	132 kW	78	55
TT (8N3) 1.8 T quattro	AUQ	10.98 - 06.06	1781	B	132 kW	78	55
TT (8N3) 1.8 T quattro	AWP	09.99 - 06.06	1781	B	134 kW	78	55
TT (8N3) 1.8 T quattro	BAM	10.98 - 06.06	1781	B	165 kW	77	51
TT (8N3) 1.8 T quattro	BFV	03.05 - 06.06	1781	B	180 kW	80	58
TT (8N3) 1.8 T	AJQ	10.98 - 06.06	1781	B	132 kW	75	46
TT (8N3) 1.8 T	APP	10.98 - 06.06	1781	B	132 kW	77	51
TT (8N3) 1.8 T	AUM	09.02 - 12.06	1781	B	110 kW	78	55
TT (8N3) 1.8 T	AUQ	10.98 - 06.06	1781	B	132 kW	78	55
TT (8N3) 1.8 T	AWP	10.98 - 06.06	1781	B	132 kW	78	55
TT (8N3) 1.8 T	AWP	09.99 - 06.06	1781	B	134 kW	78	55
TT (FV3, FVP) 1.8 TFSI	CJSA	07.15 - 08.18	1798	B	132 kW	87	87
TT (FV3, FVP) 1.8 TFSI	CJSB	07.15 - 08.18	1798	B	132 kW	87	87
TT (FV3, FVP) 2.0 TDI quattro	CUNA	01.17	1968	D	135 kW	81	63
TT (FV3, FVP) 2.0 TDI	CUNA	07.14	1968	D	135 kW	81	63
TT (FV3, FVP) 2.0 TFSI quattro	CHHC	07.14	1984	B	169 kW	87	84
TT (FV3, FVP) 2.0 TFSI quattro	CNTC	04.15	1984	B	162 kW	87	85
TT (FV3, FVP) 2.0 TFSI	CHHC	07.14	1984	B	169 kW	87	84
TT (FV3, FVP) 2.0 TTS quattro	CJXF	02.15	1984	B	210 kW	87	84
TT (FV3, FVP) 2.0 TTS quattro	CJXG	11.14	1984	B	228 kW	87	84
TT (FV3, FVP) 2.0 TTS quattro	CYFB	07.15	1984	B	215 kW	87	84
TT (FV3, FVP) 2.0 TTS quattro	DLRA	07.15	1984	B	215 kW	87	84
TT (FV3, FVP) 2.0 TTS quattro	DNUF	08.18	1984	B	225 kW	87	84
TT (FV3, FVP) 40 TFSI	DKZB	07.18	1984	B	145 kW	87	87
TT (FV3, FVP) 45 TFSI quattro	DKTB	07.18	1984	B	180 kW	87	84
TT (FV3, FVP) 45 TFSI	DKTB	07.18	1984	B	180 kW	87	84
TT Roadster (8J9) 1.8 TFSI	CDAA	06.08 - 06.14	1798	B	118 kW	86	82
TT Roadster (8J9) 2.0 TDI quattro	CBBB	06.08 - 06.14	1968	D	125 kW	81	62
TT Roadster (8J9) 2.0 TDI quattro	CFGB	06.08 - 06.14	1968	D	125 kW	81	62
TT Roadster (8J9) 2.0 TFSI quattro	BWA	06.08 - 12.13	1984	B	147 kW	86	78
TT Roadster (8J9) 2.0 TFSI quattro	CCTA	06.08 - 12.13	1984	B	147 kW	86	81
TT Roadster (8J9) 2.0 TFSI quattro	CCZA	06.08 - 12.13	1984	B	147 kW	86	81
TT Roadster (8J9) 2.0 TFSI quattro	CESA	05.10 - 06.14	1984	B	155 kW	86	81
TT Roadster (8J9) 2.0 TFSI quattro	CETA	05.10 - 06.14	1984	B	155 kW	86	81
TT Roadster (8J9) 2.0 TFSI	BPY	03.07 - 12.11	1984	B	147 kW	86	78
TT Roadster (8J9) 2.0 TFSI	BWA	03.07 - 12.11	1984	B	147 kW	86	78
TT Roadster (8J9) 2.0 TFSI	CCTA	03.07 - 12.11	1984	B	147 kW	86	81
TT Roadster (8J9) 2.0 TFSI	CESA	05.10 - 06.14	1984	B	155 kW	86	81
TT Roadster (8J9) 2.0 TTS quattro	CDLA	05.08 - 06.14	1984	B	195 kW	87	83
TT Roadster (8J9) 2.0 TTS quattro	CDLB	05.08 - 06.14	1984	B	200 kW	87	83
TT Roadster (8J9) 2.0 TTS quattro	CDMA	05.08 - 06.14	1984	B	195 kW	86	80
TT Roadster (8N9) 1.8 T quattro	AJQ	02.00 - 06.06	1781	B	132 kW	75	46
TT Roadster (8N9) 1.8 T quattro	AMU	09.00 - 06.06	1781	B	168 kW	76	49
TT Roadster (8N9) 1.8 T quattro	APX	10.99 - 06.06	1781	B	165 kW	77	51
TT Roadster (8N9) 1.8 T quattro	ARY	02.00 - 06.06	1781	B	132 kW	78	55
TT Roadster (8N9) 1.8 T quattro	AUQ	02.00 - 06.06	1781	B	132 kW	78	55
TT Roadster (8N9) 1.8 T quattro	AWP	10.99 - 08.02	1781	B	134 kW	78	55
TT Roadster (8N9) 1.8 T quattro	BAM	10.99 - 06.06	1781	B	165 kW	77	51
TT Roadster (8N9) 1.8 T	AJQ	10.99 - 12.06	1781	B	132 kW	75	46
TT Roadster (8N9) 1.8 T	APP	10.99 - 12.06	1781	B	132 kW	77	51
TT Roadster (8N9) 1.8 T	AUM	01.01 - 06.06	1781	B	110 kW	78	55
TT Roadster (8N9) 1.8 T	AUQ	10.99 - 12.06	1781	B	132 kW	78	55
TT Roadster (8N9) 1.8 T	AWP	10.99 - 12.06	1781	B	132 kW	78	55
TT Roadster (8N9) 1.8 T	AWP	01.01 - 12.05	1781	B	134 kW	78	55

		 ccm	 kW	 1 POS			
TT Roadster (FV9, FVR) 1.8 TFSI	CJSA	07.15 - 08.18	1798	B	132 kW	87	87
TT Roadster (FV9, FVR) 1.8 TFSI	CJSB	07.15 - 08.18	1798	B	132 kW	87	87
TT Roadster (FV9, FVR) 2.0 TDI quattro	CUNA	01.17	1968	D	135 kW	81	63
TT Roadster (FV9, FVR) 2.0 TDI	CUNA	11.14	1968	D	135 kW	81	63
TT Roadster (FV9, FVR) 2.0 TFSI quattro	CHHC	11.14	1984	B	169 kW	87	84
TT Roadster (FV9, FVR) 2.0 TFSI quattro	CNTC	04.15	1984	B	162 kW	87	85
TT Roadster (FV9, FVR) 2.0 TFSI	CHHC	11.14	1984	B	169 kW	87	84
TT Roadster (FV9, FVR) 2.0 TTS quattro	CJXF	02.15	1984	B	210 kW	87	84
TT Roadster (FV9, FVR) 2.0 TTS quattro	CJXG	11.14	1984	B	228 kW	87	84
TT Roadster (FV9, FVR) 2.0 TTS quattro	DNUF	08.18	1984	B	225 kW	87	84
TT Roadster (FV9, FVR) 40 TFSI	DKZB	07.18	1984	B	145 kW	87	87
TT Roadster (FV9, FVR) 45 TFSI quattro	DKTB	07.18	1984	B	180 kW	87	84
TT Roadster (FV9, FVR) 45 TFSI	DKTB	07.18	1984	B	180 kW	87	84



ENGINE	\varnothing	ccm	kW	1 POS	ENGINE	\varnothing	ccm	kW	1 POS						
1B	81,000	5	2226	147 kW	B	83	69	ARM	81,000	4	1595	74 kW	B	78	53
1Y	79,500	4	1896	50 kW	D	67	21	ARX	81,000	4	1781	110 kW	B	78	55
1Z	79,500	4	1896	66 kW	D	69	25	ARY	81,000	4	1781	132 kW	B	78	55
2B	81,000	5	2226	140 kW	B	83	69	ARZ	81,000	4	1781	110 kW	B	77	51
3A	82,500	4	1984	80 - 83 kW	B	85	74	ASV	79,500	4	1896	81 kW	D	70	28
4B	81,000	4	1781	66 kW	B	82	67	ASZ	79,500	4	1896	96 kW	D	69	26
6A	82,500	4	1984	101 kW	B	85	74	ATD	79,500	4	1896	74 kW	D	69	27
7A	82,500	5	2309	122 - 125 kW	B	84	73	ATJ	79,500	4	1896	85 kW	D	69	27
AAD	82,500	4	1984	85 kW	B	85	74	ATL	79,500	3	1422	66 kW	D	70	30
AAE	82,500	4	1984	74 kW	B	85	74	ATW	81,000	4	1781	110 kW	B	78	54
AAR	82,500	5	2309	98 kW	B	84	73	AUA	76,500	4	1390	55 kW	B	64	10
AAZ	79,500	4	1896	55 kW	D	69	25	AUL	81,000	4	1781	154 kW	B	77	51
ABB	81,000	4	1595	73 - 75 kW	B	72	39	AUM	81,000	4	1781	110 kW	B	78	55
ABK	82,500	4	1984	85 kW	B	85	74	AUQ	81,000	4	1781	132 kW	B	78	55
ABM	81,000	4	1595	52 kW	B	72	39	AVB	79,500	4	1896	74 kW	D	69	27
ABT	82,500	4	1984	66 kW	B	85	74	AVF	79,500	4	1896	96 kW	D	69	26
ACE	82,500	4	1984	101 - 103 kW	B	85	74	AVG	79,500	4	1896	81 kW	D	70	28
ADA	81,000	4	1595	74 kW	B	72	39	AVJ	81,000	4	1781	110 kW	B	79	56
ADE	79,500	4	1896	55 kW	D	68	22	AVU	81,000	4	1595	75 kW	B	79	57
ADP	81,000	4	1595	74 kW	B	72	39	AVV	81,000	4	1781	92 kW	B	77	50
ADR	81,000	4	1781	92 - 95 kW	B	72	40	AWA	82,500	4	1984	110 kW	B	86	78
ADW	82,500	4	1984	79 kW	B	85	74	AWL	81,000	4	1781	110 kW	B	78	55
AEB	81,000	4	1781	110 - 112 kW	B	84	71	AWM	81,000	4	1781	125 - 127 kW	B	78	55
AEH	81,000	4	1595	74 kW	B	73	41	AWP	81,000	4	1781	132 - 134 kW	B	78	55
AFF	79,500	4	1896	55 kW	D	68	23	AWT	81,000	4	1781	110 kW	B	78	55
AFN	79,500	4	1896	81 kW	D	70	28	AWX	79,500	4	1896	96 kW	D	69	26
AFY	81,000	4	1781	85 kW	B	73	42	AXA	82,500	4	1984	85 kW	B	85	75
AGN	81,000	4	1781	92 kW	B	74	43	AXR	79,500	4	1896	74 kW	D	70	29
AGR	79,500	4	1896	66 kW	D	69	25	AXW	82,500	4	1984	110 kW	B	86	78
AGU	81,000	4	1781	110 kW	B	75	46	AXX	82,500	4	1984	147 kW	B	86	78
AHF	79,500	4	1896	81 kW	D	68	24	AZV	81,000	4	1968	100 kW	D	80	60
AHH	79,500	4	1896	66 kW	D	69	25	BAD	76,500	4	1598	81 kW	B	64	12
AHL	81,000	4	1595	74 kW	B	74	44	BAG	76,500	4	1598	85 kW	B	64	12
AHU	79,500	4	1896	66 kW	D	69	25	BAH	76,500	4	1598	74 kW	B	64	12
AJL	81,000	4	1781	132 kW	B	73	42	BAM	81,000	4	1781	165 kW	B	77	51
AJM	79,500	4	1896	85 kW	D	69	27	BBY	76,500	4	1390	55 kW	B	64	10
AJP	81,000	4	1781	92 kW	B	75	45	BEX	81,000	4	1781	140 kW	B	79	56
AJQ	81,000	4	1781	132 kW	B	75	46	BFB	81,000	4	1781	120 kW	B	79	56
AKL	81,000	4	1595	74 kW	B	76	47	BFQ	81,000	4	1595	75 kW	B	79	57
ALH	79,500	4	1896	66 kW	D	69	25	BFV	81,000	4	1781	180 kW	B	80	58
ALT	82,500	4	1984	96 kW	B	86	78	BGB	82,500	4	1984	147 kW	B	85	76
ALZ	81,000	4	1595	75 kW	B	79	57	BGU	81,000	4	1595	75 kW	B	79	57
AMB	81,000	4	1781	125 - 127 kW	B	76	48	BHC	79,500	3	1422	55 kW	D	70	30
AMF	79,500	3	1422	55 kW	D	70	30	BHZ	82,500	4	1984	195 kW	B	86	80
AMK	81,000	4	1781	154 kW	B	77	51	BKB	81,000	4	1781	120 kW	B	80	59
AMU	81,000	4	1781	165 - 168 kW	B	76	49	BKC	79,500	4	1896	77 kW	D	70	29
ANA	81,000	4	1595	74 kW	B	79	57	BKD	81,000	4	1968	103 kW	D	80	60
ANB	81,000	4	1781	110 kW	B	77	50	BKE	79,500	4	1896	85 kW	D	69	26
ANQ	81,000	4	1781	92 kW	B	78	54	BLB	81,000	4	1968	103 kW	D	80	60
ANU	79,500	4	1896	66 kW	D	70	28	BLF	76,500	4	1598	85 kW	B	64	11
APF	81,000	4	1595	74 kW	B	73	41	BLP	76,500	4	1598	85 kW	B	64	11
APG	81,000	4	1781	92 kW	B	77	50	BLR	82,500	4	1984	110 kW	B	86	78
APP	81,000	4	1781	132 kW	B	77	51	BLS	79,500	4	1896	77 kW	D	70	29
APT	81,000	4	1781	92 kW	B	77	50	BLX	82,500	4	1984	110 kW	B	86	78
APU	81,000	4	1781	110 kW	B	77	51	BLY	82,500	4	1984	110 kW	B	86	78
APX	81,000	4	1781	165 kW	B	77	51	BMB	82,500	4	1984	110 kW	B	86	78
APY	81,000	4	1781	154 kW	B	77	51	BMM	81,000	4	1968	103 kW	D	81	61
AQA	81,000	4	1781	110 kW	B	77	51	BMN	81,000	4	1968	125 kW	D	80	60
AQE	81,000	4	1781	92 kW	B	75	45	BNA	81,000	4	1968	100 kW	D	80	60
ARG	81,000	4	1781	92 kW	B	77	50	BPG	82,500	4	1984	147 kW	B	86	78
ARH	81,000	4	1781	92 kW	B	75	45	BPJ	82,500	4	1984	125 kW	B	86	78
ARK	81,000	4	1781	110 kW	B	77	52	BPW	81,000	4	1968	103 kW	D	81	61

ENGINE			ccm	kW			1 POS	ENGINE			ccm	kW			1 POS
BPY	82,500	4	1984	147 kW	B	86	78	CFFA	81,000	4	1968	100 kW	D	81	62
BRB	79,500	4	1896	85 kW	D	69	26	CFFB	81,000	4	1968	103 kW	D	81	62
BRC	81,000	4	1968	100 kW	D	81	62	CFGB	81,000	4	1968	125 kW	D	81	62
BRD	81,000	4	1968	125 kW	D	80	60	CFGC	81,000	4	1968	130 kW	D	81	63
BRE	81,000	4	1968	103 kW	D	80	60	CFGD	81,000	4	1968	120 kW	D	81	63
BRF	81,000	4	1968	100 kW	D	80	60	CFHB	81,000	4	1968	100 kW	D	81	62
BSE	81,000	4	1595	75 kW	B	79	57	CFHD	81,000	4	1968	105 kW	D	81	63
BSF	81,000	4	1595	75 kW	B	79	57	CFKA	82,500	4	1984	132 kW	B	86	81
BUL	82,500	4	1984	162 kW	B	86	77	CGLA	81,000	4	1968	120 kW	D	81	63
BUY	81,000	4	1968	120 kW	D	81	63	CGLB	81,000	4	1968	125 kW	D	81	63
BVA	81,000	4	1968	120 kW	D	80	60	CGLC	81,000	4	1968	130 kW	D	81	63
BVF	81,000	4	1968	93 kW	D	80	60	CGLD	81,000	4	1968	120 kW	D	81	63
BVG	81,000	4	1968	89 kW	D	80	60	CGLD	81,000	4	1968	120 kW	D	81	63
BVY	82,500	4	1984	110 kW	B	86	78	CGLE	81,000	4	1968	100 kW	D	81	63
BVZ	82,500	4	1984	110 kW	B	86	78	CHHB	82,500	4	1984	162 kW	B	87	84
BWA	82,500	4	1984	147 kW	B	86	78	CHHC	82,500	4	1984	169 kW	B	87	84
BWE	82,500	4	1984	147 kW	B	86	78	CHJA	82,500	4	1984	155 kW	B	86	79
BWT	82,500	4	1984	147 - 149 kW	B	86	78	CJCA	81,000	4	1968	105 kW	D	81	63
BXE	79,500	4	1896	77 kW	D	70	29	CJCB	81,000	4	1968	100 kW	D	81	63
BYK	82,500	4	1984	125 kW	B	86	78	CJCC	81,000	4	1968	88 kW	D	81	63
BYT	82,500	4	1798	118 kW	B	86	79	CJCD	81,000	4	1968	110 kW	D	81	63
BZB	82,500	4	1798	118 kW	B	86	79	CJEB	82,500	4	1798	125 kW	B	87	87
BZC	82,500	4	1984	188 kW	B	86	80	CJED	82,500	4	1798	106 kW	B	87	87
CABA	82,500	4	1798	88 kW	B	86	79	CJEE	82,500	4	1798	130 kW	B	87	87
CABB	82,500	4	1798	118 kW	B	86	79	CJSA	82,500	4	1798	132 kW	B	87	87
CADA	82,500	4	1984	155 kW	B	86	81	CJSB	82,500	4	1798	132 kW	B	87	87
CAEA	82,500	4	1984	132 kW	B	86	79	CJXB	82,500	4	1984	206 kW	B	87	84
CAEB	82,500	4	1984	155 - 164 kW	B	86	81	CJXC	82,500	4	1984	221 kW	B	87	84
CAED	82,500	4	1984	162 kW	B	86	81	CJXD	82,500	4	1984	213 kW	B	87	84
CAGA	81,000	4	1968	105 kW	D	81	62	CJXF	82,500	4	1984	210 kW	B	87	84
CAGB	81,000	4	1968	100 kW	D	81	62	CJXG	82,500	4	1984	228 kW	B	87	84
CAGC	81,000	4	1968	88 kW	D	81	62	CLHA	79,500	4	1598	77 kW	D	70	33
CAHA	81,000	4	1968	125 kW	D	81	62	CLJA	81,000	4	1968	103 kW	D	81	62
CAHB	81,000	4	1968	120 kW	D	81	62	CLLB	81,000	4	1968	130 kW	D	81	63
CAVG	76,500	4	1390	136 kW	B	64	12	CMEA	81,000	4	1968	105 kW	D	81	63
CAWB	82,500	4	1984	147 kW	B	86	79	CMFA	81,000	4	1968	105 kW	D	81	63
CAXA	76,500	4	1390	90 kW	B	64	11	CMFB	81,000	4	1968	110 kW	D	81	64
CAXC	76,500	4	1390	92 kW	B	64	11	CMGA	81,000	4	1968	125 kW	D	81	63
CAYB	79,500	4	1598	66 kW	D	70	31	CMGB	81,000	4	1968	130 kW	D	81	63
CAYC	79,500	4	1598	77 kW	D	70	31	CMSA	76,500	4	1390	92 kW	B	64	12
CBAA	81,000	4	1968	100 kW	D	81	62	CMXA	81,000	4	1595	75 kW	B	79	57
CBAB	81,000	4	1968	103 kW	D	81	62	CNCB	82,500	4	1984	132 kW	B	87	84
CBBB	81,000	4	1968	125 kW	D	81	62	CNCD	82,500	4	1984	165 kW	B	87	84
CBEA	81,000	4	1968	103 - 104 kW	D	81	63	CNCE	82,500	4	1984	169 kW	B	87	84
CBFA	82,500	4	1984	147 kW	B	86	81	CNHA	81,000	4	1968	140 kW	D	81	64
CBZA	71,000	4	1197	63 kW	B	62	4	CNHC	81,000	4	1968	120 kW	D	81	63
CBZB	71,000	4	1197	77 kW	B	62	4	CNSB	82,500	4	1798	125 kW	B	87	87
CCSA	81,000	4	1595	75 kW	B	79	57	CNTC	82,500	4	1984	162 kW	B	87	85
CCTA	82,500	4	1984	147 - 149 kW	B	86	81	CNUA	76,500	4	1390	136 kW	B	84	12
CCZA	82,500	4	1984	147 kW	B	86	81	CNVA	76,500	4	1390	90 kW	B	64	11
CCZC	82,500	4	1984	125 kW	B	86	79	CPMA	82,500	4	1984	155 kW	B	86	81
CDAA	82,500	4	1798	118 kW	B	86	82	CPMB	82,500	4	1984	162 kW	B	86	81
CDHA	82,500	4	1798	88 kW	B	86	82	CPSA	82,500	4	1984	155 kW	B	86	81
CDHB	82,500	4	1798	118 kW	B	86	82	CRBC	81,000	4	1968	110 kW	D	81	63
CDLA	82,500	4	1984	195 kW	B	87	83	CRFA	81,000	4	1968	81 kW	D	81	63
CDLB	82,500	4	1984	200 kW	B	87	83	CRFC	81,000	4	1968	105 kW	D	81	63
CDLC	82,500	4	1984	188 kW	B	87	83	CRKB	79,500	4	1598	81 kW	D	70	33
CDMA	82,500	4	1984	195 kW	B	86	80	CRLB	81,000	4	1968	110 kW	D	81	63
CDNB	82,500	4	1984	132 kW	B	86	79	CRUA	81,000	4	1968	110 kW	D	81	63
CDNC	82,500	4	1984	155 kW	B	86	81	CR	76,500	4	1588	40 kW	D	64	13
CESA	82,500	4	1984	155 kW	B	86	81	CSUA	81,000	4	1968	110 kW	D	81	63
CETA	82,500	4	1984	155 kW	B	86	81	CSUB	81,000	4	1968	100 kW	D	81	63
								CSUD	81,000	4	1968	110 kW	D	81	64



ENGINE	ccm	kW	1 POS	ENGINE	ccm	kW	1 POS
CSUE	81,000 4 1968	100 kW	D 81 64	DLVA	82,500 4 1984	140 kW	B 87 87
CTHG	76,500 4 1390	136 kW	B 64 12	DLVB	82,500 4 1984	110 kW	B 87 87
CTJA	76,500 4 1390	136 kW	B 64 12	DMFA	82,500 4 1984	180 kW	B 87 84
CULB	82,500 4 1984	132 kW	B 87 84	DNUE	82,500 4 1984	221 kW	B 87 84
CULC	82,500 4 1984	162 kW	B 87 84	DNUF	82,500 4 1984	225 kW	B 87 84
CUNA	81,000 4 1968	135 kW	D 81 63	DR	81,000 4 1781	55 kW	B 82 67
CUPA	81,000 4 1968	135 kW	D 81 63	DS	81,000 4 1781	66 kW	B 82 67
CUVB	81,000 4 1968	100 kW	D 81 63	DTA	81,000 4 1595	51 - 55 kW	B 82 66
CUVC	81,000 4 1968	110 kW	D 81 63	DT	81,000 4 1595	55 kW	B 83 68
CUWA	81,000 4 1968	135 kW	D 81 63	DZ	81,000 4 1781	82 kW	B 82 67
CVKB	82,500 4 1984	140 kW	B 87 87	EP	75,000 4 1297	44 kW	B 62 6
CVLA	82,500 4 1984	125 kW	B/G 87 85	FS	79,500 4 1588	53 kW	B 72 38
CWZA	82,500 4 1984	170 kW	B 87 84	FY	75,000 4 1272	40 - 44 kW	B 63 7
CXMA	79,500 4 1598	85 kW	D 70 32	FZ	75,000 4 1272	44 kW	B 63 7
CXXB	79,500 4 1598	81 kW	D 70 33	GV	79,500 5 2144	147 kW	B 71 34
CYFB	82,500 4 1984	215 kW	B 87 84	HB	69,500 4 1093	37 kW	B 61 2
CYGA	82,500 4 1798	140 kW	B 87 87	HC	69,500 4 1093	44 kW	B 61 2
CYMC	82,500 4 1984	185 kW	B 87 86	HD	69,500 4 1093	38 kW	B 61 3
CYNB	82,500 4 1984	185 kW	B 87 84	HE	64,500 4 771	25 kW	B 61 1
CYPA	82,500 4 1984	185 kW	B 87 84	HH	75,000 4 1272	44 kW	B 63 7
CYPB	82,500 4 1984	183 kW	B 87 84	HJ	75,000 4 1272	43 kW	B 63 8
CYRB	82,500 4 1984	185 kW	B 87 84	HP	81,000 5 1994	85 kW	B 83 69
CYRC	82,500 4 1984	183 kW	B 87 84	HX	81,000 5 2226	101 kW	B 83 69
CYVA	71,000 4 1197	63 kW	B 62 5	HY	81,000 5 2226	100 kW	B 83 69
CY	76,500 4 1588	51 kW	D 65 14	JKA	76,500 4 1588	37 - 40 kW	D 65 16
CZJA	81,000 4 1968	140 kW	D 81 64	JK	76,500 4 1588	40 kW	D 65 15
CZPB	82,500 4 1984	140 kW	B 87 87	JL	81,000 5 1994	81 kW	B 83 69
CZPC	82,500 4 1984	147 kW	B 87 87	JN	81,000 4 1781	66 - 68 kW	B 82 67
DAJB	82,500 4 1798	141 kW	B 87 87	JS	81,000 5 1994	85 kW	B 83 69
DAXB	82,500 4 1984	185 kW	B 87 84	JT	81,000 5 2226	82 - 89 kW	B 83 69
DAXC	82,500 4 1984	183 kW	B 87 84	JU	81,000 4 1595	55 kW	B 83 68
DAYB	82,500 4 1984	185 kW	B 87 84	JV	81,000 4 1781	66 kW	B 82 67
DBGA	81,000 4 1968	110 kW	D 81 64	JW	81,000 4 1781	66 kW	B 82 67
DBKA	79,500 4 1598	81 kW	D 70 33	JY	79,500 5 2144	134 kW	B 71 34
DBPA	82,500 4 1984	140 kW	B 87 87	KG	79,500 5 2144	134 kW	B 71 34
DCYA	81,000 4 1968	110 kW	D 81 63	KH	79,500 5 2144	100 - 104 kW	B 71 34
DDCA	81,000 4 1968	100 kW	D 81 64	KM	81,000 5 2226	77 kW	B 83 69
DDCB	81,000 4 1968	110 kW	D 81 64	KP	81,000 5 1994	85 kW	B 83 69
DDDA	81,000 4 1968	140 kW	D 81 64	KU	81,000 5 2226	101 - 103 kW	B 83 69
DDYA	79,500 4 1598	85 kW	D 70 33	KV	81,000 5 2226	100 kW	B 83 69
DDYB	79,500 4 1598	66 kW	D 70 33	KW	79,500 5 2144	220 - 225 kW	B 71 34
DD	81,000 4 1781	55 kW	B 81 65	KX	81,000 5 2226	75 - 88 kW	B 83 69
DEJA	81,000 4 1968	110 kW	D 81 64	KZ	81,000 5 2226	82 - 85 kW	B 83 69
DEJB	81,000 4 1968	81 kW	D 81 64	MG	81,000 4 1781	76 - 79 kW	B 83 70
DEMA	82,500 4 1984	140 kW	B 87 87	MU	81,000 4 1781	82 kW	B 83 70
DFGA	81,000 4 1968	110 kW	D 81 64	NE	81,000 4 1781	66 kW	B 84 71
DFHA	81,000 4 1968	140 kW	D 81 64	NF	82,500 5 2309	97 - 100 kW	B 84 73
DGCA	81,000 4 1968	135 kW	D 81 63	NG	82,500 5 2309	97 - 100 kW	B 84 73
DGTE	79,500 4 1598	85 kW	D 70 33	NM	81,000 5 1994	118 kW	B 83 69
DHDA	82,500 4 1984	140 kW	B 87 87	NP	81,000 4 1781	66 kW	B 82 67
DJGA	81,000 4 1968	135 kW	D 81 64	PH	81,000 4 1781	66 kW	B 82 67
DJHA	82,500 4 1984	228 kW	B 87 84	PM	81,000 4 1781	66 kW	B 82 67
DJHB	82,500 4 1984	213 kW	B 87 84	PP	81,000 4 1595	51 kW	B 82 67
DJJA	82,500 4 1984	215 kW	B 87 85	PS	81,000 5 1994	85 kW	B 83 69
DJYA	82,500 4 1984	185 kW	B 87 84	PV	81,000 4 1781	79 - 81 kW	B 82 67
DKTA	82,500 4 1984	169 kW	B 87 87	PX	81,000 5 2226	88 kW	B 83 69
DKTB	82,500 4 1984	180 kW	B 87 84	RA	76,500 4 1588	59 kW	D 66 17
DKYA	82,500 4 1984	140 kW	B 87 87	RN	81,000 4 1595	55 kW	B 72 39
DKZA	82,500 4 1984	140 kW	B 87 87	RS	81,000 4 1781	55 kW	B 82 67
DKZB	82,500 4 1984	145 kW	B 87 87	RT	81,000 5 1994	85 kW	B 83 69
DKZC	82,500 4 1984	147 kW	B 87 87	RU	81,000 4 1781	55 kW	B 82 67
DLRA	82,500 4 1984	215 kW	B 87 84	SA	81,000 4 1595	54 kW	B 84 72

ENGINE	\varnothing		ccm	kW			1 POS	ENGINE	\varnothing		ccm	kW			1 POS
SB	76,500	4	1588	59 kW	D	66	17	YG	79,500	4	1588	57 - 61 kW	B	72	38
SD	82,500	4	1847	83 kW	B	85	74	YH	79,500	4	1588	57 - 61 kW	B	72	38
SF	81,000	4	1781	65 - 66 kW	B	72	39	YJ	76,500	4	1471	55 kW	B	66	19
SH	81,000	4	1781	65 - 66 kW	B	82	67	YK	79,500	4	1588	59 - 61 kW	B	71	35
SK	81,000	5	1994	83 kW	B	83	69	YM	79,500	4	1588	63 kW	B	71	35
SL	81,000	5	1994	83 kW	B	83	69	YN	79,500	4	1588	55 kW	B	71	37
WK	79,500	5	2144	96 - 100 kW	B	71	34	YP	79,500	4	1588	63 kW	B	71	37
WP	79,500	4	1588	48 - 51 kW	B	72	38	YS	79,500	4	1588	81 kW	B	71	37
WR	79,500	5	2144	147 kW	B	71	34	YT	79,500	4	1588	51 kW	B	71	35
WT	79,500	4	1715	55 - 58 kW	B	71	35	YV	79,500	4	1588	63 kW	B	71	37
WVA	79,500	4	1588	55 kW	B	71	36	YY	79,500	4	1588	51 kW	B	72	38
WV	79,500	4	1588	55 kW	B	71	37	YZ	79,500	4	1588	81 kW	B	71	37
WX	79,500	5	2144	118 - 119 kW	B	71	34	ZA	75,000	4	1297	40 kW	B	63	9
WY	79,500	4	1588	55 kW	B	72	38	ZB	76,500	4	1471	55 kW	B	67	20
WZ	79,500	4	1588	55 kW	B	72	38	ZC	76,500	4	1471	63 kW	B	67	20
XW	76,500	4	1471	57 kW	B	66	18	ZF	75,000	4	1297	44 kW	B	63	9
XX	79,500	4	1584	74 kW	B	71	35	ZV	79,500	4	1716	59 kW	B	71	35



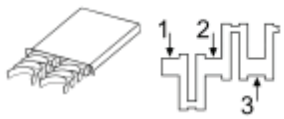
64,500 mm							1			
HE										
405002-00-4 *										5 pairs
-25-4	1,2,5	HL	AL	53,958	59,000	18,500	↑ LO1G	2,502	3 pairs	
-50-4				53,978	59,019		↓ L			
-75-4										
-100-4	4	HL	AL	53,958	59,000	18,500	↑ LO1G	2,502	1 pair	
				53,978	59,019		↓ LO1G			
	3	FL	AL	53,958	59,000	24,930	↑ LO1G	2,502	1 pair	
				53,978	59,019		↓ L			
405008-00-4 *										5 pairs
-25-4	1,2,4,5	HL	AL	53,958	59,000	18,500	↑ LO1G	2,502	4 pairs	
-50-4				53,978	59,019		↓ L			
-75-4										
-100-4	3	FL	AL	53,958	59,000	24,930	↑ LO1G	2,502	1 pair	
				53,978	59,019		↓ L			
435008-00-4										4 pairs
-25-4	1-4	PL	CU3	41,965	45,000	18,000	↑ L	1,505		
-50-4				41,980	45,016		↓ L			
-75-4										
69,500 mm							2			
HB, HC,										
405002-00-4 *										5 pairs
-25-4	1,2,5	HL	AL	53,958	59,000	18,500	↑ LO1G	2,502	3 pairs	
-50-4				53,978	59,019		↓ L			
-75-4										
-100-4	4	HL	AL	53,958	59,000	18,500	↑ LO1G	2,502	1 pair	
				53,978	59,019		↓ LO1G			
	3	FL	AL	53,958	59,000	24,930	↑ LO1G	2,502	1 pair	
				53,978	59,019		↓ L			
405008-00-4 *										5 pairs
-25-4	1,2,4,5	HL	AL	53,958	59,000	18,500	↑ LO1G	2,502	4 pairs	
-50-4				53,978	59,019		↓ L			
-75-4										
-100-4	3	FL	AL	53,958	59,000	24,930	↑ LO1G	2,502	1 pair	
				53,978	59,019		↓ L			
415001-00-2										2 pairs
-10-2		AS	AL	59,500	72,950		↑ G	1,975		
-20-2				59,750	73,200		↓ L G			
435008-00-4										4 pairs
-25-4	1-4	PL	CU3	41,965	45,000	18,000	↑ L	1,505		
-50-4				41,980	45,016		↓ L			
-75-4										
69,500 mm							3			
HD										
405002-00-4 *										5 pairs
-25-4	1,2,5	HL	AL	53,958	59,000	18,500	↑ LO1G	2,502	3 pairs	
-50-4				53,978	59,019		↓ L			
-75-4										
-100-4	4	HL	AL	53,958	59,000	18,500	↑ LO1G	2,502	1 pair	
				53,978	59,019		↓ LO1G			
	3	FL	AL	53,958	59,000	24,930	↑ LO1G	2,502	1 pair	
				53,978	59,019		↓ L			
405008-00-4 *										5 pairs
-25-4	1,2,4,5	HL	AL	53,958	59,000	18,500	↑ LO1G	2,502	4 pairs	
-50-4				53,978	59,019		↓ L			
-75-4										
-100-4	3	FL	AL	53,958	59,000	24,930	↑ LO1G	2,502	1 pair	
				53,978	59,019		↓ L			
415001-00-2										2 pairs
-10-2		AS	AL	59,500	72,950		↑ G	1,975		
-20-2				59,750	73,200		↓ L G			



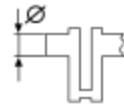
71,000 mm									4
CBZA, CBZB,									
405025-00-4									5 pairs
	1-5	HL	AL	41,963 41,978	47,000 47,019	16,300	↑ LO1G ↓ L	2,513	
415004-00-1									1 pair
	1	AS	AL	48,100 48,100	64,750 65,000		↑ G ↓ G	2,475	
435019-00-4									4 pairs
	-25-4 -50-4	1-4	PL	41,975 41,990	45,000 45,012	15,000	↑ O1 ↓ O1	1,500	
71,000 mm									5
CYVA									
415004-00-1									1 pair
	1	AS	AL	48,100 48,100	64,750 65,000		↑ G ↓ G	2,475	
75,000 mm									6
EP									
405001-00-4									5 pairs
	-25-4 -50-4 -75-4 -100-4	1,2,3,5	HL	53,958 53,978	59,000 59,019	18,500	↑ LO1G ↓ L	2,502	4 pairs
		4	HL	53,958 53,978	59,000 59,019	18,500	↑ LO1G ↓ LO1G	2,502	1 pair
405002-00-4 *									5 pairs
	-25-4 -50-4 -75-4 -100-4	1,2,5	HL	53,958 53,978	59,000 59,019	18,500	↑ LO1G ↓ L	2,502	3 pairs
		4	HL	53,958 53,978	59,000 59,019	18,500	↑ LO1G ↓ LO1G	2,502	1 pair
		3	FL	53,958 53,978	59,000 59,019	24,930	↑ LO1G ↓ L	2,502	1 pair
405008-00-4 *									5 pairs
	-25-4 -50-4 -75-4 -100-4	1,2,4,5	HL	53,958 53,978	59,000 59,019	18,500	↑ LO1G ↓ L	2,502	4 pairs
		3	FL	53,958 53,978	59,000 59,019	24,930	↑ LO1G ↓ L	2,502	1 pair
405018-00-4									5 pairs
	-25-4 -50-4	1-5	HL	53,958 53,978	59,000 59,019	18,500	↑ LO1G ↓ L	2,502	
415001-00-2									2 pairs
	-10-2 -20-2		AS	59,500 59,750	72,950 73,200		↑ G ↓ L G	1,975	
435002-00-4									4 pairs
	-25-4 -50-4 -75-4 -100-4	1-4	PL	47,758 47,778	50,600 50,612	19,000	↑ LO1 ↓ LO1	1,406	



75,000 mm							7			
FY, FZ, HH,										
405002-00-4 *										5 pairs
-25-4	1,2,5	HL	AL	53,958	59,000	18,500	↑ LO1G	2,502	3 pairs	
-50-4				53,978	59,019		↓ L			
-75-4										
-100-4	4	HL	AL	53,958	59,000	18,500	↑ LO1G	2,502	1 pair	
				53,978	59,019		↓ LO1G			
	3	FL	AL	53,958	59,000	24,930	↑ LO1G	2,502	1 pair	
				53,978	59,019		↓ L			
415001-00-2										2 pairs
-10-2		AS	AL	59,500	72,950		↑ G	1,975		
-20-2				59,750	73,200		↓ L G			
435008-00-4										4 pairs
-25-4	1-4	PL	CU3	41,965	45,000	18,000	↑ L	1,505		
-50-4				41,980	45,016		↓ L			
-75-4										
75,000 mm							8			
HJ										
415001-00-2										2 pairs
-10-2		AS	AL	59,500	72,950		↑ G	1,975		
-20-2				59,750	73,200		↓ L G			
435008-00-4										4 pairs
-25-4	1-4	PL	CU3	41,965	45,000	18,000	↑ L	1,505		
-50-4				41,980	45,016		↓ L			
-75-4										
75,000 mm							9			
ZA, ZF,										
405001-00-4										5 pairs
-25-4	1,2,3,5	HL	AL	53,958	59,000	18,500	↑ LO1G	2,502	4 pairs	
-50-4				53,978	59,019		↓ L			
-75-4										
-100-4	4	HL	AL	53,958	59,000	18,500	↑ LO1G	2,502	1 pair	
				53,978	59,019		↓ LO1G			
405002-00-4 *										5 pairs
-25-4	1,2,5	HL	AL	53,958	59,000	18,500	↑ LO1G	2,502	3 pairs	
-50-4				53,978	59,019		↓ L			
-75-4										
-100-4	4	HL	AL	53,958	59,000	18,500	↑ LO1G	2,502	1 pair	
				53,978	59,019		↓ LO1G			
	3	FL	AL	53,958	59,000	24,930	↑ LO1G	2,502	1 pair	
				53,978	59,019		↓ L			
405008-00-4 *										5 pairs
-25-4	1,2,4,5	HL	AL	53,958	59,000	18,500	↑ LO1G	2,502	4 pairs	
-50-4				53,978	59,019		↓ L			
-75-4										
-100-4	3	FL	AL	53,958	59,000	24,930	↑ LO1G	2,502	1 pair	
				53,978	59,019		↓ L			
405018-00-4										5 pairs
-25-4	1-5	HL	CU3	53,958	59,000	18,500	↑ LO1G	2,502		
-50-4				53,978	59,019		↓ L			
415001-00-2										2 pairs
-10-2		AS	AL	59,500	72,950		↑ G	1,975		
-20-2				59,750	73,200		↓ L G			



Type



76,500 mm								10	
AUA , BBY ,									
405014-00-4								5 pairs	
-25-4	1-5	HL	AL	53,963	59,000	18,500	↑ L O2G ↓ L	2,507	
-50-4				53,978	59,019				
415001-00-2								2 pairs	
-10-2		AS	AL	59,500	72,950		↑ G ↓ L G	1,975	
-20-2				59,750	73,200				
415002-00-1								1 pair	
		AS	CU2	59,500	71,550		↑ G ↓ G	2,475	
				59,750	71,800				
435013-00-4								4 pairs	
-25-4	1-4	PL	AL	47,763	50,600	18,500	↑ O1 ↓ O1	1,406	
-50-4				47,778	50,612				
-75-4									
76,500 mm								11	
BLF , BLP , CAXA , CAXC , CNVA ,									
405014-00-4								5 pairs	
-25-4	1-5	HL	AL	53,963	59,000	18,500	↑ L O2G ↓ L	2,507	
-50-4				53,978	59,019				
415001-00-2								2 pairs	
-10-2		AS	AL	59,500	72,950		↑ G ↓ L G	1,975	
-20-2				59,750	73,200				
435014-00-4								4 pairs	
-25-4	1-4	PL	AL	47,763	50,600	17,200	↑ O1 ↓ O1	1,406	
-50-4				47,778	50,612				
76,500 mm								12	
BAD , BAG , BAH , CAVG , CMSA , CNUA , CTHG , CTJA ,									
405014-00-4								5 pairs	
-25-4	1-5	HL	AL	53,963	59,000	18,500	↑ L O2G ↓ L	2,507	
-50-4				53,978	59,019				
415001-00-2								2 pairs	
-10-2		AS	AL	59,500	72,950		↑ G ↓ L G	1,975	
-20-2				59,750	73,200				
76,500 mm								13	
CR									
405002-00-4 *								5 pairs	
-25-4	1,2,5	HL	AL	53,958	59,000	18,500	↑ L O1G ↓ L	2,502	3 pairs
-50-4				53,978	59,019				
-75-4	4	HL	AL	53,958	59,000	18,500	↑ L O1G ↓ L O1G	2,502	1 pair
-100-4				53,978	59,019				
	3	FL	AL	53,958	59,000	24,930	↑ L O1G ↓ L	2,502	1 pair
				53,978	59,019				
405008-00-4 *								5 pairs	
-25-4	1,2,4,5	HL	AL	53,958	59,000	18,500	↑ L O1G ↓ L	2,502	4 pairs
-50-4				53,978	59,019				
-75-4	3	FL	AL	53,958	59,000	24,930	↑ L O1G ↓ L	2,502	1 pair
-100-4				53,978	59,019				
415001-00-2								2 pairs	
-10-2		AS	AL	59,500	72,950		↑ G ↓ L G	1,975	
-20-2				59,750	73,200				
435006-00-4								4 pairs	
-25-4	1-4	PL	AL	47,758	50,600	19,000	↑ L ↓ L	1,406	
-50-4				47,778	50,619				
-75-4									



76,500 mm **14**

CY										
405002-00-4 *										5 pairs
-25-4	1,2,5	HL	AL	53,958	59,000	18,500	↑ LO1G	2,502	3 pairs	
-50-4				53,978	59,019		↓ L			
-75-4										
-100-4	4	HL	AL	53,958	59,000	18,500	↑ LO1G	2,502	1 pair	
				53,978	59,019		↓ LO1G			
	3	FL	AL	53,958	59,000	24,930	↑ LO1G	2,502	1 pair	
				53,978	59,019		↓ L			
405008-00-4 *										5 pairs
-25-4	1,2,4,5	HL	AL	53,958	59,000	18,500	↑ LO1G	2,502	4 pairs	
-50-4				53,978	59,019		↓ L			
-75-4										
-100-4	3	FL	AL	53,958	59,000	24,930	↑ LO1G	2,502	1 pair	
				53,978	59,019		↓ L			
435006-00-4										4 pairs
-25-4	1-4	PL	AL	47,758	50,600	19,000	↑ L	1,406		
-50-4				47,778	50,619		↓ L			
-75-4										

76,500 mm **15**

JK										
405002-00-4 *										5 pairs
-25-4	1,2,5	HL	AL	53,958	59,000	18,500	↑ LO1G	2,502	3 pairs	
-50-4				53,978	59,019		↓ L			
-75-4										
-100-4	4	HL	AL	53,958	59,000	18,500	↑ LO1G	2,502	1 pair	
				53,978	59,019		↓ LO1G			
	3	FL	AL	53,958	59,000	24,930	↑ LO1G	2,502	1 pair	
				53,978	59,019		↓ L			
405008-00-4 *										5 pairs
-25-4	1,2,4,5	HL	AL	53,958	59,000	18,500	↑ LO1G	2,502	4 pairs	
-50-4				53,978	59,019		↓ L			
-75-4										
-100-4	3	FL	AL	53,958	59,000	24,930	↑ LO1G	2,502	1 pair	
				53,978	59,019		↓ L			
405012-00-4										5 pairs
-25-4	1-5	HL	AL	53,958	59,000	18,500	↑ LO1G	2,502		
-50-4				53,978	59,019		↓ L			
-75-4										
405018-00-4										5 pairs
-25-4	1-5	HL	CU3	53,958	59,000	18,500	↑ LO1G	2,502		
-50-4				53,978	59,019		↓ L			
415001-00-2										2 pairs
-10-2		AS	AL	59,500	72,950		↑ G	1,975		
-20-2				59,750	73,200		↓ L			
435006-00-4										4 pairs
-25-4	1-4	PL	AL	47,758	50,600	19,000	↑ L	1,406		
-50-4				47,778	50,619		↓ L			
-75-4										

76,500 mm **16**

JKA										
405002-00-4 *										5 pairs
-25-4	1,2,5	HL	AL	53,958	59,000	18,500	↑ LO1G	2,502	3 pairs	
-50-4				53,978	59,019		↓ L			
-75-4										
-100-4	4	HL	AL	53,958	59,000	18,500	↑ LO1G	2,502	1 pair	
				53,978	59,019		↓ LO1G			
	3	FL	AL	53,958	59,000	24,930	↑ LO1G	2,502	1 pair	
				53,978	59,019		↓ L			



76,500 mm	17
------------------	-----------

RA, SB,									
405012-00-4									5 pairs
-25-4	1-5	HL	AL	53,958	59,000	18,500	↑ LO1G	2,502	
-50-4				53,978	59,019		↓ L		
-75-4									
405018-00-4									5 pairs
-25-4	1-5	HL	CU3	53,958	59,000	18,500	↑ LO1G	2,502	
-50-4				53,978	59,019		↓ L		
415001-00-2									2 pairs
-10-2		AS	AL	59,500	72,950		↑ G	1,975	
-20-2				59,750	73,200		↓ L G		
435006-00-4									4 pairs
-25-4	1-4	PL	AL	47,758	50,600	19,000	↑ L	1,406	
-50-4				47,778	50,619		↓ L		
-75-4									

76,500 mm	18
------------------	-----------

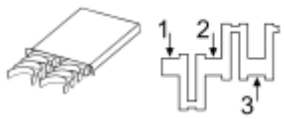
XW									
405002-00-4 *									5 pairs
-25-4	1,2,5	HL	AL	53,958	59,000	18,500	↑ LO1G	2,502	3 pairs
-50-4				53,978	59,019		↓ L		
-75-4									
-100-4	4	HL	AL	53,958	59,000	18,500	↑ LO1G	2,502	1 pair
				53,978	59,019		↓ LO1G		
	3	FL	AL	53,958	59,000	24,930	↑ LO1G	2,502	1 pair
				53,978	59,019		↓ L		
405008-00-4 *									5 pairs
-25-4	1,2,4,5	HL	AL	53,958	59,000	18,500	↑ LO1G	2,502	4 pairs
-50-4				53,978	59,019		↓ L		
-75-4									
-100-4	3	FL	AL	53,958	59,000	24,930	↑ LO1G	2,502	1 pair
				53,978	59,019		↓ L		

76,500 mm	19
------------------	-----------

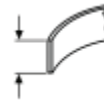
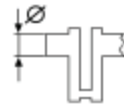
YJ									
405001-00-4									5 pairs
-25-4	1,2,3,5	HL	AL	53,958	59,000	18,500	↑ LO1G	2,502	4 pairs
-50-4				53,978	59,019		↓ L		
-75-4									
-100-4	4	HL	AL	53,958	59,000	18,500	↑ LO1G	2,502	1 pair
				53,978	59,019		↓ LO1G		
405002-00-4 *									5 pairs
-25-4	1,2,5	HL	AL	53,958	59,000	18,500	↑ LO1G	2,502	3 pairs
-50-4				53,978	59,019		↓ L		
-75-4									
-100-4	4	HL	AL	53,958	59,000	18,500	↑ LO1G	2,502	1 pair
				53,978	59,019		↓ LO1G		
	3	FL	AL	53,958	59,000	24,930	↑ LO1G	2,502	1 pair
				53,978	59,019		↓ L		
405008-00-4 *									5 pairs
-25-4	1,2,4,5	HL	AL	53,958	59,000	18,500	↑ LO1G	2,502	4 pairs
-50-4				53,978	59,019		↓ L		
-75-4									
-100-4	3	FL	AL	53,958	59,000	24,930	↑ LO1G	2,502	1 pair
				53,978	59,019		↓ L		
405018-00-4									5 pairs
-25-4	1-5	HL	CU3	53,958	59,000	18,500	↑ LO1G	2,502	
-50-4				53,978	59,019		↓ L		



76,500 mm							20			
ZB, ZC,										
405001-00-4 5 pairs										
-25-4	1,2,3,5	HL	AL	53,958	59,000	18,500	↑ LO1G	2,502	4 pairs	
-50-4				53,978	59,019		↓ L			
-75-4										
-100-4	4	HL	AL	53,958	59,000	18,500	↑ LO1G	2,502	1 pair	
				53,978	59,019		↓ LO1G			
405002-00-4 * 5 pairs										
-25-4	1,2,5	HL	AL	53,958	59,000	18,500	↑ LO1G	2,502	3 pairs	
-50-4				53,978	59,019		↓ L			
-75-4										
-100-4	4	HL	AL	53,958	59,000	18,500	↑ LO1G	2,502	1 pair	
				53,978	59,019		↓ LO1G			
	3	FL	AL	53,958	59,000	24,930	↑ LO1G	2,502	1 pair	
				53,978	59,019		↓ L			
405008-00-4 * 5 pairs										
-25-4	1,2,4,5	HL	AL	53,958	59,000	18,500	↑ LO1G	2,502	4 pairs	
-50-4				53,978	59,019		↓ L			
-75-4										
-100-4	3	FL	AL	53,958	59,000	24,930	↑ LO1G	2,502	1 pair	
				53,978	59,019		↓ L			
405018-00-4 5 pairs										
-25-4	1-5	HL	CU3	53,958	59,000	18,500	↑ LO1G	2,502		
-50-4				53,978	59,019		↓ L			
415001-00-2 2 pairs										
-10-2		AS	AL	59,500	72,950		↑ G	1,975		
-20-2				59,750	73,200		↓ L G			
79,500 mm							21			
1Y										
405001-00-4 5 pairs										
-25-4	1,2,3,5	HL	AL	53,958	59,000	18,500	↑ LO1G	2,502	4 pairs	
-50-4				53,978	59,019		↓ L			
-75-4										
-100-4	4	HL	AL	53,958	59,000	18,500	↑ LO1G	2,502	1 pair	
				53,978	59,019		↓ LO1G			
405002-00-4 * 5 pairs										
-25-4	1,2,5	HL	AL	53,958	59,000	18,500	↑ LO1G	2,502	3 pairs	
-50-4				53,978	59,019		↓ L			
-75-4										
-100-4	4	HL	AL	53,958	59,000	18,500	↑ LO1G	2,502	1 pair	
				53,978	59,019		↓ LO1G			
	3	FL	AL	53,958	59,000	24,930	↑ LO1G	2,502	1 pair	
				53,978	59,019		↓ L			
405012-00-4 5 pairs										
-25-4	1-5	HL	AL	53,958	59,000	18,500	↑ LO1G	2,502		
-50-4				53,978	59,019		↓ L			
-75-4										
405018-00-4 5 pairs										
-25-4	1-5	HL	CU3	53,958	59,000	18,500	↑ LO1G	2,502		
-50-4				53,978	59,019		↓ L			
415001-00-2 2 pairs										
-10-2		AS	AL	59,500	72,950		↑ G	1,975		
-20-2				59,750	73,200		↓ L G			
435006-00-4 4 pairs										
-25-4	1-4	PL	AL	47,758	50,600	19,000	↑ L	1,406		
-50-4				47,778	50,619		↓ L			
-75-4										



Type



79,500 mm

22

ADE

405001-00-4										5 pairs
-25-4	1,2,3,5	HL	AL	53,958	59,000	18,500	↑ LO1G	2,502	4 pairs	
-50-4				53,978	59,019		↓ L			
-75-4										
-100-4	4	HL	AL	53,958	59,000	18,500	↑ LO1G	2,502	1 pair	
				53,978	59,019		↓ LO1G			
405012-00-4										5 pairs
-25-4	1-5	HL	AL	53,958	59,000	18,500	↑ LO1G	2,502		
-50-4				53,978	59,019		↓ L			
-75-4										
415001-00-2										2 pairs
-10-2		AS	AL	59,500	72,950		↑ G	1,975		
-20-2				59,750	73,200		↓ L G			
435005-00-4										4 pairs
-25-4	1-4	PL	CU3	47,758	50,600	20,000	↑ L	1,406		
-50-4				47,778	50,619		↓ L			

79,500 mm

23

AFF

405012-00-4										5 pairs
-25-4	1-5	HL	AL	53,958	59,000	18,500	↑ LO1G	2,502		
-50-4				53,978	59,019		↓ L			
-75-4										
405018-00-4										5 pairs
-25-4	1-5	HL	CU3	53,958	59,000	18,500	↑ LO1G	2,502		
-50-4				53,978	59,019		↓ L			
415001-00-2										2 pairs
-10-2		AS	AL	59,500	72,950		↑ G	1,975		
-20-2				59,750	73,200		↓ L G			
435005-00-4										4 pairs
-25-4	1-4	PL	CU3	47,758	50,600	20,000	↑ L	1,406		
-50-4				47,778	50,619		↓ L			

79,500 mm

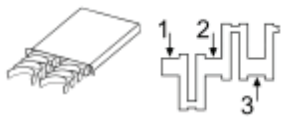
24

AHF

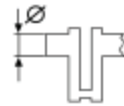
405012-00-4										5 pairs
-25-4	1-5	HL	AL	53,958	59,000	18,500	↑ LO1G	2,502		
-50-4				53,978	59,019		↓ L			
-75-4										
415001-00-2										2 pairs
-10-2		AS	AL	59,500	72,950		↑ G	1,975		
-20-2				59,750	73,200		↓ L G			



79,500 mm								25		
1Z, AAZ, AGR, AHH, AHU, ALH,										
405001-00-4										5 pairs
-25-4	1,2,3,5	HL	AL	53,958	59,000	18,500	↑ LO1G	2,502	4 pairs	
-50-4				53,978	59,019		↓ L			
-75-4										
-100-4	4	HL	AL	53,958	59,000	18,500	↑ LO1G	2,502	1 pair	
				53,978	59,019		↓ LO1G			
405012-00-4										5 pairs
-25-4	1-5	HL	AL	53,958	59,000	18,500	↑ LO1G	2,502		
-50-4				53,978	59,019		↓ L			
-75-4										
405018-00-4										5 pairs
-25-4	1-5	HL	CU3	53,958	59,000	18,500	↑ LO1G	2,502		
-50-4				53,978	59,019		↓ L			
415001-00-2										2 pairs
-10-2		AS	AL	59,500	72,950		↑ G	1,975		
-20-2				59,750	73,200		↓ L G			
435005-00-4										4 pairs
-25-4	1-4	PL	CU3	47,758	50,600	20,000	↑ L	1,406		
-50-4				47,778	50,619		↓ L			
79,500 mm								26		
ASZ, AVF, AWX, BKE, BRB,										
405021-00-4										5 pairs
-25-4	1-5	HL	AL	53,958	59,000	18,500	↑ LO1G	2,501		
-50-4				53,978	59,012		↓ L			
415001-00-2										2 pairs
-10-2		AS	AL	59,500	72,950		↑ G	1,975		
-20-2				59,750	73,200		↓ L G			
435017-00-4										4 pairs
-25-4	1-4	PL	CU3	50,858	53,700	20,400		1,403		
-50-4			↓ AL	50,878	53,712					
-75-4										
465001-00-5										5 pairs
	1-5	NWL	CU3	28,947	32,000	25,000	↑ L	1,513		
				28,960	32,025		↓ L			
79,500 mm								27		
AJM, ATD, ATJ, AVB,										
405012-00-4										5 pairs
-25-4	1-5	HL	AL	53,958	59,000	18,500	↑ LO1G	2,502		
-50-4				53,978	59,019		↓ L			
-75-4										
415001-00-2										2 pairs
-10-2		AS	AL	59,500	72,950		↑ G	1,975		
-20-2				59,750	73,200		↓ L G			
435016-00-4										4 pairs
-25-4	1-4	PL	CU3	47,758	50,600	20,000		1,406		
-50-4			↓ AL	47,778	50,612					
-75-4										
465001-00-5										5 pairs
	1-5	NWL	CU3	28,947	32,000	25,000	↑ L	1,513		
				28,960	32,025		↓ L			



Type



79,500 mm

28

AFN , ANU , ASV , AVG ,

405012-00-4										5 pairs
-25-4	1-5	HL	AL	53,958	59,000	18,500	↑ LO1G	2,502		
-50-4				53,978	59,019		↓ L			
-75-4										
405018-00-4										5 pairs
-25-4	1-5	HL	CU3	53,958	59,000	18,500	↑ LO1G	2,502		
-50-4				53,978	59,019		↓ L			
415001-00-2										2 pairs
-10-2		AS	AL	59,500	72,950		↑ G	1,975		
-20-2				59,750	73,200		↓ L G			

79,500 mm

29

AXR , BKC , BLS , BXE ,

405021-00-4										5 pairs
-25-4	1-5	HL	AL	53,958	59,000	18,500	↑ LO1G	2,501		
-50-4				53,978	59,012		↓ L			
415001-00-2										2 pairs
-10-2		AS	AL	59,500	72,950		↑ G	1,975		
-20-2				59,750	73,200		↓ L G			
435016-00-4										4 pairs
-25-4	1-4	PL	CU3	47,758	50,600	20,000		1,406		
-50-4			↓ AL	47,778	50,612					
-75-4										
465001-00-5										5 pairs
	1-5	NWL	CU3	28,947	32,000	25,000	↑ L	1,513		
				28,960	32,025		↓ L			

79,500 mm

30

AMF , ATL , BHC ,

415002-00-1										1 pair
		AS	CU2	59,500	71,550		↑ G	2,475		
				59,750	71,800		↓ G			

79,500 mm

31

CAYB , CAYC ,

405021-00-4										5 pairs
-25-4	1-5	HL	AL	53,958	59,000	18,500	↑ LO1G	2,501		
-50-4				53,978	59,012		↓ L			
415001-00-2										2 pairs
-10-2		AS	AL	59,500	72,950		↑ G	1,975		
-20-2				59,750	73,200		↓ L G			
435016-00-4										4 pairs
-25-4	1-4	PL	CU3	47,758	50,600	20,000		1,406		
-50-4			↓ AL	47,778	50,612					
-75-4										

79,500 mm

32

CXMA

405014-00-4										5 pairs
-25-4	1-5	HL	AL	53,963	59,000	18,500	↑ LO2G	2,507		
-50-4				53,978	59,019		↓ L			
415001-00-2										2 pairs
-10-2		AS	AL	59,500	72,950		↑ G	1,975		
-20-2				59,750	73,200		↓ L G			

79,500 mm

33

CLHA , CRKB , CXXB , DBKA , DDYA , DDYB , DGTE ,

415001-00-2										2 pairs
-10-2		AS	AL	59,500	72,950		↑ G	1,975		
-20-2				59,750	73,200		↓ L G			



79,500 mm										34
GV, JY, KG, KH, KW, WK, WR, WX,										
435002-00-5 5 pairs										
-25-5	1-5	PL	AL	47,758	50,600	19,000	↑ LO1	1,406		
				47,778	50,612		↓ LO1			
79,500 mm										35
WT, XX, YK, YM, YT, ZV,										
405002-00-4 * 5 pairs										
-25-4	1,2,5	HL	AL	53,958	59,000	18,500	↑ LO1G	2,502	3 pairs	
-50-4				53,978	59,019		↓ L			
-75-4	4	HL	AL	53,958	59,000	18,500	↑ LO1G	2,502	1 pair	
-100-4				53,978	59,019		↓ LO1G			
	3	FL	AL	53,958	59,000	24,930	↑ LO1G	2,502	1 pair	
				53,978	59,019		↓ L			
405008-00-4 * 5 pairs										
-25-4	1,2,4,5	HL	AL	53,958	59,000	18,500	↑ LO1G	2,502	4 pairs	
-50-4				53,978	59,019		↓ L			
-75-4	3	FL	AL	53,958	59,000	24,930	↑ LO1G	2,502	1 pair	
-100-4				53,978	59,019		↓ L			
79,500 mm										36
WVA										
435006-00-4 4 pairs										
-25-4	1-4	PL	AL	47,758	50,600	19,000	↑ L	1,406		
-50-4				47,778	50,619		↓ L			
-75-4										
79,500 mm										37
WV, YN, YP, YS, YV, YZ,										
405001-00-4 5 pairs										
-25-4	1,2,3,5	HL	AL	53,958	59,000	18,500	↑ LO1G	2,502	4 pairs	
-50-4				53,978	59,019		↓ L			
-75-4	4	HL	AL	53,958	59,000	18,500	↑ LO1G	2,502	1 pair	
-100-4				53,978	59,019		↓ LO1G			
405002-00-4 * 5 pairs										
-25-4	1,2,5	HL	AL	53,958	59,000	18,500	↑ LO1G	2,502	3 pairs	
-50-4				53,978	59,019		↓ L			
-75-4	4	HL	AL	53,958	59,000	18,500	↑ LO1G	2,502	1 pair	
-100-4				53,978	59,019		↓ LO1G			
	3	FL	AL	53,958	59,000	24,930	↑ LO1G	2,502	1 pair	
				53,978	59,019		↓ L			
405008-00-4 * 5 pairs										
-25-4	1,2,4,5	HL	AL	53,958	59,000	18,500	↑ LO1G	2,502	4 pairs	
-50-4				53,978	59,019		↓ L			
-75-4	3	FL	AL	53,958	59,000	24,930	↑ LO1G	2,502	1 pair	
-100-4				53,978	59,019		↓ L			
405018-00-4 5 pairs										
-25-4	1-5	HL	CU3	53,958	59,000	18,500	↑ LO1G	2,502		
-50-4				53,978	59,019		↓ L			
415001-00-2 2 pairs										
-10-2		AS	AL	59,500	72,950		↑ G	1,975		
-20-2				59,750	73,200		↓ L G			



79,500 mm		38
------------------	--	-----------

FS, WP, WY, WZ, YG, YH, YY,

405002-00-4 *										5 pairs
-25-4	1,2,5	HL	AL	53,958	59,000	18,500	↑ LO1G	2,502	3 pairs	
-50-4				53,978	59,019		↓ L			
-75-4										
-100-4	4	HL	AL	53,958	59,000	18,500	↑ LO1G	2,502	1 pair	
				53,978	59,019		↓ LO1G			
	3	FL	AL	53,958	59,000	24,930	↑ LO1G	2,502	1 pair	
				53,978	59,019		↓ L			

81,000 mm		39
------------------	--	-----------

ABB, ABM, ADA, ADP, RN, SF,

405001-00-4										5 pairs
-25-4	1,2,3,5	HL	AL	53,958	59,000	18,500	↑ LO1G	2,502	4 pairs	
-50-4				53,978	59,019		↓ L			
-75-4										
-100-4	4	HL	AL	53,958	59,000	18,500	↑ LO1G	2,502	1 pair	
				53,978	59,019		↓ LO1G			
405018-00-4										5 pairs
-25-4	1-5	HL	CU3	53,958	59,000	18,500	↑ LO1G	2,502		
-50-4				53,978	59,019		↓ L			
415001-00-2										2 pairs
-10-2		AS	AL	59,500	72,950		↑ G	1,975		
-20-2				59,750	73,200		↓ L G			
435002-00-4										4 pairs
-25-4	1-4	PL	AL	47,758	50,600	19,000	↑ LO1	1,406		
-50-4				47,778	50,612		↓ LO1			
-75-4										
-100-4										

81,000 mm		40
------------------	--	-----------

ADR

405001-00-4										5 pairs
-25-4	1,2,3,5	HL	AL	53,958	59,000	18,500	↑ LO1G	2,502	4 pairs	
-50-4				53,978	59,019		↓ L			
-75-4										
-100-4	4	HL	AL	53,958	59,000	18,500	↑ LO1G	2,502	1 pair	
				53,978	59,019		↓ LO1G			
405002-00-4 *										5 pairs
-25-4	1,2,5	HL	AL	53,958	59,000	18,500	↑ LO1G	2,502	3 pairs	
-50-4				53,978	59,019		↓ L			
-75-4										
-100-4	4	HL	AL	53,958	59,000	18,500	↑ LO1G	2,502	1 pair	
				53,978	59,019		↓ LO1G			
	3	FL	AL	53,958	59,000	24,930	↑ LO1G	2,502	1 pair	
				53,978	59,019		↓ L			
405012-00-4										5 pairs
-25-4	1-5	HL	AL	53,958	59,000	18,500	↑ LO1G	2,502		
-50-4				53,978	59,019		↓ L			
-75-4										
405018-00-4										5 pairs
-25-4	1-5	HL	CU3	53,958	59,000	18,500	↑ LO1G	2,502		
-50-4				53,978	59,019		↓ L			
415001-00-2										2 pairs
-10-2		AS	AL	59,500	72,950		↑ G	1,975		
-20-2				59,750	73,200		↓ L G			
435002-00-4										4 pairs
-25-4	1-4	PL	AL	47,758	50,600	19,000	↑ LO1	1,406		
-50-4				47,778	50,612		↓ LO1			
-75-4										
-100-4										



81,000 mm								41	
AEH, APF,									
405005-00-4								5 pairs	
	1-5	HL	AL	53,963 53,983	59,000 59,010	18,500	↑ LO1 G ↓ L	2,508	
405012-00-4								5 pairs	
-25-4	1-5	HL	AL	53,958	59,000	18,500	↑ LO1 G	2,502	
-50-4				53,978	59,019		↓ L		
-75-4									
415001-00-2								2 pairs	
-10-2		AS	AL	59,500	72,950		↑ G	1,975	
-20-2				59,750	73,200		↓ L G		
415002-00-1								1 pair	
		AS	CU2	59,500	71,550		↑ G	2,475	
				59,750	71,800		↓ G		
435002-00-4								4 pairs	
-25-4	1-4	PL	AL	47,758	50,600	19,000	↑ LO1	1,406	
-50-4				47,778	50,612		↓ LO1		
-75-4									
-100-4									

81,000 mm								42	
AFY, AJL,									
405001-00-4								5 pairs	
-25-4	1,2,3,5	HL	AL	53,958	59,000	18,500	↑ LO1 G	2,502	4 pairs
-50-4				53,978	59,019		↓ L		
-75-4									
-100-4	4	HL	AL	53,958	59,000	18,500	↑ LO1 G	2,502	1 pair
				53,978	59,019		↓ LO1 G		
405005-00-4								5 pairs	
	1-5	HL	AL	53,963 53,983	59,000 59,010	18,500	↑ LO1 G ↓ L	2,508	
405012-00-4								5 pairs	
-25-4	1-5	HL	AL	53,958	59,000	18,500	↑ LO1 G	2,502	
-50-4				53,978	59,019		↓ L		
-75-4									
415001-00-2								2 pairs	
-10-2		AS	AL	59,500	72,950		↑ G	1,975	
-20-2				59,750	73,200		↓ L G		
435002-00-4								4 pairs	
-25-4	1-4	PL	AL	47,758	50,600	19,000	↑ LO1	1,406	
-50-4				47,778	50,612		↓ LO1		
-75-4									
-100-4									



81,000 mm **43**

AGN

405001-00-4 5 pairs										
-25-4	1,2,3,5	HL	AL	53,958	59,000	18,500	↑ LO1G	2,502	4 pairs	
-50-4				53,978	59,019		↓ L			
-75-4										
-100-4	4	HL	AL	53,958	59,000	18,500	↑ LO1G	2,502	1 pair	
				53,978	59,019		↓ LO1G			
405002-00-4 * 5 pairs										
-25-4	1,2,5	HL	AL	53,958	59,000	18,500	↑ LO1G	2,502	3 pairs	
-50-4				53,978	59,019		↓ L			
-75-4										
-100-4	4	HL	AL	53,958	59,000	18,500	↑ LO1G	2,502	1 pair	
				53,978	59,019		↓ LO1G			
	3	FL	AL	53,958	59,000	24,930	↑ LO1G	2,502	1 pair	
				53,978	59,019		↓ L			
405005-00-4 5 pairs										
	1-5	HL	AL	53,963	59,000	18,500	↑ LO1G	2,508		
				53,983	59,010		↓ L			
405012-00-4 5 pairs										
-25-4	1-5	HL	AL	53,958	59,000	18,500	↑ LO1G	2,502		
-50-4				53,978	59,019		↓ L			
-75-4										
405018-00-4 5 pairs										
-25-4	1-5	HL	CU3	53,958	59,000	18,500	↑ LO1G	2,502		
-50-4				53,978	59,019		↓ L			
415001-00-2 2 pairs										
-10-2		AS	AL	59,500	72,950		↑ G	1,975		
-20-2				59,750	73,200		↓ L G			
435002-00-4 4 pairs										
-25-4	1-4	PL	AL	47,758	50,600	19,000	↑ LO1	1,406		
-50-4				47,778	50,612		↓ LO1			
-75-4										
-100-4										

81,000 mm **44**

AHL

405012-00-4 5 pairs										
-25-4	1-5	HL	AL	53,958	59,000	18,500	↑ LO1G	2,502		
-50-4				53,978	59,019		↓ L			
-75-4										
405015-00-4 5 pairs										
-25-4	1-5	HL	AL	47,958	53,000	18,500	↑ LO1G	2,508		
-50-4				47,978	53,010		↓ L			
415001-00-2 2 pairs										
-10-2		AS	AL	59,500	72,950		↑ G	1,975		
-20-2				59,750	73,200		↓ L G			



81,000 mm								45	
AJP , AQE , ARH ,									
405005-00-4								5 pairs	
	1-5	HL	AL	53,963 53,983	59,000 59,010	18,500	↑ LO1G ↓ L	2,508	
405012-00-4								5 pairs	
-25-4	1-5	HL	AL	53,958	59,000	18,500	↑ LO1G	2,502	
-50-4				53,978	59,019		↓ L		
-75-4									
415002-00-1								1 pair	
		AS	CU2	59,500 59,750	71,550 71,800		↑ G ↓ G	2,475	
435002-00-4								4 pairs	
-25-4	1-4	PL	AL	47,758	50,600	19,000	↑ LO1	1,406	
-50-4				47,778	50,612		↓ LO1		
-75-4									
-100-4									
81,000 mm								46	
AGU , AJQ ,									
405001-00-4								5 pairs	
-25-4	1,2,3,5	HL	AL	53,958	59,000	18,500	↑ LO1G	2,502	4 pairs
-50-4				53,978	59,019		↓ L		
-75-4									
-100-4	4	HL	AL	53,958	59,000	18,500	↑ LO1G	2,502	1 pair
				53,978	59,019		↓ LO1G		
405002-00-4 *								5 pairs	
-25-4	1,2,5	HL	AL	53,958	59,000	18,500	↑ LO1G	2,502	3 pairs
-50-4				53,978	59,019		↓ L		
-75-4									
-100-4	4	HL	AL	53,958	59,000	18,500	↑ LO1G	2,502	1 pair
				53,978	59,019		↓ LO1G		
	3	FL	AL	53,958	59,000	24,930	↑ LO1G	2,502	1 pair
				53,978	59,019		↓ L		
405005-00-4								5 pairs	
	1-5	HL	AL	53,963 53,983	59,000 59,010	18,500	↑ LO1G ↓ L	2,508	
405012-00-4								5 pairs	
-25-4	1-5	HL	AL	53,958	59,000	18,500	↑ LO1G	2,502	
-50-4				53,978	59,019		↓ L		
-75-4									
405018-00-4								5 pairs	
-25-4	1-5	HL	CU3	53,958	59,000	18,500	↑ LO1G	2,502	
-50-4				53,978	59,019		↓ L		
415001-00-2								2 pairs	
-10-2		AS	AL	59,500	72,950		↑ G	1,975	
-20-2				59,750	73,200		↓ L G		



81,000 mm **47**

AKL

405005-00-4									5 pairs
	1-5	HL	AL	53,963 53,983	59,000 59,010	18,500	↑ LO1G ↓ L	2,508	
405012-00-4									5 pairs
-25-4	1-5	HL	AL	53,958	59,000	18,500	↑ LO1G	2,502	
-50-4				53,978	59,019		↓ L		
-75-4									
415001-00-2									2 pairs
-10-2		AS	AL	59,500	72,950		↑ G	1,975	
-20-2				59,750	73,200		↓ L G		
415002-00-1									1 pair
		AS	CU2	59,500	71,550		↑ G	2,475	
				59,750	71,800		↓ G		
435002-00-4									4 pairs
-25-4	1-4	PL	AL	47,758	50,600	19,000	↑ LO1	1,406	
-50-4				47,778	50,612		↓ LO1		
-75-4									
-100-4									
435003-00-4									4 pairs
	1-4	PL	AL ↓ CU3	47,758 47,778	50,600 50,612	18,500	↑ O1 ↓	1,406	

81,000 mm **48**

AMB

405002-00-4 *									5 pairs
-25-4	1,2,5	HL	AL	53,958	59,000	18,500	↑ LO1G	2,502	3 pairs
-50-4				53,978	59,019		↓ L		
-75-4	4	HL	AL	53,958	59,000	18,500	↑ LO1G	2,502	1 pair
-100-4				53,978	59,019		↓ LO1G		
	3	FL	AL	53,958	59,000	24,930	↑ LO1G	2,502	1 pair
				53,978	59,019		↓ L		
405005-00-4									5 pairs
	1-5	HL	AL	53,963 53,983	59,000 59,010	18,500	↑ LO1G ↓ L	2,508	
415001-00-2									2 pairs
-10-2		AS	AL	59,500	72,950		↑ G	1,975	
-20-2				59,750	73,200		↓ L G		
435003-00-4									4 pairs
	1-4	PL	AL ↓ CU3	47,758 47,778	50,600 50,612	18,500	↑ O1 ↓	1,406	

81,000 mm **49**

AMU

405012-00-4									5 pairs
-25-4	1-5	HL	AL	53,958	59,000	18,500	↑ LO1G	2,502	
-50-4				53,978	59,019		↓ L		
-75-4									
415001-00-2									2 pairs
-10-2		AS	AL	59,500	72,950		↑ G	1,975	
-20-2				59,750	73,200		↓ L G		



81,000 mm							50	
ANB , APG , APT , ARG , AVV ,								
405005-00-4							5 pairs	
	1-5	HL	AL	53,963 53,983	59,000 59,010	18,500	↑ LO1G ↓ L	2,508
405012-00-4							5 pairs	
-25-4	1-5	HL	AL	53,958	59,000	18,500	↑ LO1G	2,502
-50-4				53,978	59,019		↓ L	
-75-4								
415001-00-2							2 pairs	
-10-2		AS	AL	59,500	72,950		↑ G	1,975
-20-2				59,750	73,200		↓ L G	
435002-00-4							4 pairs	
-25-4	1-4	PL	AL	47,758	50,600	19,000	↑ LO1	1,406
-50-4				47,778	50,612		↓ LO1	
-75-4								
-100-4								
81,000 mm							51	
AMK , APP , APU , APX , APY , AQA , ARZ , AUL , BAM ,								
405005-00-4							5 pairs	
	1-5	HL	AL	53,963 53,983	59,000 59,010	18,500	↑ LO1G ↓ L	2,508
405012-00-4							5 pairs	
-25-4	1-5	HL	AL	53,958	59,000	18,500	↑ LO1G	2,502
-50-4				53,978	59,019		↓ L	
-75-4								
415001-00-2							2 pairs	
-10-2		AS	AL	59,500	72,950		↑ G	1,975
-20-2				59,750	73,200		↓ L G	
81,000 mm							52	
ARK								
405012-00-4							5 pairs	
-25-4	1-5	HL	AL	53,958	59,000	18,500	↑ LO1G	2,502
-50-4				53,978	59,019		↓ L	
-75-4								
415001-00-2							2 pairs	
-10-2		AS	AL	59,500	72,950		↑ G	1,975
-20-2				59,750	73,200		↓ L G	
435002-00-4							4 pairs	
-25-4	1-4	PL	AL	47,758	50,600	19,000	↑ LO1	1,406
-50-4				47,778	50,612		↓ LO1	
-75-4								
-100-4								



81,000 mm								53
ARM								
405005-00-4 5 pairs								
	1-5	HL	AL	53,963 53,983	59,000 59,010	18,500	↑ LO1G ↓ L	2,508
405012-00-4 5 pairs								
-25-4	1-5	HL	AL	53,958	59,000	18,500	↑ LO1G	2,502
-50-4				53,978	59,019		↓ L	
-75-4								
405015-00-4 5 pairs								
-25-4	1-5	HL	AL	47,958	53,000	18,500	↑ LO1G	2,508
-50-4				47,978	53,010		↓ L	
415001-00-2 2 pairs								
-10-2		AS	AL	59,500	72,950		↑ G	1,975
-20-2				59,750	73,200		↓ L	
415002-00-1 1 pair								
		AS	CU2	59,500 59,750	71,550 71,800		↑ G ↓ G	2,475
435002-00-4 4 pairs								
-25-4	1-4	PL	AL	47,758	50,600	19,000	↑ LO1	1,406
-50-4				47,778	50,612		↓ LO1	
-75-4								
-100-4								
435021-00-4 4 pairs								
-25-4	1-4	PL	CU3	41,965	45,000	19,000	↑ O1	1,507
-50-4				41,980	45,016		↓	

81,000 mm								54
ANQ, ATW,								
405001-00-4 5 pairs								
-25-4	1,2,3,5	HL	AL	53,958	59,000	18,500	↑ LO1G	2,502
-50-4				53,978	59,019		↓ L	4 pairs
-75-4								
-100-4	4	HL	AL	53,958	59,000	18,500	↑ LO1G	2,502
				53,978	59,019		↓ LO1G	1 pair
415001-00-2 2 pairs								
-10-2		AS	AL	59,500	72,950		↑ G	1,975
-20-2				59,750	73,200		↓ L	

81,000 mm								55
ARX, ARY, AUM, AUQ, AWL, AWM, AWP, AWT,								
405005-00-4 5 pairs								
	1-5	HL	AL	53,963 53,983	59,000 59,010	18,500	↑ LO1G ↓ L	2,508
405012-00-4 5 pairs								
-25-4	1-5	HL	AL	53,958	59,000	18,500	↑ LO1G	2,502
-50-4				53,978	59,019		↓ L	
-75-4								
415001-00-2 2 pairs								
-10-2		AS	AL	59,500	72,950		↑ G	1,975
-20-2				59,750	73,200		↓ L	
435003-00-4 4 pairs								
	1-4	PL	AL ↓ CU3	47,758 47,778	50,600 50,612	18,500	↑ O1 ↓	1,406



81,000 mm							56			
AVJ , BEX , BFB ,										
405001-00-4 5 pairs										
-25-4	1,2,3,5	HL	AL	53,958	59,000	18,500	↑ LO1G	2,502	4 pairs	
-50-4				53,978	59,019		↓ L			
-75-4										
-100-4	4	HL	AL	53,958	59,000	18,500	↑ LO1G	2,502	1 pair	
				53,978	59,019		↓ LO1G			
405002-00-4 * 5 pairs										
-25-4	1,2,5	HL	AL	53,958	59,000	18,500	↑ LO1G	2,502	3 pairs	
-50-4				53,978	59,019		↓ L			
-75-4										
-100-4	4	HL	AL	53,958	59,000	18,500	↑ LO1G	2,502	1 pair	
				53,978	59,019		↓ LO1G			
	3	FL	AL	53,958	59,000	24,930	↑ LO1G	2,502	1 pair	
				53,978	59,019		↓ L			
405005-00-4 5 pairs										
	1-5	HL	AL	53,963	59,000	18,500	↑ LO1G	2,508		
				53,983	59,010		↓ L			
405012-00-4 5 pairs										
-25-4	1-5	HL	AL	53,958	59,000	18,500	↑ LO1G	2,502		
-50-4				53,978	59,019		↓ L			
-75-4										
415001-00-2 2 pairs										
-10-2		AS	AL	59,500	72,950		↑ G	1,975		
-20-2				59,750	73,200		↓ L G			
435003-00-4 4 pairs										
	1-4	PL	AL	47,758	50,600	18,500	↑ O1	1,406		
			↓ CU3	47,778	50,612		↓			
81,000 mm							57			
ALZ , ANA , AVU , BFQ , BGU , BSE , BSF , CCSA , CMXA ,										
405015-00-4 5 pairs										
-25-4	1-5	HL	AL	47,958	53,000	18,500	↑ LO1G	2,508		
-50-4				47,978	53,010		↓ L			
435021-00-4 4 pairs										
-25-4	1-4	PL	CU3	41,965	45,000	19,000	↑ O1	1,507		
-50-4				41,980	45,016		↓			



81,000 mm		58
------------------	--	-----------

BFV									
405001-00-4									
-25-4	1,2,3,5	HL	AL	53,958	59,000	18,500	↑ LO1G	2,502	5 pairs
-50-4				53,978	59,019		↓ L		4 pairs
-75-4									
-100-4	4	HL	AL	53,958	59,000	18,500	↑ LO1G	2,502	1 pair
				53,978	59,019		↓ LO1G		
405002-00-4 *									
-25-4	1,2,5	HL	AL	53,958	59,000	18,500	↑ LO1G	2,502	5 pairs
-50-4				53,978	59,019		↓ L		3 pairs
-75-4									
-100-4	4	HL	AL	53,958	59,000	18,500	↑ LO1G	2,502	1 pair
				53,978	59,019		↓ LO1G		
	3	FL	AL	53,958	59,000	24,930	↑ LO1G	2,502	1 pair
				53,978	59,019		↓ L		
405005-00-4									
	1-5	HL	AL	53,963	59,000	18,500	↑ LO1G	2,508	5 pairs
				53,983	59,010		↓ L		
405012-00-4									
-25-4	1-5	HL	AL	53,958	59,000	18,500	↑ LO1G	2,502	5 pairs
-50-4				53,978	59,019		↓ L		
-75-4									
415001-00-2									
-10-2		AS	AL	59,500	72,950		↑ G	1,975	2 pairs
-20-2				59,750	73,200		↓ L G		

81,000 mm		59
------------------	--	-----------

BKB									
405002-00-4 *									
-25-4	1,2,5	HL	AL	53,958	59,000	18,500	↑ LO1G	2,502	5 pairs
-50-4				53,978	59,019		↓ L		3 pairs
-75-4									
-100-4	4	HL	AL	53,958	59,000	18,500	↑ LO1G	2,502	1 pair
				53,978	59,019		↓ LO1G		
	3	FL	AL	53,958	59,000	24,930	↑ LO1G	2,502	1 pair
				53,978	59,019		↓ L		
405012-00-4									
-25-4	1-5	HL	AL	53,958	59,000	18,500	↑ LO1G	2,502	5 pairs
-50-4				53,978	59,019		↓ L		
-75-4									
415001-00-2									
-10-2		AS	AL	59,500	72,950		↑ G	1,975	2 pairs
-20-2				59,750	73,200		↓ L G		

81,000 mm		60
------------------	--	-----------

AZV , BKD , BLB , BMN , BNA , BRD , BRE , BRF , BVA , BVF , BVG ,									
405021-00-4									
-25-4	1-5	HL	AL	53,958	59,000	18,500	↑ LO1G	2,501	5 pairs
-50-4				53,978	59,012		↓ L		
415001-00-2									
-10-2		AS	AL	59,500	72,950		↑ G	1,975	2 pairs
-20-2				59,750	73,200		↓ L G		
435017-00-4									
-25-4	1-4	PL	CU3	50,858	53,700	20,400		1,403	4 pairs
-50-4			↓ AL	50,878	53,712				
-75-4									
465003-00-10									
	1-5	NWL	CU3	28,939	32,000	25,000	↑ LO1	1,513	10 pairs
				28,960	32,025		↓ L		5 pairs
	1-5	NWL	CU3	25,939	29,000	22,000	↑ LO1	1,513	5 pairs
				25,960	29,021		↓ LO1		5 pairs



81,000 mm								61	
BMM , BPW ,									
405021-00-4								5 pairs	
-25-4	1-5	HL	AL	53,958	59,000	18,500	↑ LO1G	2,501	
-50-4				53,978	59,012		↓ L		
415001-00-2								2 pairs	
-10-2		AS	AL	59,500	72,950		↑ G	1,975	
-20-2				59,750	73,200		↓ L G		
435017-00-4								4 pairs	
-25-4	1-4	PL	CU3	50,858	53,700	20,400		1,403	
-50-4			↓ AL	50,878	53,712				
-75-4									
465001-00-5								5 pairs	
	1-5	NWL	CU3	28,947	32,000	25,000	↑ L	1,513	
				28,960	32,025		↓ L		
81,000 mm								62	
BRC , CAGA , CAGB , CAGC , CAHA , CAHB , CBAA , CBAB , CBBB , CFFA , CFFB , CFGB , CFHB , CLJA ,									
405021-00-4								5 pairs	
-25-4	1-5	HL	AL	53,958	59,000	18,500	↑ LO1G	2,501	
-50-4				53,978	59,012		↓ L		
415001-00-2								2 pairs	
-10-2		AS	AL	59,500	72,950		↑ G	1,975	
-20-2				59,750	73,200		↓ L G		
435017-00-4								4 pairs	
-25-4	1-4	PL	CU3	50,858	53,700	20,400		1,403	
-50-4			↓ AL	50,878	53,712				
-75-4									
81,000 mm								63	
BUY , CBEA , CFGC , CFGD , CFHD , CGLA , CGLB , CGLC , CGLD , CGLE , CJCA , CJCB , CJCC , CJCD , CLLB , CMEA , CMFA , CMGA , CMGB , CNHC , CRBC , CRFA , CRFC , CRLB , CRUA , CSUA , CSUB , CUNA , CUPA , CUVB , CUVC , CUWA , DCYA , DGCA ,									
405021-00-4								5 pairs	
-25-4	1-5	HL	AL	53,958	59,000	18,500	↑ LO1G	2,501	
-50-4				53,978	59,012		↓ L		
415001-00-2								2 pairs	
-10-2		AS	AL	59,500	72,950		↑ G	1,975	
-20-2				59,750	73,200		↓ L G		
81,000 mm								64	
CMFB , CNHA , CSUD , CSUE , CZJA , DBGA , DDCA , DDCB , DDDA , DEJA , DEJB , DFGA , DFHA , DJGA ,									
415001-00-2								2 pairs	
-10-2		AS	AL	59,500	72,950		↑ G	1,975	
-20-2				59,750	73,200		↓ L G		
81,000 mm								65	
DD									
405002-00-4 *								5 pairs	
-25-4	1,2,5	HL	AL	53,958	59,000	18,500	↑ LO1G	2,502	3 pairs
-50-4				53,978	59,019		↓ L		
-75-4									
-100-4	4	HL	AL	53,958	59,000	18,500	↑ LO1G	2,502	1 pair
				53,978	59,019		↓ LO1G		
	3	FL	AL	53,958	59,000	24,930	↑ LO1G	2,502	1 pair
				53,978	59,019		↓ L		
405008-00-4 *								5 pairs	
-25-4	1,2,4,5	HL	AL	53,958	59,000	18,500	↑ LO1G	2,502	4 pairs
-50-4				53,978	59,019		↓ L		
-75-4									
-100-4	3	FL	AL	53,958	59,000	24,930	↑ LO1G	2,502	1 pair
				53,978	59,019		↓ L		



Type

81,000 mm		66
------------------	--	-----------

DTA

405001-00-4										5 pairs
-25-4	1,2,3,5	HL	AL	53,958	59,000	18,500	↑ LO1G	2,502	4 pairs	
-50-4				53,978	59,019		↓ L			
-75-4										
-100-4	4	HL	AL	53,958	59,000	18,500	↑ LO1G	2,502	1 pair	
				53,978	59,019		↓ LO1G			
405002-00-4 *										5 pairs
-25-4	1,2,5	HL	AL	53,958	59,000	18,500	↑ LO1G	2,502	3 pairs	
-50-4				53,978	59,019		↓ L			
-75-4										
-100-4	4	HL	AL	53,958	59,000	18,500	↑ LO1G	2,502	1 pair	
				53,978	59,019		↓ LO1G			
	3	FL	AL	53,958	59,000	24,930	↑ LO1G	2,502	1 pair	
				53,978	59,019		↓ L			
415001-00-2										2 pairs
-10-2		AS	AL	59,500	72,950		↑ G	1,975		
-20-2				59,750	73,200		↓ L G			

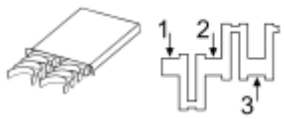
81,000 mm		67
------------------	--	-----------

4B, DR, DS, DZ, JN, JV, JW, NP, PH, PM, PP, PV, RS, RU, SH,

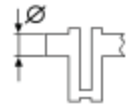
405001-00-4										5 pairs
-25-4	1,2,3,5	HL	AL	53,958	59,000	18,500	↑ LO1G	2,502	4 pairs	
-50-4				53,978	59,019		↓ L			
-75-4										
-100-4	4	HL	AL	53,958	59,000	18,500	↑ LO1G	2,502	1 pair	
				53,978	59,019		↓ LO1G			
405002-00-4 *										5 pairs
-25-4	1,2,5	HL	AL	53,958	59,000	18,500	↑ LO1G	2,502	3 pairs	
-50-4				53,978	59,019		↓ L			
-75-4										
-100-4	4	HL	AL	53,958	59,000	18,500	↑ LO1G	2,502	1 pair	
				53,978	59,019		↓ LO1G			
	3	FL	AL	53,958	59,000	24,930	↑ LO1G	2,502	1 pair	
				53,978	59,019		↓ L			
405018-00-4										5 pairs
-25-4	1-5	HL	CU3	53,958	59,000	18,500	↑ LO1G	2,502		
-50-4				53,978	59,019		↓ L			
415001-00-2										2 pairs
-10-2		AS	AL	59,500	72,950		↑ G	1,975		
-20-2				59,750	73,200		↓ L G			
435002-00-4										4 pairs
-25-4	1-4	PL	AL	47,758	50,600	19,000	↑ LO1	1,406		
-50-4				47,778	50,612		↓ LO1			
-75-4										
-100-4										



81,000 mm							68			
DT, JU,										
405001-00-4 5 pairs										
-25-4	1,2,3,5	HL	AL	53,958	59,000	18,500	↑ LO1G	2,502	4 pairs	
-50-4				53,978	59,019		↓ L			
-75-4										
-100-4	4	HL	AL	53,958	59,000	18,500	↑ LO1G	2,502	1 pair	
				53,978	59,019		↓ LO1G			
405002-00-4 * 5 pairs										
-25-4	1,2,5	HL	AL	53,958	59,000	18,500	↑ LO1G	2,502	3 pairs	
-50-4				53,978	59,019		↓ L			
-75-4										
-100-4	4	HL	AL	53,958	59,000	18,500	↑ LO1G	2,502	1 pair	
				53,978	59,019		↓ LO1G			
	3	FL	AL	53,958	59,000	24,930	↑ LO1G	2,502	1 pair	
				53,978	59,019		↓ L			
405008-00-4 * 5 pairs										
-25-4	1,2,4,5	HL	AL	53,958	59,000	18,500	↑ LO1G	2,502	4 pairs	
-50-4				53,978	59,019		↓ L			
-75-4										
-100-4	3	FL	AL	53,958	59,000	24,930	↑ LO1G	2,502	1 pair	
				53,978	59,019		↓ L			
405018-00-4 5 pairs										
-25-4	1-5	HL	CU3	53,958	59,000	18,500	↑ LO1G	2,502		
-50-4				53,978	59,019		↓ L			
415001-00-2 2 pairs										
-10-2		AS	AL	59,500	72,950		↑ G	1,975		
-20-2				59,750	73,200		↓ L G			
435002-00-4 4 pairs										
-25-4	1-4	PL	AL	47,758	50,600	19,000	↑ LO1	1,406		
-50-4				47,778	50,612		↓ LO1			
-75-4										
-100-4										
81,000 mm							69			
1B, 2B, HP, HX, HY, JL, JS, JT, KM, KP, KU, KV, KX, KZ, NM, PS, PX, RT, SK, SL,										
435002-00-5 5 pairs										
-25-5	1-5	PL	AL	47,758	50,600	19,000	↑ LO1	1,406		
				47,778	50,612		↓ LO1			
81,000 mm							70			
MG, MU,										
405002-00-4 * 5 pairs										
-25-4	1,2,5	HL	AL	53,958	59,000	18,500	↑ LO1G	2,502	3 pairs	
-50-4				53,978	59,019		↓ L			
-75-4										
-100-4	4	HL	AL	53,958	59,000	18,500	↑ LO1G	2,502	1 pair	
				53,978	59,019		↓ LO1G			
	3	FL	AL	53,958	59,000	24,930	↑ LO1G	2,502	1 pair	
				53,978	59,019		↓ L			
415001-00-2 2 pairs										
-10-2		AS	AL	59,500	72,950		↑ G	1,975		
-20-2				59,750	73,200		↓ L G			
435002-00-4 4 pairs										
-25-4	1-4	PL	AL	47,758	50,600	19,000	↑ LO1	1,406		
-50-4				47,778	50,612		↓ LO1			
-75-4										
-100-4										



Type



81,000 mm

71

AEB, NE,

405001-00-4										5 pairs
-25-4	1,2,3,5	HL	AL	53,958	59,000	18,500	↑ LO1G	2,502	4 pairs	
-50-4				53,978	59,019		↓ L			
-75-4										
-100-4	4	HL	AL	53,958	59,000	18,500	↑ LO1G	2,502	1 pair	
				53,978	59,019		↓ LO1G			
405002-00-4 *										5 pairs
-25-4	1,2,5	HL	AL	53,958	59,000	18,500	↑ LO1G	2,502	3 pairs	
-50-4				53,978	59,019		↓ L			
-75-4										
-100-4	4	HL	AL	53,958	59,000	18,500	↑ LO1G	2,502	1 pair	
				53,978	59,019		↓ LO1G			
	3	FL	AL	53,958	59,000	24,930	↑ LO1G	2,502	1 pair	
				53,978	59,019		↓ L			
405018-00-4										5 pairs
-25-4	1-5	HL	CU3	53,958	59,000	18,500	↑ LO1G	2,502		
-50-4				53,978	59,019		↓ L			
415001-00-2										2 pairs
-10-2		AS	AL	59,500	72,950		↑ G	1,975		
-20-2				59,750	73,200		↓ L G			

81,000 mm

72

SA

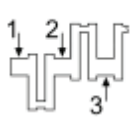
405002-00-4 *										5 pairs
-25-4	1,2,5	HL	AL	53,958	59,000	18,500	↑ LO1G	2,502	3 pairs	
-50-4				53,978	59,019		↓ L			
-75-4										
-100-4	4	HL	AL	53,958	59,000	18,500	↑ LO1G	2,502	1 pair	
				53,978	59,019		↓ LO1G			
	3	FL	AL	53,958	59,000	24,930	↑ LO1G	2,502	1 pair	
				53,978	59,019		↓ L			
405008-00-4 *										5 pairs
-25-4	1,2,4,5	HL	AL	53,958	59,000	18,500	↑ LO1G	2,502	4 pairs	
-50-4				53,978	59,019		↓ L			
-75-4										
-100-4	3	FL	AL	53,958	59,000	24,930	↑ LO1G	2,502	1 pair	
				53,978	59,019		↓ L			
435002-00-4										4 pairs
-25-4	1-4	PL	AL	47,758	50,600	19,000	↑ LO1	1,406		
-50-4				47,778	50,612		↓ LO1			
-75-4										
-100-4										

82,500 mm

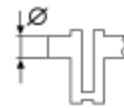
73

7A, AAR, NF, NG,

435002-00-5										5 pairs
-25-5	1-5	PL	AL	47,758	50,600	19,000	↑ LO1	1,406		
				47,778	50,612		↓ LO1			



Type



82,500 mm

74

3A, 6A, AAD, AAE, ABK, ABT, ACE, ADW, SD,

405001-00-4										5 pairs
-25-4	1,2,3,5	HL	AL	53,958	59,000	18,500	↑ LO1G	2,502	4 pairs	
-50-4				53,978	59,019		↓ L			
-75-4										
-100-4	4	HL	AL	53,958	59,000	18,500	↑ LO1G	2,502	1 pair	
				53,978	59,019		↓ LO1G			
405018-00-4										5 pairs
-25-4	1-5	HL	CU3	53,958	59,000	18,500	↑ LO1G	2,502		
-50-4				53,978	59,019		↓ L			
415001-00-2										2 pairs
-10-2		AS	AL	59,500	72,950		↑ G	1,975		
-20-2				59,750	73,200		↓ L G			
435002-00-4										4 pairs
-25-4	1-4	PL	AL	47,758	50,600	19,000	↑ LO1	1,406		
-50-4				47,778	50,612		↓ LO1			
-75-4										
-100-4										

82,500 mm

75

AXA

405012-00-4										5 pairs
-25-4	1-5	HL	AL	53,958	59,000	18,500	↑ LO1G	2,502		
-50-4				53,978	59,019		↓ L			
-75-4										
415001-00-2										2 pairs
-10-2		AS	AL	59,500	72,950		↑ G	1,975		
-20-2				59,750	73,200		↓ L G			

82,500 mm

76

BGB

405001-00-4										5 pairs
-25-4	1,2,3,5	HL	AL	53,958	59,000	18,500	↑ LO1G	2,502	4 pairs	
-50-4				53,978	59,019		↓ L			
-75-4										
-100-4	4	HL	AL	53,958	59,000	18,500	↑ LO1G	2,502	1 pair	
				53,978	59,019		↓ LO1G			
405002-00-4 *										5 pairs
-25-4	1,2,5	HL	AL	53,958	59,000	18,500	↑ LO1G	2,502	3 pairs	
-50-4				53,978	59,019		↓ L			
-75-4										
-100-4	4	HL	AL	53,958	59,000	18,500	↑ LO1G	2,502	1 pair	
				53,978	59,019		↓ LO1G			
	3	FL	AL	53,958	59,000	24,930	↑ LO1G	2,502	1 pair	
				53,978	59,019		↓ L			
405005-00-4										5 pairs
	1-5	HL	AL	53,963	59,000	18,500	↑ LO1G	2,508		
				53,983	59,010		↓ L			
405012-00-4										5 pairs
-25-4	1-5	HL	AL	53,958	59,000	18,500	↑ LO1G	2,502		
-50-4				53,978	59,019		↓ L			
-75-4										
415002-00-1										1 pair
		AS	CU2	59,500	71,550		↑ G	2,475		
				59,750	71,800		↓ G			
435003-00-4										4 pairs
	1-4	PL	AL	47,758	50,600	18,500	↑ O1	1,406		
			↓ CU3	47,778	50,612		↓			



82,500 mm **77**

BUL

405005-00-4 5 pairs								
1-5	HL	AL	53,963 53,983	59,000 59,010	18,500	↑ LO1G ↓ L	2,508	
415002-00-1 1 pair								
	AS	CU2	59,500 59,750	71,550 71,800		↑ G ↓ G	2,475	
435003-00-4 4 pairs								
1-4	PL	AL ↓ CU3	47,758 47,778	50,600 50,612	18,500	↑ O1 ↓	1,406	

82,500 mm **78**

ALT, AWA, AXW, AXX, BLR, BLX, BLY, BMB, BPG, BPJ, BPY, BVY, BVZ, BWA, BWE, BWT, BYK,

405005-00-4 5 pairs								
1-5	HL	AL	53,963 53,983	59,000 59,010	18,500	↑ LO1G ↓ L	2,508	
405012-00-4 5 pairs								
-25-4 -50-4 -75-4	1-5	HL	53,958 53,978	59,000 59,019	18,500	↑ LO1G ↓ L	2,502	
415002-00-1 1 pair								
	AS	CU2	59,500 59,750	71,550 71,800		↑ G ↓ G	2,475	
435003-00-4 4 pairs								
1-4	PL	AL ↓ CU3	47,758 47,778	50,600 50,612	18,500	↑ O1 ↓	1,406	

82,500 mm **79**

BYT, BZB, CABA, CABB, CAEA, CAWB, CCZC, CDNB, CHJA,

405023-00-4 5 pairs								
1-5	HL	AL	57,958 57,978	63,000 63,019	15,500	↑ LO2G ↓ L	2,510	
435029-00-4 4 pairs								
-25-4 -50-4	1-4	PL	47,758 47,778	50,600 50,619	17,500		1,406	

82,500 mm **80**

BHZ, BZC, CDMA,

415002-00-1 1 pair								
	AS	CU2	59,500 59,750	71,550 71,800		↑ G ↓ G	2,475	

82,500 mm **81**

CADA, CAEB, CAED, CBFA, CCTA, CCZA, CDNC, CESA, CETA, CFKA, CPMA, CPMB, CPSA,

405023-00-4 5 pairs								
1-5	HL	AL	57,958 57,978	63,000 63,019	15,500	↑ LO2G ↓ L	2,510	
435030-00-4 4 pairs								
1-4	PL	CU3 LF	47,758 47,778	50,600 50,619	17,500		1,406	

82,500 mm **82**

CDA, CDHA, CDHB,







405022-00-4 5 pairs								
1-5	HL	AL	51,958 51,978	57,000 57,019	15,500	↑ L ↓ LO2G	2,510	
435029-00-4 4 pairs								
-25-4 -50-4	1-4	PL	47,758 47,778	50,600 50,619	17,500		1,406	



82,500 mm									83
CDLA , CDLB , CDLC ,									
405005-00-4 5 pairs									
1-5	HL	AL	53,963 53,983	59,000 59,010	18,500	↑ LO1G ↓ L		2,508	
415002-00-1 1 pair									
	AS	CU2	59,500 59,750	71,550 71,800		↑ G ↓ G		2,475	
82,500 mm									84
CHHB , CHHC , CJXB , CJXC , CJXD , CJXF , CJXG , CNGB , CNCD , CNCE , CULB , CULC , CWZA , CYFB , CYNB , CYPA , CYPB , CYRB , CYRC , DAXB , DAXC , DAYB , DJHA , DJHB , DJYA , DKTB , DLRA , DMFA , DNUE , DNUF ,									
405022-00-4 5 pairs									
1-5	HL	AL	51,958 51,978	57,000 57,019	15,500	↑ L ↓ LO2G		2,510	
435030-00-4 4 pairs									
1-4	PL	CU3 LF	47,758 47,778	50,600 50,619	17,500			1,406	
82,500 mm									85
CNTC , CVLA , DJJA ,									
435030-00-4 4 pairs									
1-4	PL	CU3 LF	47,758 47,778	50,600 50,619	17,500			1,406	
82,500 mm									86
CYMC									
405022-00-4 5 pairs									
1-5	HL	AL	51,958 51,978	57,000 57,019	15,500	↑ L ↓ LO2G		2,510	
82,500 mm									87
CJEB , CJED , CJEE , CJSA , CJSB , CNSB , CVKB , CYGA , CZPB , CZPC , DAJB , DBPA , DEMA , DHDA , DKTA , DKYA , DKZA , DKZB , DKZC , DLVA , DLVB ,									
435029-00-4 4 pairs									
-25-4	1-4	PL	47,758	50,600	17,500			1,406	
-50-4			47,778	50,619					

AUDI (FAW)

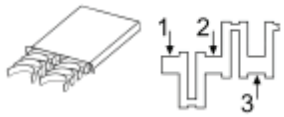


	 ENGINE	 00000	ccm		kW		 1 POS
A4 B6 (8E2) 1.8 T	BFB	02.03 - 07.05	1781	B	120 kW	90	3
A4 B6 (8E2) 1.8 T	BKB	02.03 - 07.05	1781	B	120 kW	90	2
A4 B7 (8YC) 1.8 T	BKB	04.03 - 09.08	1781	B	120 kW	90	2
A4 B7 (8YC) 2.0 T	BGB	07.05 - 09.08	1984	B	147 kW	91	6
A4 B7 (8YC) 2.0 T	BWE	07.05 - 09.08	1984	B	147 kW	91	6
A4L B8 (828) 1.8 30 TFSI	CCUA	08.09	1798	B	118 kW	91	8
A4L B8 (828) 2.0 TFSI	CADA	11.08 - 12.12	1984	B	155 kW	91	7
A4L B8 (828) 2.0 TFSI	CAEB	11.08 - 12.12	1984	B	155 kW	91	7
A4L B8 (828) 2.0 TFSI	CDNC	11.08 - 12.12	1984	B	155 kW	91	7
A4L B8 (828) 2.0 TFSI	CPMA	11.08 - 12.12	1984	B	155 kW	91	7
A4L B8 (828) 40 TFSI quattro	CADA	08.12 - 12.14	1984	B	155 kW	91	7
A4L B8 (828) 40 TFSI quattro	CAEB	08.12 - 12.14	1984	B	155 kW	91	7
A4L B8 (828) 40 TFSI quattro	CDNC	08.12 - 12.14	1984	B	155 kW	91	7
A4L B8 (828) 40 TFSI quattro	CPMA	08.12 - 12.14	1984	B	155 kW	91	7
A6 C5 (4Y8) 1.8 T	AWL	07.00 - 12.06	1781	B	110 kW	90	3
A6 C5 (4Y8) 1.8 T	BGC	07.00 - 12.06	1781	B	110 kW	91	4
A6 C5 (4Y8) 1.8	ADR	01.00 - 12.05	1781	B	92 kW	90	1
A6L C6 (4Z8) 2.0 TFSI	BPJ	09.05 - 12.12	1984	B	125 kW	91	6
Q3 (84B, 84G) 35 TFSI quattro	CRHA	04.13	1984	B	125 kW	91	10
Q3 (84B, 84G) 35 TFSI	CRHA	04.13	1984	B	125 kW	91	10
Q3 (84B, 84G) 40 TFSI quattro	CGM	04.13 - 12.16	1984	B	147 kW	91	9
Q5 B8 (83B) 2.0 TFSI quattro	CADA	03.10 - 12.15	1984	B	155 kW	91	7

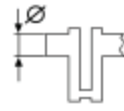


AUDI (FAW)

ENGINE	ccm			kW	B	90	1	ENGINE	ccm			kW	B	91	1
	Ø	4	1781						Ø	4	1781				
ADR	81,000	4	1781	92 kW	B	90	1	CADA	82,500	4	1984	155 kW	B	91	7
AWL	81,000	4	1781	110 kW	B	90	3	CAEB	82,500	4	1984	155 kW	B	91	7
BFB	81,000	4	1781	120 kW	B	90	3	CCUA	82,500	4	1798	118 kW	B	91	8
BGB	82,500	4	1984	147 kW	B	91	6	CDNC	82,500	4	1984	155 kW	B	91	7
BGC	81,000	4	1781	110 kW	B	91	4	CGM	82,500	4	1984	147 kW	B	91	9
BKB	81,000	4	1781	120 kW	B	90	2	CPMA	82,500	4	1984	155 kW	B	91	7
BPJ	82,500	4	1984	125 kW	B	91	6	CRHA	82,500	4	1984	125 kW	B	91	10
BWE	82,500	4	1984	125 - 147 kW	B	91	6	JW	81,000	4	1781	66 kW	B	91	5



Type



81,000 mm

1

ADR

405012-00-4									5 pairs
-25-4	1-5	HL	AL	53,958	59,000	18,500	↑ LO1G	2,502	
-50-4				53,978	59,019		↓ L		
-75-4									

81,000 mm

2

BKB

405001-00-4									5 pairs
-25-4	1,2,3,5	HL	AL	53,958	59,000	18,500	↑ LO1G	2,502	4 pairs
-50-4				53,978	59,019		↓ L		
-75-4									
-100-4	4	HL	AL	53,958	59,000	18,500	↑ LO1G	2,502	1 pair
				53,978	59,019		↓ LO1G		
405005-00-4									5 pairs
	1-5	HL	AL	53,963	59,000	18,500	↑ LO1G	2,508	
				53,983	59,010		↓ L		
405012-00-4									5 pairs
-25-4	1-5	HL	AL	53,958	59,000	18,500	↑ LO1G	2,502	
-50-4				53,978	59,019		↓ L		
-75-4									
415001-00-2									2 pairs
-10-2		AS	AL	59,500	72,950		↑ G	1,975	
-20-2				59,750	73,200		↓ L G		
435003-00-4									4 pairs
	1-4	PL	AL	47,758	50,600	18,500	↑ O1	1,406	
			↓ CU3	47,778	50,612		↓		

81,000 mm

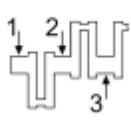
3

AWL, BFB,

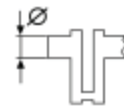
405001-00-4									5 pairs
-25-4	1,2,3,5	HL	AL	53,958	59,000	18,500	↑ LO1G	2,502	4 pairs
-50-4				53,978	59,019		↓ L		
-75-4									
-100-4	4	HL	AL	53,958	59,000	18,500	↑ LO1G	2,502	1 pair
				53,978	59,019		↓ LO1G		
405002-00-4 *									5 pairs
-25-4	1,2,5	HL	AL	53,958	59,000	18,500	↑ LO1G	2,502	3 pairs
-50-4				53,978	59,019		↓ L		
-75-4									
-100-4	4	HL	AL	53,958	59,000	18,500	↑ LO1G	2,502	1 pair
				53,978	59,019		↓ LO1G		
	3	FL	AL	53,958	59,000	24,930	↑ LO1G	2,502	1 pair
				53,978	59,019		↓ L		
405005-00-4									5 pairs
	1-5	HL	AL	53,963	59,000	18,500	↑ LO1G	2,508	
				53,983	59,010		↓ L		
405012-00-4									5 pairs
-25-4	1-5	HL	AL	53,958	59,000	18,500	↑ LO1G	2,502	
-50-4				53,978	59,019		↓ L		
-75-4									
415001-00-2									2 pairs
-10-2		AS	AL	59,500	72,950		↑ G	1,975	
-20-2				59,750	73,200		↓ L G		
435003-00-4									4 pairs
	1-4	PL	AL	47,758	50,600	18,500	↑ O1	1,406	
			↓ CU3	47,778	50,612		↓		



AUDI (FAW)



Type



81,000 mm

4

BGC

405001-00-4										5 pairs
-25-4	1,2,3,5	HL	AL	53,958	59,000	18,500	↑ LO1G	2,502	4 pairs	
-50-4				53,978	59,019		↓ L			
-75-4										
-100-4	4	HL	AL	53,958	59,000	18,500	↑ LO1G	2,502	1 pair	
				53,978	59,019		↓ LO1G			
415001-00-2										2 pairs
-10-2		AS	AL	59,500	72,950		↑ G	1,975		
-20-2				59,750	73,200		↓ L G			

81,000 mm

5

JW

405002-00-4 *										5 pairs
-25-4	1,2,5	HL	AL	53,958	59,000	18,500	↑ LO1G	2,502	3 pairs	
-50-4				53,978	59,019		↓ L			
-75-4										
-100-4	4	HL	AL	53,958	59,000	18,500	↑ LO1G	2,502	1 pair	
				53,978	59,019		↓ LO1G			
	3	FL	AL	53,958	59,000	24,930	↑ LO1G	2,502	1 pair	
				53,978	59,019		↓ L			

82,500 mm

6

BGB, BPJ, BWE,

405005-00-4										5 pairs
	1-5	HL	AL	53,963	59,000	18,500	↑ LO1G	2,508		
				53,983	59,010		↓ L			
415002-00-1										1 pair
		AS	CU2	59,500	71,550		↑ G	2,475		
				59,750	71,800		↓ G			
435003-00-4										4 pairs
	1-4	PL	AL	47,758	50,600	18,500	↑ O1	1,406		
			↓ CU3	47,778	50,612		↓			

82,500 mm

7

CADA, CAEB, CDNC, CPMA,

405023-00-4										5 pairs
	1-5	HL	AL	57,958	63,000	15,500	↑ LO2G	2,510		
				57,978	63,019		↓ L			
435030-00-4										4 pairs
	1-4	PL	CU3 LF	47,758	50,600	17,500		1,406		
				47,778	50,619					

82,500 mm

8

CCUA

405022-00-4										5 pairs
	1-5	HL	AL	51,958	57,000	15,500	↑ L	2,510		
				51,978	57,019		↓ LO2G			

82,500 mm

9

CGM

405023-00-4										5 pairs
	1-5	HL	AL	57,958	63,000	15,500	↑ LO2G	2,510		
				57,978	63,019		↓ L			
435029-00-4										4 pairs
-25-4	1-4	PL	AL	47,758	50,600	17,500		1,406		
-50-4				47,778	50,619					






82,500 mm

10

CRHA

435029-00-4										4 pairs
-25-4	1-4	PL	AL	47,758	50,600	17,500		1,406		
-50-4				47,778	50,619					



			ccm		kW		1 POS
LULINGSUJUN 2.8 D	4JB1-T	01.05	2771	D	75 kW	94	2



ENGINE	\varnothing	ccm	kW	D	94	1 POS
4JB1-T	93,000	4 2771	75 kW	D	94	2
8144.21	93,000	4 2445	67 kW	D	94	3








ENGINE	\varnothing	ccm	kW	D	94	1 POS
OM 612.963	88,000	5 2688	120 kW	D	94	1



88,000 mm										1
OM 612.963										
401012-00-5										6 pairs
-25-5	1-6	HL	AL ↓ CU3	57,940 57,965	62,500 62,519	17,500	↑ LO1G ↓ L	2,265		
411003-00-2										2 pairs
-10-2		AS	AL	65,800	81,000		↑ L G ↓ L G	2,200		
-20-2				65,800	81,000					
93,000 mm										2
4JB1-T										
403504-00-4										5 pairs
-25-4	1-5	HL	AL	69,916	73,975	23,000	↑ LO2G ↓ L	2,004		
-50-4				69,931	74,000					
413503-00-1										1 pair
	1	AS	AL	78,000	92,950		↑ G ↓ G	2,480		
				78,000	92,950					
433505-00-4										4 pairs
-25-4	1-4	PL	AL	52,918	55,984	25,800	↑ L ↓ L	1,513		
-50-4				52,931	55,999					
93,000 mm										3
8144.21										
403806-00-4 *										5 pairs
-25-4	1-4	HL	CU3	76,187	80,586	24,990	↑ LO1G ↓ L	2,172	4 pairs	
-50-4				76,200	80,607					
	5	FL	CU3	76,187	80,586	31,950	↑ LO1G ↓ L	2,172	1 pair	
				76,200	80,607					
433807-00-4										4 pairs
-25-4	1-4	PL	CU3	56,520	60,333	24,700	↑ L ↓ L	1,870		
-50-4				56,535	60,345					
433815-00-4										4 pairs
-25-4	1-4	PL	CU3	56,520	60,333	24,700	↑ LO1 ↓ LO1	1,870		
-50-4				56,535	60,345					



BEDFORD

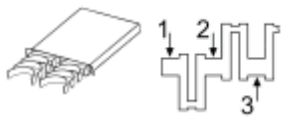
							
	ENGINE	00000	ccm			1 POS	
ASTRA VAN Kasten/Kombi 1.3	13 NB	09.84 - 09.89	1297	B	44 kW	97	3
ASTRA VAN Kasten/Kombi 1.3	13 N	09.84 - 09.89	1297	B	34 kW	97	3
ASTRA VAN Kasten/Kombi 1.3	13 S	09.84 - 09.89	1297	B	55 kW	97	3
ASTRA VAN Kasten/Kombi 1.4	14 NV	09.89 - 08.91	1389	B	44 kW	97	5
ASTRA VAN Kasten/Kombi 1.6 D	16 DA	09.87 - 08.89	1598	D	42 kW	98	8
ASTRA VAN Kasten/Kombi 1.6 D	16 D	07.82 - 08.84	1598	D	40 kW	98	7
ASTRA VAN Kasten/Kombi 1.6 D	16 D	09.85 - 08.88	1598	D	40 kW	98	7
ASTRA VAN Kasten/Kombi 1.6	16 SV	09.84 - 08.91	1598	B	66 kW	98	6
ASTRA VAN Kasten/Kombi 1.7 D	17 D	09.88 - 08.91	1699	D	42 kW	98	9
ASTRAMAX Kasten/Großraumlimousine 1.3	13 S	12.86 - 06.90	1297	B	55 kW	97	3
ASTRAMAX Kasten/Großraumlimousine 1.4	14 NV	09.89 - 06.90	1389	B	44 kW	97	5
ASTRAMAX Kasten/Großraumlimousine 1.4	14 NV	09.89 - 06.90	1389	B	56 kW	97	5
ASTRAMAX Kasten/Großraumlimousine 1.6 D	16 DA	09.85 - 08.88	1598	D	42 kW	98	8
ASTRAMAX Kasten/Großraumlimousine 1.6 D	16 D	09.85 - 08.88	1598	D	40 kW	98	7
ASTRAMAX Kasten/Großraumlimousine 1.7 D	17 D	09.88 - 06.90	1699	D	42 kW	98	9
BRAVA 2.5 D 4WD	4JA1	02.90 - 07.90	2499	D	56 kW	99	11
BRAVA 2.5 D	4JA1	02.90 - 07.90	2499	D	56 kW	99	11
KB 2.5 D Allrad	4JA1	01.83 - 12.88	2499	D	55 kW	99	11
MIDI Kasten 0.9	CD	07.86 - 06.90	843	B	30 kW	97	2
MIDI Kasten 1.0 Allrad	CB	07.86 - 10.88	993	B	34 kW	97	4
RASCAL Bus 1.0 Allrad	CB	07.86 - 06.90	993	B	34 kW	97	4
RASCAL Kasten 0.9	CD	07.86 - 06.90	843	B	30 kW	97	2
RASCAL Kasten 1.0 Allrad	CB	07.86 - 06.90	993	B	34 kW	97	4
RASCAL Pritsche/Fahrgestell 0.8	CD	07.86 - 06.90	843	B	30 kW	97	2
RASCAL Pritsche/Fahrgestell 1.0 Allrad	CB	07.86 - 06.90	993	B	34 kW	97	4

BEDFORD

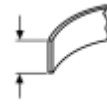
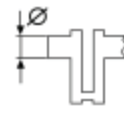


ENGINE	\varnothing		ccm	kW			1 POS
13 NB	75,000	4	1297	44 kW	B	97	3
13 N	75,000	4	1297	34 kW	B	97	3
13 S	75,000	4	1297	42 - 55 kW	B	97	3
14 NV	77,600	4	1389	44 - 56 kW	B	97	5
16 DA	80,000	4	1598	40 - 42 kW	D	98	8
16 D	80,000	4	1598	39 - 40 kW	D	98	7
16 SV	79,000	4	1598	60 - 66 kW	B	98	6

ENGINE	\varnothing		ccm	kW			1 POS
17 D	82,500	4	1699	42 kW	D	98	9
4154	88,900	4	2522	46 - 52 kW	D	98	10
4JA1	93,000	4	2499	55 - 56 kW	D	99	11
CB	76,000	3	993	34 kW	B	97	4
CD	70,000	3	843	29 - 30 kW	B	97	2
FA10A	65,500	4	970	34 kW	B	97	1



Type



65,500 mm

1

FA10A

403503-00-4										5 pairs
-25-4	1-5	HL	AL	49,974	53,997	20,000	↑ LO1G	1,990		
-50-4				49,989	54,018		↓ LO1G			
-75-4										

70,000 mm

2

CD

409615-00-3										4 pairs
-25-3	1-4	HL	AL	41,980	46,020	19,500	↑ LO1G	1,990		
-50-3				41,980	46,020		↓ L			
439617-00-3										3 pairs
-25-3	1-3	PL	AL	39,980	43,020	18,000	↑ L	1,490		
-50-3				39,980	43,020		↓ L			

75,000 mm

3

13 NB, 13 N, 13 S,

400301-00-4 *										5 pairs
-25-4	1,2,4,5	HL	AL	54,972	59,000	19,500	↑ LO1G	2,001	4 pairs	
-50-4				54,985	59,013		↓ LO1G			
-75-4										
-100-4	3	FL	AL	54,972	59,000	25,900	↑ LO1G	2,001	1 pair	
-125-4				54,985	59,013		↓ LO1G			
430302-00-4										4 pairs
-25-4	1-4	PL	AL	42,971	46,000	16,600	↑ LO1	1,497		
-50-4				42,987	46,012		↓ LO1			
-75-4										
-100-4										
-125-4										

76,000 mm

4

CB

409615-00-3										4 pairs
-25-3	1-4	HL	AL	41,980	46,020	19,500	↑ LO1G	1,990		
-50-3				41,980	46,020		↓ L			
439617-00-3										3 pairs
-25-3	1-3	PL	AL	39,980	43,020	18,000	↑ L	1,490		
-50-3				39,980	43,020		↓ L			

77,600 mm

5

14 NV

400301-00-4 *										5 pairs
-25-4	1,2,4,5	HL	AL	54,972	59,000	19,500	↑ LO1G	2,001	4 pairs	
-50-4				54,985	59,013		↓ LO1G			
-75-4										
-100-4	3	FL	AL	54,972	59,000	25,900	↑ LO1G	2,001	1 pair	
-125-4				54,985	59,013		↓ LO1G			
430302-00-4										4 pairs
-25-4	1-4	PL	AL	42,971	46,000	16,600	↑ LO1	1,497		
-50-4				42,987	46,012		↓ LO1			
-75-4										
-100-4										
-125-4										



79,000 mm 6

16 SV

400301-00-4 *									
5 pairs									
-25-4	1,2,4,5	HL	AL	54,972	59,000	19,500	↑ LO1G	2,001	4 pairs
-50-4				54,985	59,013		↓ LO1G		
-75-4									
-100-4	3	FL	AL	54,972	59,000	25,900	↑ LO1G	2,001	1 pair
-125-4				54,985	59,013		↓ LO1G		
430302-00-4 4 pairs									
-25-4	1-4	PL	AL	42,971	46,000	16,600	↑ LO1	1,497	
-50-4				42,987	46,012		↓ LO1		
-75-4									
-100-4									
-125-4									
433502-00-4 4 pairs									
-25-4	1-4	PL	CU3	48,971	52,000	19,300	↑ LO1	1,500	
-50-4				48,987	52,012		↓ L		

80,000 mm 7

16 D

403506-00-4 *									
5 pairs									
-25-4	1,2,4,5	HL	AL	57,982	62,000	19,500	↑ LO1G	1,995	4 pairs
-50-4				57,995	62,013		↓ LO1G		
	3	FL	AL	57,982	62,000	25,910	↑ LO1G	1,995	1 pair
				57,995	62,013		↓ LO1G		
433501-00-4 4 pairs									
-25-4	1-4	PL	CU3	48,971	52,000	19,300	↑ LO1	1,500	
-50-4				48,987	52,012		↓ L		
433502-00-4 4 pairs									
-25-4	1-4	PL	CU3	48,971	52,000	19,300	↑ LO1	1,500	
-50-4				48,987	52,012		↓ L		

80,000 mm 8

16 DA

403506-00-4 *									
5 pairs									
-25-4	1,2,4,5	HL	AL	57,982	62,000	19,500	↑ LO1G	1,995	4 pairs
-50-4				57,995	62,013		↓ LO1G		
	3	FL	AL	57,982	62,000	25,910	↑ LO1G	1,995	1 pair
				57,995	62,013		↓ LO1G		
433501-00-4 4 pairs									
-25-4	1-4	PL	CU3	48,971	52,000	19,300	↑ LO1	1,500	
-50-4				48,987	52,012		↓ L		

82,500 mm 9

17 D

403506-00-4 *									
5 pairs									
-25-4	1,2,4,5	HL	AL	57,982	62,000	19,500	↑ LO1G	1,995	4 pairs
-50-4				57,995	62,013		↓ LO1G		
	3	FL	AL	57,982	62,000	25,910	↑ LO1G	1,995	1 pair
				57,995	62,013		↓ LO1G		
433501-00-4 4 pairs									
-25-4	1-4	PL	CU3	48,971	52,000	19,300	↑ LO1	1,500	
-50-4				48,987	52,012		↓ L		

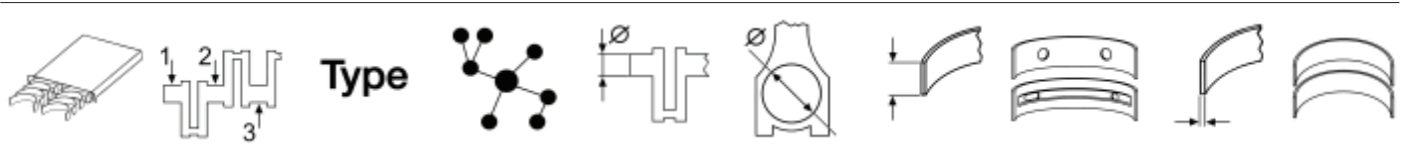
88,900 mm 10

4154






433601-00-4									
4 pairs									
-25-4	1-4	PL	AL	57,111	60,833	30,230	↑ L	1,822	
-50-4				57,124	60,845		↓ L		
-75-4									










BEDFORD








93,000 mm										11
4JA1										
403510-00-4										5 pairs
-25-4	1-5	HL	AL	59,920	63,987	23,030	↑ LO2G	2,004		
-50-4				59,932	64,000		↓ L			
433505-00-4										4 pairs
-25-4	1-4	PL	AL	52,918	55,984	25,800	↑ L	1,513		
-50-4				52,931	55,999		↓ L			








			ccm		kW		1 POS
1 (E81) 116 d	N47 D20 A	11.08 - 12.11	1995	D	85 kW	132	26
1 (E81) 116 d	N47 D20 A	01.11 - 12.11	1995	D	66 kW	132	26
1 (E81) 116 d	N47 D20 C	11.08 - 12.11	1995	D	85 kW	132	26
1 (E81) 116 d	N47 D20 C	01.11 - 12.11	1995	D	66 kW	132	26
1 (E81) 116 i	N43 B16 AA	03.07 - 12.11	1599	B	90 kW	129	9
1 (E81) 116 i	N43 B16 A	09.07 - 12.11	1599	B	85 kW	129	9
1 (E81) 116 i	N43 B16 A	03.07 - 12.11	1599	B	90 kW	129	9
1 (E81) 116 i	N43 B20 A	11.08 - 12.11	1995	B	90 kW	132	25
1 (E81) 116 i	N45 B16 A	09.07 - 12.11	1596	B	85 kW	132	24
1 (E81) 118 d	N47 D20 A	09.06 - 12.11	1995	D	105 kW	132	26
1 (E81) 118 d	N47 D20 A	09.06 - 12.11	1995	D	100 kW	132	26
1 (E81) 118 d	N47 D20 C	09.06 - 12.11	1995	D	105 kW	132	26
1 (E81) 118 d	N47 D20 C	09.06 - 12.11	1995	D	100 kW	132	26
1 (E81) 118 i	N43 B20 A	09.06 - 12.11	1995	B	105 kW	132	25
1 (E81) 118 i	N46 B20 B	09.06 - 12.11	1995	B	100 kW	132	24
1 (E81) 118 i	N46 B20 B	09.06 - 02.08	1995	B	95 kW	132	24
1 (E81) 120 d	N47 D20 A	03.07 - 12.11	1995	D	120 kW	132	26
1 (E81) 120 d	N47 D20 A	03.07 - 12.11	1995	D	130 kW	132	26
1 (E81) 120 d	N47 D20 C	03.07 - 12.11	1995	D	145 kW	132	26
1 (E81) 120 d	N47 D20 C	03.07 - 12.11	1995	D	120 kW	132	26
1 (E81) 120 d	N47 D20 C	03.07 - 12.11	1995	D	130 kW	132	26
1 (E81) 120 d	N47 D20 C	03.07 - 12.11	1995	D	145 kW	132	26
1 (E81) 120 i	N43 B20 A	03.07 - 09.12	1995	B	125 kW	132	25
1 (E81) 120 i	N43 B20 A	03.07 - 12.11	1995	B	120 kW	132	25
1 (E81) 120 i	N46 B20 B	03.07 - 12.11	1995	B	115 kW	132	24
1 (E81) 120 i	N46 B20 B	03.07 - 12.11	1995	B	120 kW	132	24
1 (E81) 120 i	N46 B20 C	03.07 - 12.11	1995	B	115 kW	132	24
1 (E81) 120 i	N46 B20 C	03.07 - 12.11	1995	B	120 kW	132	24
1 (E81) 123 d	N47 D20 B	03.07 - 12.11	1995	D	150 kW	132	26
1 (E81) 123 d	N47 D20 D	03.07 - 12.11	1995	D	150 kW	132	26
1 (E81) 130 i	N52 B30 A	09.06 - 02.12	2996	B	195 kW	133	31
1 (E81) 130 i	N52 B30 A	09.06 - 12.11	2996	B	190 kW	133	31
1 (E81) 130 i	N52 B30 BF	09.06 - 02.12	2996	B	195 kW	133	31
1 (E81) 130 i	N52 B30 BF	09.06 - 12.11	2996	B	190 kW	133	31
1 (E81) 130 i	N52 B30 B	09.06 - 02.12	2996	B	195 kW	133	31
1 (E81) 130 i	N52 B30 B	09.06 - 12.11	2996	B	190 kW	133	31
1 (E87) 116 d	N47 D20 A	03.09 - 06.11	1995	D	85 kW	132	26
1 (E87) 116 d	N47 D20 C	03.09 - 06.11	1995	D	85 kW	132	26
1 (E87) 116 d	N47 D20 C	01.11 - 12.11	1995	D	66 kW	132	26
1 (E87) 116 i	N43 B16 AA	09.07 - 06.11	1599	B	90 kW	129	9
1 (E87) 116 i	N43 B16 A	06.04 - 06.11	1599	B	85 kW	129	9
1 (E87) 116 i	N43 B16 A	09.07 - 06.11	1599	B	90 kW	129	9
1 (E87) 116 i	N43 B20 A	01.09 - 06.11	1995	B	90 kW	132	25
1 (E87) 116 i	N45 B16 A	06.04 - 06.11	1596	B	85 kW	132	24
1 (E87) 116 i	N45 B16 A	09.07 - 06.11	1596	B	90 kW	132	24
1 (E87) 118 d	M47 D20 (204D4)	06.04 - 02.07	1995	D	90 kW	130	12
1 (E87) 118 d	M47 D20 (204D4)	03.07 - 06.11	1995	D	100 kW	130	12
1 (E87) 118 d	M47 D20 (204D4)	03.07 - 06.11	1995	D	105 kW	130	12
1 (E87) 118 d	N47 D20 A	06.04 - 02.07	1995	D	90 kW	132	26
1 (E87) 118 d	N47 D20 A	03.07 - 06.11	1995	D	100 kW	132	26
1 (E87) 118 d	N47 D20 A	03.07 - 06.11	1995	D	105 kW	132	26
1 (E87) 118 d	N47 D20 C	06.04 - 02.07	1995	D	90 kW	132	26
1 (E87) 118 d	N47 D20 C	03.07 - 06.11	1995	D	100 kW	132	26
1 (E87) 118 d	N47 D20 C	03.07 - 06.11	1995	D	105 kW	132	26
1 (E87) 118 i	N43 B20 A	07.04 - 02.07	1995	B	95 kW	132	25
1 (E87) 118 i	N43 B20 A	10.06 - 06.11	1995	B	100 kW	132	25
1 (E87) 118 i	N43 B20 A	09.06 - 01.13	1995	B	105 kW	132	25
1 (E87) 118 i	N43 B20 A	03.07 - 12.07	1995	B	125 kW	132	25
1 (E87) 118 i	N46 B20 B	07.04 - 02.07	1995	B	95 kW	132	24
1 (E87) 118 i	N46 B20 B	10.06 - 06.11	1995	B	100 kW	132	24
1 (E87) 118 i	N46 B20 B	09.06 - 01.13	1995	B	105 kW	132	24
1 (E87) 120 d	M47 D20 (204D4)	06.04 - 06.11	1995	D	120 kW	130	12








							
1 (E87) 120 d	M47 D20 (204D4)	03.07 - 06.11	1995	D	130 kW	130	12
1 (E87) 120 d	M47 D20 (204D4)	06.04 - 02.07	1995	D	110 kW	130	12
1 (E87) 120 d	M47 D20 (204D4)	05.06 - 02.07	1995	D	115 kW	130	12
1 (E87) 120 d	N47 D20 A	06.04 - 06.11	1995	D	120 kW	132	26
1 (E87) 120 d	N47 D20 A	03.07 - 06.11	1995	D	130 kW	132	26
1 (E87) 120 d	N47 D20 A	03.07 - 10.10	1995	D	125 kW	132	26
1 (E87) 120 d	N47 D20 C	06.04 - 06.11	1995	D	120 kW	132	26
1 (E87) 120 d	N47 D20 C	03.07 - 06.11	1995	D	130 kW	132	26
1 (E87) 120 i	N43 B20 A	03.07 - 06.11	1995	B	120 kW	132	25
1 (E87) 120 i	N43 B20 A	03.07 - 06.11	1995	B	125 kW	132	25
1 (E87) 120 i	N46 B20 A	03.07 - 06.11	1995	B	115 kW	132	24
1 (E87) 120 i	N46 B20 BD	06.04 - 02.07	1995	B	110 kW	132	24
1 (E87) 120 i	N46 B20 BD	03.07 - 06.11	1995	B	115 kW	132	24
1 (E87) 120 i	N46 B20 BD	03.07 - 06.11	1995	B	120 kW	132	24
1 (E87) 120 i	N46 B20 B	06.04 - 02.07	1995	B	110 kW	132	24
1 (E87) 120 i	N46 B20 B	03.07 - 06.11	1995	B	115 kW	132	24
1 (E87) 120 i	N46 B20 B	03.07 - 06.11	1995	B	120 kW	132	24
1 (E87) 120 i	N46 B20 CC	06.04 - 02.07	1995	B	110 kW	132	24
1 (E87) 120 i	N46 B20 CC	03.07 - 06.11	1995	B	115 kW	132	24
1 (E87) 120 i	N46 B20 CC	03.07 - 06.11	1995	B	120 kW	132	24
1 (E87) 120 i	N46 B20 C	06.04 - 02.07	1995	B	110 kW	132	24
1 (E87) 120 i	N46 B20 C	03.07 - 06.11	1995	B	115 kW	132	24
1 (E87) 120 i	N46 B20 C	03.07 - 06.11	1995	B	120 kW	132	24
1 (E87) 123 d	N47 D20 B	03.07 - 06.11	1995	D	150 kW	132	26
1 (E87) 123 d	N47 D20 C	03.07 - 06.11	1995	D	150 kW	132	26
1 (E87) 123 d	N47 D20 D	03.07 - 06.11	1995	D	150 kW	132	26
1 (E87) 130 i	N52 B30 AF	03.07 - 06.11	2996	B	190 kW	133	30
1 (E87) 130 i	N52 B30 AF	09.05 - 02.07	2996	B	195 kW	133	30
1 (E87) 130 i	N52 B30 A	03.07 - 06.11	2996	B	190 kW	133	31
1 (E87) 130 i	N52 B30 A	09.05 - 02.07	2996	B	195 kW	133	31
1 (E87) 130 i	N52 B30 BF	03.07 - 06.11	2996	B	190 kW	133	31
1 (E87) 130 i	N52 B30 BF	09.05 - 02.07	2996	B	195 kW	133	31
1 (E87) 130 i	N52 B30 B	03.07 - 06.11	2996	B	190 kW	133	31
1 (E87) 130 i	N52 B30 B	09.05 - 02.07	2996	B	195 kW	133	31
1 (F20) 114 d	N47 D16 A	11.12 - 06.15	1598	D	70 kW	128	2
1 (F20) 114 i	N13 B16 A	07.12 - 02.15	1598	B	75 kW	128	1
1 (F20) 116 d	N47 D16 A	03.12 - 02.15	1598	D	85 kW	128	2
1 (F20) 116 d	N47 D20 C	07.11 - 02.15	1995	D	85 kW	132	26
1 (F20) 116 i	N13 B16 A	07.11 - 12.15	1598	B	100 kW	128	1
1 (F20) 118 d xDrive	N47 D20 C	07.13 - 02.15	1995	D	105 kW	132	26
1 (F20) 118 d	N47 D20 C	07.11 - 06.19	1995	D	100 kW	132	26
1 (F20) 118 d	N47 D20 C	07.11 - 02.15	1995	D	105 kW	132	26
1 (F20) 118 i	N13 B16 A	07.11 - 02.15	1598	B	125 kW	128	1
1 (F20) 118 i	N13 B16 A	03.15 - 06.15	1598	B	100 kW	128	1
1 (F20) 120 d xDrive	N47 D20 C	11.12 - 02.15	1995	D	135 kW	132	26
1 (F20) 120 d xDrive	N47 D20 C	11.12 - 02.15	1995	D	147 kW	132	26
1 (F20) 120 d	N47 D20 C	07.11 - 06.19	1995	D	120 kW	132	26
1 (F20) 120 d	N47 D20 C	07.11 - 02.15	1995	D	135 kW	132	26
1 (F20) 120 d	N47 D20 C	07.11 - 02.15	1995	D	147 kW	132	26
1 (F20) 120 i Active Flex	N20 B20 A	03.15 - 06.16	1997	B/E	135 kW	132	22
1 (F20) 120 i	N13 B16 A	03.15 - 06.16	1598	B	130 kW	128	1
1 (F20) 125 d	N47 D20 D	03.12 - 06.19	1995	D	155 kW	132	26
1 (F20) 125 d	N47 D20 D	03.12 - 02.15	1995	D	160 kW	132	26
1 (F20) 125 i Active Flex	N20 B20 A	11.14 - 11.17	1997	B/E	160 kW	132	22
1 (F20) 125 i	N20 B20 A	03.12 - 11.17	1997	B	160 kW	132	22
1 (F20) 125 i	N20 B20 A	03.12 - 11.17	1997	B	175 kW	132	22
1 (F20) M 135 i xDrive	N55 B30 A	11.12 - 02.15	2979	B	235 kW	130	13
1 (F20) M 135 i xDrive	N55 B30 A	03.15 - 06.16	2979	B	240 kW	130	13
1 (F20) M 135 i	N55 B30 A	07.12 - 02.15	2979	B	235 kW	130	13
1 (F20) M 135 i	N55 B30 A	03.15 - 06.16	2979	B	240 kW	130	13
1 (F21) 114 d	N47 D16 A	07.12	1598	D	70 kW	128	2
1 (F21) 114 i	N13 B16 A	07.12 - 09.15	1598	B	75 kW	128	1








			ccm		kw		1 POS
1 (F21) 116 d	N47 D16 A	12.11	1598	D	85 kW	128	2
1 (F21) 116 d	N47 D20 C	07.12 - 02.15	1995	D	85 kW	132	26
1 (F21) 116 i	N13 B16 A	12.11	1598	B	100 kW	128	1
1 (F21) 118 d xDrive	N47 D20 C	05.13	1995	D	105 kW	132	26
1 (F21) 118 d	N47 D20 C	12.11 - 02.15	1995	D	100 kW	132	26
1 (F21) 118 d	N47 D20 C	12.11	1995	D	105 kW	132	26
1 (F21) 118 i	N13 B16 A	07.12	1598	B	125 kW	128	1
1 (F21) 118 i	N13 B16 A	03.15	1598	B	100 kW	128	1
1 (F21) 120 d xDrive	N47 D20 C	02.12 - 02.15	1995	D	135 kW	132	26
1 (F21) 120 d xDrive	N47 D20 C	01.12	1995	D	147 kW	132	26
1 (F21) 120 d	N47 D20 C	07.12	1995	D	120 kW	132	26
1 (F21) 120 d	N47 D20 C	07.12	1995	D	135 kW	132	26
1 (F21) 120 d	N47 D20 C	01.12 - 02.15	1995	D	147 kW	132	26
1 (F21) 120 i	N13 B16 A	03.15	1598	B	130 kW	128	1
1 (F21) 125 d	N47 D20 D	12.11 - 02.15	1995	D	155 kW	132	26
1 (F21) 125 d	N47 D20 D	12.11	1995	D	160 kW	132	26
1 (F21) 125 i Active Flex	N20 B20 A	08.14	1997	B/E	160 kW	132	22
1 (F21) 125 i	N20 B20 A	12.11 - 12.19	1997	B	160 kW	132	22
1 (F21) 125 i	N20 B20 A	03.13	1997	B	175 kW	132	22
1 (F21) M 135 i xDrive	N55 B30 A	02.12	2979	B	235 kW	130	13
1 (F21) M 135 i xDrive	N55 B30 A	03.15	2979	B	240 kW	130	13
1 (F21) M 135 i	N55 B30 A	12.11	2979	B	235 kW	130	13
1 (F21) M 135 i	N55 B30 A	03.15	2979	B	240 kW	130	13
1 Cabriolet (E88) 118 d	N47 D20 A	09.08 - 12.13	1995	D	105 kW	132	26
1 Cabriolet (E88) 118 d	N47 D20 A	09.08 - 12.13	1995	D	100 kW	132	26
1 Cabriolet (E88) 118 d	N47 D20 C	09.08 - 12.13	1995	D	105 kW	132	26
1 Cabriolet (E88) 118 d	N47 D20 C	09.08 - 12.13	1995	D	100 kW	132	26
1 Cabriolet (E88) 118 i	N43 B20 A	03.08 - 12.13	1995	B	105 kW	132	25
1 Cabriolet (E88) 118 i	N46 B20 B	09.08 - 12.13	1995	B	100 kW	132	24
1 Cabriolet (E88) 120 d	N47 D20 A	03.08 - 12.13	1995	D	130 kW	132	26
1 Cabriolet (E88) 120 d	N47 D20 A	03.08 - 12.13	1995	D	120 kW	132	26
1 Cabriolet (E88) 120 d	N47 D20 C	03.08 - 12.13	1995	D	130 kW	132	26
1 Cabriolet (E88) 120 d	N47 D20 C	03.08 - 12.13	1995	D	120 kW	132	26
1 Cabriolet (E88) 120 d	N47 D20 C	03.08 - 12.13	1995	D	145 kW	132	26
1 Cabriolet (E88) 120 i	N43 B20 A	12.07 - 10.13	1995	B	125 kW	132	25
1 Cabriolet (E88) 120 i	N43 B20 A	03.08 - 12.13	1995	B	120 kW	132	25
1 Cabriolet (E88) 120 i	N46 B20 B	03.08 - 12.13	1995	B	115 kW	132	24
1 Cabriolet (E88) 120 i	N46 B20 C	03.08 - 12.13	1995	B	115 kW	132	24
1 Cabriolet (E88) 120 i	N46 B20 E	03.08 - 12.13	1995	B	115 kW	132	24
1 Cabriolet (E88) 123 d	N47 D20 B	09.08 - 12.13	1995	D	150 kW	132	26
1 Cabriolet (E88) 123 d	N47 D20 D	09.08 - 12.13	1995	D	150 kW	132	26
1 Cabriolet (E88) 125 i	N52 B30 A	12.07 - 10.13	2996	B	160 kW	133	31
1 Cabriolet (E88) 125 i	N52 B30 BF	12.07 - 10.13	2996	B	160 kW	133	31
1 Cabriolet (E88) 125 i	N52 B30 B	12.07 - 10.13	2996	B	160 kW	133	31
1 Cabriolet (E88) 128 i	N52 B30 A	12.07 - 10.13	2996	B	172 kW	133	31
1 Cabriolet (E88) 135 i	N54 B30 A	03.08 - 10.13	2979	B	225 kW	130	13
1 Cabriolet (E88) 135 i	N55 B30 A	03.08 - 10.13	2979	B	225 kW	130	13
1 Cabriolet (E88) 135 i	N55 B30 A	03.08 - 12.13	2979	B	240 kW	130	13
1 Coupe (E82) 118 d	N47 D20 C	09.09 - 10.13	1995	D	100 kW	132	26
1 Coupe (E82) 118 d	N47 D20 C	09.09 - 10.13	1995	D	105 kW	132	26
1 Coupe (E82) 120 d	N47 D20 A	09.07 - 10.13	1995	D	130 kW	132	26
1 Coupe (E82) 120 d	N47 D20 A	09.07 - 10.13	1995	D	120 kW	132	26
1 Coupe (E82) 120 d	N47 D20 A	09.07 - 10.13	1995	D	145 kW	132	26
1 Coupe (E82) 120 d	N47 D20 C	09.07 - 10.13	1995	D	130 kW	132	26
1 Coupe (E82) 120 d	N47 D20 C	09.07 - 10.13	1995	D	120 kW	132	26
1 Coupe (E82) 120 d	N47 D20 C	09.07 - 10.13	1995	D	145 kW	132	26
1 Coupe (E82) 120 i	N43 B20 A	10.07 - 10.13	1995	B	125 kW	132	25
1 Coupe (E82) 120 i	N46 B20 BD	09.09 - 10.13	1995	B	115 kW	132	24
1 Coupe (E82) 120 i	N46 B20 B	09.09 - 10.13	1995	B	115 kW	132	24
1 Coupe (E82) 120 i	N46 B20 C	09.09 - 10.13	1995	B	115 kW	132	24
1 Coupe (E82) 120 i	N46 B20 E	09.09 - 10.13	1995	B	115 kW	132	24
1 Coupe (E82) 123 d	N47 D20 B	10.07 - 10.13	1995	D	150 kW	132	26








							
1 Coupe (E82) 123 d	N47 D20 D	10.07 - 10.13	1995	D	150 kW	132	26
1 Coupe (E82) 125 i	N52 B30 A	03.08 - 10.13	2996	B	160 kW	133	31
1 Coupe (E82) 125 i	N52 B30 BF	03.08 - 10.13	2996	B	160 kW	133	31
1 Coupe (E82) 125 i	N52 B30 B	03.08 - 10.13	2996	B	160 kW	133	31
1 Coupe (E82) 128 i	N52 B30 A	10.07 - 10.13	2996	B	172 kW	133	31
1 Coupe (E82) 135 i	N54 B30 A	10.07 - 10.13	2979	B	225 kW	130	13
1 Coupe (E82) 135 i	N54 B30 A	10.07 - 10.13	2979	B	240 kW	130	13
1 Coupe (E82) 135 i	N55 B30 A	10.07 - 10.13	2979	B	225 kW	130	13
1 Coupe (E82) 135 i	N55 B30 A	10.07 - 10.13	2979	B	240 kW	130	13
1 Coupe (E82) M	N54 B30 A	03.11 - 06.12	2979	B	250 kW	130	13
1500-2000 (115, 116, 118, 121) 1500	M10 B15	10.62 - 07.66	1499	B	59 kW	129	8
1500-2000 (115, 116, 118, 121) 1500	M10 B16 (16A)	09.63 - 07.66	1573	B	59 kW	130	15
1500-2000 (115, 116, 118, 121) 1600	M10 B16 (16A)	04.64 - 04.68	1573	B	61 kW	130	15
1500-2000 (115, 116, 118, 121) 1600	M10 B16 (16A)	09.63 - 12.71	1573	B	71 kW	130	15
1500-2000 (115, 116, 118, 121) 1800	M10 B18	07.69 - 09.71	1766	B	66 kW	134	33
1500-2000 (115, 116, 118, 121) 1800	M10 B18	09.65 - 12.71	1766	B	76 kW	134	33
1500-2000 (115, 116, 118, 121) 2000 Ti / Tilux	M10 B20	01.66 - 07.72	1990	B	88 kW	134	33
1500-2000 (115, 116, 118, 121) 2000 Ti	M10 B20	09.67 - 12.70	1990	B	101 kW	134	33
1500-2000 (115, 116, 118, 121) 2000 Tii	M10 B20	12.69 - 07.72	1990	B	96 kW	134	33
1500-2000 (115, 116, 118, 121) 2000	M10 B18	01.70 - 11.72	1766	B	66 kW	134	33
1500-2000 (115, 116, 118, 121) 2000	M10 B20	09.68 - 07.72	1990	B	74 kW	134	33
1500-2000 (115, 116, 118, 121) 2000	M10 B20	09.65 - 11.72	1990	B	83 kW	134	33
1502-2002 (E10) 1502	M10 B16 (16A)	01.75 - 07.77	1573	B	55 kW	130	15
1502-2002 (E10) 1600 Ti	M10 B16 (16A)	09.67 - 11.69	1573	B	77 kW	130	15
1502-2002 (E10) 1600/2	M10 B16 (16A)	12.67 - 12.71	1573	B	63 kW	130	15
1502-2002 (E10) 1602	M10 B16 (16A)	04.71 - 07.75	1573	B	63 kW	130	15
1502-2002 (E10) 1802	M10 B18	05.71 - 07.75	1766	B	66 kW	134	33
1502-2002 (E10) 1802	M10 B18	09.70 - 12.71	1766	B	76 kW	134	33
1502-2002 (E10) 2002 Ti	M10 B20	06.68 - 04.72	1990	B	88 kW	134	33
1502-2002 (E10) 2002 Ti	M10 B20	09.67 - 12.71	1990	B	97 kW	134	33
1502-2002 (E10) 2002 Tii	M10 B20	04.71 - 06.75	1990	B	96 kW	134	33
1502-2002 (E10) 2002 Turbo	M10 B20 (22T A)	09.72 - 07.75	1990	B	125 kW	134	33
1502-2002 (E10) 2002	M10 B20	02.68 - 07.75	1990	B	74 kW	134	33
1502-2002 Cabriolet (E10) 1600-2	M10 B16 (16A)	12.67 - 10.71	1573	B	63 kW	130	15
1502-2002 Cabriolet (E10) 2002	M10 B20	05.71 - 07.75	1990	B	74 kW	134	33
1502-2002 Touring (E6) 1600	M10 B16 (16A)	05.71 - 04.73	1573	B	63 kW	130	15
1502-2002 Touring (E6) 1802	M10 B18	05.71 - 07.75	1766	B	66 kW	134	33
1502-2002 Touring (E6) 2002 Tii	M10 B20	01.71 - 07.75	1990	B	96 kW	134	33
1502-2002 Touring (E6) 2002	M10 B20	05.71 - 07.75	1990	B	74 kW	134	33
1600 GT Coupe 1.6	M10 B16 (16A)	10.67 - 05.69	1573	B	77 kW	130	15
2 Cabriolet (F23) 220 i	N20 B20 A	04.14 - 07.16	1997	B	135 kW	132	22
2 Cabriolet (F23) 220 i	N20 B20 B	04.14 - 07.16	1997	B	135 kW	132	22
2 Cabriolet (F23) 228 i xDrive	N20 B20 A	09.15	1997	B	180 kW	132	22
2 Cabriolet (F23) 228 i	N20 B20 A	11.14	1997	B	180 kW	132	22
2 Cabriolet (F23) M 235 i xDrive	N55 B30 A	07.15	2979	B	240 kW	130	13
2 Cabriolet (F23) M 235 i	N55 B30 A	11.14	2979	B	240 kW	130	13
2 Coupe (F22, F87) 218 d	N47 D20 C	03.14 - 06.15	1995	D	105 kW	132	26
2 Coupe (F22, F87) 218 d	N47 D20 C	03.14 - 06.21	1995	D	100 kW	132	26
2 Coupe (F22, F87) 220 d	N47 D20 C	10.12 - 11.14	1995	D	135 kW	132	26
2 Coupe (F22, F87) 220 d	N47 D20 C	10.12 - 11.14	1995	D	147 kW	132	26
2 Coupe (F22, F87) 220 d	N47 D20 C	11.14	1995	D	120 kW	132	26
2 Coupe (F22, F87) 220 i	N20 B20 A	10.13	1997	B	135 kW	132	22
2 Coupe (F22, F87) 220 i	N20 B20 B	10.13	1997	B	135 kW	132	22
2 Coupe (F22, F87) 225 d	N47 D20 D	01.14	1995	D	160 kW	132	26
2 Coupe (F22, F87) 228 i xDrive	N20 B20 A	07.14	1997	B	180 kW	132	22
2 Coupe (F22, F87) 228 i xDrive	N26 B20 A	07.14	1997	B	180 kW	132	22
2 Coupe (F22, F87) 228 i	N20 B20 A	07.14	1997	B	180 kW	132	22
2 Coupe (F22, F87) 228 i	N20 B20 A	01.14	1997	B	179 kW	132	22
2 Coupe (F22, F87) 228 i	N26 B20 A	07.14	1997	B	180 kW	132	22
2 Coupe (F22, F87) M 235 i xDrive	N55 B30 A	07.14	2979	B	240 kW	130	13
2 Coupe (F22, F87) M 235 i	N55 B30 A	10.13	2979	B	240 kW	130	13
2 Coupe (F22, F87) M 235 i	N55 B30 A	03.14	2979	B	235 kW	130	13








			ccm		kw		1 POS
2 Coupe (F22, F87) M2 CS	S55 B30 A	11.19	2979	B	331 kW	132	27
2 Coupe (F22, F87) M2 Competition	S55 B30 A	06.18	2979	B	302 kW	132	27
2 Coupe (F22, F87) M2	N55 B30 A	11.15 - 06.18	2979	B	272 kW	130	13
2000 Coupe (120) C/CA	M10 B20	10.65 - 06.70	1990	B	74 kW	134	33
2000 Coupe (120) CS	M10 B20	10.65 - 06.70	1990	B	88 kW	134	33
2000 Coupe (120) CS	M10 B20	10.65 - 12.67	1990	B	99 kW	134	33
3 (E21) 315	M10 B16 (164VB)	03.81 - 03.84	1573	B	55 kW	130	15
3 (E21) 316	M10 B16 (164VA)	08.75 - 08.80	1573	B	66 kW	130	15
3 (E21) 316	M10 B18 (184VC)	09.80 - 12.82	1766	B	66 kW	134	33
3 (E21) 318 i	M10 B18 (184VA)	11.79 - 04.83	1766	B	77 kW	134	33
3 (E21) 318	M10 B18 (184VA)	08.75 - 08.80	1766	B	72 kW	134	33
3 (E21) 320 i	M10 B18 (184EA)	09.79 - 12.83	1766	B	74 kW	134	33
3 (E21) 320 i	M10 B20	06.75 - 08.82	1990	B	92 kW	134	33
3 (E21) 320 i	M10 B20	09.76 - 12.79	1990	B	81 kW	134	33
3 (E21) 320/6	M20 B20 (206VA)	08.77 - 10.82	1990	B	90 kW	128	3
3 (E21) 320	M10 B20	06.75 - 07.79	1990	B	80 kW	134	33
3 (E21) 323 i	M20 B23 (236EA)	01.78 - 10.82	2316	B	105 kW	128	3
3 (E30) 315	M10 B16 (16A)	09.82 - 12.91	1573	B	55 kW	130	15
3 (E30) 316 (Ecotronic)	M10 B18 (184VD)	09.83 - 06.88	1766	B	66 kW	134	33
3 (E30) 316 i	M10 B18 (184KA)	01.83 - 08.88	1766	B	75 kW	134	33
3 (E30) 316 i	M40 B16 (164E1)	09.87 - 06.91	1596	B	73 kW	131	17
3 (E30) 316 i	M40 B16 (164E1)	09.83 - 03.92	1596	B	75 kW	131	17
3 (E30) 316	M10 B18 (184VC)	09.83 - 06.88	1766	B	66 kW	134	33
3 (E30) 316	M10 B18 (184VD)	09.83 - 06.88	1766	B	66 kW	134	33
3 (E30) 318 i	M10 B18 (184EA)	09.82 - 10.87	1766	B	77 kW	134	33
3 (E30) 318 i	M10 B18 (184EB)	09.82 - 10.87	1766	B	77 kW	134	33
3 (E30) 318 i	M10 B18 (184EZ)	09.82 - 10.87	1766	B	77 kW	134	33
3 (E30) 318 i	M10 B18 (184KA)	01.83 - 08.88	1766	B	75 kW	134	33
3 (E30) 318 i	M40 B18 (184E1)	09.87 - 06.91	1796	B	85 kW	131	17
3 (E30) 318 i	M40 B18 (184E1)	06.87 - 12.91	1796	B	83 kW	131	17
3 (E30) 318 is	M42 B18 (184S1)	09.89 - 12.91	1796	B	100 kW	131	17
3 (E30) 320 i	M20 B20 (206EB)	09.82 - 12.91	1990	B	92 kW	128	3
3 (E30) 320 i	M20 B20 (206KA)	10.86 - 03.92	1990	B	95 kW	128	3
3 (E30) 320 i	M20 B20 (206KA)	10.86 - 04.91	1990	B	93 kW	128	3
3 (E30) 323 i	M20 B23 (236EB)	09.82 - 08.83	2316	B	102 kW	128	3
3 (E30) 323 i	M20 B23 (236EC)	09.82 - 08.83	2316	B	102 kW	128	3
3 (E30) 323 i	M20 B23 (236EC)	09.83 - 09.86	2316	B	110 kW	128	3
3 (E30) 323 i	M20 B23 (236EW)	09.83 - 09.86	2316	B	110 kW	128	4
3 (E30) 324 d	M21 D24 (246DA)	09.85 - 12.90	2443	D	63 kW	128	6
3 (E30) 324 td	M21 D24 (246TB)	09.87 - 08.91	2443	D	85 kW	128	5
3 (E30) 325 e 2.7	M20 B27 (276KA)	10.83 - 12.88	2693	B	90 kW	131	16
3 (E30) 325 e 2.7	M20 B27 (276KB)	10.83 - 12.88	2693	B	90 kW	131	16
3 (E30) 325 e 2.7	M20 B27 (276KB)	01.85 - 08.87	2693	B	95 kW	131	16
3 (E30) 325 i X	M20 B25 (256E1)	09.86 - 08.91	2494	B	125 kW	131	16
3 (E30) 325 i X	M20 B25 (256E1)	03.86 - 12.87	2494	B	126 kW	131	16
3 (E30) 325 i X	M20 B25 (256E2)	09.86 - 08.91	2494	B	125 kW	131	16
3 (E30) 325 i X	M20 B25 (256E2)	03.86 - 12.87	2494	B	126 kW	131	16
3 (E30) 325 i X	M20 B25 (256EX)	09.86 - 08.91	2494	B	125 kW	131	16
3 (E30) 325 i X	M20 B25 (256EX)	03.86 - 12.87	2494	B	126 kW	131	16
3 (E30) 325 i X	M20 B25 (256K1)	09.86 - 08.91	2494	B	125 kW	131	16
3 (E30) 325 i X	M20 B25 (256K1)	03.86 - 12.87	2494	B	126 kW	131	16
3 (E30) 325 i	M20 B25 (256E1)	02.86 - 06.91	2494	B	125 kW	131	16
3 (E30) 325 i	M20 B25 (256E1)	09.83 - 11.90	2494	B	126 kW	131	16
3 (E30) 325 i	M20 B25 (256E2)	02.86 - 06.91	2494	B	125 kW	131	16
3 (E30) 325 i	M20 B25 (256E2)	09.83 - 11.90	2494	B	126 kW	131	16
3 (E30) 325 i	M20 B25 (256E2)	05.84 - 01.91	2494	B	141 kW	131	16
3 (E30) 325 i	M20 B25 (256EX)	02.86 - 06.91	2494	B	125 kW	131	16
3 (E30) 325 i	M20 B25 (256K1)	02.86 - 06.91	2494	B	125 kW	131	16
3 (E36) 316 i	M40 B16 (164E1)	03.91 - 02.94	1596	B	73 kW	131	17
3 (E36) 316 i	M43 B16 (164E2)	09.90 - 05.98	1596	B	75 kW	131	17
3 (E36) 318 i	M40 B18 (184E1)	09.90 - 08.93	1796	B	83 kW	131	17
3 (E36) 318 i	M42 B18 (184S1)	02.92 - 12.95	1796	B	103 kW	131	17








							
3 (E36) 318 i	M43 B18 (184E2)	09.93 - 11.98	1796	B	85 kW	131	17
3 (E36) 318 is	M42 B18 (184S1)	09.93 - 12.95	1796	B	103 kW	131	17
3 (E36) 318 is	M44 B19 (194S1)	01.96 - 05.98	1895	B	103 kW	133	28
3 (E36) 318 tds	M41 D17 (174T1)	01.95 - 02.98	1665	D	66 kW	129	7
3 (E36) 320 i	M50 B20 (206S1)	01.91 - 02.98	1990	B	110 kW	128	3
3 (E36) 320 i	M50 B20 (206S2)	01.91 - 02.98	1990	B	110 kW	128	3
3 (E36) 320 i	M52 B20 (206S3)	01.91 - 02.98	1990	B	110 kW	128	3
3 (E36) 323 i	M52 B25 (256S3)	05.95 - 11.98	2494	B	125 kW	131	16
3 (E36) 325 i	M50 B25 (256S1)	09.90 - 12.95	2494	B	141 kW	131	16
3 (E36) 325 i	M50 B25 (256S2)	09.90 - 12.95	2494	B	141 kW	131	16
3 (E36) 325 td	M51 D25 (256T1)	09.91 - 02.98	2497	D	85 kW	128	5
3 (E36) 325 tds	M51 D25 (256T1)	05.93 - 02.98	2497	D	105 kW	128	5
3 (E36) 328 i	M52 B28 (286S1)	01.95 - 04.98	2793	B	142 kW	131	16
3 (E36) M3 3.2	S50 B32 (326S1)	10.95 - 01.98	3201	B	236 kW	133	32
3 (E46) 316 i	M43 B16 (164E3)	04.00 - 02.05	1596	B	77 kW	131	17
3 (E46) 316 i	M43 B19 (194E1)	12.98 - 02.02	1895	B	77 kW	133	28
3 (E46) 316 i	N40 B16 A	06.02 - 02.05	1596	B	85 kW	132	23
3 (E46) 316 i	N42 B18 A	02.02 - 02.05	1796	B	85 kW	132	24
3 (E46) 316 i	N45 B16 A	06.02 - 02.05	1596	B	85 kW	132	24
3 (E46) 316 i	N46 B18 A	02.02 - 02.05	1796	B	85 kW	132	24
3 (E46) 318 d	M47 D20 (204D1)	09.01 - 03.03	1951	D	85 kW	131	18
3 (E46) 318 d	M47 D20 (204D4)	03.03 - 02.05	1995	D	85 kW	130	12
3 (E46) 318 i	M43 B19 (194E1)	12.97 - 09.01	1895	B	87 kW	133	28
3 (E46) 318 i	N42 B20 A	09.01 - 02.05	1995	B	105 kW	132	24
3 (E46) 318 i	N42 B20 A	09.01 - 02.05	1995	B	100 kW	132	24
3 (E46) 318 i	N46 B20 A	09.01 - 02.05	1995	B	105 kW	132	24
3 (E46) 318 i	N46 B20 C	09.01 - 02.05	1995	B	105 kW	132	24
3 (E46) 320 d	M47 D20 (204D1)	04.98 - 09.01	1951	D	100 kW	131	18
3 (E46) 320 d	M47 D20 (204D1)	02.98 - 08.01	1951	D	95 kW	131	18
3 (E46) 320 d	M47 D20 (204D4)	09.01 - 05.05	1995	D	110 kW	130	12
3 (E46) 320 i	M52 B20 (206S4)	03.98 - 12.01	1990	B	110 kW	128	3
3 (E46) 320 i	M54 B22 (226S1)	09.00 - 03.05	2171	B	125 kW	128	3
3 (E46) 320 i	M54 B22 (226S1)	09.00 - 02.05	2171	B	120 kW	128	3
3 (E46) 323 i	M52 B25 (256S4)	03.98 - 09.00	2494	B	125 kW	131	16
3 (E46) 323 i	M52 B25 (256S4)	03.98 - 09.00	2494	B	120 kW	131	16
3 (E46) 325 i	M54 B25 (256S5)	09.00 - 04.05	2494	B	141 kW	131	16
3 (E46) 325 i	M54 B25 (256S5)	09.00 - 04.05	2494	B	137 kW	131	16
3 (E46) 325 xi	M54 B25 (256S5)	09.00 - 02.05	2494	B	141 kW	131	16
3 (E46) 325 xi	M54 B25 (256S5)	09.00 - 04.05	2494	B	137 kW	131	16
3 (E46) 328 i	M52 B28 (286S2)	02.98 - 06.00	2793	B	142 kW	131	16
3 (E46) 328 i	M52 B28 (286S2)	09.98 - 12.00	2793	B	144 kW	131	16
3 (E46) 330 d	M57 D30 (306D1)	10.99 - 02.05	2926	D	135 kW	131	20
3 (E46) 330 d	M57 D30 (306D2)	03.03 - 02.05	2993	D	150 kW	131	20
3 (E46) 330 i	M54 B30 (306S3)	05.00 - 02.05	2979	B	170 kW	131	19
3 (E46) 330 i	M54 B30 (306S3)	01.01 - 04.05	2979	B	168 kW	131	19
3 (E46) 330 xd	M57 D30 (306D1)	01.00 - 02.03	2926	D	135 kW	131	20
3 (E46) 330 xd	M57 D30 (306D2)	09.02 - 12.04	2993	D	150 kW	131	20
3 (E46) 330 xi	M54 B30 (306S3)	06.00 - 02.05	2979	B	170 kW	131	19
3 (E46) 330 xi	M54 B30 (306S3)	09.04 - 04.05	2979	B	168 kW	131	19
3 (E90) 316 d	N47 D20 C	07.09 - 12.11	1995	D	85 kW	132	26
3 (E90) 316 i	N43 B16 AA	01.06 - 10.11	1599	B	90 kW	129	9
3 (E90) 316 i	N43 B16 A	01.06 - 10.11	1599	B	90 kW	129	9
3 (E90) 316 i	N45 B16 AC	09.05 - 10.11	1596	B	85 kW	132	24
3 (E90) 316 i	N45 B16 A	09.05 - 10.11	1596	B	85 kW	132	24
3 (E90) 318 d	M47 D20 (204D4)	03.05 - 08.07	1995	D	90 kW	130	12
3 (E90) 318 d	N47 D20 A	09.07 - 10.11	1995	D	100 kW	132	26
3 (E90) 318 d	N47 D20 A	02.07 - 10.11	1995	D	105 kW	132	26
3 (E90) 318 d	N47 D20 C	09.07 - 10.11	1995	D	100 kW	132	26
3 (E90) 318 d	N47 D20 C	02.07 - 10.11	1995	D	105 kW	132	26
3 (E90) 318 i	N43 B20 A	09.07 - 10.11	1995	B	105 kW	132	26
3 (E90) 318 i	N46 B20 B	09.05 - 08.07	1995	B	95 kW	132	24
3 (E90) 318 i	N46 B20 B	09.07 - 10.11	1995	B	100 kW	132	24








			ccm		kw		1 POS
3 (E90) 318 i	N46 B20 CC	09.07 - 10.11	1995	B	100 kW	132	24
3 (E90) 318 i	N46 B20 CD	09.07 - 10.11	1995	B	100 kW	132	24
3 (E90) 318 i	N46 B20 C	09.07 - 10.11	1995	B	100 kW	132	24
3 (E90) 318 i	N46 B20 E	09.07 - 10.11	1995	B	100 kW	132	24
3 (E90) 320 d xDrive	N47 D20 A	09.08 - 02.10	1995	D	130 kW	132	26
3 (E90) 320 d xDrive	N47 D20 C	09.08 - 10.11	1995	D	120 kW	132	26
3 (E90) 320 d xDrive	N47 D20 C	09.08 - 02.10	1995	D	130 kW	132	26
3 (E90) 320 d xDrive	N47 D20 C	03.10 - 10.11	1995	D	135 kW	132	26
3 (E90) 320 d	M47 D20 (204D4)	12.04 - 10.11	1995	D	120 kW	130	12
3 (E90) 320 d	M47 D20 (204D4)	12.04 - 09.07	1995	D	110 kW	130	12
3 (E90) 320 d	M47 D20 (204D4)	12.04 - 09.07	1995	D	115 kW	130	12
3 (E90) 320 d	N47 D20 A	12.04 - 10.11	1995	D	120 kW	132	26
3 (E90) 320 d	N47 D20 A	09.07 - 02.10	1995	D	130 kW	132	26
3 (E90) 320 d	N47 D20 C	12.04 - 10.11	1995	D	120 kW	132	26
3 (E90) 320 d	N47 D20 C	09.07 - 02.10	1995	D	130 kW	132	26
3 (E90) 320 d	N47 D20 C	03.10 - 10.11	1995	D	135 kW	132	26
3 (E90) 320 d	N47 D20 C	01.07 - 12.09	1995	D	125 kW	132	26
3 (E90) 320 i	N43 B20 A	09.07 - 10.11	1995	B	125 kW	132	25
3 (E90) 320 i	N43 B20 A	03.07 - 12.11	1995	B	120 kW	132	25
3 (E90) 320 i	N46 B20 A	12.04 - 08.07	1995	B	110 kW	132	24
3 (E90) 320 i	N46 B20 BD	12.04 - 08.07	1995	B	110 kW	132	24
3 (E90) 320 i	N46 B20 B	12.04 - 08.07	1995	B	110 kW	132	24
3 (E90) 320 i	N46 B20 B	03.05 - 02.12	1995	B	115 kW	132	24
3 (E90) 320 i	N46 B20 CB	12.04 - 08.07	1995	B	110 kW	132	23
3 (E90) 320 i	N46 B20 CC	03.05 - 02.12	1995	B	115 kW	132	24
3 (E90) 320 i	N46 B20 CD	03.05 - 02.12	1995	B	115 kW	132	24
3 (E90) 320 i	N46 B20 C	12.04 - 08.07	1995	B	110 kW	132	24
3 (E90) 320 i	N46 B20 C	03.05 - 02.12	1995	B	115 kW	132	24
3 (E90) 320 i	N46 B20 E	03.05 - 02.12	1995	B	115 kW	132	24
3 (E90) 320 si	N45 B20 A	09.05 - 08.06	1997	B	127 kW	133	29
3 (E90) 323 i	N52 B25 A	09.05 - 02.07	2497	B	130 kW	129	11
3 (E90) 323 i	N52 B25 A	09.06 - 12.11	2497	B	140 kW	129	11
3 (E90) 323 i	N52 B25 BE	09.05 - 02.07	2497	B	130 kW	129	11
3 (E90) 323 i	N52 B25 BF	09.05 - 02.07	2497	B	130 kW	129	11
3 (E90) 323 i	N52 B25 BF	09.06 - 12.11	2497	B	140 kW	129	11
3 (E90) 323 i	N52 B25 B	09.05 - 02.07	2497	B	130 kW	129	10
3 (E90) 325 d	M57 D30 (306D3)	09.06 - 02.10	2993	D	145 kW	131	21
3 (E90) 325 d	N57 D30 A	03.10 - 10.11	2993	D	150 kW	130	14
3 (E90) 325 i xDrive	N53 B30 A	09.08 - 10.11	2996	B	160 kW	133	31
3 (E90) 325 i xDrive	N53 B30 A	09.08 - 10.11	2996	B	155 kW	133	31
3 (E90) 325 i	N52 B25 A	12.04 - 12.11	2497	B	160 kW	129	11
3 (E90) 325 i	N52 B25 A	01.06 - 12.11	2497	B	155 kW	129	11
3 (E90) 325 i	N52 B25 BF	12.04 - 12.11	2497	B	160 kW	129	11
3 (E90) 325 i	N52 B25 B	12.04 - 12.11	2497	B	160 kW	129	10
3 (E90) 325 i	N52 B25	02.06 - 12.09	2497	B	163 kW	129	11
3 (E90) 325 i	N53 B30 A	03.07 - 12.11	2996	B	160 kW	133	31
3 (E90) 325 i	N53 B30 A	03.07 - 12.11	2996	B	155 kW	133	31
3 (E90) 325 xi	N52 B25 A	09.05 - 08.08	2497	B	160 kW	129	11
3 (E90) 325 xi	N52 B30 A	09.05 - 08.06	2996	B	160 kW	133	31
3 (E90) 325 xi	N53 B30 A	09.06 - 12.08	2996	B	160 kW	133	31
3 (E90) 328 i xDrive	N52 B30 A	09.08 - 12.10	2996	B	172 kW	133	31
3 (E90) 328 xi	N52 B30 A	09.06 - 12.08	2996	B	172 kW	133	31
3 (E90) 330 d xDrive	N57 D30 A	09.08 - 10.11	2993	D	180 kW	130	14
3 (E90) 330 d	M57 D30 (306D3)	09.05 - 09.08	2993	D	170 kW	131	21
3 (E90) 330 d	M57 D30 (306D3)	09.05 - 12.11	2993	D	155 kW	131	21
3 (E90) 330 d	N57 D30 A	09.08 - 10.11	2993	D	180 kW	130	14
3 (E90) 330 d	N57 D30 A	09.05 - 12.11	2993	D	155 kW	130	14
3 (E90) 330 i xDrive	N53 B30 A	09.08 - 10.11	2996	B	200 kW	133	31
3 (E90) 330 i	N52 B30 A	12.04 - 10.11	2996	B	190 kW	133	31
3 (E90) 330 i	N52 B30 A	09.07 - 10.11	2996	B	200 kW	133	31
3 (E90) 330 i	N52 B30 A	03.07 - 12.11	2996	B	200 kW	133	31
3 (E90) 330 i	N52 B30 BF	12.04 - 10.11	2996	B	190 kW	133	31








							
3 (E90) 330 i	N52 B30 BF	03.07 - 12.11	2996	B	200 kW	133	31
3 (E90) 330 i	N52 B30 B	12.04 - 10.11	2996	B	190 kW	133	31
3 (E90) 330 i	N52 B30 B	03.07 - 12.11	2996	B	200 kW	133	31
3 (E90) 330 i	N53 B30 A	09.07 - 10.11	2996	B	200 kW	133	31
3 (E90) 330 xd	M57 D30 (306D3)	09.05 - 08.08	2993	D	170 kW	131	21
3 (E90) 330 xi	N52 B30 A	09.05 - 08.07	2996	B	190 kW	133	31
3 (E90) 330 xi	N53 B30 A	09.07 - 08.08	2996	B	200 kW	133	31
3 (E90) 335 d	M57 D30 (306D4)	09.08 - 12.11	2993	D	198 kW	131	21
3 (E90) 335 d	M57 D30 (306D5)	09.06 - 12.11	2993	D	210 kW	131	21
3 (E90) 335 i xDrive	N54 B30 A	09.08 - 10.11	2979	B	225 kW	130	13
3 (E90) 335 i xDrive	N54 B30 A	05.08 - 10.11	2979	B	224 kW	130	13
3 (E90) 335 i xDrive	N54 B30 A	05.08 - 10.11	2979	B	240 kW	130	13
3 (E90) 335 i xDrive	N55 B30 A	09.08 - 10.11	2979	B	225 kW	130	13
3 (E90) 335 i xDrive	N55 B30 A	05.08 - 10.11	2979	B	240 kW	130	13
3 (E90) 335 i	N54 B30 A	09.06 - 12.11	2979	B	225 kW	130	13
3 (E90) 335 i	N54 B30 A	03.06 - 12.11	2979	B	224 kW	130	13
3 (E90) 335 i	N54 B30 A	03.06 - 12.11	2979	B	220 kW	130	13
3 (E90) 335 i	N54 B30 A	03.06 - 12.11	2979	B	240 kW	130	13
3 (E90) 335 i	N55 B30 A	09.06 - 12.11	2979	B	225 kW	130	13
3 (E90) 335 i	N55 B30 A	03.06 - 12.11	2979	B	220 kW	130	13
3 (E90) 335 i	N55 B30 A	03.06 - 12.11	2979	B	240 kW	130	13
3 (E90) 335 xi	N54 B30 A	03.07 - 08.08	2979	B	225 kW	130	13
3 (E90) 335 xi	N54 B30 A	09.06 - 06.08	2979	B	224 kW	130	13
3 (E90) 335 xi	N54 B30 A	09.06 - 06.08	2979	B	240 kW	130	13
3 (E90) 335 xi	N55 B30 A	03.07 - 08.08	2979	B	225 kW	130	13
3 (F30, F80) 316 d	N47 D20 C	03.12 - 10.18	1995	D	85 kW	132	26
3 (F30, F80) 316 i	N13 B16 A	07.12 - 08.16	1598	B	100 kW	128	1
3 (F30, F80) 318 d xDrive	N47 D20 C	07.13 - 06.15	1995	D	105 kW	132	26
3 (F30, F80) 318 d	N47 D20 C	03.12 - 06.15	1995	D	105 kW	132	26
3 (F30, F80) 318 d	N47 D20 C	03.12 - 10.18	1995	D	100 kW	132	26
3 (F30, F80) 320 d xDrive	N47 D20 C	08.12 - 10.18	1995	D	120 kW	132	26
3 (F30, F80) 320 d xDrive	N47 D20 C	08.12 - 06.15	1995	D	135 kW	132	26
3 (F30, F80) 320 d xDrive	N47 D20 C	08.12 - 06.15	1995	D	147 kW	132	26
3 (F30, F80) 320 d	N47 D20 C	11.11 - 03.16	1995	D	135 kW	132	26
3 (F30, F80) 320 d	N47 D20 C	11.11 - 10.18	1995	D	120 kW	132	26
3 (F30, F80) 320 d	N47 D20 C	11.11 - 03.16	1995	D	147 kW	132	26
3 (F30, F80) 320 i ActiveFlex	N20 B20 A	12.13 - 10.18	1997	B/E	135 kW	132	22
3 (F30, F80) 320 i xDrive	N20 B20 A	07.12 - 10.18	1997	B	135 kW	132	22
3 (F30, F80) 320 i xDrive	N20 B20 A	07.12 - 10.18	1997	B	134 kW	132	22
3 (F30, F80) 320 i xDrive	N20 B20 B	07.12 - 10.18	1997	B	135 kW	132	22
3 (F30, F80) 320 i xDrive	N20 B20 B	07.12 - 10.18	1997	B	134 kW	132	22
3 (F30, F80) 320 i	N13 B16 A	11.12 - 06.16	1598	B	125 kW	128	1
3 (F30, F80) 320 i	N20 B20 A	03.12 - 10.18	1997	B	135 kW	132	22
3 (F30, F80) 320 i	N20 B20 A	03.12 - 10.18	1997	B	134 kW	132	22
3 (F30, F80) 320 i	N20 B20 B	03.12 - 10.18	1997	B	135 kW	132	22
3 (F30, F80) 320 i	N20 B20 B	03.12 - 10.18	1997	B	134 kW	132	22
3 (F30, F80) 320 i	N20 B20 D	03.12 - 10.18	1997	B	135 kW	132	22
3 (F30, F80) 325 d	N47 D20 D	03.13 - 02.16	1995	D	160 kW	132	26
3 (F30, F80) 325 d	N47 D20 D	03.13 - 02.16	1995	D	155 kW	132	26
3 (F30, F80) 328 i ActiveFlex	N20 B20 A	02.14 - 10.18	1997	B/E	180 kW	132	22
3 (F30, F80) 328 i xDrive	N20 B20 A	07.12 - 08.16	1997	B	180 kW	132	22
3 (F30, F80) 328 i xDrive	N20 B20 A	07.12 - 07.16	1997	B	179 kW	132	22
3 (F30, F80) 328 i xDrive	N26 B20 A	07.12 - 08.16	1997	B	180 kW	132	22
3 (F30, F80) 328 i xDrive	N26 B20 A	07.12 - 07.16	1997	B	179 kW	132	22
3 (F30, F80) 328 i	N20 B20 A	11.11 - 10.18	1997	B	180 kW	132	22
3 (F30, F80) 328 i	N20 B20 C	11.11 - 10.18	1997	B	180 kW	132	22
3 (F30, F80) 328 i	N26 B20 A	11.11 - 10.18	1997	B	180 kW	132	22
3 (F30, F80) 328i	N20 B20 A	11.11 - 06.15	1997	B	160 kW	132	22
3 (F30, F80) 330 d xDrive	N57 D30 A	03.13 - 10.18	2993	D	190 kW	130	14
3 (F30, F80) 330 d xDrive	N57 D30 A	03.13 - 10.18	2993	D	210 kW	130	14
3 (F30, F80) 330 d	N57 D30 A	07.12 - 10.18	2993	D	190 kW	130	14
3 (F30, F80) 330 d	N57 D30 A	07.12 - 10.18	2993	D	210 kW	130	14

			ccm		kw		1 POS
3 (F30, F80) 335 d xDrive	N57 D30 B	07.13 - 10.18	2993	D	230 kW	130	14
3 (F30, F80) 335 i xDrive	N55 B30 A	07.12 - 07.15	2979	B	225 kW	130	13
3 (F30, F80) 335 i xDrive	N55 B30 A	07.12 - 06.13	2979	B	240 kW	130	13
3 (F30, F80) 335 i xDrive	N55 B30 A	07.13 - 07.15	2979	B	250 kW	130	13
3 (F30, F80) 335 i	N55 B30 A	11.11 - 07.15	2979	B	225 kW	130	13
3 (F30, F80) 335 i	N55 B30 A	11.11 - 06.13	2979	B	240 kW	130	13
3 (F30, F80) 335 i	N55 B30 A	07.13 - 07.15	2979	B	250 kW	130	13
3 (F30, F80) 335 i	N55 B30 A	11.11 - 12.15	2979	B	224 kW	130	13
3 (F30, F80) ActiveHybrid	N55 B30 A	07.12 - 06.15	2979	E	250 kW	130	13
3 (F30, F80) M3 CS	S55 B30 A	01.18 - 10.18	2979	B	338 kW	132	27
3 (F30, F80) M3 Competition	S55 B30 A	03.16 - 10.18	2979	B	331 kW	132	27
3 (F30, F80) M3	S55 B30 A	03.14 - 10.18	2979	B	317 kW	132	27
3 Cabriolet (E30) 316 i Baur TC	M40 B16 (164E1)	09.87 - 12.89	1596	B	73 kW	131	17
3 Cabriolet (E30) 318 Baur TC	M10 B18 (184VD)	09.83 - 06.88	1766	B	66 kW	134	33
3 Cabriolet (E30) 318 i Baur TC	M10 B18 (184EA)	09.82 - 06.90	1766	B	77 kW	134	33
3 Cabriolet (E30) 318 i Baur TC	M10 B18 (184EB)	09.82 - 06.90	1766	B	77 kW	134	33
3 Cabriolet (E30) 318 i Baur TC	M10 B18 (184EZ)	09.82 - 06.90	1766	B	77 kW	134	33
3 Cabriolet (E30) 318 i	M40 B18 (184E1)	09.90 - 10.93	1796	B	83 kW	131	17
3 Cabriolet (E30) 318 i	M40 B18 C	06.87 - 09.93	1796	B	103 kW	131	17
3 Cabriolet (E30) 318 i	M42 B18 (184S1)	06.87 - 09.93	1796	B	103 kW	131	17
3 Cabriolet (E30) 320 i	M20 B20 (206KA)	05.86 - 11.93	1990	B	95 kW	128	3
3 Cabriolet (E30) 320 i	M20 B20 (206KA)	07.87 - 10.93	1990	B	93 kW	128	3
3 Cabriolet (E30) 320 i	M20 B20	07.87 - 10.93	1990	B	93 kW	128	3
3 Cabriolet (E30) 323 i	M20 B23 (236EB)	06.84 - 12.85	2316	B	102 kW	128	3
3 Cabriolet (E30) 325 i	M20 B25 (256E1)	12.85 - 12.87	2494	B	126 kW	131	16
3 Cabriolet (E30) 325 i	M20 B25 (256E2)	08.87 - 11.93	2494	B	125 kW	131	16
3 Cabriolet (E30) 325 i	M20 B25 (256E2)	12.85 - 12.87	2494	B	126 kW	131	16
3 Cabriolet (E30) 325 i	M20 B25 (256EX)	08.87 - 11.93	2494	B	125 kW	131	16
3 Cabriolet (E30) 325 i	M20 B25 (256K1)	08.87 - 11.93	2494	B	125 kW	131	16
3 Cabriolet (E36) 318 i	M42 B18 (184S1)	01.94 - 12.95	1796	B	103 kW	131	17
3 Cabriolet (E36) 318 i	M43 B18 (184E2)	03.94 - 11.99	1796	B	85 kW	131	17
3 Cabriolet (E36) 318 is	M44 B19 (194S1)	01.96 - 09.99	1895	B	103 kW	133	28
3 Cabriolet (E36) 320 i	M50 B20 (206S2)	12.93 - 11.99	1990	B	110 kW	128	3
3 Cabriolet (E36) 320 i	M52 B20 (206S3)	12.93 - 11.99	1990	B	110 kW	128	3
3 Cabriolet (E36) 323 i	M52 B25 (256S3)	05.95 - 11.99	2494	B	125 kW	131	16
3 Cabriolet (E36) 325 i	M50 B25 (256S2)	03.93 - 08.95	2494	B	141 kW	131	16
3 Cabriolet (E36) 328 i	M52 B28 (286S1)	01.95 - 11.99	2793	B	142 kW	131	16
3 Cabriolet (E36) M3 3.2	S50 B32 (326S1)	03.96 - 09.99	3201	B	236 kW	133	32
3 Cabriolet (E46) 318 Ci	N42 B20 A	09.01 - 12.07	1995	B	105 kW	132	24
3 Cabriolet (E46) 318 Ci	N42 B20 A	12.00 - 08.06	1995	B	100 kW	132	24
3 Cabriolet (E46) 318 Ci	N46 B20 A	09.01 - 12.07	1995	B	105 kW	132	24
3 Cabriolet (E46) 318 Ci	N46 B20 A	03.04 - 08.06	1995	B	110 kW	132	24
3 Cabriolet (E46) 318 Ci	N46 B20 A	12.00 - 08.06	1995	B	100 kW	132	24
3 Cabriolet (E46) 318 Ci	N46 B20 B	03.04 - 08.06	1995	B	110 kW	132	24
3 Cabriolet (E46) 318 Ci	N46 B20 C	03.04 - 08.06	1995	B	110 kW	132	24
3 Cabriolet (E46) 320 Cd	M47 D20 (204D4)	02.05 - 12.07	1995	D	110 kW	130	12
3 Cabriolet (E46) 320 Ci	M54 B22 (226S1)	09.00 - 12.07	2171	B	125 kW	128	3
3 Cabriolet (E46) 320 Ci	M54 B22 (226S1)	01.06 - 12.07	2171	B	120 kW	128	3
3 Cabriolet (E46) 323 Ci	M52 B25 (256S4)	04.00 - 09.00	2494	B	125 kW	131	16
3 Cabriolet (E46) 323 Ci	M52 B25 (256S4)	04.00 - 09.00	2494	B	120 kW	131	16
3 Cabriolet (E46) 325 Ci	M54 B25 (256S5)	09.00 - 08.06	2494	B	141 kW	131	16
3 Cabriolet (E46) 325 Ci	M54 B25 (256S5)	09.00 - 12.06	2494	B	137 kW	131	16
3 Cabriolet (E46) 330 Cd	M57 D30 (306D2)	08.05 - 12.07	2993	D	150 kW	131	20
3 Cabriolet (E46) 330 Ci	M54 B30 (306S3)	06.00 - 08.06	2979	B	170 kW	131	19
3 Cabriolet (E46) 330 Ci	M54 B30 (306S3)	06.00 - 12.06	2979	B	168 kW	131	19
3 Cabriolet (E93) 318 i	N43 B20 A	03.10 - 12.13	1995	B	105 kW	132	25
3 Cabriolet (E93) 320 d	N47 D20 A	03.08 - 12.12	1995	D	130 kW	132	26
3 Cabriolet (E93) 320 d	N47 D20 A	09.07 - 02.10	1995	D	145 kW	132	26
3 Cabriolet (E93) 320 d	N47 D20 C	03.08 - 12.12	1995	D	130 kW	132	26
3 Cabriolet (E93) 320 d	N47 D20 C	03.10 - 10.13	1995	D	135 kW	132	26
3 Cabriolet (E93) 320 d	N47 D20 C	01.08 - 12.13	1995	D	120 kW	132	26
3 Cabriolet (E93) 320 d	N47 D20 C	03.10 - 10.13	1995	D	147 kW	132	26








							
3 Cabriolet (E93) 320 d	N47 D20 C	09.07 - 02.10	1995	D	145 kW	132	26
3 Cabriolet (E93) 320 i	N43 B20 A	03.07 - 10.13	1995	B	125 kW	132	25
3 Cabriolet (E93) 320 i	N43 B20 A	09.06 - 10.13	1995	B	120 kW	132	25
3 Cabriolet (E93) 320 i	N46 B20 B	01.07 - 08.13	1995	B	115 kW	132	24
3 Cabriolet (E93) 323 i	N52 B25 A	03.07 - 09.11	2497	B	130 kW	129	11
3 Cabriolet (E93) 323 i	N52 B25 A	03.07 - 09.11	2497	B	140 kW	129	11
3 Cabriolet (E93) 325 d	M57 D30 (306D3)	03.07 - 12.10	2993	D	145 kW	131	21
3 Cabriolet (E93) 325 d	M57 D30 (306D3)	03.07 - 12.10	2993	D	155 kW	131	21
3 Cabriolet (E93) 325 d	N57 D30 A	09.09 - 09.13	2993	D	150 kW	130	14
3 Cabriolet (E93) 325 i	N52 B25 A	12.06 - 02.10	2497	B	160 kW	129	11
3 Cabriolet (E93) 325 i	N52 B25 A	03.10 - 10.13	2497	B	150 kW	129	11
3 Cabriolet (E93) 325 i	N53 B30 A	03.07 - 12.13	2996	B	160 kW	133	31
3 Cabriolet (E93) 325 i	N53 B30 A	10.06 - 12.13	2996	B	155 kW	133	31
3 Cabriolet (E93) 330 d	M57 D30 (306D3)	03.07 - 12.13	2993	D	170 kW	131	21
3 Cabriolet (E93) 330 d	N57 D30 A	01.09 - 12.13	2993	D	180 kW	130	14
3 Cabriolet (E93) 330 i	N52 B30 AF	03.10 - 10.13	2996	B	190 kW	133	30
3 Cabriolet (E93) 330 i	N52 B30 A	03.07 - 10.13	2996	B	200 kW	133	31
3 Cabriolet (E93) 330 i	N52 B30 A	03.10 - 10.13	2996	B	190 kW	133	31
3 Cabriolet (E93) 330 i	N52 B30 A	03.07 - 02.10	2996	B	200 kW	133	31
3 Cabriolet (E93) 330 i	N52 B30 BF	03.10 - 10.13	2996	B	190 kW	133	31
3 Cabriolet (E93) 330 i	N52 B30 B	03.10 - 10.13	2996	B	190 kW	133	31
3 Cabriolet (E93) 330 i	N53 B30 A	03.07 - 10.13	2996	B	200 kW	133	31
3 Cabriolet (E93) 335 i	N54 B30 A	12.06 - 10.13	2979	B	225 kW	130	13
3 Cabriolet (E93) 335 i	N54 B30 A	05.06 - 10.13	2979	B	240 kW	130	13
3 Cabriolet (E93) 335 i	N54 B30 A	01.07 - 10.13	2979	B	224 kW	130	13
3 Cabriolet (E93) 335 i	N54 B30 B	12.06 - 10.13	2979	B	225 kW	130	13
3 Cabriolet (E93) 335 i	N55 B30 A	12.06 - 10.13	2979	B	225 kW	130	13
3 Cabriolet (E93) 335 i	N55 B30 A	05.06 - 10.13	2979	B	240 kW	130	13
3 Compact (E36) 316 g	M43 B16 (164E2)	02.96 - 08.00	1596	B/G	75 kW	131	17
3 Compact (E36) 316 i	M43 B16 (164E2)	01.94 - 08.00	1596	B	75 kW	131	17
3 Compact (E36) 316 i	M43 B19 (194E1)	01.99 - 08.00	1895	B	77 kW	133	28
3 Compact (E36) 318 tds	M41 D17 (174T1)	06.95 - 08.00	1665	D	66 kW	129	7
3 Compact (E36) 318 ti	M42 B18 (184S1)	09.94 - 12.95	1796	B	103 kW	131	17
3 Compact (E36) 318 ti	M44 B19 (194S1)	01.96 - 08.99	1895	B	103 kW	133	28
3 Compact (E36) 323 ti	M52 B25 (256S3)	09.97 - 08.00	2494	B	125 kW	131	16
3 Compact (E36) 323 ti	M52 B25 (256S3)	01.99 - 08.00	2494	B	120 kW	131	16
3 Compact (E46) 316 ti	N40 B16 A	06.02 - 02.05	1596	B	77 kW	132	23
3 Compact (E46) 316 ti	N40 B16 A	06.02 - 02.05	1596	B	85 kW	132	23
3 Compact (E46) 316 ti	N42 B18 A	06.01 - 02.05	1796	B	85 kW	132	24
3 Compact (E46) 316 ti	N45 B16 A	06.02 - 02.05	1596	B	85 kW	132	24
3 Compact (E46) 316 ti	N46 B18 A	06.01 - 02.05	1796	B	85 kW	132	24
3 Compact (E46) 318 td	M47 D20 (204D4)	03.03 - 02.05	1995	D	85 kW	130	12
3 Compact (E46) 318 ti	N42 B20 A	03.01 - 12.04	1995	B	105 kW	132	24
3 Compact (E46) 318 ti	N42 B20 A	03.01 - 12.04	1995	B	100 kW	132	24
3 Compact (E46) 318 ti	N46 B20 A	03.01 - 12.04	1995	B	105 kW	132	24
3 Compact (E46) 318 ti	N46 B20 A	03.01 - 12.04	1995	B	100 kW	132	24
3 Compact (E46) 320 td	M47 D20 (204D1)	10.01 - 12.02	1951	D	100 kW	131	18
3 Compact (E46) 320 td	M47 D20 (204D4)	09.01 - 02.05	1995	D	110 kW	130	12
3 Compact (E46) 320 td	M47 D20 (204D4)	10.01 - 12.02	1995	D	100 kW	130	12
3 Compact (E46) 325 ti	M54 B25 (256S5)	04.01 - 12.04	2494	B	141 kW	131	16
3 Coupe (E36) 316 i	M43 B16 (164E2)	09.93 - 11.98	1596	B	75 kW	131	17
3 Coupe (E36) 318 i	M40 B18 (184E1)	03.92 - 06.94	1796	B	83 kW	131	17
3 Coupe (E36) 318 is	M42 B18 (184S1)	01.92 - 12.95	1796	B	103 kW	131	17
3 Coupe (E36) 318 is	M44 B19 (194S1)	09.95 - 04.99	1895	B	103 kW	133	28
3 Coupe (E36) 320 i	M50 B20 (206S1)	12.91 - 11.98	1990	B	110 kW	128	3
3 Coupe (E36) 320 i	M50 B20 (206S2)	12.91 - 11.98	1990	B	110 kW	128	3
3 Coupe (E36) 320 i	M52 B20 (206S3)	12.91 - 11.98	1990	B	110 kW	128	3
3 Coupe (E36) 323 i	M52 B25 (256S3)	05.95 - 04.99	2494	B	125 kW	131	16
3 Coupe (E36) 325 i	M50 B25 (256S1)	10.91 - 02.95	2494	B	141 kW	131	16
3 Coupe (E36) 325 i	M50 B25 (256S2)	10.91 - 02.95	2494	B	141 kW	131	16
3 Coupe (E36) 325 is	M50 B25 (256S1)	10.91 - 08.95	2494	B	141 kW	131	16
3 Coupe (E36) 325 is	M50 B25 (256S2)	10.91 - 08.95	2494	B	141 kW	131	16

			ccm		kw		1 POS
3 Coupe (E36) 328 i	M52 B28 (286S1)	01.95 - 04.99	2793	B	142 kW	131	16
3 Coupe (E36) M3 3.2	S50 B32 (326S1)	10.95 - 11.98	3201	B	236 kW	133	32
3 Coupe (E46) 316 Ci	M43 B16 (164E3)	04.00 - 07.06	1596	B	77 kW	131	17
3 Coupe (E46) 316 Ci	N45 B16 A	06.02 - 07.06	1596	B	85 kW	132	24
3 Coupe (E46) 318 Ci	M43 B19 (194E1)	12.99 - 08.01	1895	B	87 kW	133	28
3 Coupe (E46) 318 Ci	M43 B19 (194E1)	12.99 - 08.01	1895	B	85 kW	133	28
3 Coupe (E46) 318 Ci	N42 B20 A	09.01 - 02.04	1995	B	105 kW	132	24
3 Coupe (E46) 318 Ci	N42 B20 A	12.00 - 05.06	1995	B	100 kW	132	24
3 Coupe (E46) 318 Ci	N46 B20 A	09.01 - 02.04	1995	B	105 kW	132	24
3 Coupe (E46) 318 Ci	N46 B20 A	03.04 - 05.06	1995	B	110 kW	132	24
3 Coupe (E46) 318 Ci	N46 B20 A	12.00 - 05.06	1995	B	100 kW	132	24
3 Coupe (E46) 318 Ci	N46 B20 C	09.01 - 02.04	1995	B	105 kW	132	24
3 Coupe (E46) 318 Ci	N46 B20 C	03.04 - 05.06	1995	B	110 kW	132	24
3 Coupe (E46) 320 Cd	M47 D20 (204D4)	11.03 - 07.06	1995	D	110 kW	130	12
3 Coupe (E46) 320 Ci	M52 B20 (206S4)	02.99 - 08.01	1990	B	110 kW	128	3
3 Coupe (E46) 320 Ci	M54 B22 (226S1)	01.00 - 05.06	2171	B	125 kW	128	3
3 Coupe (E46) 320 Ci	M54 B22 (226S1)	01.00 - 05.06	2171	B	120 kW	128	3
3 Coupe (E46) 323 Ci	M52 B25 (256S4)	04.99 - 09.00	2494	B	125 kW	131	16
3 Coupe (E46) 323 Ci	M52 B25 (256S4)	04.99 - 09.00	2494	B	120 kW	131	16
3 Coupe (E46) 323 i	M52 B25 (256S4)	04.99 - 12.00	2494	B	127 kW	131	16
3 Coupe (E46) 325 Ci	M54 B25 (256S5)	09.00 - 05.06	2494	B	141 kW	131	16
3 Coupe (E46) 325 Ci	M54 B25 (256S5)	09.00 - 07.06	2494	B	137 kW	131	16
3 Coupe (E46) 328 Ci	M52 B28 (286S2)	12.98 - 12.00	2793	B	142 kW	131	16
3 Coupe (E46) 330 Cd	M57 D30 (306D2)	03.03 - 07.06	2993	D	150 kW	131	20
3 Coupe (E46) 330 Ci	M54 B30 (306S3)	06.00 - 05.06	2979	B	170 kW	131	19
3 Coupe (E46) 330 Ci	M54 B30 (306S3)	06.00 - 07.06	2979	B	168 kW	131	19
3 Coupe (E46) 330 xi	M54 B30 (306S3)	06.00 - 07.06	2979	B	170 kW	131	19
3 Coupe (E92) 316 i	N43 B16 AA	09.07 - 06.13	1599	B	90 kW	129	9
3 Coupe (E92) 316 i	N43 B16 A	09.07 - 06.13	1599	B	90 kW	129	9
3 Coupe (E92) 318 i	N43 B20 A	03.10 - 12.13	1995	B	105 kW	132	25
3 Coupe (E92) 320 d xDrive	N47 D20 C	09.08 - 02.10	1995	D	130 kW	132	26
3 Coupe (E92) 320 d xDrive	N47 D20 C	03.10 - 06.13	1995	D	135 kW	132	26
3 Coupe (E92) 320 d xDrive	N47 D20 C	03.10 - 06.13	1995	D	147 kW	132	26
3 Coupe (E92) 320 d xDrive	N47 D20 C	09.08 - 02.10	1995	D	145 kW	132	26
3 Coupe (E92) 320 d xDrive	N47 D20 C	09.08 - 06.13	1995	D	120 kW	132	26
3 Coupe (E92) 320 d	N47 D20 A	09.06 - 02.10	1995	D	130 kW	132	26
3 Coupe (E92) 320 d	N47 D20 A	03.07 - 06.13	1995	D	120 kW	132	26
3 Coupe (E92) 320 d	N47 D20 A	09.06 - 02.10	1995	D	145 kW	132	26
3 Coupe (E92) 320 d	N47 D20 C	09.06 - 02.10	1995	D	130 kW	132	26
3 Coupe (E92) 320 d	N47 D20 C	03.10 - 06.13	1995	D	135 kW	132	26
3 Coupe (E92) 320 d	N47 D20 C	03.07 - 06.13	1995	D	120 kW	132	26
3 Coupe (E92) 320 d	N47 D20 C	03.10 - 06.13	1995	D	147 kW	132	26
3 Coupe (E92) 320 d	N47 D20 C	09.06 - 02.10	1995	D	145 kW	132	26
3 Coupe (E92) 320 i	N43 B20 A	03.07 - 12.13	1995	B	125 kW	132	25
3 Coupe (E92) 320 i	N43 B20 A	01.07 - 12.13	1995	B	120 kW	132	25
3 Coupe (E92) 320 i	N43 B20 A	01.10 - 12.13	1995	B	112 kW	132	25
3 Coupe (E92) 320 i	N46 B20 B	06.07 - 12.13	1995	B	115 kW	132	24
3 Coupe (E92) 320 i	N46 B20 B	01.10 - 12.13	1995	B	112 kW	132	24
3 Coupe (E92) 320 i	N46 B20 CC	01.10 - 12.13	1995	B	112 kW	132	24
3 Coupe (E92) 320 i	N46 B20 CD	01.10 - 12.13	1995	B	112 kW	132	24
3 Coupe (E92) 320 i	N46 B20 E	01.10 - 12.13	1995	B	112 kW	132	24
3 Coupe (E92) 323 i	N52 B25 AE	04.06 - 02.12	2497	B	140 kW	129	10
3 Coupe (E92) 323 i	N52 B25 A	06.06 - 08.08	2497	B	130 kW	129	11
3 Coupe (E92) 323 i	N52 B25 BE	04.06 - 02.12	2497	B	140 kW	129	11
3 Coupe (E92) 325 d	M57 D30 (306D3)	02.07 - 02.10	2993	D	145 kW	131	21
3 Coupe (E92) 325 d	M57 D30 (306D3)	02.07 - 02.10	2993	D	155 kW	131	21
3 Coupe (E92) 325 d	N57 D30 A	09.09 - 12.13	2993	D	150 kW	130	14
3 Coupe (E92) 325 i xDrive	N52 B25 AF	03.10 - 04.13	2497	B	155 kW	129	10
3 Coupe (E92) 325 i xDrive	N52 B25 A	03.10 - 04.13	2497	B	150 kW	129	11
3 Coupe (E92) 325 i xDrive	N53 B30 A	09.08 - 12.13	2996	B	160 kW	133	31
3 Coupe (E92) 325 i xDrive	N53 B30 A	09.08 - 06.13	2996	B	155 kW	133	31
3 Coupe (E92) 325 i	N52 B25 AF	06.06 - 02.10	2497	B	160 kW	129	10








3 Coupe (E92) 325 i	N52 B25 AF	03.10 - 06.13	2497	B	155 kW	129	10
3 Coupe (E92) 325 i	N52 B25 AF	03.10 - 10.13	2497	B	150 kW	129	10
3 Coupe (E92) 325 i	N52 B25 A	06.06 - 02.10	2497	B	160 kW	129	11
3 Coupe (E92) 325 i	N52 B25 A	03.10 - 06.13	2497	B	155 kW	129	11
3 Coupe (E92) 325 i	N52 B25 A	03.10 - 10.13	2497	B	150 kW	129	11
3 Coupe (E92) 325 i	N52 B25 BF	06.06 - 02.10	2497	B	160 kW	129	11
3 Coupe (E92) 325 i	N52 B25 BF	03.10 - 06.13	2497	B	155 kW	129	11
3 Coupe (E92) 325 i	N52 B25 BF	03.10 - 10.13	2497	B	150 kW	129	11
3 Coupe (E92) 325 i	N53 B30 A	09.07 - 06.13	2996	B	160 kW	133	31
3 Coupe (E92) 325 i	N53 B30 A	03.10 - 06.13	2996	B	155 kW	133	31
3 Coupe (E92) 325 xi	N52 B25 A	09.06 - 02.10	2497	B	160 kW	129	11
3 Coupe (E92) 325 xi	N53 B30 A	09.07 - 08.08	2996	B	160 kW	133	31
3 Coupe (E92) 325 xi	N53 B30 A	09.07 - 08.08	2996	B	155 kW	133	31
3 Coupe (E92) 328 i xDrive	N52 B30 A	09.08 - 06.13	2996	B	172 kW	133	31
3 Coupe (E92) 328 i	N52 B30 A	06.06 - 06.13	2996	B	172 kW	133	31
3 Coupe (E92) 328 xi	N52 B30 A	09.06 - 08.08	2996	B	172 kW	133	31
3 Coupe (E92) 330 d xDrive	N57 D30 A	02.10 - 06.13	2993	D	180 kW	130	14
3 Coupe (E92) 330 d	M57 D30 (306D3)	03.06 - 08.08	2993	D	170 kW	131	21
3 Coupe (E92) 330 d	N57 D30 A	09.08 - 12.13	2993	D	180 kW	130	14
3 Coupe (E92) 330 i xDrive	N53 B30 A	03.10 - 06.13	2996	B	200 kW	133	31
3 Coupe (E92) 330 i	N52 B30 AF	09.06 - 02.10	2996	B	200 kW	133	30
3 Coupe (E92) 330 i	N52 B30 A	09.06 - 02.10	2996	B	200 kW	133	31
3 Coupe (E92) 330 i	N52 B30 A	03.10 - 06.13	2996	B	190 kW	133	31
3 Coupe (E92) 330 i	N52 B30 BF	09.06 - 02.10	2996	B	200 kW	133	31
3 Coupe (E92) 330 i	N52 B30 B	09.06 - 02.10	2996	B	200 kW	133	31
3 Coupe (E92) 330 i	N53 B30 A	09.06 - 02.10	2996	B	200 kW	133	31
3 Coupe (E92) 330 i	N53 B30 A	09.07 - 06.13	2996	B	200 kW	133	31
3 Coupe (E92) 330 xd	M57 D30 (306D3)	03.06 - 08.08	2993	D	170 kW	131	21
3 Coupe (E92) 330 xd	N57 D30 A	03.08 - 02.10	2993	D	180 kW	130	14
3 Coupe (E92) 330 xi	N52 B30 A	09.06 - 08.07	2996	B	200 kW	133	31
3 Coupe (E92) 330 xi	N52 B30 A	09.06 - 08.07	2996	B	190 kW	133	31
3 Coupe (E92) 330 xi	N53 B30 A	09.06 - 08.07	2996	B	200 kW	133	31
3 Coupe (E92) 330 xi	N53 B30 A	03.07 - 02.10	2996	B	200 kW	133	31
3 Coupe (E92) 335 d	M57 D30 (306D5)	03.06 - 03.13	2993	D	210 kW	131	21
3 Coupe (E92) 335 i xDrive	N54 B30 A	11.08 - 12.13	2979	B	225 kW	130	13
3 Coupe (E92) 335 i xDrive	N54 B30 A	01.09 - 06.13	2979	B	224 kW	130	13
3 Coupe (E92) 335 i xDrive	N55 B30 A	11.08 - 12.13	2979	B	225 kW	130	13
3 Coupe (E92) 335 i xDrive	N55 B30 A	11.08 - 06.13	2979	B	240 kW	130	13
3 Coupe (E92) 335 i	N54 B30 A	06.06 - 06.13	2979	B	225 kW	130	13
3 Coupe (E92) 335 i	N54 B30 A	06.06 - 06.13	2979	B	240 kW	130	13
3 Coupe (E92) 335 i	N54 B30 A	03.07 - 06.13	2979	B	224 kW	130	13
3 Coupe (E92) 335 i	N55 B30 A	06.06 - 06.13	2979	B	225 kW	130	13
3 Coupe (E92) 335 i	N55 B30 A	06.06 - 06.13	2979	B	240 kW	130	13
3 Coupe (E92) 335 xi	N54 B30 A	03.07 - 02.10	2979	B	225 kW	130	13
3 Coupe (E92) 335 xi	N54 B30 A	03.07 - 02.10	2979	B	240 kW	130	13
3 Coupe (E92) 335 xi	N55 B30 A	03.07 - 02.10	2979	B	225 kW	130	13
3 Gran Turismo (F34) 318 d	N47 D20 C	03.13 - 06.15	1995	D	105 kW	132	26
3 Gran Turismo (F34) 318 d	N47 D20 C	03.13 - 06.15	1995	D	100 kW	132	26
3 Gran Turismo (F34) 320 d xDrive	N47 D20 C	07.13 - 06.15	1995	D	135 kW	132	26
3 Gran Turismo (F34) 320 d xDrive	N47 D20 C	07.13 - 06.15	1995	D	147 kW	132	26
3 Gran Turismo (F34) 320 d xDrive	N47 D20 C	07.13 - 06.15	1995	D	120 kW	132	26
3 Gran Turismo (F34) 320 d	N47 D20 C	03.13 - 06.15	1995	D	120 kW	132	26
3 Gran Turismo (F34) 320 d	N47 D20 C	03.13 - 06.15	1995	D	135 kW	132	26
3 Gran Turismo (F34) 320 d	N47 D20 C	03.13 - 06.15	1995	D	147 kW	132	26
3 Gran Turismo (F34) 320 i xDrive	N20 B20 A	11.12 - 06.16	1997	B	135 kW	132	22
3 Gran Turismo (F34) 320 i xDrive	N20 B20 A	07.13 - 06.16	1997	B	120 kW	132	22
3 Gran Turismo (F34) 320 i xDrive	N20 B20 B	11.12 - 06.16	1997	B	135 kW	132	22
3 Gran Turismo (F34) 320 i xDrive	N20 B20 B	07.13 - 06.16	1997	B	120 kW	132	22
3 Gran Turismo (F34) 320 i	N20 B20 A	03.13 - 06.16	1997	B	135 kW	132	22
3 Gran Turismo (F34) 320 i	N20 B20 A	03.13 - 06.16	1997	B	120 kW	132	22
3 Gran Turismo (F34) 320 i	N20 B20 B	03.13 - 06.16	1997	B	135 kW	132	22
3 Gran Turismo (F34) 320 i	N20 B20 B	03.13 - 06.16	1997	B	120 kW	132	22

			ccm		kw		1	POS
3 Gran Turismo (F34) 325 d	N47 D20 D	07.13 - 06.16	1995	D	155 kW	132	26	
3 Gran Turismo (F34) 325 d	N47 D20 D	07.13 - 06.16	1995	D	160 kW	132	26	
3 Gran Turismo (F34) 328 i xDrive	N20 B20 A	07.13 - 06.16	1997	B	180 kW	132	22	
3 Gran Turismo (F34) 328 i xDrive	N26 B20 A	07.13 - 06.16	1997	B	180 kW	132	22	
3 Gran Turismo (F34) 328 i	N20 B20 A	03.13 - 06.16	1997	B	180 kW	132	22	
3 Gran Turismo (F34) 328 i	N26 B20 A	03.13 - 06.16	1997	B	180 kW	132	22	
3 Gran Turismo (F34) 330 d xDrive	N57 D30 A	03.14	2993	D	190 kW	130	14	
3 Gran Turismo (F34) 330 d xDrive	N57 D30 A	03.14	2993	D	210 kW	130	14	
3 Gran Turismo (F34) 330 d	N57 D30 A	03.14	2993	D	190 kW	130	14	
3 Gran Turismo (F34) 330 d	N57 D30 A	03.14	2993	D	210 kW	130	14	
3 Gran Turismo (F34) 335 d xDrive	N57 D30 B	03.14	2993	D	230 kW	130	14	
3 Gran Turismo (F34) 335 i xDrive	N55 B30 A	07.13 - 06.16	2979	B	225 kW	130	13	
3 Gran Turismo (F34) 335 i xDrive	N55 B30 A	03.13 - 03.14	2979	B	240 kW	130	13	
3 Gran Turismo (F34) 335 i xDrive	N55 B30 A	04.14 - 06.16	2979	B	250 kW	130	13	
3 Gran Turismo (F34) 335 i	N55 B30 A	03.13 - 06.16	2979	B	225 kW	130	13	
3 Gran Turismo (F34) 335 i	N55 B30 A	03.13 - 03.14	2979	B	240 kW	130	13	
3 Gran Turismo (F34) 335 i	N55 B30 A	04.14 - 06.16	2979	B	250 kW	130	13	
3 Touring (E30) 316 i	M40 B16 (164E1)	09.91 - 06.94	1596	B	73 kW	131	17	
3 Touring (E30) 316 i	M40 B16 (164E1)	09.91 - 06.94	1596	B	75 kW	131	17	
3 Touring (E30) 318 i	M40 B18 (184E1)	04.89 - 06.94	1796	B	83 kW	131	17	
3 Touring (E30) 318 i	M40 B18 (184E1)	09.87 - 06.91	1796	B	85 kW	131	17	
3 Touring (E30) 320 i	M20 B20 (206KA)	01.88 - 12.91	1990	B	95 kW	128	3	
3 Touring (E30) 320 i	M20 B20 (206KA)	01.88 - 12.91	1990	B	93 kW	128	3	
3 Touring (E30) 324 td	M21 D24 (246TB)	01.88 - 06.93	2443	D	85 kW	128	5	
3 Touring (E30) 325 i X	M20 B25 (256K1)	06.88 - 10.93	2494	B	125 kW	131	16	
3 Touring (E30) 325 i	M20 B25 (256K1)	07.87 - 03.93	2494	B	125 kW	131	16	
3 Touring (E36) 316 i	M43 B16 (164E2)	03.97 - 05.99	1596	B	75 kW	131	17	
3 Touring (E36) 318 i	M43 B18 (184E2)	09.95 - 04.99	1796	B	85 kW	131	17	
3 Touring (E36) 318 tds	M41 D17 (174T1)	03.95 - 04.99	1665	D	66 kW	129	7	
3 Touring (E36) 320 i	M52 B20 (206S3)	01.95 - 04.99	1990	B	110 kW	128	3	
3 Touring (E36) 323 i	M52 B25 (256S3)	12.95 - 04.99	2494	B	125 kW	131	16	
3 Touring (E36) 325 tds	M51 D25 (256T1)	03.95 - 04.99	2497	D	105 kW	128	5	
3 Touring (E36) 328 i	M52 B28 (286S1)	02.95 - 04.99	2793	B	142 kW	131	16	
3 Touring (E46) 316 i	N42 B18 A	03.02 - 02.05	1796	B	85 kW	132	24	
3 Touring (E46) 316 i	N46 B18 A	03.02 - 02.05	1796	B	85 kW	132	24	
3 Touring (E46) 318 d	M47 D20 (204D1)	10.02 - 03.03	1951	D	85 kW	131	18	
3 Touring (E46) 318 d	M47 D20 (204D4)	03.03 - 02.05	1995	D	85 kW	130	12	
3 Touring (E46) 318 i	M43 B19 (194E1)	10.99 - 09.01	1895	B	87 kW	133	28	
3 Touring (E46) 318 i	M43 B19 (194E1)	10.99 - 09.01	1895	B	85 kW	133	28	
3 Touring (E46) 318 i	N42 B20 A	09.01 - 07.05	1995	B	105 kW	132	24	
3 Touring (E46) 318 i	N46 B20 A	09.01 - 07.05	1995	B	105 kW	132	24	
3 Touring (E46) 318 i	N46 B20 C	09.01 - 07.05	1995	B	105 kW	132	24	
3 Touring (E46) 320 d	M47 D20 (204D1)	03.00 - 09.01	1951	D	100 kW	131	18	
3 Touring (E46) 320 d	M47 D20 (204D4)	09.01 - 02.05	1995	D	110 kW	130	12	
3 Touring (E46) 320 i	M52 B20 (206S4)	10.99 - 09.00	1990	B	110 kW	128	3	
3 Touring (E46) 320 i	M54 B22 (226S1)	09.00 - 02.05	2171	B	125 kW	128	3	
3 Touring (E46) 320 i	M54 B22 (226S1)	09.00 - 02.05	2171	B	120 kW	128	3	
3 Touring (E46) 323 i	M52 B25 (256S3)	10.99 - 12.00	2494	B	125 kW	131	16	
3 Touring (E46) 325 i	M54 B25 (256S5)	09.00 - 02.05	2494	B	141 kW	131	16	
3 Touring (E46) 325 i	M54 B25 (256S5)	09.00 - 02.05	2494	B	137 kW	131	16	
3 Touring (E46) 325 xi	M54 B25 (256S5)	09.00 - 02.05	2494	B	141 kW	131	16	
3 Touring (E46) 325 xi	M54 B25 (256S5)	09.00 - 02.05	2494	B	137 kW	131	16	
3 Touring (E46) 328 i	M52 B28 (286S2)	06.99 - 05.00	2793	B	142 kW	131	16	
3 Touring (E46) 330 d	M57 D30 (306D1)	10.99 - 02.05	2926	D	135 kW	131	20	
3 Touring (E46) 330 d	M57 D30 (306D2)	03.03 - 02.05	2993	D	150 kW	131	20	
3 Touring (E46) 330 i	M54 B30 (306S3)	06.00 - 02.05	2979	B	170 kW	131	19	
3 Touring (E46) 330 xd	M57 D30 (306D1)	01.00 - 03.03	2926	D	135 kW	131	20	
3 Touring (E46) 330 xd	M57 D30 (306D2)	08.02 - 05.05	2993	D	150 kW	131	20	
3 Touring (E46) 330 xi	M54 B30 (306S3)	06.00 - 02.05	2979	B	170 kW	131	19	
3 Touring (E91) 316 d	N47 D20 C	09.09 - 06.12	1995	D	85 kW	132	26	
3 Touring (E91) 316 i	N43 B16 AA	09.08 - 06.12	1599	B	90 kW	129	9	
3 Touring (E91) 316 i	N43 B16 A	09.08 - 06.12	1599	B	90 kW	129	9	








	ENGINE				kW		1 POS
3 Touring (E91) 318 d	M47 D20 (204D4)	09.05 - 08.07	1995	D	90 kW	130	12
3 Touring (E91) 318 d	N47 D20 A	07.07 - 06.12	1995	D	100 kW	132	26
3 Touring (E91) 318 d	N47 D20 A	09.07 - 06.12	1995	D	105 kW	132	26
3 Touring (E91) 318 d	N47 D20 C	07.07 - 06.12	1995	D	100 kW	132	26
3 Touring (E91) 318 d	N47 D20 C	09.07 - 06.12	1995	D	105 kW	132	26
3 Touring (E91) 318 i	N43 B20 A	09.07 - 03.12	1995	B	100 kW	132	25
3 Touring (E91) 318 i	N43 B20 A	05.07 - 05.12	1995	B	105 kW	132	25
3 Touring (E91) 318 i	N46 B20 B	09.07 - 03.12	1995	B	100 kW	132	24
3 Touring (E91) 318 i	N46 B20 B	01.06 - 08.07	1995	B	95 kW	132	24
3 Touring (E91) 320 d xDrive	N47 D20 C	09.08 - 02.10	1995	D	130 kW	132	26
3 Touring (E91) 320 d xDrive	N47 D20 C	03.10 - 06.12	1995	D	135 kW	132	26
3 Touring (E91) 320 d xDrive	N47 D20 C	07.09 - 06.12	1995	D	120 kW	132	26
3 Touring (E91) 320 d xDrive	N47 D20 C	03.10 - 05.12	1995	D	147 kW	132	26
3 Touring (E91) 320 d xDrive	N47 D20 C	02.08 - 02.10	1995	D	145 kW	132	26
3 Touring (E91) 320 d	M47 D20 (204D4)	06.05 - 06.12	1995	D	120 kW	130	12
3 Touring (E91) 320 d	M47 D20 (204D4)	12.04 - 08.07	1995	D	110 kW	130	12
3 Touring (E91) 320 d	N47 D20 A	06.05 - 06.12	1995	D	120 kW	132	26
3 Touring (E91) 320 d	N47 D20 A	02.07 - 12.12	1995	D	130 kW	132	26
3 Touring (E91) 320 d	N47 D20 A	02.07 - 02.10	1995	D	145 kW	132	26
3 Touring (E91) 320 d	N47 D20 C	06.05 - 06.12	1995	D	120 kW	132	26
3 Touring (E91) 320 d	N47 D20 C	02.07 - 12.12	1995	D	130 kW	132	26
3 Touring (E91) 320 d	N47 D20 C	03.10 - 12.12	1995	D	135 kW	132	26
3 Touring (E91) 320 d	N47 D20 C	03.10 - 05.12	1995	D	147 kW	132	26
3 Touring (E91) 320 d	N47 D20 C	02.07 - 02.10	1995	D	145 kW	132	26
3 Touring (E91) 320 i	N43 B20 A	02.07 - 12.12	1995	B	125 kW	132	25
3 Touring (E91) 320 i	N43 B20 A	09.05 - 06.12	1995	B	115 kW	132	25
3 Touring (E91) 320 i	N43 B20 A	02.07 - 05.12	1995	B	120 kW	132	25
3 Touring (E91) 320 i	N46 B20 A	09.05 - 06.12	1995	B	110 kW	132	24
3 Touring (E91) 320 i	N46 B20 BD	09.05 - 06.12	1995	B	115 kW	132	24
3 Touring (E91) 320 i	N46 B20 B	09.05 - 06.12	1995	B	110 kW	132	24
3 Touring (E91) 320 i	N46 B20 B	09.05 - 06.12	1995	B	115 kW	132	24
3 Touring (E91) 320 i	N46 B20 C	09.05 - 06.12	1995	B	110 kW	132	24
3 Touring (E91) 320 i	N46 B20 C	09.05 - 06.12	1995	B	115 kW	132	24
3 Touring (E91) 323 i	N52 B25 A	04.06 - 06.07	2497	B	130 kW	129	11
3 Touring (E91) 323 i	N52 B25 A	09.06 - 12.12	2497	B	140 kW	129	11
3 Touring (E91) 325 d	M57 D30 (306D3)	09.06 - 06.12	2993	D	145 kW	131	21
3 Touring (E91) 325 d	N57 D30 A	02.10 - 06.12	2993	D	150 kW	130	14
3 Touring (E91) 325 i xDrive	N53 B30 A	09.08 - 06.12	2996	B	160 kW	133	31
3 Touring (E91) 325 i xDrive	N53 B30 A	09.08 - 06.12	2996	B	155 kW	133	31
3 Touring (E91) 325 i	N52 B25 AF	12.04 - 12.10	2497	B	155 kW	129	10
3 Touring (E91) 325 i	N52 B25 A	12.04 - 08.08	2497	B	160 kW	129	11
3 Touring (E91) 325 i	N52 B25 A	12.04 - 12.10	2497	B	155 kW	129	11
3 Touring (E91) 325 i	N52 B25 BF	12.04 - 12.10	2497	B	155 kW	129	11
3 Touring (E91) 325 i	N52 B25 B	12.04 - 12.10	2497	B	155 kW	129	10
3 Touring (E91) 325 i	N53 B30 A	09.07 - 06.12	2996	B	155 kW	133	31
3 Touring (E91) 325 i	N53 B30 A	09.07 - 06.12	2996	B	160 kW	133	31
3 Touring (E91) 325 xi	N52 B25 A	08.05 - 08.08	2497	B	160 kW	129	11
3 Touring (E91) 325 xi	N53 B30 A	09.05 - 08.08	2996	B	160 kW	133	31
3 Touring (E91) 325 xi	N53 B30 A	09.07 - 08.08	2996	B	155 kW	133	31
3 Touring (E91) 328 i	N52 B30 A	03.07 - 06.12	2996	B	171 kW	133	31
3 Touring (E91) 330 d xDrive	N57 D30 A	01.09 - 06.12	2993	D	180 kW	130	14
3 Touring (E91) 330 d	M57 D30 (306D3)	12.04 - 08.08	2993	D	170 kW	131	21
3 Touring (E91) 330 d	M57 D30 (306D3)	06.05 - 05.12	2993	D	155 kW	131	21
3 Touring (E91) 330 d	N57 D30 A	02.08 - 05.12	2993	D	180 kW	130	14
3 Touring (E91) 330 d	N57 D30 A	06.05 - 05.12	2993	D	155 kW	130	14
3 Touring (E91) 330 i xDrive	N53 B30 A	09.07 - 06.12	2996	B	200 kW	133	31
3 Touring (E91) 330 i	N52 B30 A	08.05 - 08.07	2996	B	190 kW	133	31
3 Touring (E91) 330 i	N52 B30 A	03.07 - 06.12	2996	B	200 kW	133	31
3 Touring (E91) 330 i	N53 B30 A	09.07 - 06.12	2996	B	200 kW	133	31
3 Touring (E91) 330 xd	M57 D30 (306D3)	09.05 - 06.12	2993	D	170 kW	131	21
3 Touring (E91) 330 xi	N52 B30 A	09.05 - 08.07	2996	B	190 kW	133	31
3 Touring (E91) 330 xi	N53 B30 A	09.07 - 06.12	2996	B	200 kW	133	31

			ccm		kw		1	POS
3 Touring (E91) 335 d	M57 D30 (306D5)	09.06 - 06.12	2993	D	210 kW	131	21	
3 Touring (E91) 335i xDrive	N54 B30 A	09.08 - 06.12	2979	B	225 kW	130	13	
3 Touring (E91) 335i xDrive	N54 B30 A	09.08 - 06.12	2979	B	240 kW	130	13	
3 Touring (E91) 335i xDrive	N55 B30 A	09.08 - 06.12	2979	B	225 kW	130	13	
3 Touring (E91) 335i xDrive	N55 B30 A	09.08 - 06.12	2979	B	240 kW	130	13	
3 Touring (E91) 335i	N54 B30 A	09.06 - 06.12	2979	B	225 kW	130	13	
3 Touring (E91) 335i	N54 B30 A	09.06 - 06.12	2979	B	240 kW	130	13	
3 Touring (E91) 335i	N55 B30 A	09.06 - 06.12	2979	B	225 kW	130	13	
3 Touring (E91) 335i	N55 B30 A	09.06 - 06.12	2979	B	240 kW	130	13	
3 Touring (E91) 335xi	N54 B30 A	03.07 - 08.08	2979	B	225 kW	130	13	
3 Touring (E91) 335xi	N54 B30 A	03.07 - 08.08	2979	B	240 kW	130	13	
3 Touring (E91) 335xi	N55 B30 A	03.07 - 08.08	2979	B	225 kW	130	13	
3 Touring (F31) 316 d	N47 D20 C	11.12 - 06.19	1995	D	85 kW	132	26	
3 Touring (F31) 316i	N13 B16 A	03.13 - 06.15	1598	B	100 kW	128	1	
3 Touring (F31) 318 d xDrive	N47 D20 C	07.13 - 06.15	1995	D	105 kW	132	26	
3 Touring (F31) 318 d	N47 D20 C	11.12 - 06.15	1995	D	105 kW	132	26	
3 Touring (F31) 318 d	N47 D20 C	11.12 - 06.19	1995	D	100 kW	132	26	
3 Touring (F31) 320 d xDrive	N47 D20 C	03.13 - 06.15	1995	D	135 kW	132	26	
3 Touring (F31) 320 d xDrive	N47 D20 C	03.13 - 06.15	1995	D	147 kW	132	26	
3 Touring (F31) 320 d xDrive	N47 D20 C	03.13 - 06.19	1995	D	120 kW	132	26	
3 Touring (F31) 320 d	N47 D20 C	07.12 - 02.16	1995	D	135 kW	132	26	
3 Touring (F31) 320 d	N47 D20 C	07.12 - 06.19	1995	D	120 kW	132	26	
3 Touring (F31) 320 d	N47 D20 C	07.12 - 02.16	1995	D	147 kW	132	26	
3 Touring (F31) 320i xDrive	N20 B20 B	03.13 - 06.15	1997	B	135 kW	132	22	
3 Touring (F31) 320i xDrive	N20 B20 B	03.13 - 06.15	1997	B	120 kW	132	22	
3 Touring (F31) 320i	N20 B20 B	11.12 - 06.15	1997	B	135 kW	132	22	
3 Touring (F31) 320i	N20 B20 B	11.12 - 06.15	1997	B	120 kW	132	22	
3 Touring (F31) 325 d	N47 D20 D	03.13 - 02.16	1995	D	160 kW	132	26	
3 Touring (F31) 325 d	N47 D20 D	03.13 - 02.16	1995	D	155 kW	132	26	
3 Touring (F31) 328i xDrive	N20 B20 A	03.13 - 06.16	1997	B	180 kW	132	22	
3 Touring (F31) 328i xDrive	N26 B20 A	03.13 - 06.16	1997	B	180 kW	132	22	
3 Touring (F31) 328i	N20 B20 A	07.12 - 06.15	1997	B	180 kW	132	22	
3 Touring (F31) 328i	N26 B20 A	07.12 - 06.15	1997	B	180 kW	132	22	
3 Touring (F31) 330 d xDrive	N57 D30 A	03.13 - 06.19	2993	D	190 kW	130	14	
3 Touring (F31) 330 d xDrive	N57 D30 A	03.13 - 06.19	2993	D	210 kW	130	14	
3 Touring (F31) 330 d	N57 D30 A	07.12 - 06.19	2993	D	190 kW	130	14	
3 Touring (F31) 330 d	N57 D30 A	07.12 - 06.19	2993	D	210 kW	130	14	
3 Touring (F31) 335 d xDrive	N57 D30 B	11.13 - 06.19	2993	D	230 kW	130	14	
3 Touring (F31) 335i xDrive	N55 B30 A	03.13 - 06.15	2979	B	225 kW	130	13	
3 Touring (F31) 335i xDrive	N55 B30 A	03.13 - 06.13	2979	B	240 kW	130	13	
3 Touring (F31) 335i xDrive	N55 B30 A	07.13 - 06.15	2979	B	250 kW	130	13	
3 Touring (F31) 335i	N55 B30 A	03.13 - 06.15	2979	B	225 kW	130	13	
3 Touring (F31) 335i	N55 B30 A	03.13 - 06.13	2979	B	240 kW	130	13	
3 Touring (F31) 335i	N55 B30 A	07.13 - 06.15	2979	B	250 kW	130	13	
3 Touring Van (F31) 330 d xDrive	N57 D30 A	03.13 - 06.19	2993	D	190 kW	130	14	
3 Touring Van (F31) 330 d	N57 D30 A	07.12 - 06.19	2993	D	190 kW	130	14	
4 Cabriolet (F33, F83) 420 d	N47 D20 C	10.13 - 06.15	1995	D	135 kW	132	26	
4 Cabriolet (F33, F83) 420 d	N47 D20 C	10.13 - 06.15	1995	D	147 kW	132	26	
4 Cabriolet (F33, F83) 420 d	N47 D20 C	11.13	1995	D	120 kW	132	26	
4 Cabriolet (F33, F83) 420i	N20 B20 B	07.14 - 02.16	1997	B	135 kW	132	22	
4 Cabriolet (F33, F83) 420i	N20 B20 B	07.14 - 02.16	1997	B	120 kW	132	22	
4 Cabriolet (F33, F83) 425 d	N47 D20 D	07.14 - 02.16	1995	D	160 kW	132	26	
4 Cabriolet (F33, F83) 425 d	N47 D20 D	07.14 - 02.16	1995	D	155 kW	132	26	
4 Cabriolet (F33, F83) 428i xDrive	N20 B20 A	03.14 - 06.16	1997	B	180 kW	132	22	
4 Cabriolet (F33, F83) 428i xDrive	N26 B20 A	03.14 - 06.16	1997	B	180 kW	132	22	
4 Cabriolet (F33, F83) 428i	N20 B20 A	11.13 - 02.17	1997	B	180 kW	132	22	
4 Cabriolet (F33, F83) 428i	N26 B20 A	11.13 - 02.17	1997	B	180 kW	132	22	
4 Cabriolet (F33, F83) 430 d	N57 D30 A	07.14	2993	D	190 kW	130	14	
4 Cabriolet (F33, F83) 430 d	N57 D30 A	07.14	2993	D	210 kW	130	14	
4 Cabriolet (F33, F83) 435 d xDrive	N57 D30 B	07.14	2993	D	230 kW	130	14	
4 Cabriolet (F33, F83) 435i xDrive	N55 B30 A	07.14 - 06.16	2979	B	225 kW	130	13	
4 Cabriolet (F33, F83) 435i xDrive	N55 B30 A	07.14 - 02.16	2979	B	250 kW	130	13	








4 Cabriolet (F33, F83) 435 i	N55 B30 A	11.13 - 12.18	2979	B	225 kW	130	13
4 Cabriolet (F33, F83) 435 i	N55 B30 A	11.13 - 02.16	2979	B	250 kW	130	13
4 Cabriolet (F33, F83) M4 Competition	S55 B30 A	03.16	2979	B	331 kW	132	27
4 Cabriolet (F33, F83) M4	S55 B30 A	07.14	2979	B	317 kW	132	27
4 Coupe (F32, F82) 420 d xDrive	N47 D20 C	11.13 - 02.15	1995	D	135 kW	132	26
4 Coupe (F32, F82) 420 d xDrive	N47 D20 C	11.13	1995	D	120 kW	132	26
4 Coupe (F32, F82) 420 d xDrive	N47 D20 C	11.13 - 03.15	1995	D	147 kW	132	26
4 Coupe (F32, F82) 420 d	N47 D20 C	07.13 - 02.15	1995	D	135 kW	132	26
4 Coupe (F32, F82) 420 d	N47 D20 C	07.13 - 02.15	1995	D	120 kW	132	26
4 Coupe (F32, F82) 420 d	N47 D20 C	07.13 - 03.15	1995	D	147 kW	132	26
4 Coupe (F32, F82) 420 i xDrive	N20 B20 A	11.13 - 02.16	1997	B	135 kW	132	22
4 Coupe (F32, F82) 420 i xDrive	N20 B20 A	11.13 - 02.16	1997	B	120 kW	132	22
4 Coupe (F32, F82) 420 i xDrive	N20 B20 B	11.13 - 02.16	1997	B	135 kW	132	22
4 Coupe (F32, F82) 420 i xDrive	N20 B20 B	11.13 - 02.16	1997	B	120 kW	132	22
4 Coupe (F32, F82) 420 i	N20 B20 A	11.13 - 02.17	1997	B	135 kW	132	22
4 Coupe (F32, F82) 420 i	N20 B20 A	11.13 - 02.17	1997	B	120 kW	132	22
4 Coupe (F32, F82) 420 i	N20 B20 B	11.13 - 02.17	1997	B	135 kW	132	22
4 Coupe (F32, F82) 420 i	N20 B20 B	11.13 - 02.17	1997	B	120 kW	132	22
4 Coupe (F32, F82) 425 d	N47 D20 D	03.14 - 02.16	1995	D	160 kW	132	26
4 Coupe (F32, F82) 425 d	N47 D20 D	03.14 - 02.16	1995	D	155 kW	132	26
4 Coupe (F32, F82) 428 i xDrive	N20 B20 A	07.13 - 06.16	1997	B	180 kW	132	22
4 Coupe (F32, F82) 428 i xDrive	N26 B20 A	07.13 - 06.16	1997	B	180 kW	132	22
4 Coupe (F32, F82) 428 i	N20 B20 A	07.13 - 12.17	1997	B	180 kW	132	22
4 Coupe (F32, F82) 428 i	N26 B20 A	07.13 - 12.17	1997	B	180 kW	132	22
4 Coupe (F32, F82) 430 d xDrive	N57 D30 A	03.14	2993	D	190 kW	130	14
4 Coupe (F32, F82) 430 d xDrive	N57 D30 A	03.14	2993	D	210 kW	130	14
4 Coupe (F32, F82) 430 d	N57 D30 A	11.13	2993	D	190 kW	130	14
4 Coupe (F32, F82) 430 d	N57 D30 A	11.13	2993	D	210 kW	130	14
4 Coupe (F32, F82) 435 d xDrive	N57 D30 B	11.13 - 12.20	2993	D	230 kW	130	14
4 Coupe (F32, F82) 435 i xDrive	N55 B30 A	07.13 - 06.16	2979	B	225 kW	130	13
4 Coupe (F32, F82) 435 i xDrive	N55 B30 A	07.13 - 02.16	2979	B	250 kW	130	13
4 Coupe (F32, F82) 435 i	N55 B30 A	07.13 - 12.16	2979	B	225 kW	130	13
4 Coupe (F32, F82) 435 i	N55 B30 A	07.13 - 02.16	2979	B	250 kW	130	13
4 Coupe (F32, F82) M4 CS	S55 B30 A	07.17 - 06.19	2979	B	338 kW	132	27
4 Coupe (F32, F82) M4 Competition	S55 B30 A	03.16	2979	B	331 kW	132	27
4 Coupe (F32, F82) M4 GTS	S55 B30 A	03.16 - 02.17	2979	B	368 kW	132	27
4 Coupe (F32, F82) M4	S55 B30 A	03.14	2979	B	317 kW	132	27
4 Gran Coupe (F36) 418 d	N47 D20 C	03.14 - 06.15	1995	D	105 kW	132	26
4 Gran Coupe (F36) 418 d	N47 D20 C	03.14 - 12.20	1995	D	100 kW	132	26
4 Gran Coupe (F36) 420 d xDrive	N47 D20 C	03.14 - 02.15	1995	D	135 kW	132	26
4 Gran Coupe (F36) 420 d xDrive	N47 D20 C	03.14 - 12.20	1995	D	120 kW	132	26
4 Gran Coupe (F36) 420 d xDrive	N47 D20 C	03.14 - 02.15	1995	D	147 kW	132	26
4 Gran Coupe (F36) 420 d	N47 D20 C	03.14 - 02.15	1995	D	135 kW	132	26
4 Gran Coupe (F36) 420 d	N47 D20 C	03.14 - 12.20	1995	D	147 kW	132	26
4 Gran Coupe (F36) 420 d	N47 D20 C	03.14 - 02.15	1995	D	147 kW	132	26
4 Gran Coupe (F36) 420 i xDrive	N20 B20 A	07.14 - 02.16	1997	B	135 kW	132	22
4 Gran Coupe (F36) 420 i xDrive	N20 B20 A	07.14 - 02.16	1997	B	120 kW	132	22
4 Gran Coupe (F36) 420 i xDrive	N20 B20 B	07.14 - 02.16	1997	B	135 kW	132	22
4 Gran Coupe (F36) 420 i xDrive	N20 B20 B	07.14 - 02.16	1997	B	120 kW	132	22
4 Gran Coupe (F36) 420 i	N20 B20 B	03.14 - 02.17	1997	B	135 kW	132	22
4 Gran Coupe (F36) 420 i	N20 B20 B	03.14 - 02.17	1997	B	120 kW	132	22
4 Gran Coupe (F36) 428 i xDrive	N20 B20 A	03.14 - 06.16	1997	B	180 kW	132	22
4 Gran Coupe (F36) 428 i xDrive	N26 B20 A	03.14 - 06.16	1997	B	180 kW	132	22
4 Gran Coupe (F36) 428 i	N20 B20 A	03.14 - 06.16	1997	B	180 kW	132	22
4 Gran Coupe (F36) 428 i	N26 B20 A	03.14 - 06.16	1997	B	180 kW	132	22
4 Gran Coupe (F36) 430 d xDrive	N57 D30 A	07.14	2993	D	190 kW	130	14
4 Gran Coupe (F36) 430 d xDrive	N57 D30 A	07.14	2993	D	210 kW	130	14
4 Gran Coupe (F36) 430 d	N57 D30 A	07.14	2993	D	190 kW	130	14
4 Gran Coupe (F36) 430 d	N57 D30 A	07.14	2993	D	210 kW	130	14
4 Gran Coupe (F36) 435 d xDrive	N57 D30 B	07.14	2993	D	230 kW	130	14
4 Gran Coupe (F36) 435 i xDrive	N55 B30 A	07.14 - 06.16	2979	B	225 kW	130	13
4 Gran Coupe (F36) 435 i xDrive	N55 B30 A	07.14 - 02.16	2979	B	250 kW	130	13








			ccm		kw		1	POS
4 Gran Coupe (F36) 435 i	N55 B30 A	03.14 - 06.16	2979	B	225 kW	130	13	
4 Gran Coupe (F36) 435 i	N55 B30 A	03.14 - 02.16	2979	B	250 kW	130	13	
5 (E12) 518 i	M10 B18 (184EB)	06.79 - 06.81	1766	B	75 kW	134	33	
5 (E12) 518	M10 B18 (184VB)	07.74 - 05.81	1766	B	66 kW	134	33	
5 (E12) 520 i/6	M20 B20 (206VA)	09.76 - 07.78	1990	B	90 kW	128	3	
5 (E12) 520 i	M10 B20	08.72 - 12.78	1990	B	96 kW	134	33	
5 (E12) 520 i	M10 B20	03.72 - 07.79	1990	B	92 kW	134	33	
5 (E12) 520/6	M20 B20 (206VA)	03.77 - 06.81	1990	B	90 kW	128	3	
5 (E12) 520	M10 B20	06.72 - 01.79	1990	B	85 kW	134	33	
5 (E28) 518 i	M10 B18 (184EB)	05.81 - 12.87	1766	B	77 kW	134	33	
5 (E28) 518 i	M10 B18 (184EB)	05.81 - 12.87	1766	B	75 kW	134	33	
5 (E28) 518	M10 B18 (184VC)	06.81 - 09.84	1766	B	66 kW	134	33	
5 (E28) 518	M10 B18 (184VD)	06.81 - 09.84	1766	B	66 kW	134	33	
5 (E28) 520 i	M20 B20 (206EA)	06.81 - 12.87	1990	B	92 kW	128	3	
5 (E28) 520 i	M20 B20 (206EB)	06.81 - 12.87	1990	B	92 kW	128	3	
5 (E28) 520 i	M20 B20 (206EC)	06.81 - 12.87	1990	B	92 kW	128	3	
5 (E28) 520 i	M20 B20 (206EZ)	06.81 - 12.87	1990	B	92 kW	128	3	
5 (E28) 520 i	M20 B20 (206KA)	08.85 - 12.87	1990	B	95 kW	128	3	
5 (E28) 520 i	M20 B20 (206KA)	12.86 - 12.87	1990	B	110 kW	128	3	
5 (E28) 524 d	M21 D24 (246DA)	03.86 - 12.87	2443	D	63 kW	128	6	
5 (E28) 524 td	M21 D24 (246TA)	09.83 - 12.87	2443	D	85 kW	128	5	
5 (E28) 525 e	M20 B27 (276EA)	03.83 - 12.87	2693	B	92 kW	131	16	
5 (E28) 525 e	M20 B27 (276EB)	09.81 - 12.87	2693	B	90 kW	131	16	
5 (E28) 525 e	M20 B27 (276EB)	09.85 - 12.87	2693	B	95 kW	131	16	
5 (E28) 525 e	M20 B27 (276KA)	09.81 - 12.87	2693	B	90 kW	131	16	
5 (E28) 525 e	M20 B27 (276KB)	09.81 - 12.87	2693	B	90 kW	131	16	
5 (E28) 525 e	M20 B27 (276KB)	09.85 - 12.87	2693	B	95 kW	131	16	
5 (E34) 518 i	M40 B18 (184E1)	09.89 - 04.94	1796	B	83 kW	131	17	
5 (E34) 518 i	M43 B18 (184E2)	05.94 - 08.95	1796	B	85 kW	131	17	
5 (E34) 520 i 24V	M50 B20 (206S1)	04.90 - 08.95	1990	B	110 kW	128	3	
5 (E34) 520 i 24V	M50 B20 (206S2)	04.90 - 08.95	1990	B	110 kW	128	3	
5 (E34) 520 i	M20 B20 (206KA)	06.87 - 09.90	1990	B	95 kW	128	3	
5 (E34) 524 td	M21 D24 (246TB)	03.88 - 08.91	2443	D	85 kW	128	5	
5 (E34) 525 i 24V	M50 B25 (256S1)	03.90 - 08.95	2494	B	141 kW	131	16	
5 (E34) 525 i 24V	M50 B25 (256S2)	03.90 - 08.95	2494	B	141 kW	131	16	
5 (E34) 525 iX 24V	M50 B25 (256S1)	10.91 - 08.95	2494	B	141 kW	131	16	
5 (E34) 525 iX 24V	M50 B25 (256S2)	10.91 - 08.95	2494	B	141 kW	131	16	
5 (E34) 525 i	M20 B25 (256K1)	02.88 - 08.90	2494	B	125 kW	131	16	
5 (E34) 525 td	M51 D25 (256T1)	03.93 - 08.95	2497	D	85 kW	128	5	
5 (E34) 525 tds	M51 D25 (256T1)	09.91 - 08.95	2497	D	105 kW	128	5	
5 (E39) 520 d	M47 D20 (204D1)	02.00 - 06.03	1951	D	100 kW	131	18	
5 (E39) 520 i	M52 B20 (206S3)	01.96 - 06.03	1990	B	110 kW	128	3	
5 (E39) 520 i	M52 B20 (206S3)	01.96 - 06.03	1990	B	100 kW	128	3	
5 (E39) 520 i	M52 B20 (206S4)	01.96 - 06.03	1990	B	110 kW	128	3	
5 (E39) 520 i	M52 B20 (206S4)	01.96 - 06.03	1990	B	100 kW	128	3	
5 (E39) 520 i	M54 B22 (226S1)	09.00 - 06.03	2171	B	125 kW	128	3	
5 (E39) 520 i	M54 B22 (226S1)	09.00 - 06.03	2171	B	120 kW	128	3	
5 (E39) 523 i	M52 B25 (256S3)	09.95 - 08.00	2494	B	125 kW	131	16	
5 (E39) 523 i	M52 B25 (256S4)	09.95 - 08.00	2494	B	125 kW	131	16	
5 (E39) 525 d	M57 D25 (256D1)	02.00 - 06.03	2497	D	120 kW	128	5	
5 (E39) 525 i	M54 B25 (256S5)	09.00 - 06.03	2494	B	141 kW	131	16	
5 (E39) 525 i	M54 B25 (256S5)	09.00 - 12.02	2494	B	137 kW	131	16	
5 (E39) 525 td	M51 D25 (256T1)	01.97 - 06.03	2497	D	85 kW	128	5	
5 (E39) 525 tds	M51 D25 (256T1)	01.96 - 06.03	2497	D	105 kW	128	5	
5 (E39) 528 i	M52 B28 (286S1)	09.95 - 08.00	2793	B	142 kW	131	16	
5 (E39) 528 i	M52 B28 (286S2)	09.95 - 08.00	2793	B	142 kW	131	16	
5 (E39) 530 d	M57 D30 (306D1)	08.98 - 09.00	2926	D	135 kW	131	20	
5 (E39) 530 d	M57 D30 (306D1)	09.98 - 06.03	2926	D	142 kW	131	20	
5 (E39) 530 i	M54 B30 (306S3)	09.00 - 06.03	2979	B	170 kW	131	19	
5 (E39) 530 i	M54 B30 (306S3)	09.00 - 06.03	2979	B	168 kW	131	19	
5 (E60) 520 d	M47 D20 (204D4)	09.05 - 12.09	1995	D	120 kW	130	12	
5 (E60) 520 d	M47 D20 (204D4)	09.05 - 02.07	1995	D	110 kW	130	12	








5 (E60) 520 d	N47 D20 A	09.05 - 12.09	1995	D	120 kW	132	26
5 (E60) 520 d	N47 D20 A	09.05 - 12.09	1995	D	120 kW	132	26
5 (E60) 520 d	N47 D20 A	09.07 - 12.09	1995	D	130 kW	132	26
5 (E60) 520 d	N47 D20 A	09.07 - 12.09	1995	D	125 kW	132	26
5 (E60) 520 d	N47 D20 C	09.05 - 12.09	1995	D	120 kW	132	26
5 (E60) 520 d	N47 D20 C	09.07 - 12.09	1995	D	130 kW	132	26
5 (E60) 520 i	M54 B22 (226S1)	07.03 - 03.10	2171	B	125 kW	128	3
5 (E60) 520 i	N43 B20 A	09.07 - 12.09	1995	B	125 kW	132	25
5 (E60) 520 i	N43 B20 A	12.06 - 03.10	1995	B	120 kW	132	25
5 (E60) 520 i	N46 B20 B	09.07 - 02.10	1995	B	115 kW	132	24
5 (E60) 523 i	N52 B25 A	10.04 - 02.07	2497	B	130 kW	129	11
5 (E60) 523 i	N52 B25 A	03.07 - 12.09	2497	B	140 kW	129	11
5 (E60) 523 i	N52 B25 BE	10.04 - 02.07	2497	B	130 kW	129	11
5 (E60) 523 i	N52 B25 BE	03.07 - 12.09	2497	B	140 kW	129	11
5 (E60) 523 i	N52 B25 B	10.04 - 02.07	2497	B	130 kW	129	10
5 (E60) 523 i	N53 B25 A	03.07 - 12.09	2497	B	140 kW	129	11
5 (E60) 523 i	N53 B25 A	03.07 - 12.09	2497	B	140 kW	129	11
5 (E60) 525 d xDrive	M57 D30 (306D3)	09.07 - 12.09	2993	D	145 kW	131	21
5 (E60) 525 d	M57 D25 (256D1)	12.04 - 03.10	2497	D	120 kW	128	5
5 (E60) 525 d	M57 D25 (256D2)	06.04 - 03.10	2497	D	130 kW	128	5
5 (E60) 525 d	M57 D25 (256D2)	12.04 - 03.10	2497	D	120 kW	128	5
5 (E60) 525 d	M57 D30 (306D3)	01.07 - 03.10	2993	D	145 kW	131	21
5 (E60) 525 i xDrive	N53 B30 A	09.08 - 03.10	2996	B	160 kW	133	31
5 (E60) 525 i	M54 B25 (256S5)	09.02 - 12.09	2494	B	137 kW	131	16
5 (E60) 525 i	M54 B25 (256S5)	09.03 - 02.05	2494	B	141 kW	131	16
5 (E60) 525 i	N52 B25 A	03.05 - 12.09	2497	B	160 kW	129	11
5 (E60) 525 i	N52 B25 A	07.05 - 03.10	2497	B	155 kW	129	11
5 (E60) 525 i	N52 B25 BF	03.05 - 12.09	2497	B	160 kW	129	11
5 (E60) 525 i	N52 B25 B	03.05 - 12.09	2497	B	160 kW	129	10
5 (E60) 525 i	N52 B30 A	03.05 - 03.07	2996	B	160 kW	133	31
5 (E60) 525 i	N53 B30 A	01.07 - 03.10	2996	B	160 kW	133	31
5 (E60) 525 i	N53 B30 A	01.07 - 03.10	2996	B	155 kW	133	31
5 (E60) 525 xd	M57 D30 (306D3)	11.06 - 08.07	2993	D	145 kW	131	21
5 (E60) 525 xi	N52 B25 A	04.05 - 02.07	2497	B	160 kW	129	11
5 (E60) 525 xi	N53 B30 A	03.07 - 12.09	2996	B	160 kW	133	31
5 (E60) 528 i xDrive	N52 B30 A	09.06 - 12.09	2996	B	172 kW	133	31
5 (E60) 528 i	N52 B30 A	03.07 - 12.09	2996	B	172 kW	133	31
5 (E60) 530 d xDrive	M57 D30 (306D3)	09.07 - 12.09	2993	D	173 kW	131	21
5 (E60) 530 d	M57 D30 (306D2)	09.02 - 09.05	2993	D	160 kW	131	20
5 (E60) 530 d	M57 D30 (306D2)	09.02 - 12.09	2993	D	155 kW	131	20
5 (E60) 530 d	M57 D30 (306D3)	09.05 - 03.07	2993	D	170 kW	131	21
5 (E60) 530 d	M57 D30 (306D3)	02.07 - 12.09	2993	D	173 kW	131	21
5 (E60) 530 d	M57 D30 (306D3)	09.02 - 12.09	2993	D	155 kW	131	21
5 (E60) 530 i xDrive	N52 B30 A	09.08 - 12.09	2996	B	200 kW	133	31
5 (E60) 530 i xDrive	N53 B30 A	09.08 - 12.09	2996	B	200 kW	133	31
5 (E60) 530 i	M54 B30 (306S3)	12.01 - 03.05	2979	B	170 kW	131	19
5 (E60) 530 i	M54 B30 (306S3)	01.04 - 12.05	2979	B	168 kW	131	19
5 (E60) 530 i	N52 B30 A	09.07 - 12.09	2996	B	168 kW	133	31
5 (E60) 530 i	N52 B30 A	03.05 - 03.07	2996	B	190 kW	133	31
5 (E60) 530 i	N52 B30 A	03.07 - 12.09	2996	B	200 kW	133	31
5 (E60) 530 i	N52 B30 A	03.05 - 03.10	2996	B	187 kW	133	31
5 (E60) 530 i	N52 B30 A	03.07 - 12.09	2996	B	200 kW	133	31
5 (E60) 530 i	N52 B30 BF	03.05 - 03.07	2996	B	190 kW	133	31
5 (E60) 530 i	N52 B30 BF	03.07 - 12.09	2996	B	200 kW	133	31
5 (E60) 530 i	N52 B30 B	03.05 - 03.07	2996	B	190 kW	133	31
5 (E60) 530 i	N52 B30 B	03.07 - 12.09	2996	B	200 kW	133	31
5 (E60) 530 i	N53 B30 A	03.07 - 12.09	2996	B	200 kW	133	31
5 (E60) 530 xd	M57 D30 (306D3)	02.05 - 02.07	2993	D	170 kW	131	21
5 (E60) 530 xd	M57 D30 (306D3)	03.07 - 08.07	2993	D	173 kW	131	21
5 (E60) 530 xi	N52 B30 A	09.04 - 02.07	2996	B	190 kW	133	31
5 (E60) 530 xi	N52 B30 A	02.07 - 08.08	2996	B	200 kW	133	31
5 (E60) 530 xi	N52 B30 A	03.07 - 10.09	2996	B	200 kW	133	31








			ccm		kw		1 POS
5 (E60) 530 xi	N53 B30 A	02.07 - 08.08	2996	B	200 kW	133	31
5 (E60) 535 d	M57 D30 (306D4)	09.04 - 03.10	2993	D	200 kW	131	21
5 (E60) 535 d	M57 D30 (306D5)	01.07 - 03.10	2993	D	210 kW	131	21
5 (E60) 535 i xDrive	N54 B30 A	09.08 - 12.09	2979	B	224 kW	130	13
5 (E60) 535 i	N54 B30 A	04.06 - 12.09	2979	B	225 kW	130	13
5 (E60) 535 i	N54 B30 A	09.07 - 03.10	2979	B	224 kW	130	13
5 (E60) 535 xi	N54 B30 A	03.07 - 08.08	2979	B	225 kW	130	13
5 (F10) 518 d	N47 D20 C	07.13 - 06.14	1995	D	105 kW	132	26
5 (F10) 518 d	N47 D20 C	07.13 - 10.16	1995	D	100 kW	132	26
5 (F10) 520 d xDrive	N47 D20 C	07.13 - 06.14	1995	D	135 kW	132	26
5 (F10) 520 d xDrive	N47 D20 C	10.13 - 10.16	1995	D	120 kW	132	26
5 (F10) 520 d xDrive	N47 D20 C	01.13 - 06.14	1995	D	147 kW	132	26
5 (F10) 520 d xDrive	N47 D20 C	01.13 - 06.14	1995	D	100 kW	132	26
5 (F10) 520 d	N47 D20 C	06.10 - 06.14	1995	D	135 kW	132	26
5 (F10) 520 d	N47 D20 C	06.10 - 10.16	1995	D	120 kW	132	26
5 (F10) 520 d	N47 D20 C	06.10 - 06.14	1995	D	147 kW	132	26
5 (F10) 520 d	N47 D20 C	01.13 - 06.14	1995	D	100 kW	132	26
5 (F10) 520 i	N20 B20 A	09.11 - 10.16	1997	B	120 kW	132	22
5 (F10) 520 i	N20 B20 A	02.11 - 10.16	1997	B	135 kW	132	22
5 (F10) 520 i	N20 B20 B	09.11 - 10.16	1997	B	120 kW	132	22
5 (F10) 520 i	N20 B20 B	02.11 - 10.16	1997	B	135 kW	132	22
5 (F10) 523 i	N52 B25 AF	01.10 - 08.11	2497	B	150 kW	129	10
5 (F10) 523 i	N52 B25 A	01.10 - 08.11	2497	B	150 kW	129	11
5 (F10) 523 i	N52 B25 BF	01.10 - 08.11	2497	B	150 kW	129	11
5 (F10) 523 i	N52 B25 B	01.10 - 08.11	2497	B	150 kW	129	10
5 (F10) 523 i	N53 B30 A	06.09 - 08.11	2996	B	150 kW	133	31
5 (F10) 523 i	N53 B30 A	01.10 - 08.11	2996	B	155 kW	133	31
5 (F10) 525 d xDrive	N47 D20 D	09.11 - 10.16	1995	D	155 kW	132	26
5 (F10) 525 d xDrive	N47 D20 D	09.11 - 10.16	1995	D	160 kW	132	26
5 (F10) 525 d	N47 D20 D	09.11 - 10.16	1995	D	155 kW	132	26
5 (F10) 525 d	N47 D20 D	09.11 - 10.16	1995	D	160 kW	132	26
5 (F10) 525 d	N57 D30 A	03.10 - 08.11	2993	D	150 kW	130	14
5 (F10) 528 i xDrive	N20 B20 A	09.11 - 10.16	1997	B	180 kW	132	22
5 (F10) 528 i	N20 B20 A	09.11 - 10.16	1997	B	180 kW	132	22
5 (F10) 528 i	N20 B20 A	10.14 - 10.16	1997	B	160 kW	132	22
5 (F10) 528 i	N52 B30 A	10.09 - 08.11	2996	B	179 kW	133	31
5 (F10) 528 i	N53 B30 A	03.10 - 08.11	2996	B	190 kW	133	31
5 (F10) 530 d xDrive	N57 D30 A	03.11 - 10.16	2993	D	190 kW	130	14
5 (F10) 530 d xDrive	N57 D30 A	03.11 - 10.16	2993	D	210 kW	130	14
5 (F10) 530 d	N57 D30 A	09.11 - 10.16	2993	D	190 kW	130	14
5 (F10) 530 d	N57 D30 A	01.10 - 08.11	2993	D	180 kW	130	14
5 (F10) 530 d	N57 D30 A	09.10 - 10.16	2993	D	210 kW	130	14
5 (F10) 530 i	N52 B30 AF	03.10 - 06.13	2996	B	190 kW	133	30
5 (F10) 530 i	N52 B30 A	03.10 - 06.13	2996	B	190 kW	133	31
5 (F10) 530 i	N52 B30 BF	03.10 - 06.13	2996	B	190 kW	133	31
5 (F10) 530 i	N53 B30 A	05.11 - 06.13	2996	B	200 kW	133	31
5 (F10) 535 d xDrive	N57 D30 B	09.11 - 10.16	2993	D	230 kW	130	14
5 (F10) 535 d	N57 D30 B	09.11 - 10.16	2993	D	230 kW	130	14
5 (F10) 535 d	N57 D30 B	09.10 - 08.11	2993	D	220 kW	130	14
5 (F10) 535 i xDrive	N55 B30 A	09.10 - 10.16	2979	B	225 kW	130	13
5 (F10) 535 i xDrive	N55 B30 A	07.13 - 10.16	2979	B	240 kW	130	13
5 (F10) 535 i	N55 B30 A	01.10 - 10.16	2979	B	225 kW	130	13
5 (F10) 535 i	N55 B30 A	01.09 - 10.16	2979	B	224 kW	130	13
5 (F10) 535 i	N55 B30 A	07.13 - 10.16	2979	B	240 kW	130	13
5 (F10) ActiveHybrid	N55 B30 A	12.11 - 10.16	2979	E	250 kW	130	13
5 (F10) M 550 d xDrive	N57 D30 C	03.12 - 10.16	2993	D	280 kW	130	14
5 Gran Turismo (F07) 520 d	N47 D20 C	04.11 - 02.17	1995	D	135 kW	132	26
5 Gran Turismo (F07) 520 d	N47 D20 C	07.12 - 06.13	1995	D	120 kW	132	26
5 Gran Turismo (F07) 520 d	N47 D20 C	07.13 - 02.17	1995	D	100 kW	132	26
5 Gran Turismo (F07) 528 i	N20 B20 A	07.13 - 02.17	1997	B	180 kW	132	22
5 Gran Turismo (F07) 530 d xDrive	N57 D30 A	06.10 - 06.12	2993	D	180 kW	130	14
5 Gran Turismo (F07) 530 d xDrive	N57 D30 A	07.12 - 02.17	2993	D	190 kW	130	14








							
5 Gran Turismo (F07) 530 d	N57 D30 A	09.10 - 02.17	2993	D	155 kW	130	14
5 Gran Turismo (F07) 530 d	N57 D30 A	08.09 - 06.12	2993	D	180 kW	130	14
5 Gran Turismo (F07) 530 d	N57 D30 A	07.12 - 02.17	2993	D	190 kW	130	14
5 Gran Turismo (F07) 535 d xDrive	N57 D30 B	03.10 - 06.12	2993	D	220 kW	130	14
5 Gran Turismo (F07) 535 d xDrive	N57 D30 B	07.12 - 02.17	2993	D	230 kW	130	14
5 Gran Turismo (F07) 535 d	N57 D30 B	03.10 - 06.12	2993	D	220 kW	130	14
5 Gran Turismo (F07) 535 d	N57 D30 B	07.12 - 02.17	2993	D	230 kW	130	14
5 Gran Turismo (F07) 535 i xDrive	N55 B30 A	09.10 - 02.17	2979	B	225 kW	130	13
5 Gran Turismo (F07) 535 i xDrive	N55 B30 A	09.10 - 02.17	2979	B	224 kW	130	13
5 Gran Turismo (F07) 535 i	N55 B30 A	01.09 - 02.17	2979	B	225 kW	130	13
5 Touring (E34) 518 g	M43 B18 (184E2)	02.96 - 07.96	1796	B/G	85 kW	131	17
5 Touring (E34) 518 i	M40 B18 (184E1)	04.93 - 04.94	1796	B	83 kW	131	17
5 Touring (E34) 518 i	M43 B18 (184E2)	04.93 - 04.94	1796	B	83 kW	131	17
5 Touring (E34) 518 i	M43 B18 (184E2)	05.94 - 07.96	1796	B	85 kW	131	17
5 Touring (E34) 520 i	M50 B20 (206S1)	07.91 - 07.96	1990	B	110 kW	128	3
5 Touring (E34) 520 i	M50 B20 (206S2)	07.91 - 07.96	1990	B	110 kW	128	3
5 Touring (E34) 525 i	M50 B25 (256S1)	07.91 - 07.96	2494	B	141 kW	131	16
5 Touring (E34) 525 i	M50 B25 (256S2)	07.91 - 07.96	2494	B	141 kW	131	16
5 Touring (E34) 525 ix	M50 B25 (256S1)	01.92 - 03.96	2494	B	141 kW	131	16
5 Touring (E34) 525 ix	M50 B25 (256S2)	01.92 - 03.96	2494	B	141 kW	131	16
5 Touring (E34) 525 td	M51 D25 (256T1)	03.93 - 07.96	2497	D	85 kW	128	5
5 Touring (E34) 525 tds	M51 D25 (256T1)	12.91 - 07.96	2497	D	105 kW	128	5
5 Touring (E39) 520 d	M47 D20 (204D1)	02.00 - 09.03	1951	D	100 kW	131	18
5 Touring (E39) 520 i	M52 B20 (206S3)	03.97 - 08.01	1990	B	110 kW	128	3
5 Touring (E39) 520 i	M52 B20 (206S3)	03.97 - 08.01	1990	B	100 kW	128	3
5 Touring (E39) 520 i	M52 B20 (206S4)	03.97 - 08.01	1990	B	110 kW	128	3
5 Touring (E39) 520 i	M52 B20 (206S4)	03.97 - 08.01	1990	B	100 kW	128	3
5 Touring (E39) 520 i	M54 B22 (226S1)	09.00 - 12.03	2171	B	125 kW	128	3
5 Touring (E39) 520 i	M54 B22 (226S1)	09.00 - 12.03	2171	B	120 kW	128	3
5 Touring (E39) 523 i	M52 B25 (256S3)	03.97 - 08.00	2494	B	125 kW	131	16
5 Touring (E39) 523 i	M52 B25 (256S4)	03.97 - 08.00	2494	B	125 kW	131	16
5 Touring (E39) 523 i	M52 B25 (256S4)	09.98 - 08.00	2494	B	120 kW	131	16
5 Touring (E39) 525 d	M57 D25 (256D1)	02.00 - 05.04	2497	D	120 kW	128	5
5 Touring (E39) 525 i	M54 B25 (256S5)	09.00 - 05.04	2494	B	141 kW	131	16
5 Touring (E39) 525 i	M54 B25 (256S5)	09.00 - 12.03	2494	B	137 kW	131	16
5 Touring (E39) 525 tds	M51 D25 (256T1)	03.97 - 05.04	2497	D	105 kW	128	5
5 Touring (E39) 528 i	M52 B28 (286S1)	11.96 - 08.00	2793	B	142 kW	131	16
5 Touring (E39) 528 i	M52 B28 (286S2)	11.96 - 08.00	2793	B	142 kW	131	16
5 Touring (E39) 530 d	M57 D30 (306D1)	08.98 - 09.00	2926	D	135 kW	131	20
5 Touring (E39) 530 d	M57 D30 (306D1)	09.00 - 05.04	2926	D	142 kW	131	20
5 Touring (E39) 530 i	M54 B30 (306S3)	09.00 - 06.04	2979	B	170 kW	131	19
5 Touring (E61) 520 d	M47 D20 (204D4)	04.05 - 05.10	1995	D	120 kW	130	12
5 Touring (E61) 520 d	M47 D20 (204D4)	09.05 - 02.07	1995	D	110 kW	130	12
5 Touring (E61) 520 d	N47 D20 A	04.05 - 05.10	1995	D	120 kW	132	26
5 Touring (E61) 520 d	N47 D20 A	04.05 - 05.10	1995	D	120 kW	132	26
5 Touring (E61) 520 d	N47 D20 A	09.05 - 02.07	1995	D	110 kW	132	26
5 Touring (E61) 520 d	N47 D20 A	09.07 - 05.10	1995	D	130 kW	132	26
5 Touring (E61) 520 d	N47 D20 C	04.05 - 05.10	1995	D	120 kW	132	26
5 Touring (E61) 520 d	N47 D20 C	09.05 - 02.07	1995	D	110 kW	132	26
5 Touring (E61) 520 d	N47 D20 C	09.07 - 05.10	1995	D	130 kW	132	26
5 Touring (E61) 520 i	N43 B20 A	09.07 - 12.10	1995	B	125 kW	132	25
5 Touring (E61) 520 i	N43 B20 A	07.07 - 08.10	1995	B	120 kW	132	25
5 Touring (E61) 523 i	N52 B25 A	10.04 - 02.07	2497	B	130 kW	129	11
5 Touring (E61) 523 i	N52 B25 A	03.07 - 01.10	2497	B	140 kW	129	11
5 Touring (E61) 523 i	N52 B25 BE	10.04 - 02.07	2497	B	130 kW	129	11
5 Touring (E61) 523 i	N52 B25 B	10.04 - 02.07	2497	B	130 kW	129	10
5 Touring (E61) 523 i	N53 B25 A	03.07 - 01.10	2497	B	140 kW	129	11
5 Touring (E61) 523 i	N53 B25 A	01.07 - 12.10	2497	B	140 kW	129	11
5 Touring (E61) 525 d xDrive	M57 D30 (306D3)	09.08 - 05.10	2993	D	145 kW	131	21
5 Touring (E61) 525 d	M57 D25 (256D2)	03.04 - 03.07	2497	D	130 kW	128	5
5 Touring (E61) 525 d	M57 D25 (256D2)	03.04 - 03.07	2497	D	120 kW	128	5
5 Touring (E61) 525 d	M57 D30 (306D3)	03.07 - 05.10	2993	D	145 kW	131	21








			ccm		kW		1	POS
5 Touring (E61) 525 i xDrive	N53 B30 A	09.08 - 12.10	2996	B	160 kW	133	31	
5 Touring (E61) 525 i	M54 B25 (256S5)	06.04 - 12.10	2494	B	141 kW	131	16	
5 Touring (E61) 525 i	N52 B25 A	03.05 - 05.10	2497	B	160 kW	129	11	
5 Touring (E61) 525 i	N52 B25 A	03.05 - 05.10	2497	B	155 kW	129	11	
5 Touring (E61) 525 i	N52 B25 BF	03.05 - 05.10	2497	B	160 kW	129	11	
5 Touring (E61) 525 i	N52 B25 B	03.05 - 05.10	2497	B	160 kW	129	10	
5 Touring (E61) 525 i	N53 B30 A	01.07 - 12.10	2996	B	160 kW	133	31	
5 Touring (E61) 525 i	N53 B30 A	01.07 - 12.10	2996	B	155 kW	133	31	
5 Touring (E61) 525 xd	M57 D30 (306D3)	09.07 - 09.08	2993	D	145 kW	131	21	
5 Touring (E61) 525 xi	N52 B25 A	07.05 - 12.10	2497	B	160 kW	129	11	
5 Touring (E61) 525 xi	N52 B30 A	09.05 - 12.10	2996	B	160 kW	133	31	
5 Touring (E61) 525 xi	N53 B30 A	09.05 - 12.10	2996	B	160 kW	133	31	
5 Touring (E61) 530 d xDrive	M57 D30 (306D3)	09.07 - 05.10	2993	D	173 kW	131	21	
5 Touring (E61) 530 d	M57 D30 (306D2)	03.04 - 09.05	2993	D	160 kW	131	20	
5 Touring (E61) 530 d	M57 D30 (306D2)	03.04 - 05.10	2993	D	155 kW	131	20	
5 Touring (E61) 530 d	M57 D30 (306D3)	02.05 - 02.07	2993	D	170 kW	131	21	
5 Touring (E61) 530 d	M57 D30 (306D3)	02.07 - 05.10	2993	D	173 kW	131	21	
5 Touring (E61) 530 d	M57 D30 (306D3)	03.04 - 05.10	2993	D	155 kW	131	21	
5 Touring (E61) 530 i xDrive	N52 B30 A	09.08 - 05.10	2996	B	200 kW	133	31	
5 Touring (E61) 530 i xDrive	N53 B30 A	09.08 - 05.10	2996	B	200 kW	133	31	
5 Touring (E61) 530 i	N52 B30 A	09.04 - 02.07	2996	B	190 kW	133	31	
5 Touring (E61) 530 i	N52 B30 A	01.07 - 12.10	2996	B	200 kW	133	31	
5 Touring (E61) 530 i	N52 B30 A	09.06 - 03.10	2996	B	200 kW	133	31	
5 Touring (E61) 530 i	N52 B30 BF	09.04 - 02.07	2996	B	190 kW	133	31	
5 Touring (E61) 530 i	N52 B30 B	09.04 - 02.07	2996	B	190 kW	133	31	
5 Touring (E61) 530 i	N53 B30 A	01.07 - 12.10	2996	B	200 kW	133	31	
5 Touring (E61) 530 xd	M57 D30 (306D3)	02.05 - 02.07	2993	D	170 kW	131	21	
5 Touring (E61) 530 xd	M57 D30 (306D3)	03.07 - 08.07	2993	D	173 kW	131	21	
5 Touring (E61) 530 xi	N52 B30 A	04.05 - 02.07	2996	B	190 kW	133	31	
5 Touring (E61) 530 xi	N52 B30 A	03.07 - 05.10	2996	B	200 kW	133	31	
5 Touring (E61) 530 xi	N53 B30 A	03.07 - 05.10	2996	B	200 kW	133	31	
5 Touring (E61) 530 xi	N53 B30 A	09.06 - 09.08	2996	B	200 kW	133	31	
5 Touring (E61) 535 d	M57 D30 (306D4)	09.04 - 12.10	2993	D	200 kW	131	21	
5 Touring (E61) 535 d	M57 D30 (306D5)	01.07 - 12.10	2993	D	210 kW	131	21	
5 Touring (E61) 535 xi	N54 B30 A	03.07 - 05.10	2979	B	224 kW	130	13	
5 Touring (F11) 518 d	N47 D20 C	07.13 - 06.14	1995	D	105 kW	132	26	
5 Touring (F11) 518 d	N47 D20 C	07.13 - 02.17	1995	D	100 kW	132	26	
5 Touring (F11) 520 d xDrive	N47 D20 C	07.13 - 06.14	1995	D	135 kW	132	26	
5 Touring (F11) 520 d xDrive	N47 D20 C	07.14 - 02.17	1995	D	120 kW	132	26	
5 Touring (F11) 520 d xDrive	N47 D20 C	07.13 - 06.14	1995	D	147 kW	132	26	
5 Touring (F11) 520 d xDrive	N47 D20 C	07.13 - 06.14	1995	D	100 kW	132	26	
5 Touring (F11) 520 d	N47 D20 C	06.10 - 06.14	1995	D	135 kW	132	26	
5 Touring (F11) 520 d	N47 D20 C	06.10 - 02.17	1995	D	120 kW	132	26	
5 Touring (F11) 520 d	N47 D20 C	06.10 - 06.14	1995	D	147 kW	132	26	
5 Touring (F11) 520 d	N47 D20 C	06.10 - 06.14	1995	D	100 kW	132	26	
5 Touring (F11) 520 i	N20 B20 A	10.10 - 02.17	1997	B	135 kW	132	22	
5 Touring (F11) 520 i	N20 B20 A	09.11 - 02.17	1997	B	120 kW	132	22	
5 Touring (F11) 520 i	N20 B20 B	10.10 - 02.17	1997	B	135 kW	132	22	
5 Touring (F11) 520 i	N20 B20 B	09.11 - 02.17	1997	B	120 kW	132	22	
5 Touring (F11) 523 i	N52 B25 AF	11.09 - 08.11	2497	B	150 kW	129	10	
5 Touring (F11) 523 i	N52 B25 A	11.09 - 08.11	2497	B	150 kW	129	11	
5 Touring (F11) 523 i	N52 B25 B	11.09 - 08.11	2497	B	150 kW	129	10	
5 Touring (F11) 523 i	N53 B30 A	11.09 - 08.11	2996	B	150 kW	133	31	
5 Touring (F11) 525 d xDrive	N47 D20 D	07.13 - 02.17	1995	D	160 kW	132	26	
5 Touring (F11) 525 d xDrive	N47 D20 D	07.13 - 02.17	1995	D	155 kW	132	26	
5 Touring (F11) 525 d	N47 D20 D	09.11 - 02.17	1995	D	160 kW	132	26	
5 Touring (F11) 525 d	N47 D20 D	09.11 - 02.17	1995	D	155 kW	132	26	
5 Touring (F11) 525 d	N57 D30 A	09.10 - 08.11	2993	D	150 kW	130	14	
5 Touring (F11) 528 i xDrive	N20 B20 A	09.11 - 02.17	1997	B	180 kW	132	22	
5 Touring (F11) 528 i	N20 B20 A	09.11 - 02.17	1997	B	180 kW	132	22	
5 Touring (F11) 528 i	N53 B30 A	11.09 - 08.11	2996	B	190 kW	133	31	
5 Touring (F11) 530 d xDrive	N57 D30 A	03.11 - 02.17	2993	D	190 kW	130	14	








							
5 Touring (F11) 530 d xDrive	N57 D30 A	03.11 - 02.17	2993	D	210 kW	130	14
5 Touring (F11) 530 d	N57 D30 A	09.11 - 02.17	2993	D	190 kW	130	14
5 Touring (F11) 530 d	N57 D30 A	06.10 - 08.11	2993	D	180 kW	130	14
5 Touring (F11) 530 d	N57 D30 A	09.11 - 02.17	2993	D	210 kW	130	14
5 Touring (F11) 530 i	N52 B30 AF	03.10 - 05.13	2996	B	190 kW	133	30
5 Touring (F11) 530 i	N52 B30 A	03.10 - 05.13	2996	B	190 kW	133	31
5 Touring (F11) 530 i	N53 B30 A	07.11 - 06.13	2996	B	200 kW	133	31
5 Touring (F11) 535 d xDrive	N57 D30 B	09.11 - 02.17	2993	D	230 kW	130	14
5 Touring (F11) 535 d	N57 D30 B	09.11 - 02.17	2993	D	230 kW	130	14
5 Touring (F11) 535 d	N57 D30 B	09.10 - 08.11	2993	D	220 kW	130	14
5 Touring (F11) 535 i xDrive	N55 B30 A	09.11 - 02.17	2979	B	225 kW	130	13
5 Touring (F11) 535 i xDrive	N55 B30 A	07.13 - 02.17	2979	B	240 kW	130	13
5 Touring (F11) 535 i	N55 B30 A	06.10 - 02.17	2979	B	225 kW	130	13
5 Touring (F11) 535 i	N55 B30 A	07.13 - 02.17	2979	B	240 kW	130	13
5 Touring (F11) M 550 d xDrive	N57 D30 C	03.12 - 02.17	2993	D	280 kW	130	14
6 (E63) 630 i	N52 B30 A	09.04 - 08.07	2996	B	190 kW	133	31
6 (E63) 630 i	N52 B30 A	09.07 - 08.10	2996	B	200 kW	133	31
6 (E63) 630 i	N52 B30 A	09.07 - 08.10	2996	B	200 kW	133	31
6 (E63) 630 i	N52 B30 BF	09.04 - 08.07	2996	B	190 kW	133	31
6 (E63) 630 i	N52 B30 BF	09.07 - 08.10	2996	B	200 kW	133	31
6 (E63) 630 i	N52 B30 BF	09.07 - 08.10	2996	B	200 kW	133	31
6 (E63) 630 i	N52 B30 B	09.07 - 08.10	2996	B	200 kW	133	31
6 (E63) 630 i	N52 B30 B	09.07 - 08.10	2996	B	200 kW	133	31
6 (E63) 630 i	N53 B30 A	09.07 - 08.10	2996	B	200 kW	133	31
6 (E63) 635 d	M57 D30 (306D5)	07.07 - 07.10	2993	D	210 kW	131	21
6 Cabriolet (E64) 630 i	N52 B30 A	09.04 - 08.07	2996	B	190 kW	133	31
6 Cabriolet (E64) 630 i	N52 B30 A	09.07 - 08.10	2996	B	200 kW	133	31
6 Cabriolet (E64) 630 i	N52 B30 A	09.07 - 08.10	2996	B	200 kW	133	31
6 Cabriolet (E64) 630 i	N52 B30 BF	09.04 - 08.07	2996	B	190 kW	133	31
6 Cabriolet (E64) 630 i	N52 B30 BF	09.07 - 08.10	2996	B	200 kW	133	31
6 Cabriolet (E64) 630 i	N52 B30 BF	09.07 - 08.10	2996	B	200 kW	133	31
6 Cabriolet (E64) 630 i	N52 B30 B	09.04 - 08.07	2996	B	190 kW	133	31
6 Cabriolet (E64) 630 i	N52 B30 B	09.07 - 08.10	2996	B	200 kW	133	31
6 Cabriolet (E64) 630 i	N52 B30 B	09.07 - 08.10	2996	B	200 kW	133	31
6 Cabriolet (E64) 630 i	N53 B30 A	09.07 - 08.10	2996	B	200 kW	133	31
6 Cabriolet (E64) 635 d	M57 D30 (306D5)	07.07 - 07.10	2993	D	210 kW	131	21
6 Cabriolet (F12) 640 d xDrive	N57 D30 B	03.12 - 06.18	2993	D	230 kW	130	14
6 Cabriolet (F12) 640 d	N57 D30 B	09.11 - 06.18	2993	D	230 kW	130	14
6 Cabriolet (F12) 640 i xDrive	N55 B30 A	03.13 - 06.18	2979	B	235 kW	130	13
6 Cabriolet (F12) 640 i	N55 B30 A	09.11 - 06.18	2979	B	235 kW	130	13
6 Coupe (F13) 640 d xDrive	N57 D30 B	03.12 - 10.17	2993	D	230 kW	130	14
6 Coupe (F13) 640 d	N57 D30 B	09.11 - 10.17	2993	D	230 kW	130	14
6 Coupe (F13) 640 i xDrive	N55 B30 A	03.13 - 10.17	2979	B	235 kW	130	13
6 Coupe (F13) 640 i	N55 B30 A	07.11 - 10.17	2979	B	235 kW	130	13
6 Gran Coupe (F06) 640 d xDrive	N57 D30 B	03.13 - 10.18	2993	D	230 kW	130	14
6 Gran Coupe (F06) 640 d	N57 D30 B	03.12 - 10.18	2993	D	230 kW	130	14
6 Gran Coupe (F06) 640 i xDrive	N55 B30 A	03.13 - 10.18	2979	B	235 kW	130	13
6 Gran Coupe (F06) 640 i	N55 B30 A	03.12 - 10.18	2979	B	235 kW	130	13
7 (E38) 725 tds	M51 D25 (256T1)	04.96 - 11.01	2497	D	105 kW	128	5
7 (E38) 728 i, iL	M52 B28 (286S1)	08.95 - 11.01	2793	B	142 kW	131	16
7 (E38) 728 i, iL	M52 B28 (286S2)	08.95 - 11.01	2793	B	142 kW	131	16
7 (E38) 728i X	M52 B28 (286S1)	11.95 - 09.01	2793	B	142 kW	131	16
7 (E38) 730 d	M57 D30 (306D1)	08.98 - 04.00	2926	D	135 kW	131	20
7 (E38) 730 d	M57 D30 (306D1)	04.00 - 11.01	2926	D	142 kW	131	20
7 (E65, E66, E67) 730 Ld	M57 D30 (306D3)	07.05 - 08.08	2993	D	170 kW	131	21
7 (E65, E66, E67) 730 d	M57 D30 (306D2)	09.03 - 08.08	2993	D	155 kW	131	20
7 (E65, E66, E67) 730 d	M57 D30 (306D2)	06.02 - 02.05	2993	D	160 kW	131	20
7 (E65, E66, E67) 730 d	M57 D30 (306D2)	09.02 - 08.03	2993	D	150 kW	131	20
7 (E65, E66, E67) 730 d	M57 D30 (306D3)	09.03 - 08.08	2993	D	155 kW	131	21
7 (E65, E66, E67) 730 i, Li	M54 B30 (306S3)	03.03 - 07.08	2979	B	170 kW	131	19
7 (E65, E66, E67) 730 i, Li	N52 B30 A	03.05 - 08.08	2996	B	190 kW	133	31
7 (E65, E66, E67) 730 i, Li	N52 B30 A	03.05 - 07.08	2996	B	184 kW	133	31








			ccm		kw		1	POS
7 (E65, E66, E67) 730 i, Li	N52 B30 BF	03.05 - 08.08	2996	B	190 kW	133	31	
7 (F01, F02, F03, F04) 730 d xDrive	N57 D30 A	11.11 - 05.15	2993	D	190 kW	130	14	
7 (F01, F02, F03, F04) 730 d xDrive	N57 D30 A	11.11 - 05.15	2993	D	155 kW	130	14	
7 (F01, F02, F03, F04) 730 d	N57 D30 A	09.08 - 06.12	2993	D	180 kW	130	14	
7 (F01, F02, F03, F04) 730 d	N57 D30 A	02.08 - 05.15	2993	D	155 kW	130	14	
7 (F01, F02, F03, F04) 730 d	N57 D30 A	07.12 - 05.15	2993	D	190 kW	130	14	
7 (F01, F02, F03, F04) 730 i, Li	N52 B30 AF	09.09 - 06.15	2996	B	190 kW	133	30	
7 (F01, F02, F03, F04) 730 i, Li	N52 B30 A	09.09 - 06.15	2996	B	190 kW	133	31	
7 (F01, F02, F03, F04) 730 i, Li	N52 B30 BF	09.09 - 06.15	2996	B	190 kW	133	31	
7 (F01, F02, F03, F04) 740 d xDrive	N57 D30 B	09.10 - 12.12	2993	D	225 kW	130	14	
7 (F01, F02, F03, F04) 740 d xDrive	N57 D30 B	07.12 - 06.15	2993	D	230 kW	130	14	
7 (F01, F02, F03, F04) 740 d	N57 D30 B	09.09 - 06.12	2993	D	225 kW	130	14	
7 (F01, F02, F03, F04) 740 d	N57 D30 B	07.12 - 06.15	2993	D	230 kW	130	14	
7 (F01, F02, F03, F04) 740 i, Li xDrive	N55 B30 A	07.12 - 12.15	2979	B	235 kW	130	13	
7 (F01, F02, F03, F04) 740 i, Li	N54 B30 A	09.08 - 06.12	2979	B	240 kW	130	13	
7 (F01, F02, F03, F04) 740 i, Li	N54 B30 A	09.10 - 12.15	2979	B	224 kW	130	13	
7 (F01, F02, F03, F04) 740 i, Li	N55 B30 A	09.10 - 12.15	2979	B	235 kW	130	13	
7 (F01, F02, F03, F04) 750 d xDrive	N57 D30 C	07.12 - 12.15	2993	D	280 kW	130	14	
7 (F01, F02, F03, F04) ActiveHybrid 7	N55 B30 A	08.12 - 06.15	2979	B/E	260 kW	130	13	
X1 (E84) sDrive 16 d	N47 D20 C	04.12 - 06.15	1995	D	85 kW	132	26	
X1 (E84) sDrive 18 d	N47 D20 C	12.09 - 06.15	1995	D	105 kW	132	26	
X1 (E84) sDrive 18 d	N47 D20 C	03.09 - 06.15	1995	D	100 kW	132	26	
X1 (E84) sDrive 18 i	N46 B20 BD	03.10 - 06.15	1995	B	100 kW	132	24	
X1 (E84) sDrive 18 i	N46 B20 BD	03.10 - 06.15	1995	B	110 kW	132	24	
X1 (E84) sDrive 18 i	N46 B20 B	03.10 - 06.15	1995	B	100 kW	132	24	
X1 (E84) sDrive 18 i	N46 B20 B	03.10 - 06.15	1995	B	110 kW	132	24	
X1 (E84) sDrive 18 i	N46 B20 CC	03.10 - 06.15	1995	B	110 kW	132	24	
X1 (E84) sDrive 18 i	N46 B20 CD	03.10 - 06.15	1995	B	110 kW	132	24	
X1 (E84) sDrive 18 i	N46 B20 C	03.10 - 06.15	1995	B	110 kW	132	24	
X1 (E84) sDrive 18 i	N46 B20 E	03.10 - 06.15	1995	B	110 kW	132	24	
X1 (E84) sDrive 20 d	N47 D20 C	10.09 - 06.15	1995	D	130 kW	132	26	
X1 (E84) sDrive 20 d	N47 D20 C	03.10 - 06.15	1995	D	120 kW	132	26	
X1 (E84) sDrive 20 d	N47 D20 C	07.12 - 06.15	1995	D	135 kW	132	26	
X1 (E84) sDrive 20 i Flex	N20 B20 A	08.14 - 06.15	1997	B/E	135 kW	132	22	
X1 (E84) sDrive 20 i	N20 B20 A	09.11 - 06.15	1997	B	135 kW	132	22	
X1 (E84) sDrive 28 i	N20 B20 A	09.12 - 06.15	1997	B	180 kW	132	22	
X1 (E84) xDrive 18 d	N47 D20 C	10.09 - 06.15	1995	D	105 kW	132	26	
X1 (E84) xDrive 18 d	N47 D20 C	03.09 - 06.15	1995	D	100 kW	132	26	
X1 (E84) xDrive 20 d	N47 D20 C	09.09 - 06.12	1995	D	130 kW	132	26	
X1 (E84) xDrive 20 d	N47 D20 C	03.10 - 06.15	1995	D	120 kW	132	26	
X1 (E84) xDrive 20 d	N47 D20 C	07.12 - 06.15	1995	D	135 kW	132	26	
X1 (E84) xDrive 20 i	N20 B20 A	09.11 - 06.15	1997	B	135 kW	132	22	
X1 (E84) xDrive 23 d	N47 D20 C	10.09 - 06.15	1995	D	150 kW	132	26	
X1 (E84) xDrive 23 d	N47 D20 D	10.09 - 06.15	1995	D	150 kW	132	26	
X1 (E84) xDrive 25 d	N47 D20 D	10.09 - 06.15	1995	D	160 kW	132	26	
X1 (E84) xDrive 25 i	N52 B30 A	03.10 - 08.11	2996	B	160 kW	133	31	
X1 (E84) xDrive 28 i Flex	N20 B20 A	04.11 - 06.15	1997	B/E	180 kW	132	22	
X1 (E84) xDrive 28 i	N20 B20 A	03.11 - 06.15	1997	B	180 kW	132	22	
X1 (E84) xDrive 28 i	N52 B30 A	09.09 - 08.11	2996	B	190 kW	133	31	
X1 (E84) xDrive 28 i	N52 B30 A	03.10 - 06.11	2996	B	194 kW	133	31	
X1 (E84) xDrive 35 i	N55 B30 A	03.11 - 06.15	2979	B	225 kW	130	13	
X3 (E83) 2.0 d	M47 D20 (204D4)	09.04 - 08.07	1995	D	110 kW	130	12	
X3 (E83) 2.0 i	N46 B20 B	07.05 - 03.11	1995	B	110 kW	132	24	
X3 (E83) 2.0 sd	N47 D20 A	09.07 - 03.11	1995	D	130 kW	132	26	
X3 (E83) 2.0 sd	N47 D20 C	09.07 - 03.11	1995	D	130 kW	132	26	
X3 (E83) 2.5 i	M54 B25 (256S5)	03.04 - 12.11	2494	B	141 kW	131	16	
X3 (E83) 2.5 i	M54 B25 (256S5)	01.04 - 12.06	2494	B	137 kW	131	16	
X3 (E83) 2.5 si xDrive	N52 B25 AF	08.06 - 08.08	2497	B	155 kW	129	10	
X3 (E83) 2.5 si xDrive	N52 B25 A	08.06 - 08.08	2497	B	155 kW	129	11	
X3 (E83) 2.5 si xDrive	N52 B25 BF	08.06 - 08.08	2497	B	155 kW	129	11	
X3 (E83) 2.5 si	N52 B25 AF	08.06 - 08.08	2497	B	160 kW	129	10	
X3 (E83) 2.5 si	N52 B25 A	08.06 - 08.08	2497	B	160 kW	129	11	











							
X3 (E83) 2.5 si	N52 B25 BF	08.06 - 08.08	2497	B	160 kW	129	11
X3 (E83) 3.0 d	M57 D30 (306D2)	01.04 - 08.05	2993	D	150 kW	131	20
X3 (E83) 3.0 d	M57 D30 (306D3)	09.05 - 03.11	2993	D	160 kW	131	21
X3 (E83) 3.0 d	M57 D30 (306D3)	09.05 - 08.08	2993	D	155 kW	131	21
X3 (E83) 3.0 i xDrive	M54 B30 (306S3)	09.03 - 07.06	2979	B	170 kW	131	19
X3 (E83) 3.0 i	M54 B30 (306S3)	01.04 - 12.06	2979	B	168 kW	131	19
X3 (E83) 3.0 sd	M57 D30 (306D5)	09.06 - 08.08	2993	D	210 kW	131	21
X3 (E83) 3.0 si	N52 B30 A	08.06 - 08.08	2996	B	200 kW	133	31
X3 (E83) 3.0 si	N52 B30 A	09.06 - 08.08	2996	B	194 kW	133	31
X3 (E83) 3.0 si	N52 B30 BF	08.06 - 08.08	2996	B	200 kW	133	31
X3 (E83) xDrive 18 d	N47 D20 C	09.08 - 12.11	1995	D	105 kW	132	26
X3 (E83) xDrive 18 d	N47 D20 C	04.09 - 12.11	1995	D	100 kW	132	26
X3 (E83) xDrive 20 d	N47 D20 A	09.08 - 08.10	1995	D	120 kW	132	26
X3 (E83) xDrive 20 d	N47 D20 A	09.08 - 08.11	1995	D	130 kW	132	26
X3 (E83) xDrive 20 d	N47 D20 C	09.08 - 08.10	1995	D	120 kW	132	26
X3 (E83) xDrive 20 d	N47 D20 C	09.08 - 08.11	1995	D	130 kW	132	26
X3 (E83) xDrive 20 i	N46 B20 B	09.08 - 08.11	1995	B	110 kW	132	24
X3 (E83) xDrive 25 i	N52 B25 AF	09.08 - 08.10	2497	B	160 kW	129	10
X3 (E83) xDrive 25 i	N52 B25 AF	09.08 - 08.10	2497	B	155 kW	129	10
X3 (E83) xDrive 25 i	N52 B25 A	09.08 - 08.10	2497	B	160 kW	129	11
X3 (E83) xDrive 25 i	N52 B25 A	09.08 - 08.10	2497	B	155 kW	129	11
X3 (E83) xDrive 25 i	N52 B25 BF	09.08 - 08.10	2497	B	160 kW	129	11
X3 (E83) xDrive 25 i	N52 B25 BF	09.08 - 08.10	2497	B	155 kW	129	11
X3 (E83) xDrive 30 d	M57 D30 (306D3)	09.08 - 08.10	2993	D	155 kW	131	21
X3 (E83) xDrive 30 d	M57 D30 (306D3)	09.08 - 08.10	2993	D	160 kW	131	21
X3 (E83) xDrive 30 i	N52 B30 A	08.06 - 08.10	2996	B	160 kW	133	31
X3 (E83) xDrive 30 i	N52 B30 A	09.06 - 08.10	2996	B	200 kW	133	31
X3 (E83) xDrive 30 i	N52 B30 A	09.08 - 08.10	2996	B	194 kW	133	31
X3 (E83) xDrive 30 i	N52 B30 BF	09.06 - 08.10	2996	B	200 kW	133	31
X3 (E83) xDrive 35 d	M57 D30 (306D5)	09.08 - 08.11	2993	D	210 kW	131	21
X3 (F25) sDrive 18 d	N47 D20 C	10.12 - 03.14	1995	D	100 kW	132	26
X3 (F25) sDrive 18 d	N47 D20 C	10.12 - 03.14	1995	D	105 kW	132	26
X3 (F25) sDrive 20 i	N20 B20 A	04.14 - 08.17	1997	B	135 kW	132	22
X3 (F25) sDrive 28 i	N20 B20 A	04.14 - 08.17	1997	B	180 kW	132	22
X3 (F25) xDrive 20 d	N47 D20 C	09.10 - 04.14	1995	D	135 kW	132	26
X3 (F25) xDrive 20 d	N47 D20 C	09.10 - 08.17	1995	D	120 kW	132	26
X3 (F25) xDrive 20 i	N20 B20 A	10.11 - 08.17	1997	B	135 kW	132	22
X3 (F25) xDrive 28 d	N47 D20 C	04.14 - 12.16	1995	D	134 kW	132	26
X3 (F25) xDrive 28 i	N20 B20 A	04.12 - 08.17	1997	B	180 kW	132	22
X3 (F25) xDrive 28 i	N52 B30 AF	01.11 - 10.12	2996	B	190 kW	133	30
X3 (F25) xDrive 28 i	N52 B30 A	01.11 - 10.12	2996	B	190 kW	133	31
X3 (F25) xDrive 28 i	N52 B30 BF	01.11 - 10.12	2996	B	190 kW	133	31
X3 (F25) xDrive 30 d	N57 D30 A	04.11 - 08.17	2993	D	190 kW	130	14
X3 (F25) xDrive 30 d	N57 D30 A	04.11 - 08.17	2993	D	155 kW	130	14
X3 (F25) xDrive 30 d	N57 D30 A	04.11 - 05.16	2993	D	210 kW	130	14
X3 (F25) xDrive 30 d	N57 D30 A	06.11 - 08.17	2993	D	183 kW	130	14
X3 (F25) xDrive 30 d	N57 D30 A	06.16 - 08.17	2993	D	204 kW	130	14
X3 (F25) xDrive 35 d	N57 D30 B	10.11 - 08.17	2993	D	230 kW	130	14
X3 (F25) xDrive 35 i	N55 B30 A	09.10 - 08.17	2979	B	225 kW	130	13
X4 (F26) M 40 i	N55 B30 A	12.15 - 03.18	2979	B	265 kW	130	13
X4 (F26) xDrive 20 i	N20 B20 A	04.14 - 03.18	1997	B	135 kW	132	22
X4 (F26) xDrive 28 i	N20 B20 A	04.14 - 03.18	1997	B	180 kW	132	22
X4 (F26) xDrive 28 i	N20 B20 A	04.14 - 03.18	1997	B	179 kW	132	22
X4 (F26) xDrive 30 d	N57 D30 A	04.14 - 03.18	2993	D	190 kW	130	14
X4 (F26) xDrive 30 d	N57 D30 A	04.14 - 03.18	2993	D	155 kW	130	14
X4 (F26) xDrive 30 d	N57 D30 A	04.14 - 03.18	2993	D	210 kW	130	14
X4 (F26) xDrive 30 d	N57 D30 A	04.15 - 03.18	2993	D	183 kW	130	14
X4 (F26) xDrive 30 d	N57 D30 A	04.14 - 03.18	2993	D	204 kW	130	14
X4 (F26) xDrive 35 d	N57 D30 B	04.14 - 03.18	2993	D	230 kW	130	14
X4 (F26) xDrive 35 i	N55 B30 A	04.14 - 03.18	2979	B	225 kW	130	13
X4 (F26) xDrive 35 i	N55 B30 A	01.15 - 03.18	2979	B	224 kW	130	13
X5 (E53) 3.0 d	M57 D30 (306D1)	04.01 - 09.03	2926	D	135 kW	131	20

			ccm		kw		1	POS
X5 (E53) 3.0 d	M57 D30 (306D2)	10.03 - 09.06	2993	D	160 kW	131	20	
X5 (E53) 3.0 d	M57 D30 (306D2)	10.03 - 09.06	2993	D	155 kW	131	20	
X5 (E53) 3.0 i	M54 B30 (306S3)	04.00 - 10.06	2979	B	170 kW	131	19	
X5 (E53) 3.0 i	M54 B30 (306S3)	06.00 - 12.06	2979	B	168 kW	131	19	
X5 (E70) 3.0 3.0d	M57 D30 (306D3)	02.07 - 09.08	2993	D	155 kW	131	21	
X5 (E70) 3.0 d	M57 D30 (306D3)	12.06 - 09.08	2993	D	173 kW	131	21	
X5 (E70) 3.0 sd	M57 D30 (306D5)	10.07 - 09.08	2993	D	210 kW	131	21	
X5 (E70) 3.0 si	N52 B30 AF	10.06 - 09.08	2996	B	200 kW	133	30	
X5 (E70) 3.0 si	N52 B30 A	10.06 - 09.08	2996	B	200 kW	133	31	
X5 (E70) 3.0 si	N52 B30 BF	10.06 - 09.08	2996	B	200 kW	133	31	
X5 (E70) 3.0 si	N52 B30 B	10.06 - 09.08	2996	B	200 kW	133	31	
X5 (E70) M 50 d	N57 D30 C	08.11 - 06.13	2993	D	280 kW	130	14	
X5 (E70) xDrive 30 d	M57 D30 (306D3)	10.08 - 07.13	2993	D	173 kW	131	21	
X5 (E70) xDrive 30 d	M57 D30 (306D3)	10.08 - 07.13	2993	D	155 kW	131	21	
X5 (E70) xDrive 30 d	N57 D30 A	04.10 - 07.13	2993	D	180 kW	130	14	
X5 (E70) xDrive 30 d	N57 D30 A	10.08 - 07.13	2993	D	173 kW	130	14	
X5 (E70) xDrive 30 d	N57 D30 A	10.08 - 07.13	2993	D	155 kW	130	14	
X5 (E70) xDrive 30 i	N52 B30 A	11.06 - 03.10	2996	B	200 kW	133	31	
X5 (E70) xDrive 30 i	N52 B30 A	02.07 - 12.12	2996	B	172 kW	133	31	
X5 (E70) xDrive 30 i	N52 B30 A	09.08 - 12.10	2996	B	194 kW	133	31	
X5 (E70) xDrive 35 d	M57 D30 (306D5)	10.08 - 07.13	2993	D	210 kW	131	21	
X5 (E70) xDrive 35 i	N55 B30 A	04.10 - 07.13	2979	B	225 kW	130	13	
X5 (E70) xDrive 35 i	N55 B30 A	02.12 - 06.13	2979	B	235 kW	130	13	
X5 (E70) xDrive 40 d	N57 D30 B	09.10 - 06.13	2993	D	225 kW	130	14	
X5 (E70) xDrive 40 i	N55 B30 A	01.12 - 06.13	2979	B	225 kW	130	13	
X5 (F15, F85) M 50 d	N57 D30 C	12.13 - 07.18	2993	D	280 kW	130	14	
X5 (F15, F85) sDrive 25 d	N47 D20 D	12.13 - 07.15	1995	D	160 kW	132	26	
X5 (F15, F85) sDrive 25 d	N47 D20 D	12.13 - 07.18	1995	D	155 kW	132	26	
X5 (F15, F85) sDrive 35 i	N55 B30 A	08.13 - 07.18	2979	B	225 kW	130	13	
X5 (F15, F85) xDrive 25 d	N47 D20 D	12.13 - 07.15	1995	D	160 kW	132	26	
X5 (F15, F85) xDrive 25 d	N47 D20 D	12.13 - 07.15	1995	D	155 kW	132	26	
X5 (F15, F85) xDrive 25 d	N57 D30 A	04.14 - 07.18	2993	D	160 kW	130	14	
X5 (F15, F85) xDrive 28 i	N20 B20 A	06.15 - 07.18	1997	B	180 kW	132	22	
X5 (F15, F85) xDrive 30 d	N57 D30 A	08.13 - 07.18	2993	D	190 kW	130	14	
X5 (F15, F85) xDrive 30 d	N57 D30 A	08.13 - 07.18	2993	D	204 kW	130	14	
X5 (F15, F85) xDrive 30 d	N57 D30 A	12.13 - 07.18	2993	D	183 kW	130	14	
X5 (F15, F85) xDrive 30 d	N57 D30 A	08.13 - 07.18	2993	D	210 kW	130	14	
X5 (F15, F85) xDrive 35 i	N55 B30 A	08.13 - 07.18	2979	B	225 kW	130	13	
X5 (F15, F85) xDrive 35 i	N55 B30 A	12.13 - 07.18	2979	B	240 kW	130	13	
X5 (F15, F85) xDrive 40 d	N57 D30 B	12.13 - 07.18	2993	D	230 kW	130	14	
X5 (F15, F85) xDrive 40e	N20 B20 A	08.15 - 07.18	1997	B	230 kW	132	22	
X5 (F15, F85) xDrive 40e	N20 B20 A	08.15 - 07.18	1997	B/E	205 kW	132	22	
X6 (E71, E72) M 50 d	N57 D30 C	08.11 - 06.14	2993	D	280 kW	130	14	
X6 (E71, E72) xDrive 30 d	M57 D30 (306D3)	04.08 - 12.12	2993	D	173 kW	131	21	
X6 (E71, E72) xDrive 30 d	N57 D30 A	04.10 - 07.14	2993	D	180 kW	130	14	
X6 (E71, E72) xDrive 30 d	N57 D30 A	04.10 - 07.14	2993	D	155 kW	130	14	
X6 (E71, E72) xDrive 30 d	N57 D30 A	04.08 - 12.12	2993	D	173 kW	130	14	
X6 (E71, E72) xDrive 35 d	M57 D30 (306D5)	01.08 - 03.10	2993	D	210 kW	131	21	
X6 (E71, E72) xDrive 35 i	N54 B30 A	01.08 - 07.14	2979	B	225 kW	130	13	
X6 (E71, E72) xDrive 35 i	N54 B30 A	06.07 - 03.10	2979	B	240 kW	130	13	
X6 (E71, E72) xDrive 35 i	N54 B30 A	01.08 - 06.14	2979	B	224 kW	130	13	
X6 (E71, E72) xDrive 35 i	N55 B30 A	01.08 - 07.14	2979	B	225 kW	130	13	
X6 (E71, E72) xDrive 35 i	N55 B30 A	08.12 - 06.14	2979	B	235 kW	130	13	
X6 (E71, E72) xDrive 35 i	N55 B30 A	01.08 - 06.14	2979	B	224 kW	130	13	
X6 (E71, E72) xDrive 40 d	N57 D30 B	07.09 - 06.14	2993	D	225 kW	130	14	
X6 (F16, F86) M 50 d	N57 D30 C	08.14 - 07.19	2993	D	280 kW	130	14	
X6 (F16, F86) sDrive 35 i	N55 B30 A	08.14 - 07.19	2979	B	225 kW	130	13	
X6 (F16, F86) xDrive 28 i	N20 B20 A	06.15 - 07.19	1997	B	180 kW	132	22	
X6 (F16, F86) xDrive 30 d	N57 D30 A	08.14 - 07.19	2993	D	190 kW	130	14	
X6 (F16, F86) xDrive 30 d	N57 D30 A	08.14 - 07.19	2993	D	155 kW	130	14	
X6 (F16, F86) xDrive 30 d	N57 D30 A	08.14 - 07.19	2993	D	204 kW	130	14	
X6 (F16, F86) xDrive 30 d	N57 D30 A	12.14 - 07.19	2993	D	183 kW	130	14	



							
X6 (F16, F86) xDrive 30 d	N57 D30 A	09.16 - 07.19	2993	D	160 kW	130	14
X6 (F16, F86) xDrive 35 i	N55 B30 A	08.14 - 07.19	2979	B	225 kW	130	13
X6 (F16, F86) xDrive 35 i	N55 B30 A	08.14 - 07.19	2979	B	240 kW	130	13
X6 (F16, F86) xDrive 40 d	N57 D30 B	12.14 - 07.19	2993	D	230 kW	130	14
Z1 Roadster 2.5	M20 B25 (256K1)	06.88 - 06.91	2494	B	125 kW	131	16
Z3 Coupe (E36) 2.8 i	M52 B28 (286S1)	01.98 - 05.00	2793	B	142 kW	131	16
Z3 Coupe (E36) 2.8 i	M52 B28 (286S2)	01.98 - 05.00	2793	B	142 kW	131	16
Z3 Coupe (E36) 3.0 i	M54 B30 (306S3)	06.00 - 06.03	2979	B	170 kW	131	19
Z3 Coupe (E36) 3.0 i	M54 B30 (306S3)	01.01 - 12.02	2979	B	168 kW	131	19
Z3 Coupe (E36) M	S50 B32 (326S1)	04.97 - 06.01	3201	B	236 kW	133	32
Z3 Roadster (E36) 1.8 i	M43 B18 (184E2)	10.95 - 10.98	1796	B	85 kW	131	17
Z3 Roadster (E36) 1.9 i	M43 B19 (194E1)	07.98 - 01.03	1895	B	87 kW	133	28
Z3 Roadster (E36) 1.9 i	M43 B19 (194E1)	01.99 - 01.03	1895	B	85 kW	133	28
Z3 Roadster (E36) 1.9 i	M44 B19 (194S1)	11.95 - 03.99	1895	B	103 kW	133	28
Z3 Roadster (E36) 2.0 i	M52 B20 (206S4)	04.99 - 01.03	1990	B	110 kW	128	3
Z3 Roadster (E36) 2.2 i	M54 B22 (226S1)	10.00 - 06.02	2171	B	125 kW	128	3
Z3 Roadster (E36) 2.2 i	M54 B22 (226S1)	08.00 - 01.03	2171	B	120 kW	128	3
Z3 Roadster (E36) 2.5 i	M54 B25 (256S5)	10.00 - 08.02	2494	B	141 kW	131	16
Z3 Roadster (E36) 2.5	M52 B25 (256S4)	09.98 - 09.00	2494	B	125 kW	131	16
Z3 Roadster (E36) 2.8 i	M52 B28 (286S1)	11.96 - 06.01	2793	B	142 kW	131	16
Z3 Roadster (E36) 2.8 i	M52 B28 (286S1)	01.96 - 05.00	2793	B	143 kW	131	16
Z3 Roadster (E36) 2.8 i	M52 B28 (286S2)	11.96 - 06.01	2793	B	142 kW	131	16
Z3 Roadster (E36) 2.8 i	M52 B28 (286S2)	01.96 - 05.00	2793	B	143 kW	131	16
Z3 Roadster (E36) 3.0 i	M54 B30 (306S3)	05.00 - 01.03	2979	B	170 kW	131	19
Z3 Roadster (E36) 3.0 i	M54 B30 (306S3)	06.00 - 12.02	2979	B	168 kW	131	19
Z3 Roadster (E36) M 3.2	S50 B32 (326S1)	01.97 - 06.00	3201	B	236 kW	133	32
Z4 Coupe (E86) 2.5 i	M54 B25 (256S5)	11.06 - 04.08	2494	B	141 kW	131	16
Z4 Coupe (E86) 3.0 si	N52 B30 A	04.06 - 08.08	2996	B	195 kW	133	31
Z4 Coupe (E86) 3.0 si	N52 B30 A	03.06 - 01.09	2996	B	160 kW	133	31
Z4 Coupe (E86) 3.0 si	N52 B30 A	03.06 - 08.08	2996	B	190 kW	133	31
Z4 Coupe (E86) 3.0 si	N52 B30 BF	04.06 - 08.08	2996	B	195 kW	133	31
Z4 Roadster (E85) 2.0 i	N46 B20 A	03.05 - 02.09	1995	B	110 kW	132	24
Z4 Roadster (E85) 2.0 i	N46 B20 B	03.05 - 02.09	1995	B	110 kW	132	24
Z4 Roadster (E85) 2.2 i	M54 B22 (226S1)	10.03 - 10.05	2171	B	125 kW	128	3
Z4 Roadster (E85) 2.5 i	M54 B25 (256S5)	09.02 - 04.08	2494	B	141 kW	131	16
Z4 Roadster (E85) 2.5 i	N52 B25 A	09.05 - 02.09	2497	B	130 kW	129	11
Z4 Roadster (E85) 2.5 si	N52 B25 AF	09.05 - 02.09	2497	B	155 kW	129	10
Z4 Roadster (E85) 2.5 si	N52 B25 A	01.06 - 08.08	2497	B	160 kW	129	11
Z4 Roadster (E85) 2.5 si	N52 B25 A	09.05 - 02.09	2497	B	155 kW	129	11
Z4 Roadster (E85) 3.0 i	M54 B30 (306S3)	09.02 - 12.05	2979	B	170 kW	131	19
Z4 Roadster (E85) 3.0 si	N52 B30 A	01.06 - 08.08	2996	B	190 kW	133	31
Z4 Roadster (E85) 3.0 si	N52 B30 A	01.06 - 08.08	2996	B	195 kW	133	31
Z4 Roadster (E85) 3.0 si	N52 B30 A	09.05 - 12.08	2996	B	160 kW	133	31
Z4 Roadster (E85) 3.0 si	N52 B30 BF	01.06 - 08.08	2996	B	190 kW	133	31
Z4 Roadster (E85) 3.0 si	N52 B30 BF	01.06 - 08.08	2996	B	195 kW	133	31
Z4 Roadster (E89) sDrive 18 i	N20 B20 A	04.13 - 08.16	1997	B	115 kW	132	22
Z4 Roadster (E89) sDrive 20 i	N20 B20 A	09.11 - 08.16	1997	B	135 kW	132	22
Z4 Roadster (E89) sDrive 20 i	N20 B20 A	09.11 - 08.16	1997	B	120 kW	132	22
Z4 Roadster (E89) sDrive 23 i	N52 B25 A	03.09 - 11.13	2497	B	150 kW	129	11
Z4 Roadster (E89) sDrive 23 i	N52 B25 BF	03.09 - 11.13	2497	B	150 kW	129	11
Z4 Roadster (E89) sDrive 28 i	N20 B20 A	09.11 - 08.16	1997	B	180 kW	132	22
Z4 Roadster (E89) sDrive 30 i	N52 B30 A	02.09 - 08.11	2996	B	190 kW	133	31
Z4 Roadster (E89) sDrive 30 i	N52 B30 A	05.09 - 08.11	2996	B	195 kW	133	31
Z4 Roadster (E89) sDrive 30 i	N52 B30 BF	02.09 - 08.11	2996	B	190 kW	133	31
Z4 Roadster (E89) sDrive 30 i	N52 B30 B	02.09 - 08.11	2996	B	190 kW	133	31
Z4 Roadster (E89) sDrive 35 i	N54 B30 A	02.09 - 08.16	2979	B	225 kW	130	13
Z4 Roadster (E89) sDrive 35 i	N54 B30 A	02.09 - 08.16	2979	B	224 kW	130	13
Z4 Roadster (E89) sDrive 35 is	N54 B30 A	03.10 - 08.16	2979	B	250 kW	130	13

ENGINE			ccm	kW			1 POS	ENGINE			ccm	kW			1 POS
M10 B15	82,000	4	1499	59 kW	B	129	8	M50 B20 (206S2)	80,000	6	1990	110 kW	B	128	3
M10 B16 (164VA)	84,000	4	1573	55 - 77 kW	B	130	15	M50 B25 (256S1)	84,000	6	2494	141 kW	B	131	16
M10 B16 (164VB)	84,000	4	1573	55 - 77 kW	B	130	15	M50 B25 (256S2)	84,000	6	2494	141 kW	B	131	16
M10 B16 (16A)	84,000	4	1573	55 - 77 kW	B	130	15	M51 D25 (256T1)	80,000	6	2497	85 - 105 kW	D	128	5
M10 B18 (184EA)	89,000	4	1766	66 - 77 kW	B	134	33	M52 B20 (206S3)	80,000	6	1990	100 - 110 kW	B	128	3
M10 B18 (184EB)	89,000	4	1766	66 - 77 kW	B	134	33	M52 B20 (206S4)	80,000	6	1990	100 - 110 kW	B	128	3
M10 B18 (184EW)	89,000	4	1766	66 - 77 kW	B	134	33	M52 B25 (256S3)	84,000	6	2494	120 - 141 kW	B	131	16
M10 B18 (184EY)	89,000	4	1766	66 - 77 kW	B	134	33	M52 B25 (256S4)	84,000	6	2494	120 - 141 kW	B	131	16
M10 B18 (184EZ)	89,000	4	1766	66 - 77 kW	B	134	33	M52 B28 (286S1)	84,000	6	2793	141 - 143 kW	B	131	16
M10 B18 (184KA)	89,000	4	1766	66 - 77 kW	B	134	33	M52 B28 (286S2)	84,000	6	2793	141 - 144 kW	B	131	16
M10 B18 (184VA)	89,000	4	1766	66 - 77 kW	B	134	33	M54 B22 (226S1)	80,000	6	2171	120 - 125 kW	B	128	3
M10 B18 (184VB)	89,000	4	1766	66 - 77 kW	B	134	33	M54 B25 (256S3)	84,000	6	2494	141 kW	B	131	16
M10 B18 (184VC)	89,000	4	1766	66 - 77 kW	B	134	33	M54 B25 (256S5)	84,000	6	2494	137 - 141 kW	B	131	16
M10 B18 (184VD)	89,000	4	1766	66 - 77 kW	B	134	33	M54 B30 (306S3)	84,000	6	2979	163 - 170 kW	B	131	19
M10 B18 (184VU)	89,000	4	1766	66 - 77 kW	B	134	33	M57 D25 (256D1)	80,000	6	2497	120 kW	D	128	5
M10 B18 (320US)	89,000	4	1766	66 - 77 kW	B	134	33	M57 D25 (256D2)	80,000	6	2497	120 - 130 kW	D	128	5
M10 B18	89,000	4	1766	66 - 77 kW	B	134	33	M57 D30 (306D1)	84,000	6	2926	135 - 142 kW	D	131	20
M10 B20 (22T A)	89,000	4	1990	125 kW	B	134	33	M57 D30 (306D2)	84,000	6	2993	150 - 160 kW	D	131	20
M10 B20 (22TIU)	89,000	4	1990	125 kW	B	134	33	M57 D30 (306D3)	84,000	6	2993	135 - 173 kW	D	131	21
M10 B20 (320EK)	89,000	4	1990	74 - 96 kW	B	134	33	M57 D30 (306D4)	84,000	6	2993	198 - 200 kW	D	131	21
M10 B20 (320US)	89,000	4	1990	74 - 96 kW	B	134	33	M57 D30 (306D5)	84,000	6	2993	198 - 221 kW	D	131	21
M10 B20	89,000	4	1990	74 - 101 kW	B	134	33	N13 B16 A	77,000	4	1598	75 - 130 kW	B	128	1
M20 B20 (206EA)	80,000	6	1990	90 - 110 kW	B	128	3	N20 B20 A	84,000	4	1997	110 - 205 kW	B	132	22
M20 B20 (206EB)	80,000	6	1990	90 - 110 kW	B	128	3	N20 B20 B	84,000	4	1997	120 - 135 kW	B	132	22
M20 B20 (206EC)	80,000	6	1990	90 - 110 kW	B	128	3	N20 B20 C	84,000	4	1997	110 - 205 kW	B	132	22
M20 B20 (206EE)	80,000	6	1990	90 - 110 kW	B	128	3	N20 B20 D	84,000	4	1997	135 kW	B	132	22
M20 B20 (206EY)	80,000	6	1990	90 - 110 kW	B	128	3	N26 B20 A	84,000	4	1997	179 - 180 kW	B	132	22
M20 B20 (206EZ)	80,000	6	1990	90 - 110 kW	B	128	3	N40 B16 A	84,000	4	1596	77 - 85 kW	B	132	23
M20 B20 (206KA)	80,000	6	1990	90 - 110 kW	B	128	3	N42 B18 A	84,000	4	1796	85 kW	B	132	24
M20 B20 (206VA)	80,000	6	1990	90 - 110 kW	B	128	3	N42 B20 A	84,000	4	1995	100 - 110 kW	B	132	24
M20 B20	80,000	6	1990	90 - 110 kW	B	128	3	N42 B20 B	84,000	4	1995	95 kW	B	132	24
M20 B23 (236EA)	80,000	6	2316	102 - 110 kW	B	128	3	N42 B20	84,000	4	1995	105 kW	B	132	24
M20 B23 (236EB)	80,000	6	2316	102 - 110 kW	B	128	3	N43 B16 AA	82,000	4	1599	89 - 90 kW	B	129	9
M20 B23 (236EC)	80,000	6	2316	102 - 110 kW	B	128	3	N43 B16 A	82,000	4	1599	85 - 90 kW	B	129	9
M20 B23 (236EW)	80,000	6	2316	102 - 110 kW	B	128	4	N43 B20 A	84,000	4	1995	90 - 125 kW	B	132	25
M20 B25 (256E1)	84,000	6	2494	125 - 126 kW	B	131	16	N45 B16 AC	84,000	4	1596	85 kW	B	132	24
M20 B25 (256E2)	84,000	6	2494	125 - 141 kW	B	131	16	N45 B16 A	84,000	4	1596	85 kW	B	132	24
M20 B25 (256EX)	84,000	6	2494	125 - 126 kW	B	131	16	N45 B16 TU2	84,000	4	1596	85 - 90 kW	B	132	24
M20 B25 (256K1)	84,000	6	2494	125 - 126 kW	B	131	16	N45 B16	84,000	4	1596	85 kW	B	132	23
M20 B27 (276EA)	84,000	6	2693	90 - 95 kW	B	131	16	N45 B20 A	85,000	4	1997	127 kW	B	133	29
M20 B27 (276EB)	84,000	6	2693	90 - 95 kW	B	131	16	N46 B18 A	84,000	4	1796	85 kW	B	132	24
M20 B27 (276KA)	84,000	6	2693	90 - 95 kW	B	131	16	N46 B20 A	84,000	4	1995	95 - 125 kW	B	132	24
M20 B27 (276KB)	84,000	6	2693	90 - 95 kW	B	131	16	N46 B20 BD	84,000	4	1995	95 - 125 kW	B	132	24
M21 D24 (246DA)	80,000	6	2443	63 kW	D	128	6	N46 B20 B	84,000	4	1995	95 - 125 kW	B	132	24
M21 D24 (246TA)	80,000	6	2443	85 kW	D	128	5	N46 B20 CB	84,000	4	1995	100 - 115 kW	B	132	23
M21 D24 (246TB)	80,000	6	2443	85 kW	D	128	5	N46 B20 CC	84,000	4	1995	95 - 125 kW	B	132	24
M21 D24 W	80,000	6	2443	63 kW	D	128	6	N46 B20 CD	84,000	4	1995	95 - 125 kW	B	132	24
M40 B16 (164E1)	84,000	4	1596	73 - 75 kW	B	131	17	N46 B20 C	84,000	4	1995	95 - 125 kW	B	132	24
M40 B16 C	84,000	4	1596	73 kW	B	131	17	N46 B20 E	84,000	4	1995	95 - 125 kW	B	132	24
M40 B16	84,000	4	1596	73 - 75 kW	B	131	17	N47 D16 A	78,000	4	1598	70 - 85 kW	D	128	2
M40 B18 (184E1)	84,000	4	1796	83 - 85 kW	B	131	17	N47 D20 A	84,000	4	1995	66 - 145 kW	D	132	26
M40 B18 C	84,000	4	1796	103 kW	B	131	17	N47 D20 B	84,000	4	1995	150 kW	D	132	26
M41 D17 (174T1)	80,000	4	1665	66 kW	D	129	7	N47 D20 C	84,000	4	1995	66 - 150 kW	D	132	26
M42 B18 (184S1)	84,000	4	1796	100 - 103 kW	B	131	17	N47 D20 D	84,000	4	1995	150 - 160 kW	D	132	26
M43 B16 (164E2)	84,000	4	1596	75 - 77 kW	B/G	131	17	N52 B25 AE	82,000	6	2497	130 - 140 kW	B	129	10
M43 B16 (164E3)	84,000	4	1596	77 kW	B	131	17	N52 B25 AF	82,000	6	2497	150 - 160 kW	B	129	10
M43 B18 (184E2)	84,000	4	1796	83 - 85 kW	B	131	17	N52 B25 A	82,000	6	2497	130 - 160 kW	B	129	11
M43 B19 (194E1)	85,000	4	1895	77 - 87 kW	B	133	28	N52 B25 BE	82,000	6	2497	130 - 140 kW	B	129	11
M44 B19 (194S1)	85,000	4	1895	103 kW	B	133	28	N52 B25 BF	82,000	6	2497	130 - 160 kW	B	129	11
M47 D20 (204D1)	84,000	4	1951	85 - 100 kW	D	131	18	N52 B25 B	82,000	6	2497	130 - 160 kW	B	129	10
M47 D20 (204D4)	84,000	4	1995	85 - 120 kW	D	130	12	N52 B25 C	82,000	6	2497	160 kW	B	129	11
M50 B20 (206S1)	80,000	6	1990	110 kW	B	128	3	N52 B25	82,000	6	2497	130 - 163 kW	B	129	11



ENGINE	\varnothing	ccm	kW		1	POS	
N52 B30 AE	85,000	6	2996	179 kW	B	133	30
N52 B30 AF	85,000	6	2996	179 - 200 kW	B	133	30
N52 B30 A	85,000	6	2996	155 - 200 kW	B	133	31
N52 B30 BF	85,000	6	2996	160 - 200 kW	B	133	31
N52 B30 B	85,000	6	2996	160 - 200 kW	B	133	31
N52 B30	85,000	6	2996	190 - 200 kW	B	133	31
N53 B25 A	82,000	6	2497	140 kW	B	129	11
N53 B30 A	85,000	6	2996	150 - 200 kW	B	133	31
N53 B30	85,000	6	2996	160 - 200 kW	B	133	31
N54 B30 A	84,000	6	2979	200 - 264 kW	B	130	13
N54 B30 B	84,000	6	2979	225 kW	B	130	13
N55 B30 A	84,000	6	2979	200 - 272 kW	B	130	13

ENGINE	\varnothing	ccm	kW		1	POS	
N57 306 D2	84,000	6	2993	160 kW	D	130	14
N57 306 D3	84,000	6	2993	145 kW	D	130	14
N57 D30 A	84,000	6	2993	150 - 210 kW	D	130	14
N57 D30 B	84,000	6	2993	220 - 230 kW	D	130	14
N57 D30 C	84,000	6	2993	280 kW	D	130	14
N57N 306 D2	84,000	6	2993	170 kW	D	130	14
N57N 306 D3	84,000	6	2993	145 - 170 kW	D	130	14
N57N 306 D5	84,000	6	2993	210 kW	D	130	14
S50 B32 (326S1)	86,400	6	3201	236 kW	B	133	32
S50 B32	86,400	6	3201	236 kW	B	133	32
S55 B30 A	84,000	6	2979	272 - 368 kW	B	132	27



77,000 mm							1		
N13 B16 A									
401111-00-4							5 pairs		
-25-4	1-5	HL	AL	45,024	48,674	18,000	↑ LO1G	1,825	
-50-4				45,024	48,674		↓		
-75-4									
411113-00-1							1 pair		
-10-1	1	AS	AL	50,500	70,000		↑ L G	2,360	
-15-1				50,750	70,250		↓ L G		
431114-00-4							4 pairs		
-25-4	1-4	PL	AL	45,000	48,000	19,750		1,497	
-50-4				45,000	48,000				
-75-4									
78,000 mm							2		
N47 D16 A									
400705-00-4							5 pairs		
-25-4		HL	AL	54,971	60,000	18,800	↑ LO2G	2,498	4 pairs
-50-4			↓ CU3 LF	54,990	60,019		↓ L		
		FL	AL	54,971	60,000	23,500	↑ LO2G	2,498	1 pair
			↓ CU3 LF	54,990	60,019		↓ L		
80,000 mm							3		
M20 B20 (206EA), M20 B20 (206EB), M20 B20 (206EC), M20 B20 (206EE), M20 B20 (206EY), M20 B20 (206EZ), M20 B20 (206KA), M20 B20 (206VA), M20 B20, M20 B23 (236EA), M20 B23 (236EB), M20 B23 (236EC), M50 B20 (206S1), M50 B20 (206S2), M52 B20 (206S3), M52 B20 (206S4), M54 B22 (226S1),									
400701-00-6 *							7 pairs		
-25-6	1,2,3,4,5,7	HL	AL	59,971	65,000	20,000	↑ LO2G	2,498	6 pairs
-50-6				59,990	65,019		↓ L		
	6	FL	AL	59,971	65,000	24,940	↑ LO2G	2,498	1 pair
				59,990	65,019		↓ L		
430701-00-6							6 pairs		
-25-6	1-6	PL	AL	44,975	48,000	18,000	↑ L	1,493	
-50-6				44,991	48,016		↓ L		
80,000 mm							4		
M20 B23 (236EW)									
430701-00-6							6 pairs		
-25-6	1-6	PL	AL	44,975	48,000	18,000	↑ L	1,493	
-50-6				44,991	48,016		↓ L		
80,000 mm							5		
M21 D24 (246TA), M21 D24 (246TB), M51 D25 (256T1), M57 D25 (256D1), M57 D25 (256D2),									
400701-00-6 *							7 pairs		
-25-6	1,2,3,4,5,7	HL	AL	59,971	65,000	20,000	↑ LO2G	2,498	6 pairs
-50-6				59,990	65,019		↓ L		
	6	FL	AL	59,971	65,000	24,940	↑ LO2G	2,498	1 pair
				59,990	65,019		↓ L		
430703-00-6							6 pairs		
-25-6	1-6	PL	CU3	44,975	48,000	18,000	↑ L	1,497	
-50-6				44,991	48,016		↓ L		
80,000 mm							6		
M21 D24 (246DA), M21 D24 W,									
400701-00-6 *							7 pairs		
-25-6	1,2,3,4,5,7	HL	AL	59,971	65,000	20,000	↑ LO2G	2,498	6 pairs
-50-6				59,990	65,019		↓ L		
	6	FL	AL	59,971	65,000	24,940	↑ LO2G	2,498	1 pair
				59,990	65,019		↓ L		



80,000 mm										7
M41 D17 (174T1)										
400701-00-4 *										5 pairs
-25-4	1,2,4,5	HL	AL	59,971	65,000	20,000	↑ LO2G	2,498	4 pairs	
-50-4				59,990	65,019		↓ L			
	3	FL	AL	59,971	65,000	24,940	↑ LO2G	2,498	1 pair	
				59,990	65,019		↓ L			
430703-00-4										4 pairs
-25-4	1-4	PL	CU3	44,975	48,000	18,000	↑ L	1,497		
-50-4				44,991	48,016		↓ L			
82,000 mm										8
M10 B15										
400704-00-4 *										5 pairs
-25-4	1,2,4,5	HL	AL	54,971	60,000	24,000	↑ LO2G	2,490	4 pairs	
-50-4				54,990	60,019		↓ LO2G			
	3	FL	AL	54,971	60,000	29,950	↑ LO2G	2,490	1 pair	
				54,990	60,019		↓ LO2G			
430702-00-4										4 pairs
-25-4	1-4	PL	CU3	47,975	52,000	20,000	↑ L	1,990		
-50-4				47,991	52,015		↓ L			
-75-4										
-100-4										
430706-00-4										4 pairs
-25-4	1-4	PL	AL	47,975	52,000	20,000	↑ L	1,993		
-50-4				47,991	52,015		↓ L			
82,000 mm										9
N43 B16 AA , N43 B16 A ,										
400707-00-4										5 pairs
-25-4	1	HL	AL	64,961	70,000	19,850	↑ LO2G	2,508	1 pair	
-50-4				64,980	70,019		↓ L			
-75-4	2	FL	AL	55,961	61,000	23,950	↑ LO2G	2,508	1 pair	
				55,980	61,019		↓ L			
	3,4,5	HL	AL	55,961	61,000	18,850	↑ LO2G	2,508	3 pairs	
				55,980	61,019		↓ L			
430709-00-4										4 pairs
-25-4	1-4	PL	CU3	49,973	53,600	17,550	↑ L	1,800		
-50-4				49,993	53,616		↓ L			
-75-4										
82,000 mm										10
N52 B25 AE , N52 B25 AF , N52 B25 B ,										
430709-00-6										6 pairs
-25-6	1-6	PL	CU3	49,973	53,600	17,550	↑ L	1,800		
				49,993	53,616		↓ L			
82,000 mm										11
N52 B25 A , N52 B25 BE , N52 B25 BF , N52 B25 C , N52 B25 , N53 B25 A ,										
400707-00-6										7 pairs
-25-6	1	HL	AL	64,961	70,000	19,850	↑ LO2G	2,508	1 pair	
				64,980	70,019		↓ L			
	4	FL	AL	55,961	61,000	23,950	↑ LO2G	2,508	1 pair	
				55,980	61,019		↓ L			
	2,3,5,6,7	HL	AL	55,961	61,000	18,850	↑ LO2G	2,508	5 pairs	
				55,980	61,019		↓ L			
430709-00-6										6 pairs
-25-6	1-6	PL	CU3	49,973	53,600	17,550	↑ L	1,800		
				49,993	53,616		↓ L			



84,000 mm	12
------------------	-----------

M47 D20 (204D4)									
400701-00-4 *									
-25-4	1,2,4,5	HL	AL	59,971	65,000	20,000	↑ L O2G	2,498	5 pairs
-50-4				59,990	65,019		↓ L		4 pairs
	3	FL	AL	59,971	65,000	24,940	↑ L O2G	2,498	1 pair
				59,990	65,019		↓ L		
400701-00-6 *									
-25-6	1,2,3,4,5,7	HL	AL	59,971	65,000	20,000	↑ L O2G	2,498	7 pairs
-50-6				59,990	65,019		↓ L		6 pairs
	6	FL	AL	59,971	65,000	24,940	↑ L O2G	2,498	1 pair
				59,990	65,019		↓ L		
430703-00-4									
-25-4	1-4	PL	CU3	44,975	48,000	18,000	↑ L	1,497	4 pairs
-50-4				44,991	48,016		↓ L		

84,000 mm	13
------------------	-----------

N54 B30 A , N54 B30 B , N55 B30 A ,									
400707-00-6									
-25-6	1	HL	AL	64,961	70,000	19,850	↑ L O2G	2,508	7 pairs
				64,980	70,019		↓ L		1 pair
	4	FL	AL	55,961	61,000	23,950	↑ L O2G	2,508	1 pair
				55,980	61,019		↓ L		
	2,3,5,6,7	HL	AL	55,961	61,000	18,850	↑ L O2G	2,508	5 pairs
				55,980	61,019		↓ L		
430708-00-4									
-25-4	1-4	PL	CU3	49,973	53,600	17,550	↑ L	1,790	4 pairs
-50-4				49,993	53,616		↓ L		
-75-4									

84,000 mm	14
------------------	-----------

N57 306 D2 , N57 306 D3 , N57 D30 A , N57 D30 B , N57 D30 C , N57N 306 D2 , N57N 306 D3 , N57N 306 D5 ,									
400705-00-6									
-25-6		HL	AL	54,971	60,000	18,800	↑ L O2G	2,498	7 pairs
-50-6			↓ CU3 LF	54,990	60,019		↓ L		6 pairs
		FL	AL	54,971	60,000	23,500	↑ L O2G	2,498	1 pair
			↓ CU3 LF	54,990	60,019		↓ L		

84,000 mm	15
------------------	-----------

M10 B16 (164VA) , M10 B16 (164VB) , M10 B16 (16A) ,									
400704-00-4 *									
-25-4	1,2,4,5	HL	AL	54,971	60,000	24,000	↑ L O2G	2,490	5 pairs
-50-4				54,990	60,019		↓ L O2G		4 pairs
	3	FL	AL	54,971	60,000	29,950	↑ L O2G	2,490	1 pair
				54,990	60,019		↓ L O2G		
430702-00-4									
-25-4	1-4	PL	CU3	47,975	52,000	20,000	↑ L	1,990	4 pairs
-50-4				47,991	52,015		↓ L		
-75-4									
-100-4									
430706-00-4									
-25-4	1-4	PL	AL	47,975	52,000	20,000	↑ L	1,993	4 pairs
-50-4				47,991	52,015		↓ L		



84,000 mm								16	
M20 B25 (256E1), M20 B25 (256E2), M20 B25 (256EX), M20 B25 (256K1), M20 B27 (276EA), M20 B27 (276EB), M20 B27 (276KA), M20 B27 (276KB), M50 B25 (256S1), M50 B25 (256S2), M52 B25 (256S3), M52 B25 (256S4), M52 B28 (286S1), M52 B28 (286S2), M54 B25 (256S3), M54 B25 (256S5),									
400701-00-6 *								7 pairs	
-25-6	1,2,3,4,5,7	HL	AL	59,971	65,000	20,000	↑ LO2G	2,498	6 pairs
-50-6				59,990	65,019		↓ L		
	6	FL	AL	59,971	65,000	24,940	↑ LO2G	2,498	1 pair
				59,990	65,019		↓ L		
430701-00-6								6 pairs	
-25-6	1-6	PL	AL	44,975	48,000	18,000	↑ L	1,493	
-50-6				44,991	48,016		↓ L		
84,000 mm								17	
M40 B16 (164E1), M40 B16 C, M40 B16, M40 B18 (184E1), M40 B18 C, M42 B18 (184S1), M43 B16 (164E2), M43 B16 (164E3), M43 B18 (184E2),									
430701-00-4								4 pairs	
-25-4	1-4	PL	AL	44,975	48,000	18,000	↑ L	1,493	
-50-4				44,991	48,016		↓ L		
84,000 mm								18	
M47 D20 (204D1)									
400701-00-4 *								5 pairs	
-25-4	1,2,4,5	HL	AL	59,971	65,000	20,000	↑ LO2G	2,498	4 pairs
-50-4				59,990	65,019		↓ L		
	3	FL	AL	59,971	65,000	24,940	↑ LO2G	2,498	1 pair
				59,990	65,019		↓ L		
430703-00-4								4 pairs	
-25-4	1-4	PL	CU3	44,975	48,000	18,000	↑ L	1,497	
-50-4				44,991	48,016		↓ L		
84,000 mm								19	
M54 B30 (306S3)									
400701-00-6 *								7 pairs	
-25-6	1,2,3,4,5,7	HL	AL	59,971	65,000	20,000	↑ LO2G	2,498	6 pairs
-50-6				59,990	65,019		↓ L		
	6	FL	AL	59,971	65,000	24,940	↑ LO2G	2,498	1 pair
				59,990	65,019		↓ L		
430701-00-6								6 pairs	
-25-6	1-6	PL	AL	44,975	48,000	18,000	↑ L	1,493	
-50-6				44,991	48,016		↓ L		
430703-00-6								6 pairs	
-25-6	1-6	PL	CU3	44,975	48,000	18,000	↑ L	1,497	
-50-6				44,991	48,016		↓ L		
84,000 mm								20	
M57 D30 (306D1), M57 D30 (306D2),									
400701-00-6 *								7 pairs	
-25-6	1,2,3,4,5,7	HL	AL	59,971	65,000	20,000	↑ LO2G	2,498	6 pairs
-50-6				59,990	65,019		↓ L		
	6	FL	AL	59,971	65,000	24,940	↑ LO2G	2,498	1 pair
				59,990	65,019		↓ L		
430703-00-6								6 pairs	
-25-6	1-6	PL	CU3	44,975	48,000	18,000	↑ L	1,497	
-50-6				44,991	48,016		↓ L		
84,000 mm								21	
M57 D30 (306D3), M57 D30 (306D4), M57 D30 (306D5),									
430703-00-6								6 pairs	
-25-6	1-6	PL	CU3	44,975	48,000	18,000	↑ L	1,497	
-50-6				44,991	48,016		↓ L		



84,000 mm	22
------------------	-----------

N20 B20 A , N20 B20 B , N20 B20 C , N20 B20 D , N26 B20 A ,

400706-00-4	5 pairs
--------------------	----------------

-25-4	1-4	HL	AL	49,980	55,000	17,300	↑ LO1G	2,497	4 pairs
-50-4				50,001	55,019		↓ L		
-75-4	5	FL	AL	49,980	55,000	23,950	↑ LO1G	2,497	1 pair
				50,001	55,019		↓ L		

430708-00-4	4 pairs
--------------------	----------------

-25-4	1-4	PL	CU3	49,973	53,600	17,550	↑ L	1,790	
-50-4				49,993	53,616		↓ L		
-75-4									

84,000 mm	23
------------------	-----------

N40 B16 A , N45 B16 , N46 B20 CB ,

430709-00-4	4 pairs
--------------------	----------------

-25-4	1-4	PL	CU3	49,973	53,600	17,550	↑ L	1,800	
-50-4				49,993	53,616		↓ L		
-75-4									

84,000 mm	24
------------------	-----------

N42 B18 A , N42 B20 A , N42 B20 B , N42 B20 , N45 B16 AC , N45 B16 A , N45 B16 TU2 , N46 B18 A , N46 B20 A , N46 B20 BD , N46 B20 B , N46 B20 CC , N46 B20 CD , N46 B20 C , N46 B20 E ,

400707-00-4	5 pairs
--------------------	----------------

-25-4	1	HL	AL	64,961	70,000	19,850	↑ LO2G	2,508	1 pair
-50-4				64,980	70,019		↓ L		
-75-4	2	FL	AL	55,961	61,000	23,950	↑ LO2G	2,508	1 pair
				55,980	61,019		↓ L		
	3,4,5	HL	AL	55,961	61,000	18,850	↑ LO2G	2,508	3 pairs
				55,980	61,019		↓ L		

430709-00-4	4 pairs
--------------------	----------------

-25-4	1-4	PL	CU3	49,973	53,600	17,550	↑ L	1,800	
-50-4				49,993	53,616		↓ L		
-75-4									

84,000 mm	25
------------------	-----------

N43 B20 A

400707-00-4	5 pairs
--------------------	----------------

-25-4	1	HL	AL	64,961	70,000	19,850	↑ LO2G	2,508	1 pair
-50-4				64,980	70,019		↓ L		
-75-4	2	FL	AL	55,961	61,000	23,950	↑ LO2G	2,508	1 pair
				55,980	61,019		↓ L		
	3,4,5	HL	AL	55,961	61,000	18,850	↑ LO2G	2,508	3 pairs
				55,980	61,019		↓ L		

430708-00-4	4 pairs
--------------------	----------------

-25-4	1-4	PL	CU3	49,973	53,600	17,550	↑ L	1,790	
-50-4				49,993	53,616		↓ L		
-75-4									

84,000 mm	26
------------------	-----------

N47 D20 A , N47 D20 B , N47 D20 C , N47 D20 D ,

400705-00-4	5 pairs
--------------------	----------------

-25-4		HL	AL	54,971	60,000	18,800	↑ LO2G	2,498	4 pairs
-50-4			↓ CU3 LF	54,990	60,019		↓ L		
		FL	AL	54,971	60,000	23,500	↑ LO2G	2,498	1 pair
			↓ CU3 LF	54,990	60,019		↓ L		

84,000 mm	27
------------------	-----------

S55 B30 A

430708-00-4	4 pairs
--------------------	----------------

-25-4	1-4	PL	CU3	49,973	53,600	17,550	↑ L	1,790	
-50-4				49,993	53,616		↓ L		
-75-4									



85,000 mm										28
M43 B19 (194E1), M44 B19 (194S1),										
430701-00-4										4 pairs
-25-4	1-4	PL	AL	44,975	48,000	18,000	↑ L	1,493		
-50-4				44,991	48,016		↓ L			
85,000 mm										29
N45 B20 A										
400707-00-4										5 pairs
-25-4	1	HL	AL	64,961	70,000	19,850	↑ LO2G	2,508	1 pair	
-50-4				64,980	70,019		↓ L			
-75-4	2	FL	AL	55,961	61,000	23,950	↑ LO2G	2,508	1 pair	
				55,980	61,019		↓ L			
	3,4,5	HL	AL	55,961	61,000	18,850	↑ LO2G	2,508	3 pairs	
				55,980	61,019		↓ L			
430709-00-4										4 pairs
-25-4	1-4	PL	CU3	49,973	53,600	17,550	↑ L	1,800		
-50-4				49,993	53,616		↓ L			
-75-4										
85,000 mm										30
N52 B30 AE, N52 B30 AF,										
430709-00-6										6 pairs
-25-6	1-6	PL	CU3	49,973	53,600	17,550	↑ L	1,800		
				49,993	53,616		↓ L			
85,000 mm										31
N52 B30 A, N52 B30 BF, N52 B30 B, N52 B30, N53 B30 A, N53 B30,										
400707-00-6										7 pairs
-25-6	1	HL	AL	64,961	70,000	19,850	↑ LO2G	2,508	1 pair	
				64,980	70,019		↓ L			
	4	FL	AL	55,961	61,000	23,950	↑ LO2G	2,508	1 pair	
				55,980	61,019		↓ L			
	2,3,5,6,7	HL	AL	55,961	61,000	18,850	↑ LO2G	2,508	5 pairs	
				55,980	61,019		↓ L			
430709-00-6										6 pairs
-25-6	1-6	PL	CU3	49,973	53,600	17,550	↑ L	1,800		
				49,993	53,616		↓ L			
86,400 mm										32
S50 B32 (326S1), S50 B32,										
400701-00-6 *										7 pairs
-25-6	1,2,3,4,5,7	HL	AL	59,971	65,000	20,000	↑ LO2G	2,498	6 pairs	
-50-6				59,990	65,019		↓ L			
	6	FL	AL	59,971	65,000	24,940	↑ LO2G	2,498	1 pair	
				59,990	65,019		↓ L			



89,000 mm

33

M10 B18 (184EA), M10 B18 (184EB), M10 B18 (184EW), M10 B18 (184EY), M10 B18 (184EZ), M10 B18 (184KA), M10 B18 (184VA), M10 B18 (184VB), M10 B18 (184VC), M10 B18 (184VD), M10 B18 (184VU), M10 B18 (320US), M10 B18, M10 B20 (22T A), M10 B20 (22TIU), M10 B20 (320EK), M10 B20 (320US), M10 B20,

400704-00-4 *										5 pairs
-25-4	1,2,4,5	HL	AL	54,971	60,000	24,000	↑ LO2G	2,490	4 pairs	
-50-4				54,990	60,019		↓ LO2G			
	3	FL	AL	54,971	60,000	29,950	↑ LO2G	2,490	1 pair	
				54,990	60,019		↓ LO2G			
430702-00-4										4 pairs
-25-4	1-4	PL	CU3	47,975	52,000	20,000	↑ L	1,990		
-50-4				47,991	52,015		↓ L			
-75-4										
-100-4										
430706-00-4										4 pairs
-25-4	1-4	PL	AL	47,975	52,000	20,000	↑ L	1,993		
-50-4				47,991	52,015		↓ L			









BMW (BRILLIANCE)

3 SERIES (E46) 318 i	N42 B20 BZ	06.04 - 06.05	1995	B	105 kW	138	6
3 SERIES (E46) 318 i	N46 B20 CA	06.04 - 06.05	1995	B	105 kW	138	6
3 SERIES (E46) 325 i	M54 B25 (256S5)	07.03 - 06.05	2494	B	141 kW	138	4
3 SERIES (E90) 318 i	N46 B20 CC	01.09 - 09.12	1995	B	100 kW	138	6
3 SERIES (E90) 318 i	N46 B20 E	01.09 - 09.12	1995	B	100 kW	139	7
3 SERIES (E90) 320 i	N 46 B 20	01.10 - 09.12	1995	B	112 kW	139	7
3 SERIES (E90) 320 i	N 46 B 20	01.05 - 12.07	1995	B	110 kW	139	7
3 SERIES (E90) 320 i	N46 B20 CB	01.05 - 12.07	1995	B	110 kW	139	7
3 SERIES (E90) 320 i	N46 B20 CB	12.07 - 12.10	1995	B	115 kW	139	7
3 SERIES (E90) 320 i	N46 B20 CC	12.07 - 12.10	1995	B	115 kW	138	6
3 SERIES (E90) 320 i	N46 B20 E	01.10 - 09.12	1995	B	112 kW	139	7
3 SERIES (E90) 325 i	N52 B25	06.05 - 09.12	2497	B	160 kW	138	2
3 SERIES (F30, F35) 316 Li	N13 B16 A	08.13	1598	B	100 kW	138	1
3 SERIES (F30, F35) 316 i	N13 B16 A	08.13	1598	B	100 kW	138	1
3 SERIES (F30, F35) 320 Li	N20 B20 A	07.12	1997	B	135 kW	138	5
3 SERIES (F30, F35) 320 Li	N20 B20 D	07.12	1997	B	135 kW	138	5
3 SERIES (F30, F35) 320 Li	N20 B20	07.12	1997	B	135 kW	138	5
3 SERIES (F30, F35) 320 i	N20 B20 D	07.12	1997	B	135 kW	138	5
3 SERIES (F30, F35) 328 Li xDrive	N20 B20 C	05.14	1997	B	180 kW	138	5
3 SERIES (F30, F35) 328 Li	N20 B20 C	07.12	1997	B	180 kW	138	5
3 SERIES (F30, F35) 328 Li	N20 B20 D	07.12	1997	B	180 kW	138	5
3 SERIES (F30, F35) 328 i xDrive	N20 B20 A	05.14	1997	B	180 kW	138	5
3 SERIES (F30, F35) 328 i xDrive	N20 B20 C	05.14	1997	B	180 kW	138	5
3 SERIES (F30, F35) 328 i xDrive	N20 B20	05.14	1997	B	180 kW	138	5
3 SERIES (F30, F35) 328 i	N20 B20 A	07.12	1997	B	180 kW	138	5
3 SERIES (F30, F35) 328 i	N20 B20 C	07.12	1997	B	180 kW	138	5
3 SERIES (F30, F35) 328 i	N20 B20 D	07.12	1997	B	180 kW	138	5
3 SERIES (F30, F35) 328 i	N20 B20	07.12	1997	B	180 kW	138	5
3 SERIES (F30, F35) 335 Li	N55 B30 A	07.12	2979	B	225 kW	139	8
5 SERIES (E60) 520 Li	N46 B20 CC	06.09 - 09.10	1995	B	115 kW	138	6
5 SERIES (E60) 520 Li	N46 B20 CD	06.09 - 09.10	1995	B	115 kW	138	6
5 SERIES (E60) 523 Li	N52 B25 BE	01.08 - 08.10	2497	B	120 kW	138	2
5 SERIES (E60) 523 Li	N52 B25 BE	10.06 - 12.10	2497	B	130 kW	138	2
5 SERIES (E60) 523 Li	N52 B25	10.06 - 12.10	2497	B	130 kW	138	2
5 SERIES (E60) 523 i	N52 B25 BE	03.05 - 12.07	2497	B	130 kW	138	2
5 SERIES (E60) 523 i	N52 B25	03.05 - 12.07	2497	B	130 kW	138	2
5 SERIES (E60) 525 i	M54 B25 (256S5)	04.04 - 02.06	2494	B	141 kW	138	4
5 SERIES (E60) 525 i	N52 B25	01.05 - 01.06	2497	B	160 kW	138	2
5 SERIES (E60) 530 Li	N52 B30 BF	11.06 - 05.10	2996	B	190 kW	139	10
5 SERIES (E60) 530 i	M 54 B 30	10.03 - 06.05	2979	B	170 kW	138	3
5 SERIES (E60) 530 i	N52 B30 BF	01.05 - 12.06	2996	B	190 kW	139	10
5 SERIES (F10, F18) 520 Li	N20 B20 B	09.13 - 05.17	1997	B	135 kW	138	5
5 SERIES (F10, F18) 520 Li	N20 B20 C	09.13 - 05.17	1997	B	135 kW	138	5
5 SERIES (F10, F18) 520 Li	N20 B20 D	09.13 - 05.17	1997	B	135 kW	138	5
5 SERIES (F10, F18) 520 Li	N20 B20	09.13 - 05.17	1997	B	135 kW	138	5
5 SERIES (F10, F18) 520 Li	N52 B25 AF	12.10 - 12.12	2497	B	130 kW	138	2
5 SERIES (F10, F18) 520 Li	N52 B25 BE	12.10 - 12.12	2497	B	130 kW	138	2
5 SERIES (F10, F18) 523 Li	N52 B25 AF	08.10 - 09.12	2497	B	150 kW	138	2
5 SERIES (F10, F18) 525 Li	N20 B20 A	08.12 - 05.17	1997	B	160 kW	138	5
5 SERIES (F10, F18) 525 Li	N20 B20 C	08.12 - 05.17	1997	B	160 kW	138	5
5 SERIES (F10, F18) 525 Li	N20 B20	08.12 - 05.17	1997	B	160 kW	138	5
5 SERIES (F10, F18) 528 Li xDrive	N20 B20 C	05.14 - 05.17	1997	B	180 kW	138	5
5 SERIES (F10, F18) 528 Li	N20 B20 C	05.14 - 05.17	1997	B	180 kW	138	5
5 SERIES (F10, F18) 528 Li	N52 B30 AF	08.10 - 11.11	2996	B	190 kW	139	9
5 SERIES (F10, F18) 530 Le Hybrid	N20 B20 A	01.15 - 05.17	1997	B	160 kW	138	5
5 SERIES (F10, F18) 530 Le Hybrid	N20 B20 C	01.15 - 05.17	1997	B	160 kW	138	5
5 SERIES (F10, F18) 530 Li	N52 B30 AF	11.11 - 05.14	2996	B	190 kW	139	9
5 SERIES (F10, F18) 530 Li	N52 B30 BF	11.11 - 05.14	2996	B	190 kW	139	10
5 SERIES (F10, F18) 530 Li	N52 B30	11.11 - 05.14	2996	B	190 kW	139	11
5 SERIES (F10, F18) 535 Li	N55 B30 A	08.10 - 05.17	2979	B	225 kW	139	8
X1 (E84) sDrive 20 i	N20 B20 A	03.12	1997	B	135 kW	138	5
X1 (E84) sDrive 20 i	N20 B20	03.12	1997	B	135 kW	138	5

BMW (BRILLIANCE)



	 ENGINE	 00000	ccm		kW		 1 POS
X1 (E84) sDrive18 i	N20 B20 C	06.14	1997	B	115 kW	138	5
X1 (E84) sDrive18 i	N46 B20 CC	03.12 - 12.14	1995	B	110 kW	138	6
X1 (E84) sDrive18 i	N46 B20 CD	03.12 - 12.14	1995	B	110 kW	138	6
X1 (E84) sDrive18 i	N46 B20 E	03.12 - 12.14	1995	B	110 kW	139	7
X1 (E84) xDrive 20 i	N20 B20 C	03.12	1997	B	135 kW	138	5
X1 (E84) xDrive 20 i	N20 B20	03.12	1997	B	135 kW	138	5
X1 (E84) xDrive 28 i	N20 B20 C	03.12	1997	B	180 kW	138	5
X1 (E84) xDrive 28 i	N20 B20	03.12	1997	B	180 kW	138	5



BMW (BRILLIANCE)

ENGINE	ccm			kW	B	138	1	POS	ENGINE	ccm			kW	B	139	1	POS
	84,000	6	2979							84,000	4	1995					
M 54 B 30	84,000	6	2979	170 kW	B	138	3		N46 B20 CB	84,000	4	1995	100 - 115 kW	B	138	7	
M54 B25 (256S5)	84,000	6	2494	141 kW	B	138	4		N46 B20 CC	84,000	4	1995	100 - 115 kW	B	138	6	
N 46 B 20	84,000	4	1995	105 - 122 kW	B	139	7		N46 B20 CD	84,000	4	1995	110 kW	B	138	6	
N13 B16 A	77,000	4	1598	75 - 125 kW	B	138	1		N46 B20 E	84,000	4	1995	100 - 122 kW	B	139	7	
N20 B20 A	84,000	4	1997	135 - 180 kW	B	138	5		N52 B25 AF	82,000	6	2497	130 - 150 kW	B	138	2	
N20 B20 B	84,000	4	1997	120 - 150 kW	B	138	5		N52 B25 BE	82,000	6	2497	120 - 130 kW	B	138	2	
N20 B20 C	84,000	4	1997	115 - 180 kW	B	138	5		N52 B25	82,000	6	2497	130 - 160 kW	B	138	2	
N20 B20 D	84,000	4	1997	135 - 180 kW	B	138	5		N52 B30 AF	85,000	6	2996	190 kW	B	139	9	
N20 B20	84,000	4	1997	120 - 180 kW	B	138	5		N52 B30 BF	85,000	6	2996	190 kW	B	139	10	
N42 B20 BZ	84,000	4	1995	105 - 107 kW	B	138	6		N52 B30	85,000	6	2996	190 - 200 kW	B	139	11	
N46 B20 CA	84,000	4	1995	105 - 107 kW	B	138	6		N55 B30 A	84,000	6	2979	225 kW	B	139	8	

BMW (BRILLIANCE)



77,000 mm 1

N13 B16 A

411113-00-1 1 pair										
-10-1	1	AS	AL	50,500	70,000		↑ L	G	2,360	
-15-1				50,750	70,250		↓ L	G		

82,000 mm 2

N52 B25 AF , N52 B25 BE , N52 B25 ,

400707-00-6 7 pairs										
-25-6	1	HL	AL	64,961	70,000	19,850	↑ L	O2G	2,508	1 pair
				64,980	70,019		↓ L			
	4	FL	AL	55,961	61,000	23,950	↑ L	O2G	2,508	1 pair
				55,980	61,019		↓ L			
	2,3,5,6,7	HL	AL	55,961	61,000	18,850	↑ L	O2G	2,508	5 pairs
				55,980	61,019		↓ L			
430709-00-6 6 pairs										
-25-6	1-6	PL	CU3	49,973	53,600	17,550	↑ L		1,800	
				49,993	53,616		↓ L			

84,000 mm 3

M 54 B 30

430703-00-6 6 pairs										
-25-6	1-6	PL	CU3	44,975	48,000	18,000	↑ L		1,497	
-50-6				44,991	48,016		↓ L			

84,000 mm 4

M54 B25 (256S5)

400701-00-6 * 7 pairs										
-25-6	1,2,3,4,5,7	HL	AL	59,971	65,000	20,000	↑ L	O2G	2,498	6 pairs
-50-6				59,990	65,019		↓ L			
	6	FL	AL	59,971	65,000	24,940	↑ L	O2G	2,498	1 pair
				59,990	65,019		↓ L			
430701-00-6 6 pairs										
-25-6	1-6	PL	AL	44,975	48,000	18,000	↑ L		1,493	
-50-6				44,991	48,016		↓ L			

84,000 mm 5

N20 B20 A , N20 B20 B , N20 B20 C , N20 B20 D , N20 B20 ,

400706-00-4 5 pairs										
-25-4	1-4	HL	AL	49,980	55,000	17,300	↑ L	O1G	2,497	4 pairs
-50-4				50,001	55,019		↓ L			
-75-4	5	FL	AL	49,980	55,000	23,950	↑ L	O1G	2,497	1 pair
				50,001	55,019		↓ L			
430708-00-4 4 pairs										
-25-4	1-4	PL	CU3	49,973	53,600	17,550	↑ L		1,790	
-50-4				49,993	53,616		↓ L			
-75-4										

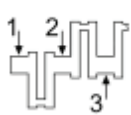
84,000 mm 6

N42 B20 BZ , N46 B20 CA , N46 B20 CC , N46 B20 CD ,

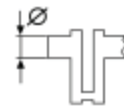
430709-00-4 4 pairs										
-25-4	1-4	PL	CU3	49,973	53,600	17,550	↑ L		1,800	
-50-4				49,993	53,616		↓ L			
-75-4										



BMW (BRILLIANCE)



Type



84,000 mm

7

N 46 B 20 , N46 B20 CB , N46 B20 E ,

400707-00-4										5 pairs
-25-4	1	HL	AL	64,961	70,000	19,850	↑ LO2G	2,508	1 pair	
-50-4				64,980	70,019		↓ L			
-75-4	2	FL	AL	55,961	61,000	23,950	↑ LO2G	2,508	1 pair	
				55,980	61,019		↓ L			
	3,4,5	HL	AL	55,961	61,000	18,850	↑ LO2G	2,508	3 pairs	
				55,980	61,019		↓ L			
430709-00-4										4 pairs
-25-4	1-4	PL	CU3	49,973	53,600	17,550	↑ L	1,800		
-50-4				49,993	53,616		↓ L			
-75-4										

84,000 mm

8

N55 B30 A

400707-00-6										7 pairs
-25-6	1	HL	AL	64,961	70,000	19,850	↑ LO2G	2,508	1 pair	
				64,980	70,019		↓ L			
	4	FL	AL	55,961	61,000	23,950	↑ LO2G	2,508	1 pair	
				55,980	61,019		↓ L			
	2,3,5,6,7	HL	AL	55,961	61,000	18,850	↑ LO2G	2,508	5 pairs	
				55,980	61,019		↓ L			
430708-00-4										4 pairs
-25-4	1-4	PL	CU3	49,973	53,600	17,550	↑ L	1,790		
-50-4				49,993	53,616		↓ L			
-75-4										

85,000 mm

9

N52 B30 AF

400707-00-6										7 pairs
-25-6	1	HL	AL	64,961	70,000	19,850	↑ LO2G	2,508	1 pair	
				64,980	70,019		↓ L			
	4	FL	AL	55,961	61,000	23,950	↑ LO2G	2,508	1 pair	
				55,980	61,019		↓ L			
	2,3,5,6,7	HL	AL	55,961	61,000	18,850	↑ LO2G	2,508	5 pairs	
				55,980	61,019		↓ L			

85,000 mm

10

N52 B30 BF

400707-00-6										7 pairs
-25-6	1	HL	AL	64,961	70,000	19,850	↑ LO2G	2,508	1 pair	
				64,980	70,019		↓ L			
	4	FL	AL	55,961	61,000	23,950	↑ LO2G	2,508	1 pair	
				55,980	61,019		↓ L			
	2,3,5,6,7	HL	AL	55,961	61,000	18,850	↑ LO2G	2,508	5 pairs	
				55,980	61,019		↓ L			
430709-00-6										6 pairs
-25-6	1-6	PL	CU3	49,973	53,600	17,550	↑ L	1,800		
				49,993	53,616		↓ L			

85,000 mm

11

N52 B30

430709-00-6										6 pairs
-25-6	1-6	PL	CU3	49,973	53,600	17,550	↑ L	1,800		
				49,993	53,616		↓ L			







BUICK



siehe Motorenliste
see engline list
voir la liste des moteurs
ver lista de motores
см. список двигателей
تالكر حطلا قمىق رظنا



BUICK

 ENGINE	 \varnothing	4	 ccm	kW			 1 POS
A15SMS	76,500	4	1498	68 kW	B	142	1



76,500 mm **1**

A15SMS

400301-00-4 * **5 pairs**








-25-4	1,2,4,5	HL	AL	54,972	59,000	19,500	↑ LO1G	2,001	4 pairs
-50-4				54,985	59,013		↓ LO1G		
-75-4									
-100-4	3	FL	AL	54,972	59,000	25,900	↑ LO1G	2,001	1 pair
-125-4				54,985	59,013		↓ LO1G		

430302-00-4 **4 pairs**

-25-4	1-4	PL	AL	42,971	46,000	16,600	↑ LO1	1,497	
-50-4				42,987	46,012		↓ LO1		
-75-4									
-100-4									
-125-4									









BUICK (SGM)

							
EXCELLE GT (CP2) 1.6	LDE	06.10 - 12.15	1598	B	89 kW	145	1
EXCELLE XT (CP2) 1.6	LDE	01.10 - 12.15	1598	B	89 kW	145	1

BUICK (SGM)



 ENGINE	 Ø		ccm	kW			 1 POS
LDE	79.000	4	1598	86 - 89 kW	B	145	1



BUICK (SGM)



79,000 mm

1

LDE

400301-00-4 *										5 pairs
-25-4	1,2,4,5	HL	AL	54,972	59,000	19,500	↑ LO1G	2,001	4 pairs	
-50-4				54,985	59,013		↓ LO1G			
-75-4										
-100-4	3	FL	AL	54,972	59,000	25,900	↑ LO1G	2,001	1 pair	
-125-4				54,985	59,013		↓ LO1G			
430302-00-4										4 pairs
-25-4	1-4	PL	AL	42,971	46,000	16,600	↑ LO1	1,497		
-50-4				42,987	46,012		↓ LO1			
-75-4										
-100-4										
-125-4										

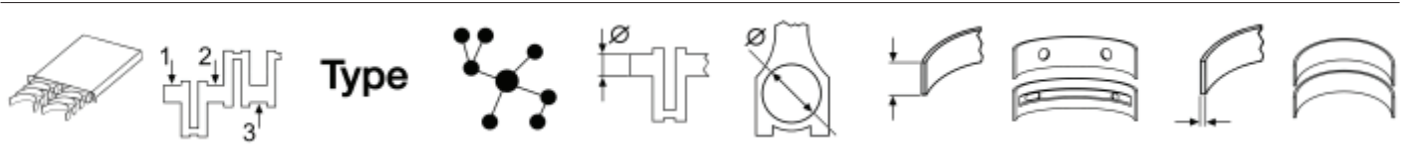
BYD



siehe Motorenliste
see engline list
voir la liste des moteurs
ver lista de motores
см. список двигателей
تالكر حطما قمىق رظنا











ENGINE	\varnothing	ccm		kW		1	POS
F8B	68,500	3	796	30 kW	B	148	1



68,500 mm						1			
F8B									
433506-00-3									3 pairs
-25-3	1-3	PL	AL	37,981	40,998	18,011	↑ LO1	1,491	
-50-3				37,991	41,021		↓ LO1		
-75-3									








CADILLAC

							
BLS Wagon 1.9 D	Z19DTH	12.07	1910	D	110 kW	151	1
BLS 1.9 D	Z19DTH	04.06	1910	D	110 kW	151	1

CADILLAC



 ENGINE	 Ø		ccm	kW			1 POS
Z19DTH	82,000	4	1910	110 kW	D	151	1



82,000 mm







1

Z19DTH

403507-00-4									5 pairs
	1-5	HL	CU3	59,986 60,000	63,705 63,718	20,750	↑ LO2G ↓ L	1,844	
403515-00-4									5 pairs
-25-4	1-5	HL	AL	59,986 60,000	63,705 63,718	20,750	↑ LO2G ↓ L	1,844	
-50-4									
412004-00-1									1 pair
-10-1	1	AS	AL	67,785 68,040	82,425 85,677		↑ G ↓ G	2,485	
-15-1									

CHANGAN



					
	ENGINE	ccm	kW	POS	POS
BENNI 1.3	G 13 B	06.06 - 12.11 1299	B 63 kW	154	1



CHANGAN

ENGINE	ccm			kW	B	154	1 POS	ENGINE	ccm			kW	B	154	1 POS
	Ø	4	1596						Ø	4	1299				
C 16	79,000	4	1596	71 kW	B	154	3	G 13 B	74,000	4	1299	63 - 67 kW	B	154	1
C 20	86,000	4	1998	94 kW	B	154	4	G13BA	74,000	4	1299	50 kW	B	154	2



74,000 mm		1
------------------	--	----------

G 13 B										
403512-00-4										5 pairs
-25-4	1-5	HL	AL	44,980	49,000	18,100	↑ LO1	2,000		
-50-4				44,980	49,000		↓ LO1			
-75-4										
433512-00-4										4 pairs
-25-4	1-4	PL	AL	41,980	45,020	18,100	↑ L	1,490		
-50-4				41,980	45,020		↓ L			
-75-4										

74,000 mm		2
------------------	--	----------

G13BA										
403512-00-4										5 pairs
-25-4	1-5	HL	AL	44,980	49,000	18,100	↑ LO1	2,000		
-50-4				44,980	49,000		↓ LO1			
-75-4										

79,000 mm		3
------------------	--	----------








C 16										
400301-00-4 *										5 pairs
-25-4	1,2,4,5	HL	AL	54,972	59,000	19,500	↑ LO1G	2,001	4 pairs	
-50-4				54,985	59,013		↓ LO1G			
-75-4										
-100-4	3	FL	AL	54,972	59,000	25,900	↑ LO1G	2,001	1 pair	
-125-4				54,985	59,013		↓ LO1G			
430302-00-4										4 pairs
-25-4	1-4	PL	AL	42,971	46,000	16,600	↑ LO1	1,497		
-50-4				42,987	46,012		↓ LO1			
-75-4										
-100-4										
-125-4										

86,000 mm		4
------------------	--	----------






C 20										
403506-00-4 *										5 pairs
-25-4	1,2,4,5	HL	AL	57,982	62,000	19,500	↑ LO1G	1,995	4 pairs	
-50-4				57,995	62,013		↓ LO1G			
	3	FL	AL	57,982	62,000	25,910	↑ LO1G	1,995	1 pair	
				57,995	62,013		↓ LO1G			








CHANGFENG

							
FEILING Geländewagen geschlossen 2.8 D Allrad	4JB1-TL	01.09	2771	D	75 kW	157	3
FEILING Geländewagen geschlossen 2.8 D	4JB1-TL	01.07 - 12.08	2771	D	75 kW	157	3
FEILING Pick-up 2.8 D	4JB1-TL	01.06 - 12.09	2771	D	75 kW	157	3
FEIYANG Geländewagen geschlossen 2.8	4JB1-TL	01.06 - 12.08	2771	D	75 kW	157	3
FEIYANG Pick-up 2.8 TD 4WD	4JB1-TC	01.10	2771	D	68 kW	157	2
FEIYANG Pick-up 2.8 TD	4JB1-TC	02.05	2771	D	68 kW	157	2
FULING 2.8 D	4JB1	01.05 - 01.06	2771	D	57 kW	157	1











			ccm	kW			1 POS
4JB1-TC	93,000	4	2771	68 kW	D	157	2
4JB1-TL	93,000	4	2771	75 kW	D	157	3

			ccm	kW			1 POS
4JB1	93,000	4	2771	57 kW	D	157	1















93,000 mm								1	
4JB1									
403504-00-4								5 pairs	
-25-4	1-5	HL	AL	69,916	73,975	23,000	↑ LO2G	2,004	
-50-4				69,931	74,000		↓ L		
413503-00-1								1 pair	
	1	AS	AL	78,000	92,950		↑ G	2,480	
				78,000	92,950		↓ G		
93,000 mm								2	
4JB1-TC									
403504-00-4								5 pairs	
-25-4	1-5	HL	AL	69,916	73,975	23,000	↑ LO2G	2,004	
-50-4				69,931	74,000		↓ L		
403520-00-4								5 pairs	
-25-4	1-5	HL	AL	69,932	74,000	23,030	↑ LO2G	2,000	
-50-4				69,932	74,000		↓ L		
413503-00-1								1 pair	
	1	AS	AL	78,000	92,950		↑ G	2,480	
				78,000	92,950		↓ G		
433505-00-4								4 pairs	
-25-4	1-4	PL	AL	52,918	55,984	25,800	↑ L	1,513	
-50-4				52,931	55,999		↓ L		
93,000 mm								3	
4JB1-TL									
403504-00-4								5 pairs	
-25-4	1-5	HL	AL	69,916	73,975	23,000	↑ LO2G	2,004	
-50-4				69,931	74,000		↓ L		
433505-00-4								4 pairs	
-25-4	1-4	PL	AL	52,918	55,984	25,800	↑ L	1,513	
-50-4				52,931	55,999		↓ L		

							
			ccm		kW		1 POS
AGILE 1.4 Flex	LKF(85CUL4)	10.09	1389	B/E	75 kW	168	15
AGILE 1.4	X 14 YEH	10.09	1389	B	68 kW	168	15
ASTRA Kombi 1.7 TD	X 17 DT	02.96 - 06.98	1686	D	51 kW	169	19
ASTRA Kombi 1.8	Z 18 XE	08.02 - 06.05	1796	B	92 kW	170	22
ASTRA Kombi 2.0 (35)	C 20 NE	09.94 - 12.11	1998	B	85 kW	173	36
ASTRA Kombi 2.0	C 20 SEL	08.02 - 07.05	1998	B	100 kW	173	36
ASTRA Kombi 2.0	X 20 XEV	10.99 - 07.02	1998	B	94 kW	173	36
ASTRA Schrägheck 1.7 Di	Y 17 DT	08.00 - 08.03	1686	D	55 kW	169	19
ASTRA Schrägheck 1.7 TD	X 17 DT	02.96 - 06.98	1686	D	51 kW	169	19
ASTRA Schrägheck 1.8 (08, 48)	C 18 NE	09.98 - 12.11	1796	B	81 kW	172	30
ASTRA Schrägheck 1.8 (08, 48)	C 18 YE	09.98 - 12.11	1796	B	81 kW	172	31
ASTRA Schrägheck 1.8	Z 18 XE	08.02 - 06.05	1796	B	92 kW	170	22
ASTRA Schrägheck 2.0 (08, 48)	C 20 SEL	02.99 - 07.05	1998	B	100 kW	173	36
ASTRA Schrägheck 2.0 Confort Flexpower (08, 48)	X 20 XE	04.04 - 02.09	1998	B/E	93 kW	173	36
ASTRA Schrägheck 2.0 DTi	Y 20 DTH	08.02 - 12.11	1995	D	74 kW	171	29
ASTRA Schrägheck 2.0	C 20 NE	10.98 - 12.11	1998	B	85 kW	173	36
ASTRA Schrägheck 2.0	C 20 SEJ	03.99 - 07.02	1998	B	82 kW	173	36
ASTRA Schrägheck 2.0	X 20 XEV	03.99 - 07.02	1998	B	94 kW	173	36
ASTRA Schrägheck 2.0	X 20 XE	04.04 - 02.09	1998	B	89 kW	173	36
ASTRA Stufenheck 1.8 Flexfuel	C 18 NE	03.99 - 12.11	1796	B	81 kW	172	30
ASTRA Stufenheck 1.8 Flexfuel	C 18 YE	03.99 - 12.11	1796	B	81 kW	172	31
ASTRA Stufenheck 1.8	C 18 NE	10.98 - 12.03	1796	B	81 kW	172	30
ASTRA Stufenheck 1.8	Z 18 XEL	10.98 - 12.03	1796	B	81 kW	170	22
ASTRA Stufenheck 1.8	Z 18 XER	08.06 - 03.09	1796	B	103 kW	170	22
ASTRA Stufenheck 1.8	Z 18 XE	08.02 - 06.05	1796	B	92 kW	170	22
ASTRA Stufenheck 2.0 Confort Flexpower (69)	X 20 XE	04.04 - 02.09	1998	B/E	93 kW	173	36
ASTRA Stufenheck 2.0 DI	X 20 DTL	01.99 - 07.03	1995	D	61 kW	171	29
ASTRA Stufenheck 2.0 DTi GLS	Y 20 DTH	10.99 - 12.11	1995	D	74 kW	171	29
ASTRA Stufenheck 2.0 GLS (69)	C 20 SEL	02.99 - 12.11	1998	B	100 kW	173	36
ASTRA Stufenheck 2.0 GLS	X 20 XEV	03.99 - 07.02	1998	B	94 kW	173	36
AVEO / KALOS Schrägheck (T200) 1.6	L91	09.03 - 12.07	1598	B	77 kW	169	18
AVEO / KALOS Schrägheck (T250, T255) 1.4 Flexfuel	A 14 XER	07.11 - 03.13	1398	B/E	69 kW	168	11
AVEO / KALOS Schrägheck (T250, T255) 1.4	A 14 XER	02.07	1398	B	74 kW	168	11
AVEO Schrägheck (T300) 1.2 LPG	A 12 XER	11.12 - 12.15	1229	B/G	63 kW	168	11
AVEO Schrägheck (T300) 1.2	A 12 XEL	03.11	1229	B	51 kW	168	11
AVEO Schrägheck (T300) 1.2	A 12 XER	03.11	1229	B	63 kW	168	11
AVEO Schrägheck (T300) 1.3 D	LDV	07.11 - 12.15	1248	D	55 kW	166	4
AVEO Schrägheck (T300) 1.3 D	LSF	07.11 - 12.15	1248	D	70 kW	166	4
AVEO Schrägheck (T300) 1.6 Flex	LDE	06.12	1598	B/E	88 kW	169	16
AVEO Schrägheck (T300) 1.6	F16D4	03.11	1598	B	85 kW	169	16
AVEO Schrägheck (T300) 1.6	F16D4	06.11	1598	B	88 kW	169	16
AVEO Schrägheck (T300) 1.6	LDE	03.11	1598	B	85 kW	169	16
AVEO Schrägheck (T300) 1.6	LDE	06.11	1598	B	88 kW	169	16
AVEO Schrägheck (T300) 1.8 Flexfuel	LUW	09.13 - 07.15	1796	B/E	101 kW	170	23
AVEO Schrägheck (T300) 1.8 Flexfuel	LUW	07.15 - 12.18	1796	B/E	103 kW	170	23
AVEO Schrägheck (T300) 1.8	LUW	09.11 - 07.15	1796	B	101 kW	170	23
AVEO Schrägheck (T300) 1.8	LUW	07.15 - 12.18	1796	B	103 kW	170	23
AVEO Stufenheck (T300) 1.2 LPG	A 12 XER	11.12 - 12.15	1229	B/G	63 kW	168	11
AVEO Stufenheck (T300) 1.2	A 12 XEL	03.11	1229	B	51 kW	168	11
AVEO Stufenheck (T300) 1.2	A 12 XER	03.11	1229	B	63 kW	168	11
AVEO Stufenheck (T300) 1.3 D	LDV	07.11 - 12.15	1248	D	55 kW	166	4
AVEO Stufenheck (T300) 1.3 D	LSF	07.11 - 12.15	1248	D	70 kW	166	4
AVEO Stufenheck (T300) 1.4	A 14 XER	07.11	1398	B	74 kW	168	11
AVEO Stufenheck (T300) 1.6 Flexfuel	LDE	06.12	1598	B/E	88 kW	169	16
AVEO Stufenheck (T300) 1.6	F16D4	03.11	1598	B	85 kW	169	16
AVEO Stufenheck (T300) 1.6	LDE	03.11	1598	B	85 kW	169	16
AVEO Stufenheck (T300) 1.8 Flexfuel	LUW	09.13 - 07.15	1796	B/E	101 kW	170	23
AVEO Stufenheck (T300) 1.8 Flexfuel	LUW	07.15 - 12.18	1796	B/E	103 kW	170	23
AVEO Stufenheck (T300) 1.8	LUW	09.11 - 07.15	1796	B	101 kW	170	23
BLAZER S10 2.5 D	4JA1	10.94 - 05.05	2499	D	81 kW	173	38
CALIBRA 2.0 16V	C 20 XE	10.93 - 03.96	1998	B	110 kW	173	36
CAPTIVA (C100, C140) 2.0 D 4WD	Z 20 S	10.06 - 12.09	1991	D	93 kW	171	28










CHEVROLET






							
CAPTIVA (C100, C140) 2.0 D 4WD	Z 20 S	10.06	1991	D	110 kW	171	28
CAPTIVA (C100, C140) 2.0 D	Z 20 S	09.07	1991	D	110 kW	171	28
CAPTIVA (C100, C140) 2.0 D	Z 20 S	10.06 - 12.09	1991	D	93 kW	171	28
CELTA 1.0 Flexpower (08, 48)	LNL(61CUL4)	04.06 - 12.08	999	B/E	52 kW	167	8
CELTA 1.0 LS (08, 48)	L19(61CUL4)	08.02	999	B	52 kW	167	8
CELTA 1.0 Life Flexpower (08, 48)	LNL(61CUL4)	01.09 - 04.15	999	B/E	57 kW	167	8
CELTA 1.0 Life Flexpower (08, 48)	LNL(61CUL4)	06.05 - 03.06	999	B/E	52 kW	167	8
CELTA 1.4 (08, 48)	C 14 SE	04.06 - 12.06	1389	B	63 kW	168	15
CELTA 1.4 (08, 48)	LQ5(85CUL4)	04.06 - 12.06	1389	B	63 kW	168	15
CELTA 1.4 Super (08, 48)	LQ5(85CUL4)	06.03 - 12.06	1389	B	63 kW	168	15
CHEVY Kombi 1.4	Z 14 XE	08.02 - 09.06	1389	B	66 kW	168	15
CHEVY Kombi 1.6	C 16 SEI	08.95 - 07.02	1598	B	72 kW	169	16
CHEVY Kombi 1.6	Z 16 XE	08.02 - 09.06	1598	B	74 kW	169	16
CHEVY Stufenheck 1.4	C 14 NZ	09.00 - 12.00	1389	B	44 kW	168	15
CHEVY Stufenheck 1.4	Z 14 XE	08.02 - 09.06	1389	B	66 kW	168	15
CHEVY Stufenheck 1.6	C 16 SEI	09.96 - 05.10	1598	B	75 kW	169	16
CHEVY Stufenheck 1.6	C 16 SEI	08.95 - 07.02	1598	B	72 kW	169	16
CHEVY Stufenheck 1.6	Z 16 XE	08.02	1598	B	74 kW	169	16
CHEVY 1.4	C 14 NZ	12.95 - 07.06	1389	B	44 kW	168	15
CHEVY 1.4	C 14 NZ	09.00 - 07.06	1389	B	45 kW	168	15
CHEVY 1.4	Z 14 XE	06.95 - 07.06	1389	B	66 kW	168	15
CHEVY 1.6	C 16 SEI	08.95 - 07.02	1598	B	72 kW	169	16
CLASSIC Kombi 1.4	X 14 XE	01.02 - 10.12	1389	B	68 kW	168	15
CLASSIC Schrägheck 1.4	X 14 XE	01.10 - 10.12	1389	B	68 kW	168	15
CLASSIC 1.0 Life Flexpower (19)	LNL(61CUL4)	12.08 - 12.16	999	B/E	57 kW	167	8
CLASSIC 1.0 VHC (19)	L19(61CUL4)	01.03 - 12.05	999	B	52 kW	167	8
CLASSIC 1.0 VHC Flex (19)	LNL(61CUL4)	01.06 - 12.08	999	B/E	53 kW	167	8
CLASSIC 1.4	X 14 XE	01.10	1389	B	68 kW	168	15
COBALT 1.3 D	Z 13 DT	03.13	1248	D	55 kW	166	4
COBALT 1.4 Flex	LKF(85CUL4)	11.11 - 12.16	1389	B/E	75 kW	168	15
COBALT 1.4 Flex	LKF(85CUL4)	01.17	1389	B/E	78 kW	168	15
COBALT 1.4 Flex	LKJ(85CUL4)	01.17	1389	B/E	78 kW	168	15
COBALT 1.4 Flex	X 14 YF	11.11 - 12.16	1389	B/E	75 kW	168	15
COBALT 1.8 Econoflex	N18XFH	08.12 - 12.16	1796	B/E	79 kW	170	24
COBALT 1.8 Flex	N18XFH	10.18	1796	B/E	78 kW	170	24
COBALT 1.8 Flexfuel	N18XFH	01.17	1796	B/E	82 kW	170	24
COBALT 1.8	N18XFH	05.12	1796	B	78 kW	170	24
COLORADO Extended Cab Pickup 2.5 Heckantrieb	4JA1	01.04 - 12.12	2499	D	81 kW	173	38
COMBO 1.3 CDTI	Z 13 DTJ	10.06 - 10.12	1248	D	55 kW	166	4
COMBO 1.4	Z 14 XEP	10.06 - 10.12	1364	B	66 kW	168	12
COMBO 1.6	Z 16 SE	04.01 - 09.06	1598	B	67 kW	169	16
COMBO 1.7 D	Y 17 DTL	04.01 - 09.06	1686	D	44 kW	169	19
CORSA Kombi 1.0 Super MPFI (35)	X 10 YE	04.99 - 07.03	995	B	50 kW	167	6
CORSA Kombi 1.4	X 14 YEH	01.09 - 07.12	1389	B	68 kW	168	15
CORSA Kombi 1.6 GLS (35)	C 16 NE	01.96 - 11.07	1598	B	68 kW	169	16
CORSA Kombi 1.6 GLS (35)	L01(98CUL4)	01.96 - 11.07	1598	B	68 kW	169	16
CORSA Kombi 1.6 GS (35)	L91	01.96 - 07.02	1598	B	75 kW	169	18
CORSA Kombi 1.6 GS (35)	X 16 XE	01.96 - 07.02	1598	B	75 kW	169	16
CORSA Kombi 1.7 D	Y 17 DTL	08.00 - 07.02	1686	D	44 kW	169	19
CORSA Pick-up 1.0	X 10 E	08.97 - 07.00	999	B	44 kW	167	7
CORSA Pick-up 1.0	X 10 YE	08.97 - 07.02	995	B	50 kW	167	6
CORSA Pick-up 1.4 GLS	C 14 NZ	08.94 - 07.97	1389	B	44 kW	168	15
CORSA Pick-up 1.4	Z 14 XE	08.02 - 09.06	1389	B	66 kW	168	15
CORSA Pick-up 1.6 (80)	C 16 NE	08.94 - 12.03	1598	B	68 kW	169	16
CORSA Pick-up 1.6 (80)	L01(98CUL4)	08.94 - 12.03	1598	B	68 kW	169	16
CORSA Pick-up 1.6	C 16 SEI	08.95 - 07.02	1598	B	72 kW	169	16
CORSA Pick-up 1.6	Z 16 SE	08.01 - 12.11	1598	B	62 kW	169	16
CORSA Pick-up 1.6	Z 16 XE	08.02 - 09.06	1598	B	74 kW	169	16
CORSA Pick-up 1.7 DTi	Y 17 DT	08.01 - 12.11	1686	D	55 kW	169	19
CORSA Pick-up 1.7 D	Y 17 DTL	08.00 - 07.02	1686	D	44 kW	169	19
CORSA Schrägheck 1.0 (08, 68)	C 10 NE	03.94 - 07.03	999	B	44 kW	167	6
CORSA Schrägheck 1.0 (08, 68)	X 10 E	03.94 - 07.03	999	B	44 kW	167	7

			ccm		kw		1 POS
CORSA Schrägheck 1.0 (08, 68, 73, 78)	B 10 NZ	03.94 - 07.00	999	B	37 kW	166	5
CORSA Schrägheck 1.0 16V (08, 68, 73, 78)	X 10 YE	08.97 - 10.02	995	B	50 kW	167	6
CORSA Schrägheck 1.0 Joy Flex	LNL(61CUL4)	09.05 - 12.09	999	B/E	58 kW	167	8
CORSA Schrägheck 1.0 Joy	L19(61CUL4)	02.02 - 08.05	999	B	52 kW	167	8
CORSA Schrägheck 1.4 GLS (08, 68, 73, 78)	C 14 NZ	06.94 - 07.97	1389	B	44 kW	168	15
CORSA Schrägheck 1.4 GLS (08, 68, 73, 78)	LQ5(85CUL4)	06.94 - 07.97	1389	B	44 kW	168	15
CORSA Schrägheck 1.4 Maxx Flex	LKF(85CUL4)	06.07	1389	B/E	77 kW	168	15
CORSA Schrägheck 1.4 Maxx Flex	X 14 YEH	06.07	1389	B/E	77 kW	168	15
CORSA Schrägheck 1.4 Maxx Flex	X 14 YFH	06.07	1389	B/E	77 kW	168	15
CORSA Schrägheck 1.4	X 14 YEH	07.07	1389	B	68 kW	168	15
CORSA Schrägheck 1.4	X 14 YEH	01.09	1389	B	70 kW	168	15
CORSA Schrägheck 1.4	Z 14 XE	09.01 - 07.02	1389	B	66 kW	168	15
CORSA Schrägheck 1.6 GLS (08, 68)	C 16 NE	08.94 - 09.10	1598	B	68 kW	169	16
CORSA Schrägheck 1.6 GLS (08, 68)	L01(98CUL4)	08.94 - 09.10	1598	B	68 kW	169	16
CORSA Schrägheck 1.6 GSI 16V SFI (08)	C 16 XE	08.94 - 07.97	1598	B	80 kW	169	16
CORSA Schrägheck 1.6 GSI 16V SFI (08)	L91	08.94 - 07.97	1598	B	80 kW	169	18
CORSA Schrägheck 1.6 GSI 16V SFI (08)	X 16 XE	08.94 - 07.97	1598	B	80 kW	169	16
CORSA Schrägheck 1.6 GS	L91	01.96 - 07.02	1598	B	75 kW	169	18
CORSA Schrägheck 1.6 GS	X 16 XE	01.96 - 07.02	1598	B	75 kW	169	16
CORSA Schrägheck 1.7 D	Y 17 DTL	08.00 - 05.08	1686	D	44 kW	169	19
CORSA Schrägheck 1.7 D	Y 17 DTL	02.02 - 03.09	1686	D	48 kW	169	19
CORSA Schrägheck 1.7 D	Y 17 DTL	02.02 - 05.05	1686	D	44 kW	169	19
CORSA Schrägheck 1.8 Flex	X 18 XE	08.02 - 12.10	1799	B/E	84 kW	171	27
CORSA Schrägheck 1.8 Flexpower	C 18 NE1	06.03 - 08.05	1796	B/E	80 kW	172	30
CORSA Schrägheck 1.8	C 18 NE	02.02 - 08.05	1796	B	75 kW	172	30
CORSA Schrägheck 1.8	LJ1(110CUL4)	02.02 - 08.05	1796	B	75 kW	170	22
CORSA Stufenheck 1.0 (19)	C 10 NE	03.94 - 12.02	999	B	44 kW	167	6
CORSA Stufenheck 1.0 (19)	X 10 E	03.94 - 12.02	999	B	44 kW	167	7
CORSA Stufenheck 1.0 (19, 98)	X 10 YE	08.97 - 10.04	995	B	50 kW	167	6
CORSA Stufenheck 1.0 Joy (19)	L19(61CUL4)	02.02 - 08.05	999	B	52 kW	167	8
CORSA Stufenheck 1.0 Premium Flex (19)	LNL(61CUL4)	09.05 - 12.09	999	B/E	58 kW	167	8
CORSA Stufenheck 1.0 Super Flex (19)	LNL(61CUL4)	01.06 - 11.08	999	B/E	53 kW	167	8
CORSA Stufenheck 1.4 GLS	C 14 NZ	08.94 - 07.97	1389	B	44 kW	168	15
CORSA Stufenheck 1.4 Maxx Flex	LKF(85CUL4)	06.07	1389	B/E	77 kW	168	15
CORSA Stufenheck 1.4 Maxx Flex	X 14 YEH	06.07	1389	B/E	77 kW	168	15
CORSA Stufenheck 1.4 Maxx Flex	X 14 YFH	06.07	1389	B/E	77 kW	168	15
CORSA Stufenheck 1.4	X 14 YEH	07.07	1389	B	68 kW	168	15
CORSA Stufenheck 1.6 GLS (19)	L01(98CUL4)	08.94 - 05.08	1598	B	68 kW	169	16
CORSA Stufenheck 1.6 GS	L91	01.96 - 07.02	1598	B	75 kW	169	18
CORSA Stufenheck 1.6 GS	X 16 XE	01.96 - 07.02	1598	B	75 kW	169	16
CORSA Stufenheck 1.7 D	Y 17 DTL	02.98 - 05.05	1686	D	44 kW	169	19
CORSA Stufenheck 1.7 D	Y 17 DTL	02.02 - 03.09	1686	D	48 kW	169	19
CORSA Stufenheck 1.8 Flex	X 18 XE	08.02 - 12.09	1799	B/E	84 kW	171	27
CORSA Stufenheck 1.8 Flex	X 18 XF	08.02	1796	B/E	84 kW	171	26
CORSA Stufenheck 1.8 Flex	X 18 XF	08.02 - 12.09	1796	B/E	84 kW	171	26
CORSA Stufenheck 1.8 Flexpower	C 18 NE1	06.03 - 08.05	1796	B/E	80 kW	172	30
CORSA Stufenheck 1.8	C 18 NE	02.02	1796	B	75 kW	172	30
CORSA Stufenheck 1.8	LJ1(110CUL4)	02.02	1796	B	75 kW	170	22
CORSA Stufenheck 1.8	LJ1	09.02 - 12.08	1796	B	83 kW	170	22
CRUZE (J300) 1.4	A 14 NET	09.10	1364	B	103 kW	167	9
CRUZE (J300) 1.4	A 14 XER	07.13	1398	B	74 kW	168	11
CRUZE (J300) 1.6	F16D4	05.09	1598	B	91 kW	169	16
CRUZE (J300) 1.6	F16D4	05.09	1598	B	83 kW	169	16
CRUZE (J300) 1.6	LDE	05.09	1598	B	91 kW	169	16
CRUZE (J300) 1.6	LDE	05.09	1598	B	83 kW	169	16
CRUZE (J300) 1.6	LDE	12.12	1598	B	86 kW	169	16
CRUZE (J300) 1.7 TD	A 17 DTE	11.13	1686	D	81 kW	169	19
CRUZE (J300) 1.8 Flex	LUW	10.11 - 12.16	1796	B/E	106 kW	170	23
CRUZE (J300) 1.8 Flex	LUW	09.13	1796	B/E	101 kW	170	23
CRUZE (J300) 1.8 Flex	LUW	08.15	1796	B/E	103 kW	170	23
CRUZE (J300) 1.8	LUW	05.09	1796	B	101 kW	170	23
CRUZE (J300) 1.8	LUW	11.09	1796	B	103 kW	170	23










CHEVROLET

							
CRUZE Schrägheck (J305) 1.4	A 14 NET	06.12	1364	B	103 kW	167	9
CRUZE Schrägheck (J305) 1.4	A 14 XER	07.13 - 12.15	1398	B	74 kW	168	11
CRUZE Schrägheck (J305) 1.6	F16D4	06.11	1598	B	91 kW	169	16
CRUZE Schrägheck (J305) 1.6	F16D4	12.12	1598	B	86 kW	169	16
CRUZE Schrägheck (J305) 1.6	LDE	06.11	1598	B	91 kW	169	16
CRUZE Schrägheck (J305) 1.6	LDE	12.12	1598	B	86 kW	169	16
CRUZE Schrägheck (J305) 1.6	LDE	12.12	1598	B	83 kW	169	16
CRUZE Schrägheck (J305) 1.7 TD	A 17 DTE	08.13 - 12.15	1686	D	81 kW	169	19
CRUZE Schrägheck (J305) 1.8 Flex	LUW	10.11 - 12.16	1796	B/E	106 kW	170	23
CRUZE Station Wagon (J308) 1.4	A 14 XER	07.13 - 12.15	1398	B	74 kW	168	11
CRUZE Station Wagon (J308) 1.6	LDE	08.12 - 12.15	1598	B	91 kW	169	16
CRUZE Station Wagon (J308) 1.6	LDE	12.12 - 12.15	1598	B	86 kW	169	16
CRUZE Station Wagon (J308) 1.7 TD	A 17 DTE	11.13 - 12.15	1686	D	81 kW	169	19
CRUZE Stufenheck (J400) CDTi	B 16 DTH	11.15	1598	D	99 kW	169	20
ENJOY 1.3 D STR	LDV	05.13 - 05.16	1248	D	57 kW	166	4
ENJOY 1.3 D	LDV	10.15 - 10.17	1248	D	55 kW	166	4
EPICA (KL1_) 2.0 D	Z 20 S	01.07 - 12.11	1991	D	110 kW	171	28
EPICA (KL1_) 2.0	C 20 SED	01.05 - 12.06	1998	B	94 kW	173	36
EPICA (KL1_) 2.0	X 20 D1	06.06 - 12.11	1993	B	105 kW	168	13
EVANDA 2.0	X 20 SED	03.05 - 12.06	1998	B	96 kW	173	36
GRAND VITARA 2.0 HDI 4WD	RHZ	09.99 - 08.03	1997	D	80 kW	172	33
GRAND VITARA 2.0 TD	RF	09.99 - 08.03	1998	D	65 kW	173	35
IPANEMA 1.8 (15, 35)	LN4(110CUL4)	03.91 - 12.97	1796	B	72 kW	172	32
IPANEMA 1.8 Álcool (15, 35)	LT4(110CUL4)	03.91 - 12.97	1796	E	73 kW	172	32
IPANEMA 1.8 Álcool	LB5(110CUL4)	08.89 - 02.91	1796	E	70 kW	172	32
IPANEMA 1.8	LN4(110CUL4)	08.89 - 02.91	1796	B	70 kW	172	32
IPANEMA 2.0 (35)	L75(122CUL4)	03.91 - 12.97	1998	B	81 kW	172	34
IPANEMA 2.0 Álcool (35)	LT0(122CUL4)	03.91 - 12.97	1998	E	85 kW	172	34
JOY PLUS Stufenheck 1.0 Flex	LKL(61CUL4)	11.19	999	B/E	59 kW	167	8
JOY Schrägheck 1.0 Flex	LKL(61CUL4)	11.19	999	B/E	59 kW	167	8
KADETT 1.8 (08)	LN4(110CUL4)	05.89 - 02.91	1796	B	70 kW	172	32
KADETT 1.8 (08, 31)	LH8(110CUL4)	03.91 - 07.99	1796	B	72 kW	172	32
KADETT 1.8 Álcool (08)	LB5(110CUL4)	05.89 - 02.91	1796	E	70 kW	172	32
KADETT 1.8 Álcool (08)	LT4(110CUL4)	03.91 - 12.97	1796	E	73 kW	172	32
KADETT 2.0 (08)	L75(122CUL4)	03.91 - 12.97	1998	B	81 kW	172	34
KADETT 2.0 Álcool (08)	C 20 NE	03.91 - 12.97	1998	E	85 kW	173	36
KADETT 2.0 Álcool (08)	LT0(122CUL4)	03.91 - 12.97	1998	E	85 kW	172	34
KADETT 2.0	C 20 NE	02.91 - 12.98	1998	B	90 kW	173	36
LANOS Stufenheck 1.5	A15SMS	11.05 - 12.18	1498	B	64 kW	168	14
LANOS Stufenheck 1.5	A15SMS	11.05 - 12.10	1498	B	63 kW	168	14
LUV 2.2	C 22 NE	09.96 - 12.05	2198	B	86 kW	173	36
LUV 2.5 TD AWD	4JA1-T	01.99 - 08.01	2499	D	59 kW	173	38
LUV 2.5 TD	4JA1-T	02.92 - 11.99	2499	D	58 kW	173	38
LUV 2.5 TD	4JA1-T	03.99 - 04.06	2499	D	59 kW	173	38
MATIZ (M200, M250) 0.8 LPG	F8CV	03.05 - 12.07	796	B/G	38 kW	166	2
MATIZ (M200, M250) 0.8	F8CV	03.05 - 12.13	796	B	38 kW	166	2
MATIZ (M200, M250) 0.8	F8CV	10.10	796	B	37 kW	166	2
MATIZ (M200, M250) 1.0	B10S	03.05 - 12.07	995	B	47 kW	166	1
MATIZ (M200, M250) 1.0	B10S	01.08 - 12.13	995	B	46 kW	166	1
MERIVA 1.4 Flex (75)	LKF(85CUL4)	09.08 - 07.12	1389	B/E	77 kW	168	15
MERIVA 1.4 Flex (75)	X 14 YEH	09.08 - 07.12	1389	B/E	77 kW	168	15
MERIVA 1.4	X 14 YEH	07.07 - 07.12	1389	B	73 kW	168	15
MERIVA 1.8 (75)	C 18 NE	02.02 - 07.12	1796	B	75 kW	172	30
MERIVA 1.8 (75)	C 18 SEL	08.02 - 02.06	1796	B	90 kW	172	31
MERIVA 1.8 (75)	LJ1(110CUL4)	02.02 - 07.12	1796	B	75 kW	170	22
MERIVA 1.8 (75)	X 18 XE1	08.02 - 02.06	1796	B	90 kW	170	25
MERIVA 1.8 Flex (75)	C 18 NE1	11.03 - 08.05	1796	B/E	81 kW	172	30
MERIVA 1.8 Flex (75)	X 18 XF	03.03 - 07.12	1796	B/E	84 kW	171	26
MERIVA 1.8	Z 18 XE	05.03 - 12.08	1796	B	92 kW	170	22
MONTANA Kasten/Kombi (M80_) 1.4 Flex	LKF(85CUL4)	01.13 - 12.14	1389	B/E	75 kW	168	15
MONTANA Kasten/Kombi 1.4 Flex	LKF(85CUL4)	12.07 - 10.10	1389	B/E	77 kW	168	15
MONTANA Pick-up 1.3 CDTi	LDP	01.11	1248	D	55 kW	166	3

			ccm		kw		1 POS
MONTANA Pick-up 1.4 Conquest Flex (80)	LKF(85CUL4)	07.07 - 10.10	1389	B/E	77 kW	168	15
MONTANA Pick-up 1.4 Conquest Flex (80)	X 14 YFH	07.07 - 10.10	1389	B/E	77 kW	168	15
MONTANA Pick-up 1.4 LS Flex	X 14 YFH	11.10 - 12.15	1389	B/E	75 kW	168	15
MONTANA Pick-up 1.4	X 14 YEH	01.11	1389	B	68 kW	168	15
MONTANA Pick-up 1.4	X 14 YFH	01.11	1389	B	68 kW	168	15
MONTANA Pick-up 1.8 Flexpower (80)	X 18 XF	08.03 - 12.05	1796	B/E	80 kW	171	26
MONTANA Pick-up 1.8 Flexpower (80)	X 18 XF	09.05 - 09.10	1796	B/E	84 kW	171	26
MONTANA Pick-up 1.8	LJ1	01.04 - 08.05	1796	B	75 kW	170	22
MONTANA Pick-up 1.8	LJ1	09.05 - 10.10	1796	B	82 kW	170	22
MONTANA Pick-up 1.8	LJ1	08.03 - 10.10	1796	B	77 kW	170	22
MONTANA Pick-up 1.8	LJ1	11.10	1796	B	77 kW	170	22
MONTANA Pick-up 1.8	X 18 XF	01.11	1796	B	78 kW	171	26
MONZA Schrägheck 1.6	16S	01.82 - 12.86	1598	B	54 kW	170	21
MONZA Schrägheck 1.8 Álcool S/R	LB5(110CUL4)	09.85 - 12.88	1796	E	78 kW	172	32
MONZA Schrägheck 1.8 Álcool	LV5(110CUL4)	01.84 - 12.88	1796	E	71 kW	172	32
MONZA Schrägheck 1.8	LN4(110CUL4)	01.87 - 12.88	1796	B	70 kW	172	32
MONZA Schrägheck 1.8	LP8(110CUL4)	01.87 - 12.88	1796	B	70 kW	172	32
MONZA Schrägheck 1.8	LP8(110CUL4)	10.82 - 12.84	1796	B	61 kW	172	32
MONZA Schrägheck 1.8	LP8(110CUL4)	01.85 - 12.85	1796	B	62 kW	172	32
MONZA Schrägheck 1.8	LP8(110CUL4)	01.86 - 12.86	1796	B	64 kW	172	32
MONZA 1.6	16S	04.83 - 12.86	1598	B	54 kW	170	21
MONZA 1.8 Álcool	LB5(110CUL4)	01.84 - 12.94	1796	E	71 kW	172	32
MONZA 1.8 Álcool	LB5(110CUL4)	02.86 - 12.91	1796	E	73 kW	172	32
MONZA 1.8 Álcool	LT4(110CUL4)	01.84 - 12.94	1796	E	71 kW	172	32
MONZA 1.8 Álcool	LT4(110CUL4)	01.92 - 12.94	1796	E	71 kW	172	32
MONZA 1.8 Álcool	LV5(110CUL4)	01.84 - 12.94	1796	E	71 kW	172	32
MONZA 1.8	LH8(110CUL4)	01.84 - 12.95	1796	B	73 kW	172	32
MONZA 1.8	LN4(110CUL4)	01.87 - 12.91	1796	B	70 kW	172	32
MONZA 1.8	LP8(110CUL4)	01.87 - 12.91	1796	B	70 kW	172	32
MONZA 1.8	LP8(110CUL4)	04.83 - 12.84	1796	B	61 kW	172	32
MONZA 1.8	LP8(110CUL4)	01.85 - 12.85	1796	B	62 kW	172	32
MONZA 1.8	LP8(110CUL4)	01.86 - 12.86	1796	B	64 kW	172	32
MONZA 2.0 Álcool	LT0(122CUL4)	03.91 - 12.96	1998	E	85 kW	172	34
MONZA 2.0	L75(122CUL4)	03.91 - 12.96	1998	B	81 kW	172	34
NIVA (2123) 1.8 4x4	Z 18 XE	01.07 - 12.09	1796	B	92 kW	170	22
NUBIRA Kombi 2.0 D	Z 20 S	01.07 - 12.11	1991	D	89 kW	171	28
NUBIRA Stufenheck 2.0 D	Z 20 S	01.05 - 12.11	1991	D	89 kW	171	28
OMEGA SUPREMA 2.0 (35)	C 20 NE	04.93 - 12.94	1998	B	89 kW	173	36
OMEGA SUPREMA 2.0 Álcool (35)	L78(122CUL4)	04.93 - 12.95	1998	E	96 kW	172	34
OMEGA SUPREMA 2.0	C 20 NE	09.96 - 09.00	1998	B	89 kW	173	36
OMEGA SUPREMA 2.0	C 20 NE	01.95 - 05.96	1998	B	80 kW	173	36
OMEGA SUPREMA 2.2 (35)	C 22 NE	10.94 - 12.98	2198	B	85 kW	173	36
OMEGA SUPREMA 2.2 (35)	C 22 NE	10.94 - 12.96	2198	B	88 kW	173	36
OMEGA 2.0 (19)	C 20 NE	09.92 - 12.94	1998	B	89 kW	173	36
OMEGA 2.0 Álcool (19)	C 20 NE	03.93 - 12.95	1998	E	96 kW	173	36
OMEGA 2.0 Álcool (19)	L78(122CUL4)	03.93 - 12.95	1998	E	96 kW	172	34
OMEGA 2.0	C 20 NE	01.92 - 03.93	1998	B	85 kW	173	36
OMEGA 2.0	C 20 NE	03.93 - 12.95	1998	B	80 kW	173	36
OMEGA 2.2 (19)	C 22 NE	10.94 - 12.98	2198	B	85 kW	173	36
OMEGA 2.2 (19)	C 22 NE	10.94 - 12.98	2198	B	88 kW	173	36
OMEGA 2.2	C 22 NE	04.94 - 10.97	2198	B	90 kW	173	36
ONIX 1.0 Flexfuel	LKL(61CUL4)	08.12 - 10.19	999	B/E	59 kW	167	8
ONIX 1.4 Flexfuel	LKJ(85CUL4)	01.12 - 10.19	1389	B/E	78 kW	168	15
OPTRA Kombi 2.0	C 20 XE	09.05 - 12.06	1998	B	94 kW	173	36
OPTRA Kombi 2.0	C 20 XE	09.06 - 12.07	1998	B	94 kW	173	36
OPTRA Schrägheck 2.0	C 20 XE	09.06 - 12.07	1998	B	94 kW	173	36
OPTRA 2.0	X 20 SED	06.99 - 07.03	1998	B	98 kW	173	36
ORLANDO (J309) 1.5 D	B 16 DTH	01.13	1598	D	99 kW	169	20
ORLANDO (J309) 1.6 D	B 16 DTH	01.13	1598	D	99 kW	169	20
PRISMA 1.0 Joy Flexpower (69)	LNL(61CUL4)	03.09 - 01.11	999	B/E	57 kW	167	8
PRISMA 1.0 LT Flex	LKL(61CUL4)	01.13 - 10.19	999	B/E	59 kW	167	8
PRISMA 1.4 (69)	X 14 YFL	09.11 - 11.13	1389	B	63 kW	168	15









CHEVROLET

							
PRISMA 1.4 (69)	X 14 YFL	10.06 - 02.09	1389	B	71 kW	168	15
PRISMA 1.4 Flex (69)	LKF(85CUL4)	10.06 - 02.13	1389	B/E	71 kW	168	15
PRISMA 1.4 LTZ Flex	LKJ(85CUL4)	01.13 - 10.19	1389	B/E	78 kW	168	15
S10 BLAZER 2.2	B 22 NZ	03.95 - 12.00	2198	B	83 kW	172	34
S10 Pick-up 2.2 (6, 7)	B 22 NZ	08.97 - 04.00	2198	B	83 kW	172	34
S10 Pick-up 2.5 STD	4JA1-L	08.15	2499	D	58 kW	173	38
SAIL Schrägheck 1.2	Z 12 XE	01.13 - 10.17	1199	B	63 kW	167	10
SAIL Schrägheck 1.3 D	LDV	01.13 - 10.17	1248	D	57 kW	166	4
SAIL Stufenheck 1.2	Z 12 XE	01.13 - 09.14	1199	B	63 kW	167	10
SAIL Stufenheck 1.2	Z 12 XE	10.14 - 10.17	1199	B	61 kW	167	10
SAIL Stufenheck 1.3 D	LDV	01.13 - 10.17	1248	D	57 kW	166	4
SAIL Stufenheck 1.3 D	LDV	12.14 - 10.17	1248	D	55 kW	166	4
SPARK (M150) 0.8	F8CV	09.00 - 12.06	796	B	38 kW	166	2
SPARK (M300) 1.2 LPG	Z 12 XE	09.10	1199	B/G	59 kW	167	10
SPARK (M300) 1.2	Z 12 XE	01.11 - 10.17	1199	B	61 kW	167	10
SPARK (M300) 1.2	Z 12 XE	12.09 - 11.12	1199	B	59 kW	167	10
SPARK (M300) 1.2	Z 12 XE	10.12 - 10.17	1199	B	57 kW	167	10
SPARK Kasten/Schrägheck (M200, M250) 0.8	F8CV	01.07 - 08.14	796	B	38 kW	166	2
SPARK 0.8	F8CV	05.05 - 02.10	796	B	37 kW	166	2
SPARK 1.0 SX	B10S	05.05	995	B	46 kW	166	1
SPIN 1.2	A 12 XER	06.12	1229	B	63 kW	168	11
SPIN 1.3 D	Z 13 DTJ	01.12	1248	D	55 kW	166	4
SPIN 1.8 Econoflex (75)	N18XFH	07.12 - 12.16	1796	B/E	79 kW	170	24
SPIN 1.8 Econoflex (75)	N18XFH	01.17	1796	B/E	82 kW	170	24
SPIN 1.8	N18XFH	07.12	1796	B	77 kW	170	24
TAVERA 2.2 (TBR30)	C 22 NE	03.01 - 03.07	2198	B	84 kW	173	36
TAVERA 2.5 TD	4JA1-T	05.04 - 10.17	2499	D	59 kW	173	38
TAVERA 2.5 TD	4JA1-T	04.16 - 10.17	2499	D	54 kW	173	38
TIGRA 1.6 16V	C 16 SE	08.97 - 12.99	1598	B	74 kW	169	16
TIGRA 1.6 16V	X 16 XE	08.97 - 12.99	1598	B	74 kW	169	16
TIGRA 1.6	L91	09.98 - 09.01	1598	B	73 kW	169	18
TORNADO Standard Cab Pickup 1.8	LJ1	09.10	1796	B	78 kW	170	22
TORNADO Standard Cab Pickup 1.8	N18XFH	09.03 - 12.10	1796	B	82 kW	170	24
TRACKER 2.0 HDI 4x4	RHW	05.02 - 07.05	1997	D	80 kW	172	33
TRACKER 2.0 TDi 4x4 (CJ)	RHZ	01.02 - 12.04	1997	D	79 kW	172	33
TRAX 1.4 AWD	A 14 NET	12.12	1364	B	103 kW	167	9
TRAX 1.4 LPG	A 14 NET	04.13	1364	B/G	103 kW	167	9
TRAX 1.4 LPG	B 14 NET	04.13	1364	B/G	103 kW	167	9
TRAX 1.4	A 14 NET	12.12	1364	B	103 kW	167	9
TRAX 1.6	F16D4	12.12	1598	B	85 kW	169	16
TRAX 1.6	LDE	12.12	1598	B	85 kW	169	16
VECTRA Schrägheck 2.0	C 20 SEL	07.08 - 02.12	1998	B	101 kW	173	36
VECTRA Schrägheck 2.0	X 20 XE	01.07 - 06.10	1998	B	89 kW	173	36
VECTRA 1.6	16 LZ2	09.96 - 12.05	1598	B	55 kW	169	16
VECTRA 2.0 (19)	C 20 NE	10.93 - 04.96	1998	B	85 kW	173	36
VECTRA 2.0 16V	X 20 SED	07.08	1998	B	98 kW	173	36
VECTRA 2.0 DTI	X 20 DTH	02.98 - 06.03	1995	D	74 kW	171	29
VECTRA 2.0 Elegance Flex (69)	X 20 XE	03.09 - 06.11	1998	B/E	103 kW	173	36
VECTRA 2.0 Flex (69)	X 20 XE	10.05 - 02.09	1998	B/E	94 kW	173	36
VECTRA 2.0 GSi (19)	C 20 XE	10.93 - 03.96	1998	B	110 kW	173	36
VECTRA 2.0 GSi (19)	LJ1(122CUL4)	10.93 - 03.96	1998	B	110 kW	172	34
VECTRA 2.0	20 NEJ	03.96 - 12.05	1998	B	81 kW	173	36
VECTRA 2.0	C 20 NE	03.96 - 12.05	1998	B	81 kW	173	36
VECTRA 2.0	C 20 SEL	03.96 - 04.98	1998	B	100 kW	173	36
VECTRA 2.0	C 20 SEL	07.08 - 02.12	1998	B	101 kW	173	36
VECTRA 2.0	X 20 XE	11.05 - 06.10	1998	B	89 kW	173	36
VECTRA 2.2 Elegance	C 22 SEL	12.97 - 06.05	2198	B	101 kW	173	36
VECTRA 2.2 Elegance	LA9	12.97 - 06.05	2198	B	101 kW	172	34
VECTRA 2.2	C 22 NE	05.98 - 07.04	2198	B	91 kW	173	36
VECTRA 2.2	C 22 SEL	10.96 - 11.06	2198	B	102 kW	173	36
VECTRA 2.2	LA9	10.96 - 11.06	2198	B	102 kW	172	34
VIVANT 2.0	X 20 SED	08.00 - 12.04	1998	B	89 kW	173	36

CHEVROLET



	 ENGINE	 00000	ccm		kW		 1 POS
VIVA 1.8	Z 18 XE	09.03 - 03.08	1796	B	92 kW	170	22
VIVA 1.8	Z 18 XE	09.03 - 03.08	1796	B	90 kW	170	22
ZAFIRA (F75) 1.8	C 18 YE	02.99 - 07.01	1796	B	81 kW	172	31
ZAFIRA (F75) 1.8	Z 18 XE	07.00 - 06.05	1796	B	92 kW	170	22
ZAFIRA (F75) 2.0 Flexpower	X 20 XE	03.04 - 12.08	1998	B/E	93 kW	173	36
ZAFIRA (F75) 2.0	C 20 NE	04.01 - 08.10	1998	B	85 kW	173	36
ZAFIRA (F75) 2.0	C 20 SEL	04.01 - 07.12	1998	B	100 kW	173	36
ZAFIRA (F75) 2.0	X 20 XE	08.04 - 12.12	1998	B	89 kW	173	36
ZAFIRA 2.0 Flex	X 20 XE	08.05 - 01.09	1998	B/E	94 kW	173	36
ZAFIRA 2.0	X 20 XE	08.05 - 01.09	1998	B	94 kW	173	36



CHEVROLET

ENGINE	ccm	kW	POS				
16 LZ2	79,000	4	1598	55 kW	B	169	16
16S	80,000	4	1598	53 - 55 kW	B	170	21
20 NEJ	86,000	4	1998	81 kW	B	173	36
4.236 V	98,430	4	3866	57 kW	D	174	39
4JA1-L	93,000	4	2499	58 kW	D	173	38
4JA1-T	93,000	4	2499	54 - 59 kW	D	173	38
4JA1	93,000	4	2499	81 kW	D	173	38
A 12 XEL	73,400	4	1229	51 kW	B	168	11
A 12 XER	73,400	4	1229	63 kW	B	168	11
A 14 NET	72,500	4	1364	103 kW	B	167	9
A 14 XER	73,400	4	1398	74 kW	B	168	11
A 17 DTE	79,000	4	1686	81 kW	D	169	19
A 17 DTS	79,000	4	1686	96 kW	D	169	17
A15SMS	76,500	4	1498	63 - 64 kW	B	168	14
B 10 NZ	71,000	4	999	36 - 37 kW	B	166	5
B 14 NET	72,500	4	1364	103 kW	B	167	9
B 16 DTH	79,700	4	1598	99 kW	D	169	20
B 22 NZ	86,000	4	2198	78 - 83 kW	B	172	34
B10S	68,500	4	995	46 - 47 kW	B	166	1
C 10 NE	71,000	4	999	37 - 47 kW	B	167	6
C 14 NZ	77,600	4	1389	44 - 66 kW	B	168	15
C 14 SE	77,600	4	1389	63 kW	B	168	15
C 16 NE	79,000	4	1598	68 kW	B	169	16
C 16 SEI	79,000	4	1598	72 - 75 kW	B	169	16
C 16 SE	79,000	4	1598	74 kW	B	169	16
C 16 XE	79,000	4	1598	80 kW	B	169	16
C 18 NE1	84,800	4	1796	80 - 81 kW	B	172	30
C 18 NE	84,800	4	1796	75 - 81 kW	B	172	30
C 18 SEL	84,800	4	1796	90 kW	B	172	31
C 18 YE	84,800	4	1796	81 - 82 kW	B	172	31
C 20 NE	86,000	4	1998	80 - 96 kW	B	173	36
C 20 SED	86,000	4	1998	94 kW	B	173	36
C 20 SEJ	86,000	4	1998	82 kW	B	173	36
C 20 SEL	86,000	4	1998	100 - 101 kW	B	173	36
C 20 XE	86,000	4	1998	89 - 110 kW	B	173	36
C 22 NE	86,000	4	2198	81 - 91 kW	B	173	36
C 22 SEL	86,000	4	2198	101 - 106 kW	B	173	36
F16D4	79,000	4	1598	83 - 91 kW	B	169	16
F8CV	68,500	3	796	38 kW	B	166	2
L01(98CUL4)	79,000	4	1598	68 kW	B	169	16
L19(61CUL4)	71,100	4	999	52 kW	B	167	8
L4A(243CUL4)	100,080	4	3996	68 kW	D	174	41
L4D(243CUL4)	100,000	4	3990	85 - 110 kW	D	174	40
L75(122CUL4)	86,000	4	1998	81 kW	B	172	34
L78(122CUL4)	86,000	4	1998	95 - 96 kW	B	172	34
L91	79,000	4	1598	73 - 80 kW	B	169	18
LA9	86,000	4	2198	101 - 106 kW	B	172	34
LB5(110CUL4)	84,800	4	1796	70 - 78 kW	B	172	32
LDE	79,000	4	1598	83 - 91 kW	B	169	16
LDP	69,600	4	1248	55 kW	D	166	3
LDV	69,600	4	1248	55 - 57 kW	D	166	4
LH8(110CUL4)	84,800	4	1796	72 - 73 kW	B	172	32
LJ1(110CUL4)	80,500	4	1796	75 - 83 kW	B	170	22

ENGINE	ccm	kW	POS				
LJ1(122CUL4)	86,000	4	1998	110 kW	B	172	34
LJ1	80,500	4	1796	75 - 83 kW	B	170	22
LKF(85CUL4)	77,600	4	1389	71 - 79 kW	B	168	15
LKJ(85CUL4)	77,600	4	1389	75 - 78 kW	B	168	15
LKL(61CUL4)	71,100	4	999	57 - 59 kW	B	167	8
LN4(110CUL4)	84,800	4	1796	70 - 72 kW	B	172	32
LNL(61CUL4)	71,100	4	999	52 - 58 kW	B	167	8
LP8(110CUL4)	84,800	4	1796	61 - 70 kW	B	172	32
LQ5(85CUL4)	77,600	4	1389	44 - 63 kW	B	168	15
LSF	69,600	4	1248	70 kW	D	166	4
LT0(122CUL4)	86,000	4	1998	85 kW	B	172	34
LT4(110CUL4)	84,800	4	1796	71 kW	B	172	32
LUW	80,500	4	1796	101 - 106 kW	B	170	23
LV5(110CUL4)	84,800	4	1796	70 - 71 kW	B	172	32
N18XFH	80,500	4	1796	77 - 82 kW	B	170	24
RF	86,000	4	1998	65 kW	D	173	35
RHW	85,000	4	1997	80 kW	D	172	33
RHZ	85,000	4	1997	79 - 80 kW	D	172	33
X 10 E	71,000	4	999	44 kW	B	167	7
X 10 YE	71,000	4	995	50 kW	B	167	6
X 14 XE	77,600	4	1389	68 kW	B	168	15
X 14 YEH	77,600	4	1389	68 - 77 kW	B	168	15
X 14 YFH	77,600	4	1389	68 - 77 kW	B	168	15
X 14 YFL	77,600	4	1389	63 - 75 kW	B	168	15
X 14 YF	77,600	4	1389	69 - 75 kW	B	168	15
X 16 XE	79,000	4	1598	74 - 80 kW	B	169	16
X 17 DT	79,000	4	1686	51 kW	D	169	19
X 18 XE1	80,500	4	1796	90 kW	B	170	25
X 18 XE	81,600	4	1799	82 - 85 kW	B	171	27
X 18 XF	80,500	4	1796	77 - 84 kW	B	171	26
X 20 D1	75,000	6	1993	105 kW	B	168	13
X 20 DTH	84,000	4	1995	74 kW	D	171	29
X 20 DTL	84,000	4	1995	61 kW	D	171	29
X 20 SED	86,000	4	1998	89 - 98 kW	B	173	36
X 20 SE	86,000	4	1998	85 kW	B	173	36
X 20 XEV	86,000	4	1998	94 kW	B	173	36
X 20 XE	86,000	4	1998	89 - 103 kW	B	173	36
X 22 XE	86,000	4	2198	94 - 104 kW	B	173	37
Y 17 DTL	79,000	4	1686	44 - 48 kW	D	169	19
Y 17 DT	79,000	4	1686	55 kW	D	169	19
Y 20 DTH	84,000	4	1995	74 kW	D	171	29
Z 12 XE	72,500	4	1199	57 - 63 kW	B	167	10
Z 13 DTJ	69,600	4	1248	55 kW	D	166	4
Z 13 DT	69,600	4	1248	55 kW	D	166	4
Z 14 XEP	73,400	4	1364	66 kW	B	168	12
Z 14 XE	77,600	4	1389	66 kW	B	168	15
Z 16 SE	79,000	4	1598	62 - 67 kW	B	169	16
Z 16 XE	79,000	4	1598	74 kW	B	169	16
Z 18 XEL	80,500	4	1796	81 kW	B	170	22
Z 18 XER	80,500	4	1796	103 kW	B	170	22
Z 18 XE	80,500	4	1796	90 - 92 kW	B	170	22
Z 20 S	83,000	4	1991	89 - 110 kW	D	171	28



Type

68,500 mm 1

B10S									
401402-00-4 5 pairs									
-25-4	1-5	HL	AL	43,980	48,000	17,100	↑ LO1G	1,991	
-50-4				44,000	48,019		↓ LO1G		
431402-00-3 3 pairs									
-25-3	1-3	PL	AL		41,000	18,000	↑ L	1,490	
-50-3					41,000		↓ L		
431402-00-4 4 pairs									
-25-4	1-4	PL	AL		41,000	18,000	↑ O1	1,490	
-50-4					41,000		↓ O1		

68,500 mm 2

F8CV									
401402-00-3 4 pairs									
-25-3	1-4	HL	AL	43,980	48,000	17,100	↑ LO1G	1,991	
-50-3				44,000	48,019		↓ LO1G		
433506-00-3 3 pairs									
-25-3	1-3	PL	AL	37,981	40,998	18,011	↑ LO1	1,491	
-50-3				37,991	41,021		↓ LO1		
-75-3									

69,600 mm 3

LDP									
433504-00-4 4 pairs									
-25-4	1-4	PL	CU2	42,582	45,734	20,000	↑ O1	1,552	
-50-4				42,600	45,744		↓		

69,600 mm 4

LDV , LSF , Z 13 DTJ , Z 13 DT ,									
403502-00-4 5 pairs									
-25-4	1,2,4,5	HL	AL	50,982	54,710	19,000	↑ LO2G	1,840	4 pairs
-50-4				51,000	54,722		↓ L		
	3	FL	AL	50,982	54,710	23,950	↑ LO2G	1,840	1 pair
		↓ HL		51,000	54,722	↓ 19,000	↓ L		
433504-00-4 4 pairs									
-25-4	1-4	PL	CU2	42,582	45,734	20,000	↑ O1	1,552	
-50-4				42,600	45,744		↓		

71,000 mm 5

B 10 NZ									
400301-00-4 * 5 pairs									
-25-4	1,2,4,5	HL	AL	54,972	59,000	19,500	↑ LO1G	2,001	4 pairs
-50-4				54,985	59,013		↓ LO1G		
-75-4									
-100-4	3	FL	AL	54,972	59,000	25,900	↑ LO1G	2,001	1 pair
-125-4				54,985	59,013		↓ LO1G		
403508-00-4 * 5 pairs									
-25-4	1,2,4,5	HL	AL	49,984	54,000	17,100	↑ LO1G	1,995	4 pairs
-50-4				49,997	54,013		↓ LO1G		
	3	FL	AL	49,984	54,000	22,900	↑ LO1G	1,995	1 pair
				49,997	54,013		↓ LO1G		
430302-00-4 4 pairs									
-25-4	1-4	PL	AL	42,971	46,000	16,600	↑ LO1	1,497	
-50-4				42,987	46,012		↓ LO1		
-75-4									
-100-4									
-125-4									



71,000 mm										6
C 10 NE, X 10 YE,										
400301-00-4 *										5 pairs
-25-4	1,2,4,5	HL	AL	54,972	59,000	19,500	↑ LO1G	2,001	4 pairs	
-50-4				54,985	59,013		↓ LO1G			
-75-4										
-100-4	3	FL	AL	54,972	59,000	25,900	↑ LO1G	2,001	1 pair	
-125-4				54,985	59,013		↓ LO1G			
430302-00-4										4 pairs
-25-4	1-4	PL	AL	42,971	46,000	16,600	↑ LO1	1,497		
-50-4				42,987	46,012		↓ LO1			
-75-4										
-100-4										
-125-4										
71,000 mm										7
X 10 E										
403508-00-4 *										5 pairs
-25-4	1,2,4,5	HL	AL	49,984	54,000	17,100	↑ LO1G	1,995	4 pairs	
-50-4				49,997	54,013		↓ LO1G			
	3	FL	AL	49,984	54,000	22,900	↑ LO1G	1,995	1 pair	
				49,997	54,013		↓ LO1G			
71,100 mm										8
L19(61CUL4) , LKL(61CUL4) , LNL(61CUL4) ,										
400301-00-4 *										5 pairs
-25-4	1,2,4,5	HL	AL	54,972	59,000	19,500	↑ LO1G	2,001	4 pairs	
-50-4				54,985	59,013		↓ LO1G			
-75-4										
-100-4	3	FL	AL	54,972	59,000	25,900	↑ LO1G	2,001	1 pair	
-125-4				54,985	59,013		↓ LO1G			
430302-00-4										4 pairs
-25-4	1-4	PL	AL	42,971	46,000	16,600	↑ LO1	1,497		
-50-4				42,987	46,012		↓ LO1			
-75-4										
-100-4										
-125-4										
72,500 mm										9
A 14 NET , B 14 NET ,										
403508-00-4 *										5 pairs
-25-4	1,2,4,5	HL	AL	49,984	54,000	17,100	↑ LO1G	1,995	4 pairs	
-50-4				49,997	54,013		↓ LO1G			
	3	FL	AL	49,984	54,000	22,900	↑ LO1G	1,995	1 pair	
				49,997	54,013		↓ LO1G			
72,500 mm										10
Z 12 XE										
403508-00-4 *										5 pairs
-25-4	1,2,4,5	HL	AL	49,984	54,000	17,100	↑ LO1G	1,995	4 pairs	
-50-4				49,997	54,013		↓ LO1G			
	3	FL	AL	49,984	54,000	22,900	↑ LO1G	1,995	1 pair	
				49,997	54,013		↓ LO1G			
433508-00-4										4 pairs
-25-4	1-4	PL	AL	42,971	46,000	13,200	↑ L	1,501		
-50-4				42,987	46,012		↓ L			



Type

73,400 mm **11**

A 12 XEL , A 12 XER , A 14 XER ,
403508-00-4 * **5 pairs**

-25-4	1,2,4,5	HL	AL	49,984	54,000	17,100	↑ LO1G	1,995	4 pairs
-50-4				49,997	54,013		↓ LO1G		
	3	FL	AL	49,984	54,000	22,900	↑ LO1G	1,995	1 pair
				49,997	54,013		↓ LO1G		

73,400 mm **12**

Z 14 XEP
403508-00-4 * **5 pairs**

-25-4	1,2,4,5	HL	AL	49,984	54,000	17,100	↑ LO1G	1,995	4 pairs
-50-4				49,997	54,013		↓ LO1G		
	3	FL	AL	49,984	54,000	22,900	↑ LO1G	1,995	1 pair
				49,997	54,013		↓ LO1G		

433508-00-4 **4 pairs**

-25-4	1-4	PL	AL	42,971	46,000	13,200	↑ L	1,501	
-50-4				42,987	46,012		↓ L		

75,000 mm **13**

X 20 D1
403509-00-4 * **5 pairs**

-25-4	1,2,4,5	HL	AL	67,980	72,000	19,500	↑ LO2G	1,995	4 pairs
-50-4				67,996	72,013		↓ LO1G		
	3	FL	AL	67,980	72,000	25,840	↑ LO2G	1,995	1 pair
				67,996	72,013		↓ LO1G		

76,500 mm **14**

A15SMS
400301-00-4 * **5 pairs**

-25-4	1,2,4,5	HL	AL	54,972	59,000	19,500	↑ LO1G	2,001	4 pairs
-50-4				54,985	59,013		↓ LO1G		
-75-4									
-100-4	3	FL	AL	54,972	59,000	25,900	↑ LO1G	2,001	1 pair
-125-4				54,985	59,013		↓ LO1G		

430302-00-4 **4 pairs**

-25-4	1-4	PL	AL	42,971	46,000	16,600	↑ LO1	1,497	
-50-4				42,987	46,012		↓ LO1		
-75-4									
-100-4									
-125-4									

77,600 mm **15**

C 14 NZ , C 14 SE , LKF(85CUL4) , LKJ(85CUL4) , LQ5(85CUL4) , X 14 XE , X 14 YEH , X 14 YFH , X 14 YFL , X 14 YF , Z 14 XE ,
400301-00-4 * **5 pairs**

-25-4	1,2,4,5	HL	AL	54,972	59,000	19,500	↑ LO1G	2,001	4 pairs
-50-4				54,985	59,013		↓ LO1G		
-75-4									
-100-4	3	FL	AL	54,972	59,000	25,900	↑ LO1G	2,001	1 pair
-125-4				54,985	59,013		↓ LO1G		

430302-00-4 **4 pairs**

-25-4	1-4	PL	AL	42,971	46,000	16,600	↑ LO1	1,497	
-50-4				42,987	46,012		↓ LO1		
-75-4									
-100-4									
-125-4									



79,000 mm							16			
16 LZ2 , C 16 NE , C 16 SEI , C 16 SE , C 16 XE , F16D4 , L01(98CUL4) , LDE , X 16 XE , Z 16 SE , Z 16 XE ,										
400301-00-4 *										5 pairs
-25-4	1,2,4,5	HL	AL	54,972	59,000	19,500	↑ LO1G	2,001	4 pairs	
-50-4				54,985	59,013		↓ LO1G			
-75-4										
-100-4	3	FL	AL	54,972	59,000	25,900	↑ LO1G	2,001	1 pair	
-125-4				54,985	59,013		↓ LO1G			
430302-00-4										4 pairs
-25-4	1-4	PL	AL	42,971	46,000	16,600	↑ LO1	1,497		
-50-4				42,987	46,012		↓ LO1			
-75-4										
-100-4										
-125-4										
79,000 mm							17			
A 17 DTS										
403505-00-4										5 pairs
-25-4	1-5	HL	AL	51,918	55,976	15,400	↑ LO1G	2,000		
-50-4				51,938	56,000		↓ L			
79,000 mm							18			
L91										
400301-00-4 *										5 pairs
-25-4	1,2,4,5	HL	AL	54,972	59,000	19,500	↑ LO1G	2,001	4 pairs	
-50-4				54,985	59,013		↓ LO1G			
-75-4										
-100-4	3	FL	AL	54,972	59,000	25,900	↑ LO1G	2,001	1 pair	
-125-4				54,985	59,013		↓ LO1G			
79,000 mm							19			
A 17 DTE , X 17 DT , Y 17 DTL , Y 17 DT ,										
403505-00-4										5 pairs
-25-4	1-5	HL	AL	51,918	55,976	15,400	↑ LO1G	2,000		
-50-4				51,938	56,000		↓ L			
433507-00-4										4 pairs
-25-4	1-4	PL	AL	45,936	48,976	16,700	↑ L	1,500		
-50-4				45,956	49,000		↓ L			
79,700 mm							20			
B 16 DTH										
403521-00-4										6 pairs
	1,2,4,5	HL	AL		57,600	19,901	↑ LO2G	2,268	4 pairs	
					57,600		↓ L			
	3	HL	AL	0,000	57,600	21,100	↑ LO2G	2,268	1 pair	
				0,000	57,600		↓ L			
	3	AS	AL	59,599	82,499	0,000	↑ G	2,050	1 pair	
				59,599	82,499		↓ G			
433524-00-4										4 pairs
	1-4	PL	CU3 PY		53,035	19,299	↑ L	1,481		
					53,035		↓ L			



80,000 mm 21

16S

403506-00-4 * 5 pairs									
-25-4	1,2,4,5	HL	AL	57,982	62,000	19,500	↑ LO1G	1,995	4 pairs
-50-4				57,995	62,013		↓ LO1G		
	3	FL	AL	57,982	62,000	25,910	↑ LO1G	1,995	1 pair
				57,995	62,013		↓ LO1G		
433501-00-4 4 pairs									
-25-4	1-4	PL	CU3	48,971	52,000	19,300	↑ LO1	1,500	
-50-4				48,987	52,012		↓ L		
433502-00-4 4 pairs									
-25-4	1-4	PL	CU3	48,971	52,000	19,300	↑ LO1	1,500	
-50-4				48,987	52,012		↓ L		

80,500 mm 22

LJ1(110CUL4), LJ1, Z 18 XEL, Z 18 XER, Z 18 XE,

400301-00-4 * 5 pairs									
-25-4	1,2,4,5	HL	AL	54,972	59,000	19,500	↑ LO1G	2,001	4 pairs
-50-4				54,985	59,013		↓ LO1G		
-75-4									
-100-4	3	FL	AL	54,972	59,000	25,900	↑ LO1G	2,001	1 pair
-125-4				54,985	59,013		↓ LO1G		
430302-00-4 4 pairs									
-25-4	1-4	PL	AL	42,971	46,000	16,600	↑ LO1	1,497	
-50-4				42,987	46,012		↓ LO1		
-75-4									
-100-4									
-125-4									

80,500 mm 23

LUW

400301-00-4 * 5 pairs									
-25-4	1,2,4,5	HL	AL	54,972	59,000	19,500	↑ LO1G	2,001	4 pairs
-50-4				54,985	59,013		↓ LO1G		
-75-4									
-100-4	3	FL	AL	54,972	59,000	25,900	↑ LO1G	2,001	1 pair
-125-4				54,985	59,013		↓ LO1G		

80,500 mm 24

N18XFH

403506-00-4 * 5 pairs									
-25-4	1,2,4,5	HL	AL	57,982	62,000	19,500	↑ LO1G	1,995	4 pairs
-50-4				57,995	62,013		↓ LO1G		
	3	FL	AL	57,982	62,000	25,910	↑ LO1G	1,995	1 pair
				57,995	62,013		↓ LO1G		
430302-00-4 4 pairs									
-25-4	1-4	PL	AL	42,971	46,000	16,600	↑ LO1	1,497	
-50-4				42,987	46,012		↓ LO1		
-75-4									
-100-4									
-125-4									

80,500 mm 25

X 18 XE1

400301-00-4 * 5 pairs									
-25-4	1,2,4,5	HL	AL	54,972	59,000	19,500	↑ LO1G	2,001	4 pairs
-50-4				54,985	59,013		↓ LO1G		
-75-4									
-100-4	3	FL	AL	54,972	59,000	25,900	↑ LO1G	2,001	1 pair
-125-4				54,985	59,013		↓ LO1G		
433501-00-4 4 pairs									
-25-4	1-4	PL	CU3	48,971	52,000	19,300	↑ LO1	1,500	
-50-4				48,987	52,012		↓ L		



80,500 mm							26			
X 18 XF										
400301-00-4 *										5 pairs
-25-4	1,2,4,5	HL	AL	54,972	59,000	19,500	↑ LO1G	2,001	4 pairs	
-50-4				54,985	59,013		↓ LO1G			
-75-4										
-100-4	3	FL	AL	54,972	59,000	25,900	↑ LO1G	2,001	1 pair	
-125-4				54,985	59,013		↓ LO1G			
430302-00-4										4 pairs
-25-4	1-4	PL	AL	42,971	46,000	16,600	↑ LO1	1,497		
-50-4				42,987	46,012		↓ LO1			
-75-4										
-100-4										
-125-4										
433501-00-4										4 pairs
-25-4	1-4	PL	CU3	48,971	52,000	19,300	↑ LO1	1,500		
-50-4				48,987	52,012		↓ L			
81,600 mm							27			
X 18 XE										
403506-00-4 *										5 pairs
-25-4	1,2,4,5	HL	AL	57,982	62,000	19,500	↑ LO1G	1,995	4 pairs	
-50-4				57,995	62,013		↓ LO1G			
	3	FL	AL	57,982	62,000	25,910	↑ LO1G	1,995	1 pair	
				57,995	62,013		↓ LO1G			
433501-00-4										4 pairs
-25-4	1-4	PL	CU3	48,971	52,000	19,300	↑ LO1	1,500		
-50-4				48,987	52,012		↓ L			
83,000 mm							28			
Z 20 S										
401401-00-4										5 pairs
-25-4	1,2,4,5	HL	AL		64,000	21,600	↑ LO2G	1,985	4 pairs	
-50-4					64,000		↓ L			
-75-4	3	FL	AL	0,000	65,000	28,000	↑ LO1G	1,985	1 pair	
				0,000	65,000		↓ L			
431401-00-4										4 pairs
-25-4	1-4	PL	AL	50,000	53,000	22,130	↑ L	1,482		
-50-4			↓ CU2	50,010	53,020		↓ L			
-75-4										
84,000 mm							29			
X 20 DTH , X 20 DTL , Y 20 DTH ,										
403509-00-4 *										5 pairs
-25-4	1,2,4,5	HL	AL	67,980	72,000	19,500	↑ LO2G	1,995	4 pairs	
-50-4				67,996	72,013		↓ LO1G			
	3	FL	AL	67,980	72,000	25,840	↑ LO2G	1,995	1 pair	
				67,996	72,013		↓ LO1G			
433509-00-4										4 pairs
-25-4	1-4	PL	CU3	48,971	52,000	20,300	↑ L	1,500		
-50-4			↓ AL	48,990	52,012		↓ L			



84,800 mm 30

C 18 NE1, C 18 NE,

403506-00-4 * 5 pairs									
-25-4	1,2,4,5	HL	AL	57,982	62,000	19,500	↑ LO1G	1,995	4 pairs
-50-4				57,995	62,013		↓ LO1G		
	3	FL	AL	57,982	62,000	25,910	↑ LO1G	1,995	1 pair
				57,995	62,013		↓ LO1G		
433501-00-4 4 pairs									
-25-4	1-4	PL	CU3	48,971	52,000	19,300	↑ LO1	1,500	
-50-4				48,987	52,012		↓ L		
433502-00-4 4 pairs									
-25-4	1-4	PL	CU3	48,971	52,000	19,300	↑ LO1	1,500	
-50-4				48,987	52,012		↓ L		

84,800 mm 31

C 18 SEL, C 18 YE,

403506-00-4 * 5 pairs									
-25-4	1,2,4,5	HL	AL	57,982	62,000	19,500	↑ LO1G	1,995	4 pairs
-50-4				57,995	62,013		↓ LO1G		
	3	FL	AL	57,982	62,000	25,910	↑ LO1G	1,995	1 pair
				57,995	62,013		↓ LO1G		
433501-00-4 4 pairs									
-25-4	1-4	PL	CU3	48,971	52,000	19,300	↑ LO1	1,500	
-50-4				48,987	52,012		↓ L		

84,800 mm 32

LB5(110CUL4), LH8(110CUL4), LN4(110CUL4), LP8(110CUL4), LT4(110CUL4), LV5(110CUL4),

403506-00-4 * 5 pairs									
-25-4	1,2,4,5	HL	AL	57,982	62,000	19,500	↑ LO1G	1,995	4 pairs
-50-4				57,995	62,013		↓ LO1G		
	3	FL	AL	57,982	62,000	25,910	↑ LO1G	1,995	1 pair
				57,995	62,013		↓ LO1G		

85,000 mm 33

RHW, RHZ,

403701-00-4 5 pairs									
-30-4	1-5	HL	AL	59,981	63,731	20,290	↑ LO1G	1,845	
-50-4				60,000	63,750		↓ L		
-80-4									
-100-4									
411101-00-2 2 pairs									
-10-2		AS	CU2	67,050	83,050		↑ L G	2,330	
-15-2				67,300	83,300		↓ G		
431106-00-4 4 pairs									
-30-4	1-4	PL	CU3	49,984	53,695	20,000	↑ L	1,838	
-50-4			↓ AL	50,000	53,708		↓ L		
-80-4									
-100-4									
441103-00-4 4 pairs									
	1-4	PB	CU2	27,997	30,200	24,050	↑ O G	1,300	
				28,000	30,225		↓		

86,000 mm 34

B 22 NZ, L75(122CUL4), L78(122CUL4), LA9, LJ1(122CUL4), LT0(122CUL4),

403506-00-4 * 5 pairs									
-25-4	1,2,4,5	HL	AL	57,982	62,000	19,500	↑ LO1G	1,995	4 pairs
-50-4				57,995	62,013		↓ LO1G		
	3	FL	AL	57,982	62,000	25,910	↑ LO1G	1,995	1 pair
				57,995	62,013		↓ LO1G		



Type

86,000 mm

35

RF										
405303-00-4										5 pairs
-25-4	1,2,4,5	HL	AL	59,938	63,997	19,126	↑ LO1G	2,007	4 pairs	
-50-4				59,964	64,018		↓ LO1G			
	3	HL	AL	59,938	63,997	21,132	↑ LO1G	2,007	1 pair	
				59,964	64,018		↓ LO1G			
435304-00-4										4 pairs
-25-4	1-4	PL	AL	50,934	53,997	21,132	↑ LO1	1,509		
-50-4				50,949	54,018		↓ LO1			
-75-4										
-100-4										
-125-4										

86,000 mm

36

20 NEJ , C 20 NE , C 20 SED , C 20 SEJ , C 20 SEL , C 20 XE , C 22 NE , C 22 SEL , X 20 SED , X 20 SE , X 20 XEV , X 20 XE ,										
403506-00-4 *										5 pairs
-25-4	1,2,4,5	HL	AL	57,982	62,000	19,500	↑ LO1G	1,995	4 pairs	
-50-4				57,995	62,013		↓ LO1G			
	3	FL	AL	57,982	62,000	25,910	↑ LO1G	1,995	1 pair	
				57,995	62,013		↓ LO1G			
433501-00-4										4 pairs
-25-4	1-4	PL	CU3	48,971	52,000	19,300	↑ LO1	1,500		
-50-4				48,987	52,012		↓ L			

86,000 mm

37

X 22 XE										
403506-00-4 *										5 pairs
-25-4	1,2,4,5	HL	AL	57,982	62,000	19,500	↑ LO1G	1,995	4 pairs	
-50-4				57,995	62,013		↓ LO1G			
	3	FL	AL	57,982	62,000	25,910	↑ LO1G	1,995	1 pair	
				57,995	62,013		↓ LO1G			
403516-00-4 *										5 pairs
-25-4	1,2,4,5	HL	AL	57,974	62,000	19,500	↑ LO2G	2,001	4 pairs	
-50-4				57,995	62,013		↓ LO2G			
-75-4	3	FL	AL	57,974	62,000	25,910	↑ LO2G	2,001	1 pair	
				57,995	62,013		↓ LO2G			
433501-00-4										4 pairs
-25-4	1-4	PL	CU3	48,971	52,000	19,300	↑ LO1	1,500		
-50-4				48,987	52,012		↓ L			

93,000 mm

38

4JA1-L , 4JA1-T , 4JA1 ,										
403510-00-4										5 pairs
-25-4	1-5	HL	AL	59,920	63,987	23,030	↑ LO2G	2,004		
-50-4				59,932	64,000		↓ L			
433505-00-4										4 pairs
-25-4	1-4	PL	AL	52,918	55,984	25,800	↑ L	1,513		
-50-4				52,931	55,999		↓ L			



98,430 mm **39**

4.236 V

403602-00-4 5 pairs									
-25-4	1,2,4,5	HL	AL	76,162	80,416	31,880	↑ LO1G	2,090	4 pairs
-50-4				76,175	80,441		↓ LO1		
	3	HL	AL	76,162	80,416	36,700	↑ LO1G	2,090	1 pair
				76,175	80,441		↓ LO1		
413621-00-2 2 pairs									
	1-2	AS	AL	86,870	103,850		↑ G	2,310	
				87,120	104,100		↓ L		
433604-00-4 4 pairs									
-25-4	1-4	PL	AL	63,475	67,208	31,880	↑ L	1,841	
-50-4				63,487	67,221		↓ L		
433605-00-4 4 pairs									
-25-4	1-4	PL	AL	63,475	67,208	31,880		1,841	
-50-4				63,487	67,221				
-75-4									

100,000 mm **40**

L4D(243CUL4)

403602-00-4 5 pairs									
-25-4	1,2,4,5	HL	AL	76,162	80,416	31,880	↑ LO1G	2,090	4 pairs
-50-4				76,175	80,441		↓ LO1		
	3	HL	AL	76,162	80,416	36,700	↑ LO1G	2,090	1 pair
				76,175	80,441		↓ LO1		
413621-00-2 2 pairs									
	1-2	AS	AL	86,870	103,850		↑ G	2,310	
				87,120	104,100		↓ L		








100,080 mm **41**

L4A(243CUL4)

403602-00-4 5 pairs									
-25-4	1,2,4,5	HL	AL	76,162	80,416	31,880	↑ LO1G	2,090	4 pairs
-50-4				76,175	80,441		↓ LO1		
	3	HL	AL	76,162	80,416	36,700	↑ LO1G	2,090	1 pair
				76,175	80,441		↓ LO1		
413621-00-2 2 pairs									
	1-2	AS	AL	86,870	103,850		↑ G	2,310	
				87,120	104,100		↓ L		



CHRYSLER

							
300C (LX) 3.0 CRD	EXF	09.11	2987	D	176 kW	178	7
DELTA 1.4 16V	198 A7.000	08.11	1368	B	103 kW	177	3
DELTA 1.4	198 A4.000	08.11	1368	B	88 kW	177	3
DELTA 2.0 D Multijet	198 A5.000	08.11	1956	D	121 kW	178	6
YPSILON 1.2	169 A4.000	05.11	1242	B	51 kW	177	2
YPSILON 1.3 Multijet	199 B1.000	05.11	1248	D	70 kW	177	1

CHRYSLER



ENGINE	\varnothing		ccm	kW			1 POS
169 A4.000	70,800	4	1242	51 kW	B	177	2
198 A4.000	72,000	4	1368	88 kW	B	177	3
198 A5.000	83,000	4	1956	121 kW	D	178	6
198 A7.000	72,000	4	1368	103 kW	B	177	3
199 B1.000	69,600	4	1248	70 kW	D	177	1
30	74,000	4	1118	37 kW	B	177	4

ENGINE	\varnothing		ccm	kW			1 POS
6Y2	76,700	4	1442	62 kW	B	177	5
EXF	83,000	6	2987	176 kW	D	178	7
J8S 890	86,000	4	2068	64 kW	D	178	8
J8S	86,000	4	2068	59 - 64 kW	D	178	8
Y2	76,700	4	1442	62 kW	B	177	5



69,600 mm		Type								1
199 B1.000										
403502-00-4 5 pairs										
-25-4	1,2,4,5	HL	AL	50,982	54,710	19,000	↑ LO2G	1,840	4 pairs	
-50-4				51,000	54,722		↓ L			
	3	FL	AL	50,982	54,710	23,950	↑ LO2G	1,840	1 pair	
		↓ HL		51,000	54,722	↓ 19,000	↓ L			
433504-00-4 4 pairs										
-25-4	1-4	PL	CU2	42,582	45,734	20,000	↑ O1	1,552		
-50-4				42,600	45,744		↓			
70,800 mm										2
169 A4.000										
400102-00-4 6 pairs										
-25-4	1-5	HL	AL	47,980	51,705	19,000	↑ LO2G	1,848	5 pairs	
-50-4				48,000	51,718		↓ LO2G			
-75-4	3	AS	AL	52,000	68,766			2,325	1 pair	
-100-4				52,200	69,020					
430102-00-4 4 pairs										
-25-4	1-4	PL	AL	41,988	45,127	19,000	↑ LO1	1,548		
-50-4				42,008	45,140		↓ LO1			
-75-4										
-100-4										
72,000 mm										3
198 A4.000 , 198 A7.000 ,										
400102-00-4 6 pairs										
-25-4	1-5	HL	AL	47,980	51,705	19,000	↑ LO2G	1,848	5 pairs	
-50-4				48,000	51,718		↓ LO2G			
-75-4	3	AS	AL	52,000	68,766			2,325	1 pair	
-100-4				52,200	69,020					
74,000 mm										4
30										
401112-00-4 5 pairs										
-20-4	1,2,4,5	HL	AL	51,966	55,882	18,680	↑ LO2G	1,924	4 pairs	
				51,976	55,892		↓ L			
	3	HL	AL	51,966	55,882	24,680	↑ LO1G	1,924	1 pair	
				51,976	55,892		↓ LO1			
431107-00-4 4 pairs										
-20-4	1-4	PL	CU3	40,959	44,005	19,240	↑ L	1,509		
				40,967	44,013		↓ L			
76,700 mm										5
6Y2 , Y2 ,										
401112-00-4 5 pairs										
-20-4	1,2,4,5	HL	AL	51,966	55,882	18,680	↑ LO2G	1,924	4 pairs	
				51,976	55,892		↓ L			
	3	HL	AL	51,966	55,882	24,680	↑ LO1G	1,924	1 pair	
				51,976	55,892		↓ LO1			
431107-00-4 4 pairs										
-20-4	1-4	PL	CU3	40,959	44,005	19,240	↑ L	1,509		
				40,967	44,013		↓ L			
431113-00-4 4 pairs										
	1-4	PL	AL	40,959	44,005	19,240	↑ L	1,509		
				40,967	44,013		↓ L			








Type

83,000 mm							6		
198 A5.000									
403507-00-4									
	1-5	HL	CU3	59,986 60,000	63,705 63,718	20,750	↑ LO2G ↓ L	1,844	5 pairs
403515-00-4									
-25-4	1-5	HL	AL	59,986 60,000	63,705 63,718	20,750	↑ LO2G ↓ L	1,844	5 pairs
-50-4									
412004-00-1									
-10-1	1	AS	AL	67,785 68,040	82,425 85,677		↑ G ↓ G	2,485	1 pair
-15-1									
83,000 mm							7		
EXF									
401114-00-6									
	1-4	HL	CU3 PY		78,001 78,021	16,700	↑ L ↓ L	1,999	4 pairs
86,000 mm							8		
J8S 890 , J8S ,									
401101-00-4									
-25-4	1-5	HL	AL	62,873 62,892	66,668 66,687	23,500	↑ LO3G ↓ LO3G	1,884	5 pairs
-50-4									
-75-4									
-100-4									
431101-00-4									
-25-4	1-4	PL	AL	56,267 56,286	60,005 60,019	20,750	↑ LO1 ↓ L	1,842	4 pairs
-50-4									
-75-4									
-100-4									
443802-00-4									
	1-4	PB	CU2	28,002 28,010	30,000 30,021	25,250	↑ O1 ↓	1,200	4 pairs








AX (ZA-) 1.4 4x4 (ZA)	K2A	09.86 - 07.92	1360	B	62 kW	211	24
AX (ZA-) 1.4 4x4	K1F	08.92 - 04.94	1360	B	48 kW	210	21
AX (ZA-) 1.4 Allure	K1F	08.92 - 04.94	1360	B	48 kW	210	21
AX (ZA-) 1.4 D 4x4	K9A (TUD3)	06.91 - 07.92	1360	D	39 kW	211	23
AX (ZA-) 1.4 GTi	KFY (TU3FJ2)	08.91 - 12.96	1360	B	66 kW	211	25
AX (ZA-) 1.4 GTi	KFZ (TU3FJ2/Z)	06.91 - 12.96	1360	B	69 kW	212	29
AX (ZA-) 1.4 GTi	KFZ (TU3FJ2/Z)	05.91 - 12.96	1360	B	74 kW	212	29
AX (ZA-) 10	C1A	09.86 - 06.92	954	B	32 kW	205	3
AX (ZA-) 10	CDY (TU9M)	07.86 - 12.98	954	B	33 kW	205	4
AX (ZA-) 10	CDZ (TU9M)	02.87 - 12.98	954	B	37 kW	205	4
AX (ZA-) 11 4x4	H1A	06.91 - 07.92	1124	B	40 kW	206	7
AX (ZA-) 11 Cat (ZA)	HAZ (TU1CP)	09.88 - 12.89	1124	B	40 kW	206	7
AX (ZA-) 11	H1A	12.86 - 04.94	1124	B	40 kW	206	7
AX (ZA-) 11	H1B	12.86 - 04.94	1124	B	40 kW	206	7
AX (ZA-) 11	H1B	09.86 - 06.98	1124	B	44 kW	206	7
AX (ZA-) 11	HDZ (TU1M)	09.86 - 06.98	1124	B	44 kW	206	7
AX (ZA-) 14 (ZA)	KDX (TU3M/Z)	04.87 - 04.97	1360	B	55 kW	210	21
AX (ZA-) 14 (ZA)	KDY (TU3FM)	04.87 - 04.97	1360	B	55 kW	211	25
AX (ZA-) 14 (ZA)	KDY (TU3M)	04.87 - 04.97	1360	B	55 kW	208	11
AX (ZA-) 14 (ZA)	KDZ (TU3M/Z)	04.87 - 04.97	1360	B	55 kW	210	21
AX (ZA-) 14 4x4	KDX (TU3M/Z)	08.91 - 12.96	1360	B	55 kW	210	21
AX (ZA-) 14 4x4	KDY (TU3FM)	08.91 - 12.96	1360	B	55 kW	211	25
AX (ZA-) 14 4x4	KDY (TU3M)	08.91 - 12.96	1360	B	55 kW	208	11
AX (ZA-) 14 4x4	KDZ (TU3M/Z)	08.91 - 12.96	1360	B	55 kW	210	21
AX (ZA-) 14 D	K9A (TUD3)	09.88 - 06.92	1360	D	38 kW	211	23
AX (ZA-) 14 D	K9Y (TUD3Y)	08.91 - 12.97	1360	D	37 kW	211	23
AX (ZA-) 14 GT	KDZ (TU3M/Z)	01.89 - 12.91	1360	B	59 kW	210	21
AX (ZA-) 14	K1F	06.88 - 12.89	1360	B	49 kW	210	21
AX (ZA-) 14	K1G	01.89 - 12.91	1360	B	51 kW	210	21
AX (ZA-) 14	K2A	01.88 - 12.92	1360	B	62 kW	211	24
AX (ZA-) 14	K2A	01.88 - 12.92	1360	B	61 kW	211	24
AX (ZA-) 14	K2B	01.88 - 12.92	1360	B	62 kW	211	22
AX (ZA-) 14	KAY (TU3CP)	12.86 - 12.88	1360	B	44 kW	210	21
AX (ZA-) 15 D	VJY (TUD5)	08.94 - 12.97	1527	D	40 kW	214	38
AX (ZA-) 15 D	VJY (TUD5)	06.93 - 12.97	1527	D	43 kW	214	38
AX (ZA-) 15 D	VJZ (TUD5)	06.93 - 12.97	1527	D	43 kW	214	38
BERLINGO (ER_, EC_) 1.2 PureTech 110	HNP (EB2ADT)	06.18	1199	B	81 kW	210	20
BERLINGO (ER_, EC_) 1.2 PureTech 130	HNS (EB2ADTS)	07.19	1199	B	96 kW	210	20
BERLINGO (ER_, EC_) 1.5 BlueHdi 100	YHY (DV5RD)	06.18	1499	D	75 kW	213	31
BERLINGO (ER_, EC_) 1.5 BlueHdi 130 (ECYHZJ, ECYHZR)	YHZ (DV5RC)	06.18	1499	D	96 kW	213	31
BERLINGO (ER_, EC_) 1.5 BlueHdi 75	YHW (DV5RE)	06.18	1499	D	56 kW	213	31
BERLINGO (ER_, EC_) 1.6 BlueHdi 100	BHY (DV6FD)	01.19	1560	D	73 kW	210	17
BERLINGO (ER_, EC_) 1.6 HDi 75	9HN (DV6ETED)	09.18	1560	D	55 kW	209	16
BERLINGO (ER_, EC_) 1.6 HDi 92	9HP (DV6DTEd)	09.18	1560	D	68 kW	209	16
BERLINGO / BERLINGO FIRST Großraumlimousine (MF_, GJK_, GFK_ 1.1 i (MFHDZ, MFHFX)	HDZ (TU1M)	07.96 - 05.08	1124	B	44 kW	206	7
BERLINGO / BERLINGO FIRST Großraumlimousine (MF_, GJK_, GFK_ 1.1 i (MFHDZ, MFHFX)	HFX (TU1JP)	07.96 - 05.08	1124	B	44 kW	207	8
BERLINGO / BERLINGO FIRST Großraumlimousine (MF_, GJK_, GFK_ 1.4 bivalent	KFW (TU3JP)	11.02 - 12.11	1360	B/G	48 kW	212	27
BERLINGO / BERLINGO FIRST Großraumlimousine (MF_, GJK_, GFK_ 1.4 i (MFKFX, MFKFW, GJKFWB, GJKFWC, GFKFWC)	KFW (TU3JP)	07.96 - 12.11	1360	B	55 kW	212	27
BERLINGO / BERLINGO FIRST Großraumlimousine (MF_, GJK_, GFK_ 1.4 i (MFKFX, MFKFW, GJKFWB, GJKFWC, GFKFWC)	KFX (TU3JP)	07.96 - 12.11	1360	B	55 kW	212	27
BERLINGO / BERLINGO FIRST Großraumlimousine (MF_, GJK_, GFK_ 1.4 i bivalent (MFKFW)	KFW (TU3JP)	07.96 - 12.08	1360	B/G	55 kW	212	27
BERLINGO / BERLINGO FIRST Großraumlimousine (MF_, GJK_, GFK_ 1.4	KFW (TU3JP)	11.02 - 10.05	1360	B	53 kW	212	27
BERLINGO / BERLINGO FIRST Großraumlimousine (MF_, GJK_, GFK_ 1.6 16V (MFNFU)	NFU (TU5JP4)	10.00 - 12.11	1587	B	80 kW	215	40
BERLINGO / BERLINGO FIRST Großraumlimousine (MF_, GJK_, GFK_ 1.6 16V (MFNFU)	NFU (TU5JP4)	11.02 - 10.08	1587	B	81 kW	215	40
BERLINGO / BERLINGO FIRST Großraumlimousine (MF_, GJK_, GFK_ 1.6 HDi 75 (MF9HW, GJ9HWC, GF9HWC, GN9HWC)	9HW (DV6BTED4)	07.05 - 12.11	1560	D	55 kW	209	16
BERLINGO / BERLINGO FIRST Großraumlimousine (MF_, GJK_, GFK_ 1.6 HDi 75 (MF9HW, GJ9HWC, GF9HWC, GN9HWC)	DV6B	07.05 - 12.11	1560	D	55 kW	209	16
BERLINGO / BERLINGO FIRST Großraumlimousine (MF_, GJK_, GFK_ 1.6 HDi 90 (MF9HX)	9HX (DV6ATED4)	07.05 - 05.08	1560	D	66 kW	209	16
BERLINGO / BERLINGO FIRST Großraumlimousine (MF_, GJK_, GFK_ 1.6 HDi 92	9HJ (DV6DTEdM)	11.09 - 12.10	1560	D	68 kW	209	16
BERLINGO / BERLINGO FIRST Großraumlimousine (MF_, GJK_, GFK_ 1.6 HDi 92	9HP (DV6DTEd)	11.09 - 12.10	1560	D	68 kW	209	16
BERLINGO / BERLINGO FIRST Großraumlimousine (MF_, GJK_, GFK_ 1.8 D (MFA9A)	A9A (XUD7)	07.98 - 10.02	1769	D	43 kW	215	41

			ccm		kw		1	POS
BERLINGO / BERLINGO FIRST Großraumlimousine (MF_, GJK_, GFK_ 1.8 i (MFLFX))	LFX (XU7JB)	05.97 - 09.03	1761	B	66 kW	218	53	
BERLINGO / BERLINGO FIRST Großraumlimousine (MF_, GJK_, GFK_ 1.8 i 4WD (MFLFX))	LFX (XU7JB)	04.97 - 10.01	1761	B	66 kW	218	53	
BERLINGO / BERLINGO FIRST Großraumlimousine (MF_, GJK_, GFK_ 1.8 i	LFX (XU7JB)	07.03 - 04.04	1761	B	58 kW	218	53	
BERLINGO / BERLINGO FIRST Großraumlimousine (MF_, GJK_, GFK_ 1.9 D (MFDJY))	D9B (XUD9A/L)	07.96 - 12.03	1905	D	50 kW	217	46	
BERLINGO / BERLINGO FIRST Großraumlimousine (MF_, GJK_, GFK_ 1.9 D (MFDJY))	DJY (XUD9A)	07.96 - 12.03	1905	D	50 kW	217	46	
BERLINGO / BERLINGO FIRST Großraumlimousine (MF_, GJK_, GFK_ 1.9 D (MFDJY))	DJY (XUD9A)	07.96 - 10.99	1905	D	51 kW	217	46	
BERLINGO / BERLINGO FIRST Großraumlimousine (MF_, GJK_, GFK_ 1.9 D (MFWJZ))	WJY (DW8B)	05.98 - 11.10	1868	D	51 kW	216	44	
BERLINGO / BERLINGO FIRST Großraumlimousine (MF_, GJK_, GFK_ 1.9 D (MFWJZ))	WJZ (DW8)	05.98 - 11.10	1868	D	51 kW	216	44	
BERLINGO / BERLINGO FIRST Großraumlimousine (MF_, GJK_, GFK_ 1.9 D 4WD (MFWJZ))	WJY (DW8B)	07.98 - 10.05	1868	D	51 kW	216	44	
BERLINGO / BERLINGO FIRST Großraumlimousine (MF_, GJK_, GFK_ 1.9 D 4WD (MFWJZ))	WJZ (DW8)	07.98 - 10.05	1868	D	51 kW	216	44	
BERLINGO / BERLINGO FIRST Großraumlimousine (MF_, GJK_, GFK_ 2.0 HDI 90 (MFRHY))	RHY (DW10TD)	12.99 - 10.05	1997	D	66 kW	220	58	
BERLINGO / BERLINGO FIRST Großraumlimousine (MF_, GJK_, GFK_ 2.0 HDi 4x4 (MFRHY))	RHY (DW10TD)	11.02 - 10.05	1997	D	66 kW	220	58	
BERLINGO / BERLINGO FIRST Kasten/Großraumlimousine (M_) 1.1 i (MAHDZ, MBHDZ, MBH-FX)	HDZ (TU1M)	07.96 - 03.08	1124	B	44 kW	206	7	
BERLINGO / BERLINGO FIRST Kasten/Großraumlimousine (M_) 1.1 i (MAHDZ, MBHDZ, MBH-FX)	HFX (TU1JP)	07.96 - 03.08	1124	B	44 kW	207	8	
BERLINGO / BERLINGO FIRST Kasten/Großraumlimousine (M_) 1.4 BiFuel (MBKFXB, MCKFX-B)	KFW (TU3JP)	07.96 - 10.02	1360	B/G	55 kW	212	27	
BERLINGO / BERLINGO FIRST Kasten/Großraumlimousine (M_) 1.4 bivalent	KFW (TU3JP)	11.02 - 12.11	1360	B/G	48 kW	212	27	
BERLINGO / BERLINGO FIRST Kasten/Großraumlimousine (M_) 1.4 i (MBKFX, MBKFW)	KFW (TU3A)	07.96 - 12.11	1360	B	55 kW	212	28	
BERLINGO / BERLINGO FIRST Kasten/Großraumlimousine (M_) 1.4 i (MBKFX, MBKFW)	KFW (TU3JP)	07.96 - 12.11	1360	B	55 kW	212	27	
BERLINGO / BERLINGO FIRST Kasten/Großraumlimousine (M_) 1.4 i (MBKFX, MBKFW)	KFX (TU3JP)	07.96 - 12.11	1360	B	55 kW	212	27	
BERLINGO / BERLINGO FIRST Kasten/Großraumlimousine (M_) 1.4 i bivalent (MBKFW)	KFW (TU3JP)	04.03 - 10.05	1360	B/G	55 kW	212	27	
BERLINGO / BERLINGO FIRST Kasten/Großraumlimousine (M_) 1.4 i	KFW (TU3JP)	08.99 - 05.08	1360	B	57 kW	212	27	
BERLINGO / BERLINGO FIRST Kasten/Großraumlimousine (M_) 1.4 i	KFX (TU3JP)	08.99 - 05.08	1360	B	57 kW	212	27	
BERLINGO / BERLINGO FIRST Kasten/Großraumlimousine (M_) 1.6 16V (MBNFU)	NFU (TU5JP4)	10.00 - 03.08	1587	B	80 kW	215	40	
BERLINGO / BERLINGO FIRST Kasten/Großraumlimousine (M_) 1.6 16V	NFU (TU5JP4)	11.02 - 10.08	1587	B	81 kW	215	40	
BERLINGO / BERLINGO FIRST Kasten/Großraumlimousine (M_) 1.6 HDI 75 (MB9HW)	9HW (DV6BTED4)	07.05 - 12.11	1560	D	55 kW	209	16	
BERLINGO / BERLINGO FIRST Kasten/Großraumlimousine (M_) 1.6 HDI 75 (MB9HW)	DV6B	07.05 - 12.11	1560	D	55 kW	209	16	
BERLINGO / BERLINGO FIRST Kasten/Großraumlimousine (M_) 1.6 HDI 90 (MB9HX, MC9HX)	9HX (DV6ATED4)	07.05 - 12.11	1560	D	66 kW	209	16	
BERLINGO / BERLINGO FIRST Kasten/Großraumlimousine (M_) 1.6 HDI 92	9HJ (DV6DTEDM)	11.09 - 12.10	1560	D	68 kW	209	16	
BERLINGO / BERLINGO FIRST Kasten/Großraumlimousine (M_) 1.6 HDI 92	9HP (DV6DTEd)	11.09 - 12.10	1560	D	68 kW	209	16	
BERLINGO / BERLINGO FIRST Kasten/Großraumlimousine (M_) 1.8 D (MBA9A, MCA9A)	A9A (XUD7)	07.96 - 10.02	1769	D	43 kW	215	41	
BERLINGO / BERLINGO FIRST Kasten/Großraumlimousine (M_) 1.8 i	LFX (XU7JB)	03.97 - 05.03	1761	B	66 kW	218	53	
BERLINGO / BERLINGO FIRST Kasten/Großraumlimousine (M_) 1.9 D 70 (MBWJZ, MCWJZ)	WJY (DW8B)	04.99 - 12.11	1868	D	51 kW	216	44	
BERLINGO / BERLINGO FIRST Kasten/Großraumlimousine (M_) 1.9 D 70 (MBWJZ, MCWJZ)	WJZ (DW8)	04.99 - 12.11	1868	D	51 kW	216	44	
BERLINGO / BERLINGO FIRST Kasten/Großraumlimousine (M_) 1.9 D 70 4WD (MBWJZ, MCWJZ)	WJY (DW8B)	07.98 - 03.06	1868	D	51 kW	216	44	
BERLINGO / BERLINGO FIRST Kasten/Großraumlimousine (M_) 1.9 D 70 4WD (MBWJZ, MCWJZ)	WJZ (DW8)	07.98 - 03.06	1868	D	51 kW	216	44	
BERLINGO / BERLINGO FIRST Kasten/Großraumlimousine (M_) 2.0 HDI 90 (MBRHY, MCRHY)	RHY (DW10TD)	08.99 - 12.11	1997	D	66 kW	220	58	
BERLINGO / BERLINGO FIRST Kasten/Großraumlimousine (M_) 2.0 HDI 90 4WD (MBRHY, MCRHY)	RHY (DW10TD)	11.00 - 10.05	1997	D	66 kW	220	58	
BERLINGO Kasten/Großraumlimousine (B9) 1.6 BlueHdi 100 4x4	BHY (DV6FD)	12.14	1560	D	73 kW	210	17	
BERLINGO Kasten/Großraumlimousine (B9) 1.6 BlueHdi 100	BHY (DV6FD)	12.14	1560	D	73 kW	210	17	
BERLINGO Kasten/Großraumlimousine (B9) 1.6 BlueHdi 120	BHZ (DV6FC)	12.14	1560	D	88 kW	210	17	
BERLINGO Kasten/Großraumlimousine (B9) 1.6 HDi / BlueHdi 75	9HN (DV6ETED)	07.10	1560	D	55 kW	209	16	
BERLINGO Kasten/Großraumlimousine (B9) 1.6 HDi / BlueHdi 75	BHW (DV6FE)	07.10	1560	D	55 kW	209	16	
BERLINGO Kasten/Großraumlimousine (B9) 1.6 HDi 110	9HL (DV6C)	07.10	1560	D	82 kW	209	16	
BERLINGO Kasten/Großraumlimousine (B9) 1.6 HDi 110	9HR (DV6C)	07.10	1560	D	82 kW	209	16	
BERLINGO Kasten/Großraumlimousine (B9) 1.6 HDi 110	9HZ (DV6TED4)	04.08	1560	D	80 kW	209	16	
BERLINGO Kasten/Großraumlimousine (B9) 1.6 HDi 115	9HL (DV6C)	07.10	1560	D	84 kW	209	16	
BERLINGO Kasten/Großraumlimousine (B9) 1.6 HDi 75 4x4	9HN (DV6ETED)	02.12	1560	D	55 kW	209	16	
BERLINGO Kasten/Großraumlimousine (B9) 1.6 HDi 75 4x4	9HT (DV6BTED4)	02.12	1560	D	55 kW	209	16	
BERLINGO Kasten/Großraumlimousine (B9) 1.6 HDi 75	9HT (DV6BTED4)	04.08	1560	D	55 kW	209	16	
BERLINGO Kasten/Großraumlimousine (B9) 1.6 HDi 75	9HT (DV6BUTED4)	04.08	1560	D	55 kW	209	16	
BERLINGO Kasten/Großraumlimousine (B9) 1.6 HDi 90 16V	9HS (DV6TED4BU)	04.08	1560	D	66 kW	209	16	
BERLINGO Kasten/Großraumlimousine (B9) 1.6 HDi 90 16V	9HX (DV6ATED4)	04.08	1560	D	66 kW	209	16	
BERLINGO Kasten/Großraumlimousine (B9) 1.6 HDi 90 16V	9HX (DV6AUTED4)	04.08	1560	D	66 kW	209	16	
BERLINGO Kasten/Großraumlimousine (B9) 1.6 HDi 90 4x4	9HF (DV6DTEd)	02.12	1560	D	66 kW	209	16	
BERLINGO Kasten/Großraumlimousine (B9) 1.6 HDi 90	9HE (DV6DBM)	07.10 - 12.18	1560	D	66 kW	209	16	
BERLINGO Kasten/Großraumlimousine (B9) 1.6 HDi 90	9HF (DV6DTEd)	07.10 - 12.18	1560	D	66 kW	209	16	
BERLINGO Kasten/Großraumlimousine (B9) 1.6 HDi 90	9HJ (DV6DTEDM)	07.10	1560	D	68 kW	209	16	
BERLINGO Kasten/Großraumlimousine (B9) 1.6 HDi 90	9HP (DV6DTEd)	07.10	1560	D	68 kW	209	16	








BERLINGO Kasten/Großraumlimousine (B9) 1.6 VTi 120	5FS (EP6C)	11.09	1598	B	88 kW	214	35
BERLINGO Kasten/Großraumlimousine (B9) 1.6 VTi 95	5FK (EP6CB)	07.10	1598	B	72 kW	214	35
BERLINGO Kasten/Großraumlimousine (B9) 1.6	NFR (TU5JP4B)	04.08	1587	B	66 kW	215	40
BERLINGO Kasten/Großraumlimousine (B9) 1.6	NFU (TU5JP4)	04.08	1587	B	80 kW	215	40
BERLINGO Kasten/Großraumlimousine (B9) PureTech 110	HNZ (EB2DT)	01.18	1199	B	81 kW	210	19
BERLINGO Kasten/Großraumlimousine (K9) 1.5 BlueHDi 100	YHY (DV5RD)	06.18	1499	D	75 kW	213	31
BERLINGO Kasten/Großraumlimousine (K9) 1.5 BlueHDi 130 4x4	YHZ (DV5RC)	06.18	1499	D	96 kW	213	31
BERLINGO Kasten/Großraumlimousine (K9) 1.5 BlueHDi 130	YHZ (DV5RC)	06.18	1499	D	96 kW	213	31
BERLINGO Kasten/Großraumlimousine (K9) 1.5 BlueHDi 75	YHW (DV5RE)	10.19	1499	D	55 kW	213	31
BERLINGO Kasten/Großraumlimousine (K9) 1.6 16V Flex	NFP (EC5)	10.18	1587	B/E	90 kW	214	39
BERLINGO Kasten/Großraumlimousine (K9) 1.6 BlueHDi 100	BHY (DV6FD)	06.18	1560	D	73 kW	210	17
BERLINGO Kasten/Großraumlimousine (K9) 1.6 BlueHDi 75	BHW (DV6FE)	06.18	1560	D	55 kW	209	16
BERLINGO Kasten/Großraumlimousine (K9) PureTech 110	HNP (EB2ADT)	06.18	1199	B	81 kW	210	20
BERLINGO Kasten/Großraumlimousine (K9) PureTech 130	HNS (EB2ADTS)	10.19	1199	B	96 kW	210	20
BERLINGO MULTISPACE (B9) 1.2 PureTech 110	HNZ (EB2DT)	02.16	1199	B	81 kW	210	19
BERLINGO MULTISPACE (B9) 1.4 i	KFX (TU3A)	07.11	1360	B	55 kW	212	28
BERLINGO MULTISPACE (B9) 1.6 BlueHDi 100	BHY (DV6FD)	12.14	1560	D	73 kW	210	17
BERLINGO MULTISPACE (B9) 1.6 BlueHDi 120	BHZ (DV6FC)	12.14	1560	D	88 kW	210	17
BERLINGO MULTISPACE (B9) 1.6 HDi 110	9HL (DV6C)	07.10	1560	D	82 kW	209	16
BERLINGO MULTISPACE (B9) 1.6 HDi 110	9HR (DV6C)	07.10	1560	D	82 kW	209	16
BERLINGO MULTISPACE (B9) 1.6 HDi 110	9HZ (DV6TED4)	04.08	1560	D	80 kW	209	16
BERLINGO MULTISPACE (B9) 1.6 HDi 115 4x4	9HR (DV6C)	02.12	1560	D	84 kW	209	16
BERLINGO MULTISPACE (B9) 1.6 HDi 115	9HR (DV6C)	07.10	1560	D	84 kW	209	16
BERLINGO MULTISPACE (B9) 1.6 HDi 75 / BlueHDi 75	9HN (DV6ETED)	04.08	1560	D	55 kW	209	16
BERLINGO MULTISPACE (B9) 1.6 HDi 75 / BlueHDi 75	BHW (DV6FE)	04.08	1560	D	55 kW	209	16
BERLINGO MULTISPACE (B9) 1.6 HDi 75 16V	9HT (DV6BTED4)	04.08	1560	D	55 kW	209	16
BERLINGO MULTISPACE (B9) 1.6 HDi 90 4x4	9HF (DV6DTEED)	02.12 - 12.14	1560	D	66 kW	209	16
BERLINGO MULTISPACE (B9) 1.6 HDi 90 4x4	9HX (DV6ATED4)	02.12 - 12.14	1560	D	66 kW	209	16
BERLINGO MULTISPACE (B9) 1.6 HDi 90	9HJ (DV6DTEED)	07.10	1560	D	68 kW	209	16
BERLINGO MULTISPACE (B9) 1.6 HDi 90	9HP (DV6DTEED)	07.10	1560	D	68 kW	209	16
BERLINGO MULTISPACE (B9) 1.6 HDi 90	9HX (DV6ATED4)	07.10	1560	D	68 kW	209	16
BERLINGO MULTISPACE (B9) 1.6 HDi 90	9HX (DV6ATED4)	04.08	1560	D	66 kW	209	16
BERLINGO MULTISPACE (B9) 1.6 VTi 120	5FS (EP6C)	11.09	1598	B	88 kW	214	35
BERLINGO MULTISPACE (B9) 1.6 VTi 95	5FK (EP6CB)	07.10	1598	B	72 kW	214	35
BERLINGO MULTISPACE (B9) 1.6	NFR (TU5JP4B)	04.08	1587	B	66 kW	215	40
BERLINGO MULTISPACE (B9) 1.6	NFU (TU5JP4)	04.08	1587	B	80 kW	215	40
BERLINGO MULTISPACE (B9) 1.6	NFU (TU5JP4)	11.08	1587	B	81 kW	215	40
BERLINGO Pritsche/Fahrgestell (B9) 1.6 BlueHDi 100	BHY (DV6FD)	12.14	1560	D	73 kW	210	17
BERLINGO Pritsche/Fahrgestell (B9) 1.6 HDi 90 16V	9HX (DV6ATED4)	04.08	1560	D	66 kW	209	16
BERLINGO Pritsche/Fahrgestell (B9) 1.6 HDi 90	9HF (DV6DTEED)	07.10	1560	D	66 kW	209	16
BERLINGO Pritsche/Fahrgestell (B9) 1.6 HDi 92	9HJ (DV6DTEED)	07.10 - 12.17	1560	D	68 kW	209	16
BX (XB-) 1.6	B6D	01.87 - 01.92	1580	B	85 kW	217	48
BX (XB-) 1.6	B6E	01.87 - 01.92	1580	B	85 kW	217	48
BX (XB-) 1.8 D	161 (XUD7)	10.85 - 09.93	1769	D	44 kW	215	41
BX (XB-) 1.9 19 D 4x4	D9B (XUD9A/U)	03.87 - 02.93	1905	D	51 kW	217	46
BX (XB-) 1.9 GTi (XB)	D6C (XU9J4)	01.92 - 12.93	1905	B	118 kW	217	48
BX (XB-) 1.9 RD 4x4	D9B (XUD9A/U)	01.87 - 01.92	1905	D	52 kW	217	46
BX (XB-) 1.9	D6A (XU9J2)	10.85 - 06.94	1905	B	92 kW	217	48
BX (XB-) 11	H1A	10.86 - 06.92	1124	B	42 kW	206	7
BX (XB-) 11	HDZ (TU1M)	10.88 - 06.92	1124	B	40 kW	206	7
BX (XB-) 14 E	150A	10.82 - 01.92	1360	B	45 kW	208	11
BX (XB-) 14 E	150B (XY8)	10.82 - 05.89	1360	B	59 kW	208	11
BX (XB-) 14 E	150C	04.83 - 01.92	1360	B	52 kW	208	11
BX (XB-) 14 E	150C	04.83 - 02.93	1360	B	53 kW	208	11
BX (XB-) 14 E	150F	09.85 - 02.93	1360	B	49 kW	208	11
BX (XB-) 14 E	K1G	04.83 - 01.92	1360	B	52 kW	210	21
BX (XB-) 14	K1H (TU3A)	01.89 - 12.89	1360	B	47 kW	208	11
BX (XB-) 14	KAZ	10.82 - 01.92	1360	B	40 kW	211	24
BX (XB-) 14	KDY (TU3M)	01.89 - 02.93	1360	B	55 kW	208	11
BX (XB-) 14	KDZ (TU3M/Z)	01.89 - 02.93	1360	B	55 kW	210	21
BX (XB-) 15	B1E (XU51C)	10.87 - 05.92	1580	B	59 kW	217	48
BX (XB-) 16 E	BDY (XU5M)	05.89 - 12.94	1580	B	65 kW	217	48

			ccm		kw		1	POS
BX (XB-) 16 E	BDZ (XU5M)	05.89 - 12.94	1580	B	65 kW	217	48	
BX (XB-) 16	171A	10.82 - 06.88	1580	B	66 kW	217	48	
BX (XB-) 16	171B	10.82 - 06.88	1580	B	66 kW	217	48	
BX (XB-) 16	171B	02.92 - 06.94	1580	B	70 kW	217	48	
BX (XB-) 16	171C	10.82 - 06.88	1580	B	66 kW	217	48	
BX (XB-) 16	171D	07.85 - 02.93	1580	B	64 kW	217	48	
BX (XB-) 16	B1A (XU51C/K)	09.87 - 02.93	1580	B	58 kW	217	48	
BX (XB-) 16	B1E (XU51C)	01.87 - 02.93	1580	B	53 kW	217	48	
BX (XB-) 16	BAY (XU5CP)	09.88 - 02.93	1580	B	55 kW	217	48	
BX (XB-) 16	BAZ (XU5CP)	09.88 - 02.93	1580	B	55 kW	217	48	
BX (XB-) 16	XU52C	10.82 - 12.92	1580	B	68 kW	217	48	
BX (XB-) 19 D	162 (XUD9)	09.83 - 09.93	1905	D	47 kW	217	46	
BX (XB-) 19 D	D9A (XUD9)	09.83 - 09.93	1905	D	47 kW	217	46	
BX (XB-) 19 D	D9B (XUD9A/U)	03.87 - 12.94	1905	D	51 kW	217	46	
BX (XB-) 19 D	D9B (XUD9A/U)	03.92 - 10.93	1905	D	53 kW	217	46	
BX (XB-) 19 D	DJZ (XUD9A)	09.83 - 09.93	1905	D	47 kW	217	46	
BX (XB-) 19 E 4x4	D2F	04.89 - 02.93	1905	B	80 kW	217	48	
BX (XB-) 19 E	DDZ (XU9M)	06.88 - 02.93	1905	B	80 kW	217	48	
BX (XB-) 19 GTi 16V	D6C (XU9J4)	09.87 - 12.88	1905	B	116 kW	217	48	
BX (XB-) 19 GTi 16V	DFW (XU9J4)	03.88 - 02.93	1905	B	108 kW	217	48	
BX (XB-) 19 GTi 4x4	DKZ (XU9JA)	06.88 - 02.93	1905	B	88 kW	217	48	
BX (XB-) 19 GTi	D6A (XU9J2)	07.86 - 02.93	1905	B	90 kW	217	48	
BX (XB-) 19 GTi	D6A (XU9J2)	10.84 - 06.94	1905	B	90 kW	217	48	
BX (XB-) 19 GTi	DKZ (XU9JA)	02.87 - 02.94	1905	B	88 kW	217	48	
BX (XB-) 19	159A	01.86 - 05.89	1905	B	75 kW	217	48	
BX (XB-) 19	D2A (XU92C)	07.86 - 05.89	1905	B	77 kW	217	48	
BX (XB-) 19	D2A (XU92C)	01.87 - 01.92	1905	B	76 kW	217	48	
BX (XB-) 19	D2C (XU92C)	09.86 - 11.89	1905	B	70 kW	217	48	
BX (XB-) 19	D2E	09.84 - 01.92	1905	B	78 kW	217	48	
BX (XB-) TRD Turbo	A8A (XUD7TE)	03.88 - 02.93	1769	D	66 kW	215	42	
BX (XB-) TRD Turbo	AJZ (XUD7TE)	03.88 - 02.93	1769	D	66 kW	215	42	
BX Break (XB-) 1.4	150C	01.87 - 01.92	1360	B	52 kW	208	11	
BX Break (XB-) 1.4	K1F	01.87 - 01.92	1360	B	44 kW	210	21	
BX Break (XB-) 1.4	KAZ	01.87 - 01.92	1360	B	40 kW	211	24	
BX Break (XB-) 1.6	B6D	01.87 - 01.92	1580	B	85 kW	217	48	
BX Break (XB-) 1.6	B6E	01.87 - 01.92	1580	B	85 kW	217	48	
BX Break (XB-) 1.9 D	D9B (XUD9A/L)	01.87 - 01.92	1905	D	52 kW	217	46	
BX Break (XB-) 1.9 TZi	D6A (XU9J2)	02.92 - 12.94	1905	B	92 kW	217	48	
BX Break (XB-) 14	150C	01.86 - 02.93	1360	B	53 kW	208	11	
BX Break (XB-) 14	K1H (TU3A)	01.89 - 12.89	1360	B	47 kW	208	11	
BX Break (XB-) 14	KDY (TU3M)	01.89 - 02.93	1360	B	55 kW	208	11	
BX Break (XB-) 15	B1E (XU51C)	10.87 - 05.92	1580	B	59 kW	217	48	
BX Break (XB-) 15	B1E (XU51C)	01.87 - 01.92	1580	B	58 kW	217	48	
BX Break (XB-) 16	171A	06.85 - 06.88	1580	B	66 kW	217	48	
BX Break (XB-) 16	171B	06.85 - 06.88	1580	B	66 kW	217	48	
BX Break (XB-) 16	171C	06.85 - 06.88	1580	B	66 kW	217	48	
BX Break (XB-) 16	171C	04.83 - 01.92	1580	B	68 kW	217	48	
BX Break (XB-) 16	171D	07.85 - 12.94	1580	B	64 kW	217	48	
BX Break (XB-) 16	B1E (XU51C)	09.88 - 12.94	1580	B	53 kW	217	48	
BX Break (XB-) 16	BAY (XU5CP)	09.88 - 12.94	1580	B	55 kW	217	48	
BX Break (XB-) 16	BAZ (XU5CP)	09.88 - 12.94	1580	B	55 kW	217	48	
BX Break (XB-) 16	BDY (XU5M)	05.89 - 12.94	1580	B	65 kW	217	48	
BX Break (XB-) 16	BDZ (XU5M)	05.89 - 12.94	1580	B	65 kW	217	48	
BX Break (XB-) 18 D	161A (XUD7)	10.85 - 09.93	1769	D	44 kW	215	41	
BX Break (XB-) 19 4x4	D2E	06.89 - 05.91	1905	B	78 kW	217	48	
BX Break (XB-) 19 4x4	DDZ (XU9M)	10.90 - 05.91	1905	B	80 kW	217	48	
BX Break (XB-) 19 Cat (AZE151)	DFZ (XU9J1)	07.86 - 12.94	1905	B	75 kW	217	48	
BX Break (XB-) 19 D	162 (XUD9)	09.83 - 11.94	1905	D	47 kW	217	46	
BX Break (XB-) 19 D	D9A (XUD9)	09.83 - 11.94	1905	D	47 kW	217	46	
BX Break (XB-) 19 D	D9B (XUD9A/U)	03.87 - 12.94	1905	D	51 kW	217	46	
BX Break (XB-) 19 D	DJZ (XUD9A)	09.83 - 11.94	1905	D	47 kW	217	46	
BX Break (XB-) 19	D2A (XU92C)	07.86 - 12.94	1905	B	75 kW	217	48	








BX Break (XB-) 19	D2A (XU92C)	01.87 - 01.92	1905	B	76 kW	217	48
BX Break (XB-) 19	D2C (XU92C)	12.87 - 12.89	1905	B	70 kW	217	48
BX Break (XB-) 19	D2E	01.87 - 01.92	1905	B	78 kW	217	48
BX Break (XB-) 19	D6A (XU9J2)	07.86 - 01.92	1905	B	90 kW	217	48
BX Break (XB-) 19	DDZ (XU9M)	06.88 - 12.94	1905	B	80 kW	217	48
BX Break (XB-) 19	DKZ (XU9JA)	06.88 - 12.94	1905	B	88 kW	217	48
BX Break (XB-) TRD Turbo	A8A (XUD7TE)	03.88 - 12.94	1769	D	66 kW	215	42
BX Break (XB-) TRD Turbo	AJZ (XUD7TE)	03.88 - 12.94	1769	D	66 kW	215	42
BX Van (XB-) 1.4	150A	09.82 - 01.92	1360	B	45 kW	208	11
BX Van (XB-) 1.4	150B (XY8)	09.82 - 12.86	1360	B	59 kW	208	11
C-CROSSER (VU_, VV_) 2.2 HDi	4HN (DW12MTED4)	02.07 - 12.12	2179	D	115 kW	221	59
C-CROSSER ENTERPRISE (VU_, VV_) 2.2 HDi	4HN (DW12MTED4)	01.09	2179	D	115 kW	221	59
C-CROSSER Van (VU_) 2.2 HDi (VU4HNN)	4HN (DW12MTED4)	06.07 - 12.12	2179	D	115 kW	221	59
C-ELYSEE (DD_) 1.2 PureTech 82 (DDHMRP)	HMR (EB2FA)	02.18	1199	B	61 kW	210	18
C-ELYSEE (DD_) 1.2 VTi 72 (DDHMY0)	HMY (EB2M)	11.12 - 01.17	1199	B	53 kW	210	19
C-ELYSEE (DD_) 1.2 VTi 82	HMZ (EB2)	12.14	1199	B	60 kW	210	19
C-ELYSEE (DD_) 1.2 VTi 82	HMZ (EB2F)	12.14	1199	B	60 kW	210	19
C-ELYSEE (DD_) 1.5 BlueHDi 100	YHY (DV5RD)	05.18	1499	D	75 kW	213	31
C-ELYSEE (DD_) 1.6 BlueHDi 100	BHY (DV6FD)	11.14	1560	D	73 kW	210	17
C-ELYSEE (DD_) 1.6 HDi 92	9HJ (DV6DTEDM)	11.12	1560	D	68 kW	209	16
C-ELYSEE (DD_) 1.6 HDi 92	9HP (DV6DTED)	11.12	1560	D	68 kW	209	16
C-ELYSEE (DD_) 1.6 VTi 115 (DDNFP0, DDNFP6, DDNFP9)	NFP (EC5)	11.12	1587	B	85 kW	214	39
C1 (PM_, PN_) 1.4 HDi	8HT (DV4TD)	06.05 - 09.14	1398	D	40 kW	207	10
C1 II (PA_, PS_) 1.2 VTi 82	HMT (EB2D)	04.14	1199	B	60 kW	210	19
C1 II (PA_, PS_) 1.2 VTi 82	HMZ (EB2)	04.14	1199	B	60 kW	210	19
C1 II (PA_, PS_) 1.2 VTi 82	HMZ (EB2F)	04.14	1199	B	60 kW	210	19
C15 Kasten/Großraumlimousine (VD_) 1.0 E	TU9K	11.92 - 07.96	954	B	37 kW	205	3
C15 Kasten/Großraumlimousine (VD_) 1.0	TU9	10.84 - 12.97	954	B	33 kW	205	4
C15 Kasten/Großraumlimousine (VD_) 1.0	XV8	10.84 - 12.97	954	B	33 kW	205	2
C15 Kasten/Großraumlimousine (VD_) 1.1 i	HDZ (TU1M)	07.88 - 12.96	1124	B	44 kW	206	7
C15 Kasten/Großraumlimousine (VD_) 1.1	109K	10.84 - 12.96	1124	B	35 kW	206	5
C15 Kasten/Großraumlimousine (VD_) 1.1	E1A	10.84 - 12.96	1124	B	35 kW	206	6
C15 Kasten/Großraumlimousine (VD_) 1.1	E1A	10.84 - 07.87	1124	B	40 kW	206	6
C15 Kasten/Großraumlimousine (VD_) 1.1	H1A	11.88 - 07.96	1124	B	40 kW	206	7
C15 Kasten/Großraumlimousine (VD_) 1.3	G1A	07.87 - 05.88	1294	B	47 kW	213	32
C15 Kasten/Großraumlimousine (VD_) 1.4 E	150D (XY7)	05.87 - 12.96	1360	B	44 kW	211	24
C15 Kasten/Großraumlimousine (VD_) 1.4 E	K3A	07.87 - 12.96	1360	B	40 kW	210	21
C15 Kasten/Großraumlimousine (VD_) 1.4 i	KDY (TU3FM)	05.91 - 12.96	1360	B	55 kW	211	25
C15 Kasten/Großraumlimousine (VD_) 1.4 i	KDY (TU3M)	05.91 - 12.96	1360	B	55 kW	208	11
C15 Kasten/Großraumlimousine (VD_) 1.4	K1H (TU3A)	07.87 - 12.96	1360	B	49 kW	208	11
C15 Kasten/Großraumlimousine (VD_) 1.8 D	161A (XUD7)	07.86 - 06.02	1769	D	44 kW	215	41
C15 Kasten/Großraumlimousine (VD_) 1.9 D	WJX (DW8B)	12.00 - 12.05	1868	D	44 kW	216	43
C15 Kasten/Großraumlimousine (VD_) 1.9 D	WJY (DW8B)	01.00 - 07.05	1868	D	51 kW	216	44
C15 Kombi 1.1	HDZ (TU1M)	10.88 - 10.92	1124	B	40 kW	206	7
C15 Kombi 1.1	HDZ (TU1M)	08.88 - 07.96	1124	B	44 kW	206	7
C15 Kombi 1.4	150D (XY7)	05.87 - 10.92	1360	B	44 kW	211	24
C15 Kombi 1.4	KAZ	05.87 - 09.92	1360	B	49 kW	211	24
C15 Kombi 1.4	KDY (TU3M)	05.91 - 07.96	1360	B	55 kW	208	11
C15 Kombi 1.8 D	161A (XUD7)	04.87 - 08.00	1769	D	44 kW	215	41
C15 Pritsche/Fahrgestell (VDPD) 1.9 D	WJY (DW8B)	09.00 - 10.02	1868	D	51 kW	216	44
C2 (JM_) 1.1	HFX (TU1A)	09.03 - 09.12	1124	B	44 kW	206	7
C2 (JM_) 1.1	HFX (TU1JP)	09.03 - 09.12	1124	B	44 kW	207	8
C2 (JM_) 1.4 16V	KFU (ET3J4)	04.05 - 12.09	1360	B	65 kW	213	30
C2 (JM_) 1.4 HDi	8HX (DV4TD)	07.03 - 12.09	1398	D	50 kW	207	10
C2 (JM_) 1.4 HDi	8HX (DV4TD)	09.03 - 04.05	1398	D	51 kW	207	10
C2 (JM_) 1.4 HDi	8HZ (DV4TD)	07.03 - 12.09	1398	D	50 kW	207	10
C2 (JM_) 1.4	KFV (TU3A)	09.03 - 12.09	1360	B	54 kW	212	28
C2 (JM_) 1.4	KFV (TU3JP)	09.03 - 12.09	1360	B	54 kW	212	26
C2 (JM_) 1.4	KFV (TU3JP)	10.06 - 12.09	1360	B	55 kW	212	26
C2 (JM_) 1.6 HDi	9HZ (DV6TED4)	09.05 - 12.09	1560	D	80 kW	209	16
C2 (JM_) 1.6 VTS	NFS (TU5JP4S)	10.04 - 12.09	1587	B	90 kW	215	40
C2 (JM_) 1.6	NFU (TU5JP4)	07.03 - 10.10	1587	B	80 kW	215	40

			ccm		kw		1 POS
C2 (JM_) 1.6	NFU (TU5JP4)	01.08 - 09.17	1587	B	81 kW	215	40
C2 ENTERPRISE (JG_) 1.1	HFX (TU1A)	11.03 - 12.09	1124	B	44 kW	206	7
C2 ENTERPRISE (JG_) 1.1	HFX (TU1JP)	11.03 - 12.09	1124	B	44 kW	207	8
C2 ENTERPRISE (JG_) 1.4 HDi	8HX (DV4TD)	09.06 - 12.09	1398	D	50 kW	207	10
C2 ENTERPRISE (JG_) 1.4 HDi	8HZ (DV4TD)	11.03 - 04.05	1398	D	51 kW	207	10
C25 Bus (280_, 290_) 1.8 E	169 (XM7T)	07.87 - 02.94	1796	B	51 kW	219	54
C25 Bus (280_, 290_) 1.8	169 (XM7T)	11.81 - 01.94	1796	B	50 kW	219	54
C25 Bus (280_, 290_) 1.9 D	D9B (XUD9A/U)	07.87 - 02.94	1905	D	51 kW	217	46
C25 Bus (280_, 290_) 2.0 E	170A (XN1T)	09.81 - 02.94	1971	B	58 kW	222	65
C25 Bus (280_, 290_) 2.0 E	170B (XN1T)	09.81 - 02.94	1971	B	58 kW	222	65
C25 Bus (280_, 290_) 2.0	170C (XN1T)	02.91 - 02.94	1971	B	62 kW	223	66
C25 Bus (280_, 290_) 2.5 D 4x4	CRD93L (U25/661)	01.87 - 02.94	2498	D	54 kW	224	73
C25 Bus (280_, 290_) 2.5 D Turbo 4x4	CRD93LS (U25/673)	08.87 - 02.94	2500	D	70 kW	224	71
C25 Bus (280_, 290_) 2.5 D Turbo	CRD93LS (U25/673)	08.87 - 02.94	2500	D	70 kW	224	71
C25 Bus (280_, 290_) 2.5 D	CRD93L (U25/661)	10.85 - 02.94	2498	D	54 kW	224	73
C25 Bus (280_, 290_) 2.5 D	CRD93L (U25/661)	11.81 - 01.94	2498	D	55 kW	224	73
C25 Kasten (280_, 290_) 1.8	169 (XM7T)	11.81 - 01.94	1796	B	50 kW	219	54
C25 Kasten (280_, 290_) 1.9 D 1400	DJY (XUD9A)	01.88 - 01.94	1905	D	51 kW	217	46
C25 Kasten (280_, 290_) 2.0 4x4	170C (XN1T)	01.90 - 01.94	1971	B	62 kW	223	66
C25 Kasten (280_, 290_) 2.0 E	170A (XN1T)	09.81 - 03.94	1971	B	58 kW	222	65
C25 Kasten (280_, 290_) 2.0 E	170B (XN1T)	09.81 - 03.94	1971	B	58 kW	222	65
C25 Kasten (280_, 290_) 2.0	170A (XN1T)	11.81 - 12.86	1971	B	57 kW	222	65
C25 Kasten (280_, 290_) 2.0	170B (XN1T)	11.81 - 12.86	1971	B	57 kW	222	65
C25 Kasten (280_, 290_) 2.0	170C (XN1T)	02.91 - 03.94	1971	B	62 kW	223	66
C25 Kasten (280_, 290_) 2.5 D 4x4	CRD93L (U25/661)	11.83 - 12.86	2498	D	55 kW	224	73
C25 Kasten (280_, 290_) 2.5 DT 4x4	CRD93LS (U25/673)	08.91 - 01.94	2500	D	70 kW	224	71
C25 Kasten (280_, 290_) 2.5 DT	CRD93LS (U25/673)	08.91 - 01.94	2500	D	70 kW	224	71
C25 Kasten (280_, 290_) 2.5 D	CRD93L (U25/661)	11.81 - 01.94	2498	D	55 kW	224	73
C25 Kasten (280_, 290_) 2.5 D	CRD93L (U25/661)	02.85 - 07.94	2498	D	54 kW	224	73
C25 Pritsche/Fahrgestell (280_, 290_) 1.8 E	169 (XM7T)	07.87 - 02.94	1796	B	51 kW	219	54
C25 Pritsche/Fahrgestell (280_, 290_) 2.0	170A (XN1T)	11.81 - 03.92	1971	B	57 kW	222	65
C25 Pritsche/Fahrgestell (280_, 290_) 2.0	170C (XN1T)	01.87 - 03.94	1971	B	62 kW	223	66
C25 Pritsche/Fahrgestell (280_, 290_) 2.5 DT	CRD93LS (U25/673)	01.87 - 01.94	2500	D	70 kW	224	71
C25 Pritsche/Fahrgestell (280_, 290_) 2.5 D	CRD93L (U25/661)	11.83 - 01.94	2498	D	55 kW	224	73
C3 AIRCROSS II (2R_, 2C_) 1.2 PureTech 110 (2RHNZB, 2RHNZW, 2RHNPX, 2RHNPJ)	HNP (EB2ADT)	06.17	1199	B	81 kW	210	20
C3 AIRCROSS II (2R_, 2C_) 1.2 PureTech 110 (2RHNZB, 2RHNZW, 2RHNPX, 2RHNPJ)	HNV (EB2DTM)	06.17	1199	B	81 kW	210	19
C3 AIRCROSS II (2R_, 2C_) 1.2 PureTech 110 (2RHNZB, 2RHNZW, 2RHNPX, 2RHNPJ)	HNZ (EB2DT)	06.17	1199	B	81 kW	210	19
C3 AIRCROSS II (2R_, 2C_) 1.2 PureTech 130 (2RHNYH)	HNS (EB2ADTS)	07.17	1199	B	96 kW	210	20
C3 AIRCROSS II (2R_, 2C_) 1.2 PureTech 130 (2RHNYH)	HNY (EB2DTS)	07.17	1199	B	96 kW	210	19
C3 AIRCROSS II (2R_, 2C_) 1.2 PureTech 82 (2RHMRC, 2RHMZB)	HMR (EB2FA)	06.17	1199	B	60 kW	210	18
C3 AIRCROSS II (2R_, 2C_) 1.2 PureTech 82 (2RHMRC, 2RHMZB)	HMZ (EB2F)	06.17	1199	B	60 kW	210	19
C3 AIRCROSS II (2R_, 2C_) 1.5 BlueHDi 100 (2CYHYJ)	YHY (DV5RD)	08.18	1499	D	75 kW	213	31
C3 AIRCROSS II (2R_, 2C_) 1.5 BlueHDi 100 (2CYHYJ)	YHY (DV5RD)	08.18	1499	D	73 kW	213	31
C3 AIRCROSS II (2R_, 2C_) 1.5 BlueHDi 110	YHS (DV5RCE)	10.20	1499	D	81 kW	213	31
C3 AIRCROSS II (2R_, 2C_) 1.5 BlueHDi 120 (2CYHXX)	YHX (DV5RC)	08.18	1499	D	88 kW	213	31
C3 AIRCROSS II (2R_, 2C_) 1.6 BlueHDi 100 (2CBHYB)	BHY (DV6FD)	07.17	1560	D	73 kW	210	17
C3 AIRCROSS II (2R_, 2C_) 1.6 BlueHDi 115 (2CBHXX)	BHX (DV6FC)	06.17	1560	D	85 kW	210	17
C3 AIRCROSS II (2R_, 2C_) 1.6 BlueHDi 120 (2CBHZH)	BHZ (DV6FC)	07.17	1560	D	88 kW	210	17
C3 AIRCROSS II (2R_, 2C_) 1.6 HDi 92 (2C9HPA)	9HP (DV6D)	10.17	1560	D	68 kW	208	12
C3 AIRCROSS II (2R_, 2C_) 1.6 HDi 92 (2C9HPA)	9HP (DV6DTE)	10.17	1560	D	68 kW	209	16
C3 AIRCROSS II Van (2C_, 2R_) 1.5 BlueHDi 100	YHY (DV5RD)	05.19	1499	D	73 kW	213	31
C3 AIRCROSS II Van (2C_, 2R_) 1.5 BlueHDi 120	YHX (DV5RC)	05.19	1499	D	88 kW	213	31
C3 AIRCROSS II Van (2C_, 2R_) 1.6 BlueHDi 100	BHY (DV6FD)	05.19	1560	D	73 kW	210	17
C3 AIRCROSS II Van (2C_, 2R_) PureTech 82	HMZ (EB2F)	05.19	1199	B	60 kW	210	19
C3 AIRCROSS II Van (2C_, 2R_) PureTech 82	HNZ (EB2DT)	05.19	1199	B	81 kW	210	19
C3 AIRCROSS I 1.6 Flex	NFU (TU5JP4)	07.12	1587	B/E	90 kW	215	40
C3 AIRCROSS I 1.6 Flex	NFU (TU5JP4)	12.14	1587	B/E	83 kW	215	40
C3 AIRCROSS I 1.6 Flex	NFX (TU5JP4)	08.10 - 06.12	1587	B/E	83 kW	215	40
C3 AIRCROSS I 1.6 Vti	NFP (EC5)	06.13	1587	B	85 kW	214	39
C3 AIRCROSS I 1.6 Vti	NFU (TU5JP4)	06.13	1587	B	85 kW	215	40
C3 AIRCROSS I 1.6	NFU (TU5JP4)	08.10	1587	B	81 kW	215	40
C3 I (FC_, FN_) 1.1 LPG	HFX (TU1A)	06.06 - 12.09	1124	B/G	44 kW	206	7










C3 I (FC_ FN_) 1.1 LPG	HFX (TU1JP)	06.06 - 12.09	1124	B/G	44 kW	207	8
C3 I (FC_ FN_) 1.1 i	HFX (TU1A)	02.02	1124	B	44 kW	206	7
C3 I (FC_ FN_) 1.1 i	HFX (TU1JP)	02.02	1124	B	44 kW	207	8
C3 I (FC_ FN_) 1.4 16V HDi	8HY (DV4TED4)	02.02	1398	D	66 kW	207	10
C3 I (FC_ FN_) 1.4 16V	KFU (ET3J4)	12.03	1360	B	65 kW	213	30
C3 I (FC_ FN_) 1.4 BiFuel	KFV (TU3JP)	09.08 - 12.09	1360	B/G	54 kW	212	26
C3 I (FC_ FN_) 1.4 Flex	KFV (TU3JP)	12.05 - 07.12	1360	B/E	59 kW	212	26
C3 I (FC_ FN_) 1.4 HDi	8HX (DV4TD)	02.02	1398	D	50 kW	207	10
C3 I (FC_ FN_) 1.4 HDi	8HX (DV4TD)	05.05	1398	D	55 kW	207	10
C3 I (FC_ FN_) 1.4 HDi	8HZ (DV4TD)	04.02 - 02.11	1398	D	52 kW	207	10
C3 I (FC_ FN_) 1.4 HDi	8HZ (DV4TD)	02.02	1398	D	50 kW	207	10
C3 I (FC_ FN_) 1.4 i Bivalent	KFV (TU3JP)	02.02	1360	B/G	54 kW	212	26
C3 I (FC_ FN_) 1.4 i	KFV (TU3A)	02.02 - 11.10	1360	B	54 kW	212	28
C3 I (FC_ FN_) 1.4 i	KFV (TU3JP)	02.02 - 11.10	1360	B	54 kW	212	26
C3 I (FC_ FN_) 1.4	KFV (TU3A)	12.05 - 07.12	1360	B	58 kW	212	28
C3 I (FC_ FN_) 1.6 16V HDi	9HX (DV6ATED4)	10.05	1560	D	66 kW	209	16
C3 I (FC_ FN_) 1.6 16V HDi	9HZ (DV6TED4)	09.05	1560	D	80 kW	209	16
C3 I (FC_ FN_) 1.6 16V	NFU (TU5JP4)	04.02 - 06.13	1587	B	81 kW	215	40
C3 I (FC_ FN_) 1.6 16V	NFU (TU5JP4)	02.02 - 08.10	1587	B	80 kW	215	40
C3 I (FC_ FN_) 1.6 Bioflex	NFU (TU5JP4)	06.05 - 12.13	1587	B/E	83 kW	215	40
C3 II (SC_) 1.1 BiFuel	HFX (TU1A)	11.10	1124	B/G	44 kW	206	7
C3 II (SC_) 1.1 i	HFX (TU1A)	09.09 - 01.13	1124	B	44 kW	206	7
C3 II (SC_) 1.1 i	HFX (TU1JP)	09.09 - 01.13	1124	B	44 kW	207	8
C3 II (SC_) 1.2 PureTech Flex	HMZ (EB2F)	10.16	1199	B/E	66 kW	210	19
C3 II (SC_) 1.2 THP 110	HNZ (EB2DT)	10.14	1199	B	81 kW	210	19
C3 II (SC_) 1.2 VTi 82	HMZ (EB2)	06.12 - 09.16	1199	B	60 kW	210	19
C3 II (SC_) 1.2 VTi 82	HMZ (EB2F)	06.12 - 09.16	1199	B	60 kW	210	19
C3 II (SC_) 1.4 HDi 70 (SC8HZC, SC8HR0, SC8HP4)	8HP (DV4C)	11.09	1398	D	50 kW	207	9
C3 II (SC_) 1.4 HDi 70 (SC8HZC, SC8HR0, SC8HP4)	8HR (DV4C)	11.09	1398	D	50 kW	207	10
C3 II (SC_) 1.4 HDi 70 (SC8HZC, SC8HR0, SC8HP4)	8HZ (DV4TD)	11.09	1398	D	50 kW	207	10
C3 II (SC_) 1.4 LPG	8FN (EP3)	06.13	1397	B/G	70 kW	214	37
C3 II (SC_) 1.4 LPG	KFT (TU3A)	07.10	1360	B/G	54 kW	212	28
C3 II (SC_) 1.4 VTi 95	8FP (EP3C)	11.09	1397	B	70 kW	214	37
C3 II (SC_) 1.4 VTi	8FR (EP3)	11.09	1397	B	72 kW	214	37
C3 II (SC_) 1.4	K6E (TU3A)	11.09 - 09.16	1360	B	54 kW	211	22
C3 II (SC_) 1.4	KFT (TU3A)	11.09 - 09.16	1360	B	54 kW	212	28
C3 II (SC_) 1.4	KFT (TU3A)	11.09 - 09.16	1360	B	54 kW	212	28
C3 II (SC_) 1.4	KFV (TU3A)	11.09 - 09.16	1360	B	54 kW	212	28
C3 II (SC_) 1.6 BlueHdi 100	BHY (DV6FD)	07.14	1560	D	73 kW	210	17
C3 II (SC_) 1.6 BlueHdi 75	9HK (DV6ETEDM)	04.15	1560	D	55 kW	209	16
C3 II (SC_) 1.6 BlueHdi 75	BHW (DV6FE)	04.15	1560	D	55 kW	209	16
C3 II (SC_) 1.6 HDi 110	9HR (DV6C)	11.09	1560	D	82 kW	209	16
C3 II (SC_) 1.6 HDi 115	9HD (DV6C)	09.12	1560	D	84 kW	209	16
C3 II (SC_) 1.6 HDi 90	9HX (DV6ATED4)	11.09	1560	D	66 kW	209	16
C3 II (SC_) 1.6 HDi	9HJ (DV6DTEDM)	11.09 - 09.16	1560	D	68 kW	209	16
C3 II (SC_) 1.6 HDi	9HP (DV6DTED)	11.09 - 09.16	1560	D	68 kW	209	16
C3 II (SC_) 1.6 VTi 120	5FS (EP6C)	11.09	1598	B	88 kW	214	35
C3 II (SC_) 1.6 VTi Flex	NFU (TU5JP4)	10.16	1587	B/E	87 kW	215	40
C3 II Kasten/Schrägheck (SC_) 1.4 HDi	8HR (DV4C)	06.10 - 09.16	1398	D	50 kW	207	10
C3 II Kasten/Schrägheck (SC_) 1.4 HDi	8HZ (DV4TD)	06.10 - 09.16	1398	D	50 kW	207	10
C3 II Kasten/Schrägheck (SC_) 1.6 BlueHdi	BHW (DV6FE)	03.15 - 09.16	1560	D	55 kW	209	16
C3 III (SX) 1.2 PURETECH 110	HNZ (EB2DT)	03.21	1199	B	81 kW	210	19
C3 III (SX) 1.2 PURETECH 82	HMR (EB2FA)	03.21	1199	B	60 kW	210	18
C3 III (SX) 1.2 PureTech 82 LPG	HMR (EB2FA)	05.18	1199	B/G	61 kW	210	18
C3 III (SX) 1.2 PureTech 82	HMR (EB2FA)	05.18	1199	B	61 kW	210	18
C3 III (SX) 1.2 THP 110	HNP (EB2ADT)	07.16	1199	B	81 kW	210	20
C3 III (SX) 1.2 THP 110	HNZ (EB2DT)	07.16	1199	B	81 kW	210	19
C3 III (SX) 1.2 THP 110	HNV (EB2DTM)	07.16	1199	B	81 kW	210	19
C3 III (SX) 1.2 THP 110	HNZ (EB2DT)	07.16	1199	B	81 kW	210	19
C3 III (SX) 1.2 VTi 68	HMM (EB2FAD)	07.16	1199	B	50 kW	210	20
C3 III (SX) 1.2 VTi 68	HMP (EB2FB)	07.16	1199	B	50 kW	210	19
C3 III (SX) 1.2 VTi 82 LPG	HMX (EB2)	07.16	1199	B/G	60 kW	210	19
C3 III (SX) 1.2 VTi 82 LPG	HMZ (EB2F)	07.16	1199	B/G	60 kW	210	19

			ccm		kw		1 POS
C3 III (SX) 1.2 VTi 82	HMZ (EB2F)	07.16	1199	B	60 kW	210	19
C3 III (SX) 1.5 BlueHDi 100 (SXYHYP, SXYHTU)	YHY (DV5RD)	05.18	1499	D	75 kW	213	31
C3 III (SX) 1.6 BlueHDi 100	BHY (DV6FD)	07.16	1560	D	73 kW	210	17
C3 III (SX) 1.6 BlueHDi 75	BHW (DV6FE)	07.16	1560	D	55 kW	209	16
C3 III (SX) 1.6 Flex	NFP (EC5)	06.22	1587	E	88 kW	214	39
C3 III (SX) 1.6 HDi 92	9HJ (DV6DTEDM)	11.17	1560	D	68 kW	209	16
C3 III (SX) 1.6 VTi (SXNFPT)	NFP (EC5)	02.17	1587	B	85 kW	214	39
C3 III Van (SX_ SY_) 1.2 VTi	HMZ (EB2F)	07.16	1199	B	60 kW	210	19
C3 III Van (SX_ SY_) BlueHDi 100	BHY (DV6FD)	03.19	1560	D	73 kW	210	17
C3 III Van (SX_ SY_) BlueHDi 100	YHY (DV5RD)	03.19	1499	D	75 kW	213	31
C3 III Van (SX_ SY_) BlueHDi 100	YHY (DV5RD)	03.19	1499	D	73 kW	213	31
C3 III Van (SX_ SY_) BlueHDi 75	BHW (DV6FE)	03.19	1560	D	55 kW	209	16
C3 III Van (SX_ SY_) PureTech 110	HNZ (EB2DT)	03.19	1199	B	81 kW	210	19
C3 III Van (SX_ SY_) PureTech 82	HMR (EB2FA)	03.19	1199	B	61 kW	210	18
C3 PICASSO (SH_) 1.2 THP 110	HNZ (EB2DT)	01.15	1199	B	81 kW	210	19
C3 PICASSO (SH_) 1.4 VTi 95 LPG	8FN (EP3)	01.12	1397	B/G	70 kW	214	37
C3 PICASSO (SH_) 1.4 VTi 95	8FN (EP3)	02.09	1397	B	70 kW	214	37
C3 PICASSO (SH_) 1.4 VTi 95	8FP (EP3C)	02.09	1397	B	70 kW	214	37
C3 PICASSO (SH_) 1.4 VTi 95	8FS (EP3)	02.09	1397	B	70 kW	214	37
C3 PICASSO (SH_) 1.6 BlueHDi 100	BHY (DV6FD)	01.15	1560	D	73 kW	210	17
C3 PICASSO (SH_) 1.6 Flex	NFU (TU5JP4)	07.11 - 12.16	1587	B/E	90 kW	215	40
C3 PICASSO (SH_) 1.6 Flex	NFX (TU5JP4)	05.11 - 06.12	1587	B/E	83 kW	215	40
C3 PICASSO (SH_) 1.6 HDi 90	9HP (DV6DTEDE)	07.10	1560	D	68 kW	209	16
C3 PICASSO (SH_) 1.6 HDi 110	9HR (DV6C)	05.10	1560	D	82 kW	209	16
C3 PICASSO (SH_) 1.6 HDi 115	9HD (DV6C)	01.13	1560	D	84 kW	209	16
C3 PICASSO (SH_) 1.6 HDi	9HX (DV6ATED4)	02.09	1560	D	66 kW	209	16
C3 PICASSO (SH_) 1.6 HDi	9HZ (DV6TED4)	02.09	1560	D	80 kW	209	16
C3 PICASSO (SH_) 1.6 VTi 120	5FS (EP6C)	02.09	1598	B	88 kW	214	35
C3 PICASSO (SH_) 1.6 VTi 120	5FW (EP6)	02.09	1598	B	88 kW	214	35
C3 PICASSO (SH_) 1.6 VTi	5FP (EP6)	07.09	1598	B	84 kW	214	36
C3 PICASSO (SH_) 1.6	NFP (EC5)	06.13	1587	B	85 kW	214	39
C3 PICASSO (SH_) 1.6	NFU (TU5JP4)	04.11 - 06.13	1587	B	81 kW	215	40
C3 PICASSO (SH_) 1.6	NFX (TU5JP4)	04.11 - 06.13	1587	B	81 kW	215	40
C3 Pluriel (HB_) 1.4 HDi	8HX (DV4TD)	04.04	1398	D	50 kW	207	10
C3 Pluriel (HB_) 1.4	K1H (TU3A)	07.03	1360	B	55 kW	208	11
C3 Pluriel (HB_) 1.4	KFV (TU3A)	05.03	1360	B	54 kW	212	28
C3 Pluriel (HB_) 1.4	KFV (TU3A)	07.03	1360	B	55 kW	212	28
C3 Pluriel (HB_) 1.4	KFV (TU3JP)	05.03	1360	B	54 kW	212	26
C3 Pluriel (HB_) 1.4	KFW (TU3A)	07.03	1360	B	55 kW	212	28
C3 Pluriel (HB_) 1.6	NFU (TU5JP4)	05.03	1587	B	80 kW	215	40
C35 Bus 2.2 D	B22615	11.73 - 01.80	2175	D	45 kW	223	69
C35 Bus 2.5 D	B25637	02.80 - 01.94	2498	D	51 kW	224	73
C35 Kasten 2.2 D	B22615	11.73 - 01.80	2175	D	45 kW	223	69
C35 Kasten 2.5 D	B25637	02.80 - 01.94	2498	D	51 kW	224	73
C35 Pritsche/Fahrgestell 2.2 D	B22615	11.73 - 01.80	2175	D	45 kW	223	69
C35 Pritsche/Fahrgestell 2.5 D	B25637	02.80 - 01.94	2498	D	51 kW	224	73
C4 AIRCROSS 1.6 HDi 115 AWC	9HL (DV6C)	05.12	1560	D	84 kW	209	16
C4 AIRCROSS 1.6 HDi 115	9HD (DV6C)	04.12	1560	D	84 kW	209	16
C4 AIRCROSS 1.6 HDi 115	9HL (DV6C)	04.12	1560	D	84 kW	209	16
C4 CACTUS Van (0B_ 0P_) BlueHDi 100	BHY (DV6FD)	05.19	1560	D	73 kW	210	17
C4 CACTUS Van (0B_ 0P_) BlueHDi 100	YHY (DV5RD)	05.19	1499	D	73 kW	213	31
C4 CACTUS Van (0B_ 0P_) PureTech 110	HNP (EB2ADT)	05.19	1199	B	81 kW	210	20
C4 CACTUS Van (0B_ 0P_) PureTech 110	HNZ (EB2DT)	05.19	1199	B	81 kW	210	19
C4 CACTUS Van (0B_ 0P_) PureTech 130	HNY (EB2DTS)	05.19	1199	B	96 kW	210	19
C4 CACTUS Van (0B_ 0P_) PureTech 82	HMZ (EB2)	05.19	1199	B	60 kW	210	19
C4 CACTUS 1.2 PureTech 130	HNS (EB2ADTS)	11.17	1199	B	96 kW	210	20
C4 CACTUS 1.2 PureTech 130	HNY (EB2DTS)	11.17	1199	B	96 kW	210	19
C4 CACTUS 1.2 THP 110	HNP (EB2ADT)	09.14	1199	B	81 kW	210	20
C4 CACTUS 1.2 THP 110	HNV (EB2DTM)	09.14	1199	B	81 kW	210	19
C4 CACTUS 1.2 THP 110	HNZ (EB2DT)	09.14	1199	B	81 kW	210	19
C4 CACTUS 1.2 VTi 75 / PureTech 75	HMU (EB2D)	09.14	1199	B	55 kW	210	19
C4 CACTUS 1.2 VTi 75 / PureTech 75	HMU (EB2FD)	09.14	1199	B	55 kW	210	19








C4 CACTUS 1.2 VTi 82	HMZ (EB2F)	09.14	1199	B	60 kW	210	19
C4 CACTUS 1.5 BlueHDi 100	YHY (DV5RD)	06.18	1499	D	75 kW	213	31
C4 CACTUS 1.5 BlueHDi 100	YHY (DV5RD)	06.18	1499	D	73 kW	213	31
C4 CACTUS 1.5 BlueHDi 120	YHV (DV5RUC)	09.18	1499	D	88 kW	213	31
C4 CACTUS 1.5 BlueHDi 120	YHX (DV5RC)	09.18	1499	D	88 kW	213	31
C4 CACTUS 1.6 BlueHDi 100	BHY (DV6FD)	09.14	1560	D	73 kW	210	17
C4 CACTUS 1.6 HDi 90	9HJ (DV6DTEDM)	09.14	1560	D	68 kW	209	16
C4 CACTUS 1.6 HDi 90	9HP (DV6D)	09.14	1560	D	68 kW	208	12
C4 CACTUS 1.6 HDi 90	9HP (DV6DTEd)	09.14	1560	D	68 kW	209	16
C4 Coupe (LA_) 1.4 16V	KFU (ET3J4)	11.04 - 07.11	1360	B	65 kW	213	30
C4 Coupe (LA_) 1.6 16V	NFU (TU5JP4)	11.04 - 07.11	1587	B	80 kW	215	40
C4 Coupe (LA_) 1.6 16V	NFU (TU5JP4)	03.11 - 12.13	1587	B	81 kW	215	40
C4 Coupe (LA_) 1.6 HDi	9HX (DV6ATED4)	11.04 - 07.11	1560	D	66 kW	209	16
C4 Coupe (LA_) 1.6 HDi	9HY (DV6TED4)	11.04 - 07.11	1560	D	80 kW	209	16
C4 Coupe (LA_) 1.6 HDi	9HZ (DV6TED4)	11.04 - 07.11	1560	D	80 kW	209	16
C4 Coupe (LA_) 1.6 THP 150	5FX (EP6DT)	07.08 - 12.13	1598	B	110 kW	214	35
C4 Coupe (LA_) 1.6 THP	5FT (EP6DT)	06.08 - 07.11	1598	B	103 kW	214	35
C4 Coupe (LA_) 1.6 VTi 120	5FW (EP6)	07.08 - 07.11	1598	B	88 kW	214	35
C4 Coupe (LA_) 2.0 16V	RFK (EW10J4S)	11.04 - 12.10	1997	B	130 kW	221	61
C4 Coupe (LA_) 2.0 16V	RFN (EW10J4)	11.04 - 07.07	1997	B	100 kW	221	61
C4 Coupe (LA_) 2.0 HDi	RHF (DW10BTED4)	07.08 - 07.11	1997	D	103 kW	220	58
C4 Coupe (LA_) 2.0 HDi	RHR (DW10BTED4)	11.04 - 12.10	1997	D	100 kW	220	58
C4 Coupe (LA_) 2.0 VTR	RFJ (EW10A)	11.04 - 07.08	1997	B	103 kW	221	61
C4 GRAND PICASSO I (UA_) 1.6 16V	5FT (EP6DT)	07.08 - 12.10	1598	B	103 kW	214	35
C4 GRAND PICASSO I (UA_) 1.6 16V	5FX (EP6DT)	10.08 - 08.13	1598	B	110 kW	214	35
C4 GRAND PICASSO I (UA_) 1.6 HDi 110	9HL (DV6C)	09.10 - 08.13	1560	D	82 kW	209	16
C4 GRAND PICASSO I (UA_) 1.6 HDi 110	9HR (DV6C)	09.10 - 08.13	1560	D	82 kW	209	16
C4 GRAND PICASSO I (UA_) 1.6 HDi	9HY (DV6TED4)	10.06 - 06.11	1560	D	80 kW	209	16
C4 GRAND PICASSO I (UA_) 1.6 HDi	9HZ (DV6TED4)	10.06 - 06.11	1560	D	80 kW	209	16
C4 GRAND PICASSO I (UA_) 1.6 THP 155	5FV (EP6CDT)	09.10 - 08.13	1598	B	115 kW	214	35
C4 GRAND PICASSO I (UA_) 1.6 VTi 120	5FW (EP6)	07.08 - 08.13	1598	B	88 kW	214	35
C4 GRAND PICASSO I (UA_) 1.8 i 16V Flex	6FY (EW7A)	06.09 - 01.13	1749	B/E	86 kW	216	45
C4 GRAND PICASSO I (UA_) 1.8 i 16V	6FY (EW7A)	10.06 - 12.10	1749	B	92 kW	216	45
C4 GRAND PICASSO I (UA_) 2.0 HDi 138	RHJ (DW10BTED4)	10.06 - 12.13	1997	D	100 kW	220	58
C4 GRAND PICASSO I (UA_) 2.0 HDi 138	RHR (DW10BTED4)	10.06 - 12.13	1997	D	100 kW	220	58
C4 GRAND PICASSO I (UA_) 2.0 HDi 150	RHE (DW10CTED4)	07.09 - 08.13	1997	D	110 kW	220	58
C4 GRAND PICASSO I (UA_) 2.0 HDi 165	RHH (DW10CTED4)	09.10 - 08.13	1997	D	120 kW	220	58
C4 GRAND PICASSO I (UA_) 2.0 i 16V	RFJ (EW10A)	10.06 - 08.13	1997	B	103 kW	221	61
C4 GRAND PICASSO I (UA_) 2.0 i 16V	RFJ (EW10A)	08.08 - 12.13	1997	B	105 kW	221	61
C4 GRAND PICASSO II (DA_ DE_) 1.2 THP 130	HNY (EB2DTS)	04.14	1199	B	96 kW	210	19
C4 GRAND PICASSO II (DA_ DE_) 1.6 BlueHDi 100	BHY (DV6FD)	01.15	1560	D	73 kW	210	17
C4 GRAND PICASSO II (DA_ DE_) 1.6 BlueHDi 120	BHZ (DV6FC)	07.14	1560	D	88 kW	210	17
C4 GRAND PICASSO II (DA_ DE_) 1.6 HDi / BlueHDi 115	9HC (DV6C)	09.13	1560	D	85 kW	209	16
C4 GRAND PICASSO II (DA_ DE_) 1.6 HDi / BlueHDi 115	BHX (DV6FC)	09.13	1560	D	85 kW	210	17
C4 GRAND PICASSO II (DA_ DE_) 1.6 HDi 90	9HP (DV6DTEd)	09.13	1560	D	68 kW	209	16
C4 GRAND PICASSO II (DA_ DE_) 1.6 THP 150	5FX (EP6DT)	09.14	1598	B	110 kW	214	35
C4 GRAND PICASSO II (DA_ DE_) 1.6 THP 155	5FV (EP6CDT)	09.13	1598	B	115 kW	214	35
C4 GRAND PICASSO II (DA_ DE_) 1.6 THP 165	5GZ (EP6FDT)	07.14	1598	B	121 kW	214	35
C4 GRAND PICASSO II (DA_ DE_) 1.6 VTi 120	5FS (EP6C)	09.13	1598	B	88 kW	214	35
C4 GRAND PICASSO II (DA_ DE_) 2.0 BlueHDi 135	AHV (DW10FD)	09.13	1997	D	100 kW	220	58
C4 GRAND PICASSO II (DA_ DE_) 2.0 BlueHDi 135	RHD (DW10CB)	09.13	1997	D	100 kW	220	58
C4 GRAND PICASSO II (DA_ DE_) 2.0 BlueHDi 150	AHR (DW10FD)	06.13	1997	D	110 kW	220	58
C4 GRAND PICASSO II (DA_ DE_) 2.0 BlueHDi 150	AHX (DW10FD)	06.13	1997	D	110 kW	220	58
C4 I (LC_) 1.4 16V	KFU (ET3J4)	11.04 - 07.11	1360	B	65 kW	213	30
C4 I (LC_) 1.6 16V Bio-Flex	NFU (TU5JP4)	09.07 - 11.09	1587	B/E	80 kW	215	40
C4 I (LC_) 1.6 16V	NFU (TU5JP4)	11.04 - 12.12	1587	B	80 kW	215	40
C4 I (LC_) 1.6 Flex	N6A (TU5JP4)	09.09 - 12.14	1587	B/E	83 kW	215	40
C4 I (LC_) 1.6 HDi	9HX (DV6ATED4)	11.04 - 07.11	1560	D	66 kW	209	16
C4 I (LC_) 1.6 HDi	9HY (DV6TED4)	11.04 - 07.11	1560	D	80 kW	209	16
C4 I (LC_) 1.6 HDi	9HY (DV6TED4)	07.06 - 07.11	1560	D	85 kW	209	16
C4 I (LC_) 1.6 HDi	9HZ (DV6TED4)	11.04 - 07.11	1560	D	80 kW	209	16
C4 I (LC_) 1.6 THP 140	5FT (EP6DT)	07.08 - 07.11	1598	B	103 kW	214	35








						
	ENGINE	ccm				1 POS
C4 I (LC_) 1.6 THP 150	5FX (EP6DT)	07.08 - 12.13	1598	B	110 kW	214 35
C4 I (LC_) 1.6 VTi 120	5FW (EP6)	07.08 - 07.11	1598	B	88 kW	214 35
C4 I (LC_) 2.0 16V	RFJ (EW10A)	11.04 - 07.11	1997	B	103 kW	221 61
C4 I (LC_) 2.0 16V	RFJ (EW10A)	09.06 - 07.09	1997	B	105 kW	221 61
C4 I (LC_) 2.0 16V	RFK (EW10J4S)	11.04 - 11.09	1997	B	130 kW	221 61
C4 I (LC_) 2.0 16V	RFN (EW10J4)	11.04 - 11.09	1997	B	100 kW	221 61
C4 I (LC_) 2.0 16V	RFN (EW10J4)	01.07 - 11.14	1997	B	101 kW	221 61
C4 I (LC_) 2.0 HDi	RHF (DW10BTED4)	06.07 - 07.11	1997	D	103 kW	220 58
C4 I (LC_) 2.0 HDi	RHR (DW10BTED4)	11.04 - 07.11	1997	D	100 kW	220 58
C4 I (LC_) 2.0 HDi	RHZ (DW10ATED)	04.07 - 07.08	1997	D	81 kW	220 58
C4 I Kasten/Schrägheck (LR_) 2.0 HDi	RHR (DW10BTED4)	02.05 - 12.10	1997	D	100 kW	220 58
C4 I Stufenheck 1.6 16V	NFU (TU5JP4)	07.06 - 11.14	1587	B	80 kW	215 40
C4 I Stufenheck 1.6 HDi	9HY (DV6TED4)	07.06 - 11.14	1560	D	80 kW	209 16
C4 I Stufenheck 1.6 HDi	9HY (DV6TED4)	07.06 - 08.13	1560	D	85 kW	209 16
C4 I Stufenheck 1.6 HDi	9HZ (DV6TED4)	07.06 - 11.14	1560	D	80 kW	209 16
C4 I Stufenheck 1.6	NFU (TU5JP4)	03.11	1587	B	81 kW	215 40
C4 I Stufenheck 2.0 16V	RFJ (EW10A)	07.06 - 07.11	1997	B	103 kW	221 61
C4 I Stufenheck 2.0 16V	RFN (EW10J4)	06.07 - 11.14	1997	B	101 kW	221 61
C4 I Stufenheck 2.0 Exclusive 16V	RFJ (EW10A)	07.07 - 12.08	1997	B	105 kW	221 61
C4 I Stufenheck 2.0 Exclusive 16V	RFN (EW10J4)	07.07 - 12.08	1997	B	105 kW	221 61
C4 I Stufenheck 2.0 Flex	RFJ (EW10A)	10.08 - 07.13	1997	B/E	109 kW	221 61
C4 I Stufenheck 2.0 Flex	RFJ (EW10A)	10.08 - 07.13	1997	B/E	111 kW	221 61
C4 I Stufenheck 2.0 HDi	RHF (DW10BTED4)	06.07 - 12.10	1997	D	103 kW	220 58
C4 I Stufenheck 2.0 HDi	RHZ (DW10ATED)	04.07 - 12.11	1997	D	81 kW	220 58
C4 II (NC_) 1.2 THP 110	HNV (EB2DTM)	02.15 - 12.17	1199	B	81 kW	210 19
C4 II (NC_) 1.2 THP 110	HNZ (EB2DT)	02.15 - 12.17	1199	B	81 kW	210 19
C4 II (NC_) 1.2 THP 130	HNY (EB2DTS)	04.14	1199	B	96 kW	210 19
C4 II (NC_) 1.4 VTi 95	8FP (EP3C)	11.09	1397	B	70 kW	214 37
C4 II (NC_) 1.6 BlueHDi 100	BHY (DV6FD)	07.14	1560	D	73 kW	210 17
C4 II (NC_) 1.6 BlueHDi 115	BHX (DV6FC)	08.14	1560	D	85 kW	210 17
C4 II (NC_) 1.6 BlueHDi 120	BHZ (DV6FC)	02.15	1560	D	88 kW	210 17
C4 II (NC_) 1.6 Flex	N6A (TU5JP4)	02.09 - 12.15	1587	B/E	83 kW	215 40
C4 II (NC_) 1.6 HDi 110	9HR (DV6C)	11.09	1560	D	82 kW	209 16
C4 II (NC_) 1.6 HDi 115	9HD (DV6C)	07.12	1560	D	84 kW	209 16
C4 II (NC_) 1.6 HDi 115	9HR (DV6C)	07.12	1560	D	84 kW	209 16
C4 II (NC_) 1.6 HDi 90	9HJ (DV6DTEDM)	11.09	1560	D	68 kW	209 16
C4 II (NC_) 1.6 HDi 90	9HP (DV6DTEDE)	11.09	1560	D	68 kW	209 16
C4 II (NC_) 1.6 THP 155	5FV (EP6CDT)	11.09 - 12.16	1598	B	115 kW	214 35
C4 II (NC_) 1.6 VTi 120 LPG	5FS (EP6C)	09.11	1598	B/G	88 kW	214 35
C4 II (NC_) 1.6 VTi 120	5FS (EP6C)	11.09 - 12.16	1598	B	88 kW	214 35
C4 II (NC_) 1.6	NFU (TU5JP4)	01.10	1587	B	81 kW	215 40
C4 II (NC_) 2.0 Flex	RFJ (EW10A)	02.09 - 07.13	1997	B/E	109 kW	221 61
C4 II (NC_) 2.0 Flex	RFJ (EW10A)	01.12 - 12.15	1997	B/E	111 kW	221 61
C4 II (NC_) 2.0 HDi / BlueHDi 150	AHR (DW10FD)	11.09	1997	D	110 kW	220 58
C4 II (NC_) 2.0 HDi / BlueHDi 150	RHE (DW10CTED4)	11.09	1997	D	110 kW	220 58
C4 II (NC_) 2.0 HDi / BlueHDi 160	RHH (DW10CTED4)	10.10	1997	D	120 kW	220 58
C4 II Kasten/Schrägheck (NC_) 1.6 BlueHDi	BHY (DV6FD)	07.14	1560	D	73 kW	210 17
C4 II Kasten/Schrägheck (NC_) 1.6 BlueHDi	BHZ (DV6FC)	02.15	1560	D	88 kW	210 17
C4 II Kasten/Schrägheck (NC_) 1.6 HDi	9HP (DV6DTEDE)	06.10	1560	D	68 kW	209 16
C4 II Kasten/Schrägheck (NC_) 1.6 HDi	9HR (DV6C)	11.09	1560	D	82 kW	209 16
C4 II Stufenheck (NC_) 1.6 HDi	9HD (DV6C)	08.13	1560	D	84 kW	209 16
C4 II Stufenheck (NC_) 1.6 HDi	9HR (DV6C)	08.13	1560	D	84 kW	209 16
C4 II Stufenheck (NC_) 1.6 THP 165	5FM (EP6DT)	01.13	1598	B	121 kW	214 35
C4 II Stufenheck (NC_) 1.6 THP	5FE (EP6CDTMD)	01.13	1598	B	110 kW	214 35
C4 II Stufenheck (NC_) 1.6	5FS (EP6C)	01.13	1598	B	88 kW	214 35
C4 II Stufenheck (NC_) 1.6	NFP (EC5)	01.13	1587	B	85 kW	214 39
C4 II Stufenheck (NC_) 2.0 16V	RFJ (EW10A)	09.13	1997	B	105 kW	221 61
C4 II Stufenheck (NC_) 2.0 Flex	RFJ (EW10A)	09.13 - 12.16	1997	B/E	111 kW	221 61
C4 III (BA_, BB_, BC_) 1.2 PureTech 100 (BAHNEA, BAHNKA)	HNK (EB2ADTD)	04.21	1199	B	74 kW	210 20
C4 III (BA_, BB_, BC_) 1.2 PureTech 130 (BAHNSA, BAHNSB)	HNS (EB2ADTS)	10.20	1199	B	96 kW	210 20
C4 III (BA_, BB_, BC_) 1.2 PureTech 155 (BAHNNB, BAHNJD)	HNJ (EB2ADTXM)	01.21	1199	B	114 kW	210 20
C4 III (BA_, BB_, BC_) 1.2 PureTech 155 (BAHNNB, BAHNJD)	HNN (EB2ADTX)	01.21	1199	B	114 kW	210 20








C4 III (BA_ BB_ BC_) 1.5 BlueHdi 130 (BBYHZB)	YHZ (DV5RC)	10.20	1499	D	96 kW	213	31
C4 III (BA_ BB_ BC_) BLUEHDI 110 (BBYHSA)	YHS (DV5RCE)	12.20	1499	D	81 kW	213	31
C4 PICASSO I Großraumlimousine (UD_) 1.6 16V	5FX (EP6DT)	07.08 - 08.13	1598	B	110 kW	214	35
C4 PICASSO I Großraumlimousine (UD_) 1.6 HDi 110	9HR (DV6C)	09.10 - 08.13	1560	D	82 kW	209	16
C4 PICASSO I Großraumlimousine (UD_) 1.6 HDi	9HY (DV6TED4)	02.07 - 08.13	1560	D	80 kW	209	16
C4 PICASSO I Großraumlimousine (UD_) 1.6 HDi	9HZ (DV6TED4)	02.07 - 08.13	1560	D	80 kW	209	16
C4 PICASSO I Großraumlimousine (UD_) 1.6 THP 140	5FT (EP6DT)	07.08 - 08.13	1598	B	103 kW	214	35
C4 PICASSO I Großraumlimousine (UD_) 1.6 THP 155	5FV (EP6CDT)	09.10 - 08.13	1598	B	115 kW	214	35
C4 PICASSO I Großraumlimousine (UD_) 1.6 VTi 120	5FW (EP6)	07.08 - 08.13	1598	B	88 kW	214	35
C4 PICASSO I Großraumlimousine (UD_) 1.8 Bifuel	6FY (EW7A)	01.09 - 10.12	1749	B/E	92 kW	216	45
C4 PICASSO I Großraumlimousine (UD_) 1.8 i 16V	6FY (EW7A)	02.07 - 12.11	1749	B	92 kW	216	45
C4 PICASSO I Großraumlimousine (UD_) 2.0 HDi 138	RHJ (DW10BTED4)	10.06 - 08.13	1997	D	100 kW	220	58
C4 PICASSO I Großraumlimousine (UD_) 2.0 HDi 138	RHR (DW10BTED4)	10.06 - 08.13	1997	D	100 kW	220	58
C4 PICASSO I Großraumlimousine (UD_) 2.0 HDi 150	RHE (DW10CTED4)	07.09 - 08.13	1997	D	110 kW	220	58
C4 PICASSO I Großraumlimousine (UD_) 2.0 HDi 165	RHH (DW10CTED4)	09.10 - 08.13	1997	D	120 kW	220	58
C4 PICASSO I Großraumlimousine (UD_) 2.0 i 16V	RFJ (EW10A)	09.07 - 08.13	1997	B	103 kW	221	61
C4 PICASSO I Großraumlimousine (UD_) 2.0 i 16V	RFN (EW10J4)	05.08 - 12.14	1997	B	105 kW	221	61
C4 PICASSO II Van (DD_) BlueHdi 150 (DDAHXT)	AHX (DW10FD)	09.13	1997	D	110 kW	220	58
C4 PICASSO II Van (DD_) HDi / e-HDi (DD9HP0, DD9HPT)	9HP (DV6DTEd)	02.13	1560	D	68 kW	209	16
C4 PICASSO II Van (DD_) THP 155 (DD5FV8)	5FV (EP6CDT)	02.13	1598	B	115 kW	214	35
C4 PICASSO II Van (DD_) VTi 120 (DD5FS0)	5FS (EP6C)	02.13	1598	B	88 kW	214	35
C4 PICASSO II Van (DD_) e-HDi (DD9HC8, DD9HCT)	9HC (DV6C)	02.13	1560	D	85 kW	209	16
C4 PICASSO II 1.2 THP 110	HNZ (EB2DT)	04.16	1199	B	81 kW	210	19
C4 PICASSO II 1.2 THP 130	HNY (EB2DTS)	04.14	1199	B	96 kW	210	19
C4 PICASSO II 1.6 BlueHdi 100	BHY (DV6FD)	12.14	1560	D	73 kW	210	17
C4 PICASSO II 1.6 BlueHdi 120	BHZ (DV6FC)	07.14	1560	D	88 kW	210	17
C4 PICASSO II 1.6 HDi / BlueHdi 115	9HC (DV6C)	02.13	1560	D	85 kW	209	16
C4 PICASSO II 1.6 HDi / BlueHdi 115	BHX (DV6FC)	02.13	1560	D	85 kW	210	17
C4 PICASSO II 1.6 HDi 90	9HP (DV6DTEd)	02.13	1560	D	68 kW	209	16
C4 PICASSO II 1.6 THP 150	5FX (EP6DT)	09.14	1598	B	110 kW	214	35
C4 PICASSO II 1.6 THP 155	5FV (EP6CDT)	02.13	1598	B	115 kW	214	35
C4 PICASSO II 1.6 THP 165	5GZ (EP6FDT)	07.14	1598	B	121 kW	214	35
C4 PICASSO II 1.6 VTi 120	5FS (EP6C)	02.13	1598	B	88 kW	214	35
C4 PICASSO II 2.0 BlueHdi 135	AHV (DW10FD)	09.13	1997	D	100 kW	220	58
C4 PICASSO II 2.0 BlueHdi 135	RHD (DW10CB)	09.13	1997	D	100 kW	220	58
C4 PICASSO II 2.0 BlueHdi 150	AHE (DW10FD)	09.13	1997	D	110 kW	220	58
C4 PICASSO II 2.0 BlueHdi 150	AHR (DW10FD)	09.13	1997	D	110 kW	220	58
C4 PICASSO II 2.0 BlueHdi 150	AHX (DW10FD)	09.13	1997	D	110 kW	220	58
C4 SPACETOURER (3D_) 1.2 PureTech 110	HNX (EB2DTSd)	04.18	1199	B	81 kW	210	20
C4 SPACETOURER (3D_) 1.2 PureTech 130	HNY (EB2DTS)	04.18	1199	B	96 kW	210	19
C4 SPACETOURER (3D_) 1.5 BlueHdi 130	YHZ (DV5RC)	05.18	1499	D	96 kW	213	31
C4 SPACETOURER (3D_) 1.6 BlueHdi 100	BHY (DV6FD)	04.18	1560	D	73 kW	210	17
C4 SPACETOURER (3D_) 1.6 BlueHdi 120	BHZ (DV6FC)	04.18	1560	D	88 kW	210	17
C4 SPACETOURER (3D_) 1.6 HDi 115	9HC (DV6C)	04.18	1560	D	85 kW	209	16
C4 SPACETOURER (3D_) 1.6 THP 165	5GZ (EP6FDT)	04.18	1598	B	121 kW	214	35
C4 SPACETOURER (3D_) 2.0 BlueHdi 150	AHX (DW10FD)	04.18	1997	D	110 kW	220	58
C4 SPACETOURER (3D_) 2.0 BlueHdi 160	EHY (DW10FCC)	04.18	1997	D	120 kW	220	58
C4 SPACETOURER Van (3D_) BlueHdi 120	BHZ (DV6FC)	05.19	1560	D	88 kW	210	17
C4 SPACETOURER Van (3D_) BlueHdi 130	YHZ (DV5RC)	05.19	1499	D	96 kW	213	31
C4 SPACETOURER Van (3D_) PureTech 130	HNY (EB2DTS)	05.19	1199	B	96 kW	210	19
C4 X (BD_ BE_ BF_) 1.2 PureTech 130 (BDHNSB)	HNS (EB2ADTS)	09.22	1199	B	96 kW	210	20
C4 X (BD_ BE_ BF_) 1.5 BlueHdi 130 (BEYHZB)	YHZ (DV5RC)	09.22	1499	D	96 kW	213	31
C5 AIRCROSS (A_) 1.2 PureTech 130 (ARHNSJ)	HNS (EB2ADTS)	11.18	1199	B	96 kW	210	20
C5 AIRCROSS (A_) 1.5 BlueHdi 130 (ACYHZJ, ACYHZR)	YHZ (DV5RC)	11.18	1499	D	96 kW	213	31
C5 AIRCROSS (A_) 1.6 THP 165 (A45GYJ)	5GZ (EP6FDT)	05.19	1598	B	121 kW	214	35
C5 AIRCROSS (A_) 2.0 BlueHdi 180 (AJEHRZ)	EHZ (DW10FC)	11.18	1997	D	130 kW	221	59
C5 I (DC_) 1.8 16V (DC6FZB, DC6FZE)	6FZ (EW7J4)	03.01 - 08.04	1749	B	85 kW	216	45
C5 I (DC_) 2.0 16V (DCRFNC, DCRNFN)	RFN (EW10J4)	03.01 - 03.05	1997	B	100 kW	221	61
C5 I (DC_) 2.0 16V HPi (DCRLZB)	RLZ (EW10D)	03.01 - 08.04	1997	B	103 kW	221	61
C5 I (DC_) 2.0 HDi (DCRHYB)	RHY (DW10TD)	03.01 - 08.04	1997	D	66 kW	220	58
C5 I (DC_) 2.0 HDi (DCRHZB, DCRHZE)	RHZ (DW10ATED)	03.01 - 03.05	1997	D	80 kW	220	58
C5 I (DC_) 2.0 HDi	RHS (DW10ATED)	03.01 - 08.04	1997	D	79 kW	220	58

			ccm		kw		1	POS
C5 I (DC_) 2.0 HDi	RHZ (DW10ATED)	03.01 - 08.04	1997	D	79 kW	220	58	
C5 I (DC_) 2.2 HDi (DC4HXB, DC4HXE)	4HX (DW12TED4)	03.01 - 08.04	2179	D	98 kW	221	59	
C5 I Break (DE_) 1.8 16V (DE6FZB, DE6FZE)	6FZ (EW7J4)	06.01 - 08.04	1749	B	85 kW	216	45	
C5 I Break (DE_) 2.0 16V (DERFNF, DERFNC, RERFNC)	RFN (EW10J4)	06.01 - 09.04	1997	B	100 kW	221	61	
C5 I Break (DE_) 2.0 16V HPi (DERLZB)	RLZ (EW10D)	06.01 - 08.04	1997	B	103 kW	221	61	
C5 I Break (DE_) 2.0 HDi (DERHSB, DERHSE)	RHS (DW10ATED)	06.01 - 08.04	1997	D	79 kW	220	58	
C5 I Break (DE_) 2.0 HDi (DERHSB, DERHSE)	RHZ (DW10ATED)	06.01 - 08.04	1997	D	79 kW	220	58	
C5 I Break (DE_) 2.0 HDi (DERHYB)	RHY (DW10TD)	06.01 - 08.04	1997	D	66 kW	220	58	
C5 I Break (DE_) 2.0 HDi (DERHZB, DERHZE)	RHZ (DW10ATED)	06.01 - 08.04	1997	D	80 kW	220	58	
C5 I Break (DE_) 2.2 HDi (DE4HXB, DE4HXE)	4HX (DW12TED4)	06.01 - 08.04	2179	D	98 kW	221	59	
C5 II (RC_) 1.6 HDi (RC8HZB)	9HY (DV6TED4)	09.04 - 01.08	1560	D	80 kW	209	16	
C5 II (RC_) 1.6 HDi (RC8HZB)	9HZ (DV6TED4)	09.04 - 01.08	1560	D	80 kW	209	16	
C5 II (RC_) 1.8 16V (RC6FZB)	6FZ (EW7J4)	09.04 - 08.05	1749	B	85 kW	216	45	
C5 II (RC_) 1.8 16V	6FY (EW7A)	09.05 - 01.08	1749	B	92 kW	216	45	
C5 II (RC_) 2.0 16V (RCRFJB, RCRFJC)	RFJ (EW10A)	09.04 - 08.08	1997	B	103 kW	221	61	
C5 II (RC_) 2.0 16V	RFJ (EW10A)	03.05 - 11.07	1997	B	105 kW	221	61	
C5 II (RC_) 2.0 HDi (RCRHRH)	RHR (DW10BTED4)	09.04 - 01.08	1997	D	100 kW	220	58	
C5 II (RC_) 2.2 HDi (RC4HXE)	4HX (DW12TED4)	09.04 - 08.08	2179	D	98 kW	221	59	
C5 II (RC_) 2.2 HDi	4HP (DW12BTED4)	05.06 - 01.08	2179	D	120 kW	221	59	
C5 II (RC_) 2.2 HDi	4HR (DW12BTED4)	05.06 - 01.08	2179	D	120 kW	221	59	
C5 II (RC_) 2.2 HDi	4HT (DW12BTED4)	04.06 - 08.08	2179	D	125 kW	221	59	
C5 II Break (RE_) 1.6 HDi (RE9HZC, RE9HYB)	9HY (DV6TED4)	09.04 - 01.08	1560	D	80 kW	209	16	
C5 II Break (RE_) 1.6 HDi (RE9HZC, RE9HYB)	9HZ (DV6TED4)	09.04 - 01.08	1560	D	80 kW	209	16	
C5 II Break (RE_) 1.8 16V (RE6FYB)	6FY (EW7A)	09.05 - 01.08	1749	B	92 kW	216	45	
C5 II Break (RE_) 1.8 16V (RE6FZB)	6FZ (EW7J4)	09.04 - 08.05	1749	B	85 kW	216	45	
C5 II Break (RE_) 2.0 16V (RERFJB, RERFJC)	RFJ (EW10A)	09.04	1997	B	103 kW	221	61	
C5 II Break (RE_) 2.0 HDi (RERHRH)	RHR (DW10BTED4)	09.04	1997	D	100 kW	220	58	
C5 II Break (RE_) 2.2 HDi (RE4HPE, RE4HP2, RE4HRE, RE4HR2)	4HP (DW12BTED4)	05.06 - 01.08	2179	D	120 kW	221	59	
C5 II Break (RE_) 2.2 HDi (RE4HPE, RE4HP2, RE4HRE, RE4HR2)	4HR (DW12BTED4)	05.06 - 01.08	2179	D	120 kW	221	59	
C5 II Break (RE_) 2.2 HDi (RE4HTE, RE4HT2)	4HT (DW12BTED4)	04.06 - 08.08	2179	D	125 kW	221	59	
C5 II Break (RE_) 2.2 HDi (RE4HXE)	4HX (DW12TED4)	09.04	2179	D	98 kW	221	59	
C5 III (RD_) 1.6 HDi 110	9HL (DV6C)	07.10	1560	D	82 kW	209	16	
C5 III (RD_) 1.6 HDi 110	9HR (DV6C)	07.10	1560	D	82 kW	209	16	
C5 III (RD_) 1.6 HDi 110	9HZ (DV6TED4)	02.08	1560	D	80 kW	209	16	
C5 III (RD_) 1.6 HDi 115	9HL (DV6C)	01.12	1560	D	84 kW	209	16	
C5 III (RD_) 1.6 HDi 115	9HR (DV6C)	01.12	1560	D	84 kW	209	16	
C5 III (RD_) 1.6 THP 150	5FN (EP6CDT)	07.10	1598	B	110 kW	214	35	
C5 III (RD_) 1.6 THP 155	5FV (EP6CDT)	04.09	1598	B	115 kW	214	35	
C5 III (RD_) 1.6 VTi 120	5FS (EP6C)	07.10	1598	B	88 kW	214	35	
C5 III (RD_) 1.6	5FM (EP6DT)	03.11	1598	B	120 kW	214	35	
C5 III (RD_) 1.8 16V	6FY (EW7A)	02.08	1749	B	92 kW	216	45	
C5 III (RD_) 2.0 16V BioFlex (RDRFJF)	RFJ (EW10A)	02.08 - 12.12	1997	B/E	103 kW	221	61	
C5 III (RD_) 2.0 16V	RFJ (EW10A)	02.08	1997	B	103 kW	221	61	
C5 III (RD_) 2.0 HDi (RDRHDA)	RHD (DW10CTED4)	02.08	1997	D	100 kW	220	58	
C5 III (RD_) 2.0 HDi (RDRHDA)	RHF (DW10BTED4)	02.08	1997	D	100 kW	220	58	
C5 III (RD_) 2.0 HDi (RDRHDA)	RHR (DW10BTED4)	02.08	1997	D	100 kW	220	58	
C5 III (RD_) 2.0 HDi 140	RHF (DW10BTED4)	11.08	1997	D	103 kW	220	58	
C5 III (RD_) 2.0 HDi 150 / BlueHDi 150 (RDRHEA, RDRHE8)	AHR (DW10FD)	04.09 - 02.15	1997	D	110 kW	220	58	
C5 III (RD_) 2.0 HDi 150 / BlueHDi 150 (RDRHEA, RDRHE8)	RHE (DW10CTED4)	04.09 - 02.15	1997	D	110 kW	220	58	
C5 III (RD_) 2.0 HDi 165	RHH (DW10CTED4)	04.09	1997	D	120 kW	220	58	
C5 III (RD_) 2.0 HDi 180	AHW (DW10FC)	03.15	1997	D	133 kW	220	58	
C5 III (RD_) 2.0 HDi	RHR (DW10BTED4)	10.14	1997	D	101 kW	220	58	
C5 III (RD_) 2.2 HDi (RD4HTH, RD4HPH, RD4HRH, RD4HSH)	4HP (DW12BTED4)	04.09 - 12.11	2179	D	120 kW	221	59	
C5 III (RD_) 2.2 HDi (RD4HTH, RD4HPH, RD4HRH, RD4HSH)	4HR (DW12BTED4)	04.09 - 12.11	2179	D	120 kW	221	59	
C5 III (RD_) 2.2 HDi 200	4HL (DW12C)	07.10	2179	D	150 kW	220	56	
C5 III Break (RW_) 1.6 HDi 110	9HL (DV6C)	07.10	1560	D	82 kW	209	16	
C5 III Break (RW_) 1.6 HDi 110	9HR (DV6C)	07.10	1560	D	82 kW	209	16	
C5 III Break (RW_) 1.6 HDi 110	9HZ (DV6TED4)	02.08	1560	D	80 kW	209	16	
C5 III Break (RW_) 1.6 HDi 115	9HL (DV6C)	01.12	1560	D	84 kW	209	16	
C5 III Break (RW_) 1.6 HDi 115	9HR (DV6C)	01.12	1560	D	84 kW	209	16	
C5 III Break (RW_) 1.6 THP 150	5FN (EP6CDT)	04.09	1598	B	110 kW	214	35	
C5 III Break (RW_) 1.6 THP 155	5FV (EP6CDT)	04.09	1598	B	115 kW	214	35	








							
C5 III Break (RW_) 1.6 VTI 120	5FS (EP6C)	07.10	1598	B	88 kW	214	35
C5 III Break (RW_) 1.8 16V (RW6FYC)	6FY (EW7A)	02.08 - 12.09	1749	B	92 kW	216	45
C5 III Break (RW_) 2.0 16V (RWRFJC, RWRFJF)	RFJ (EW10A)	02.08 - 12.11	1997	B	103 kW	221	61
C5 III Break (RW_) 2.0 16V BioFlex	RFJ (EW10A)	02.08	1997	B/E	103 kW	221	61
C5 III Break (RW_) 2.0 HDi 140	RHF (DW10BTED4)	04.09	1997	D	103 kW	220	58
C5 III Break (RW_) 2.0 HDi 150 / BlueHdi 150 (RWRHEJ, RWRHE8)	AHR (DW10FD)	04.09 - 02.15	1997	D	110 kW	220	58
C5 III Break (RW_) 2.0 HDi 150 / BlueHdi 150 (RWRHEJ, RWRHE8)	RHE (DW10CTED4)	04.09 - 02.15	1997	D	110 kW	220	58
C5 III Break (RW_) 2.0 HDi 165	RHH (DW10CTED4)	04.09	1997	D	120 kW	220	58
C5 III Break (RW_) 2.0 HDi 180	AHW (DW10FC)	03.15	1997	D	133 kW	220	58
C5 III Break (RW_) 2.0 HDi	RHD (DW10CTED4)	02.08	1997	D	100 kW	220	58
C5 III Break (RW_) 2.0 HDi	RHR (DW10BTED4)	02.08	1997	D	100 kW	220	58
C5 III Break (RW_) 2.2 HDi (RW4HHTH)	4HT (DW12BTED4)	02.08 - 12.11	2179	D	125 kW	221	59
C5 III Break (RW_) 2.2 HDi 165	4HP (DW12BTED4)	02.08	2179	D	120 kW	221	59
C5 III Break (RW_) 2.2 HDi 200	4HL (DW12C)	07.10	2179	D	150 kW	220	56
C5 Kasten/Kombi (DE_, RE_) 1.6 HDi	9HY (DV6TED4)	09.04 - 01.08	1560	D	80 kW	209	16
C5 Kasten/Kombi (DE_, RE_) 1.6 HDi	9HZ (DV6TED4)	09.04 - 01.08	1560	D	80 kW	209	16
C5 Kasten/Kombi (DE_, RE_) 1.8	6FZ (EW7J4)	09.04 - 08.05	1749	B	85 kW	216	45
C5 Kasten/Kombi (DE_, RE_) 2.0 HDi	RHR (DW10BTED4)	09.04 - 01.08	1997	D	100 kW	220	58
C5 Kasten/Kombi (DE_, RE_) 2.0 HDi	RHS (DW10ATED)	06.02 - 08.04	1997	D	79 kW	220	58
C5 Kasten/Kombi (DE_, RE_) 2.0 HDi	RHY (DW10TD)	06.02 - 08.04	1997	D	66 kW	220	58
C5 Kasten/Kombi (DE_, RE_) 2.0 HDi	RHZ (DW10ATED)	06.02 - 08.04	1997	D	80 kW	220	58
C5 Kasten/Kombi (DE_, RE_) 2.0	RFJ (EW10A)	11.04 - 01.08	1997	B	103 kW	221	61
C5 X (ND_, NC_) PureTech 130 (NCHNSP)	HNS (EB2ADTS)	09.21	1199	B	96 kW	210	20
C6 (TD_) 2.2 HDi	4HP (DW12BTED4)	06.06 - 12.10	2179	D	120 kW	221	59
C6 (TD_) 2.2 HDi	4HT (DW12BTED4)	06.06 - 12.12	2179	D	125 kW	221	59
C8 (EA_, EB_) 2.0 16V	RFJ (EW10A)	09.05	1997	B	103 kW	221	61
C8 (EA_, EB_) 2.0 HDi 135	RHD (DW10CB)	03.06	1997	D	100 kW	220	58
C8 (EA_, EB_) 2.0 HDi 135	RHD (DW10CTED4)	03.06	1997	D	100 kW	220	58
C8 (EA_, EB_) 2.0 HDi 135	RHR (DW10BTED4)	03.06	1997	D	100 kW	220	58
C8 (EA_, EB_) 2.0 HDi 165	RHE (DW10CTED4)	03.06	1997	D	120 kW	220	58
C8 (EA_, EB_) 2.0 HDi 165	RHH (DW10CTED4)	03.06	1997	D	120 kW	220	58
C8 (EA_, EB_) 2.0 HDi	RHK (DW10UTED4)	07.06	1997	D	88 kW	220	58
C8 (EA_, EB_) 2.0 HDi	RHM (DW10ATED4)	07.02	1997	D	79 kW	220	58
C8 (EA_, EB_) 2.0 HDi	RHT (DW10ATED4)	07.02	1997	D	79 kW	220	58
C8 (EA_, EB_) 2.0 HDi	RHT (DW10ATED4)	07.02	1997	D	81 kW	220	58
C8 (EA_, EB_) 2.0 HDi	RHW (DW10ATED4)	07.02	1997	D	80 kW	220	58
C8 (EA_, EB_) 2.0	RFN (EW10J4)	06.02	1997	B	100 kW	221	61
C8 (EA_, EB_) 2.2 HDi	4HP (DW12BTED4)	06.07	2179	D	120 kW	221	59
C8 (EA_, EB_) 2.2 HDi	4HR (DW12BTED4)	06.07	2179	D	120 kW	221	59
C8 (EA_, EB_) 2.2 HDi	4HT (DW12BTED4)	06.06 - 12.12	2179	D	125 kW	221	59
C8 (EA_, EB_) 2.2 HDi	4HW (DW12TED4)	07.02	2179	D	94 kW	221	59
C8 Van (EA_, EB_) 2.0 (EBRFJC)	RFJ (EW10A)	06.04 - 12.11	1997	B	103 kW	221	61
C8 Van (EA_, EB_) 2.0 (EBRFNC, EBRFNE)	RFN (EW10J4)	11.03 - 11.04	1997	B	100 kW	221	61
C8 Van (EA_, EB_) HDi (EB4HWB)	4HW (DW12TED4)	11.03 - 07.06	2179	D	94 kW	221	59
C8 Van (EA_, EB_) HDi 110 (EBRHTB)	RHT (DW10ATED4)	11.03 - 12.09	1997	D	81 kW	220	58
CX I (MA) 2000	829 A5	06.79 - 08.85	1995	B	78 kW	223	67
CX I (MA) 2200 D	M22-621	10.75 - 02.79	2175	D	49 kW	223	69
CX I (MA) 2200	J6T A500	06.81 - 08.85	2165	B	85 kW	223	68
CX I (MA) 2200	M22-617	09.74 - 07.76	2175	B	82 kW	223	69
CX I (MA) 25 D Turbo	M25-648	04.83 - 08.85	2499	D	70 kW	224	71
CX I (MA) 25 TRi	M25-659	07.83 - 08.85	2500	B	100 kW	224	72
CX I Break (MA) 2000	829 A5	06.79 - 08.85	1995	B	78 kW	223	67
CX I Break (MA) 2200 D	M22-621	08.76 - 02.79	2175	D	49 kW	223	69
CX I Break (MA) 2200	J6T A500	06.81 - 08.85	2165	B	85 kW	223	68
CX I Break (MA) 25 TRI	M25-659	07.83 - 08.85	2500	B	100 kW	224	72
CX I Break (MA) 2500 D Turbo	M25-648	04.83 - 08.85	2499	D	70 kW	224	71
CX II Break 20	829 A5	08.85 - 08.86	1995	B	78 kW	223	67
CX II Break 22 TRS	J6T A500	07.85 - 12.92	2165	B	83 kW	223	68
CX II Break 22 TRS	J6T A500	07.85 - 07.89	2165	B	85 kW	223	68
CX II Break 25 D Turbo 2	M25-669	01.87 - 12.92	2499	D	88 kW	224	71
CX II Break 25 D	M25-660	05.86 - 12.92	2499	D	54 kW	224	73
CX II Break 25 TRI	M25-659	08.85 - 12.92	2500	B	100 kW	224	72

			ccm		kw		1 POS
CX II Break 2500 D Turbo	M25-648	08.85 - 12.86	2499	D	70 kW	224	71
CX II 20 RE	829 A5	08.85 - 12.92	1995	B	78 kW	223	67
CX II 22 TRS	J6T A500	07.85 - 12.92	2165	B	83 kW	223	68
CX II 22 TRS	J6T A500	07.85 - 07.89	2165	B	85 kW	223	68
CX II 25 D Turbo	M25-648	08.85 - 12.86	2499	D	70 kW	224	71
CX II 25 D Turbo	M25-669	01.87 - 12.92	2499	D	88 kW	224	71
CX II 25 D	M25-660	08.85 - 12.92	2499	D	54 kW	224	73
CX II 25 TRi	M25-659	08.85 - 12.92	2500	B	100 kW	224	72
DS Break 21	B22644	09.72 - 07.75	2175	B	78 kW	223	69
DS Cabriolet 21	B22644	04.68 - 03.69	2175	B	74 kW	223	69
DS Cabriolet 21	B22644	04.69 - 12.71	2175	B	78 kW	223	69
DS3 (SA_) 1.2 THP 110	HNZ (EB2DT)	10.14 - 03.15	1199	B	81 kW	210	19
DS3 (SA_) 1.2 VTi 82	HMZ (EB2)	01.13 - 03.15	1199	B	60 kW	210	19
DS3 (SA_) 1.2 VTi 82	HMZ (EB2F)	01.13 - 03.15	1199	B	60 kW	210	19
DS3 (SA_) 1.4 HDi 70 (SA8HP4)	8HP (DV4C)	04.10 - 07.15	1398	D	50 kW	207	9
DS3 (SA_) 1.4 HDi 70 (SA8HP4)	8HR (DV4C)	04.10 - 07.15	1398	D	50 kW	207	10
DS3 (SA_) 1.4 VTi 95 LPG	8FN (EP3)	08.12 - 07.15	1397	B/G	70 kW	214	37
DS3 (SA_) 1.4 VTi 95	8FP (EP3C)	04.10 - 07.15	1397	B	70 kW	214	37
DS3 (SA_) 1.4 VTi 98	8FR (EP3)	11.09 - 07.15	1397	B	72 kW	214	37
DS3 (SA_) 1.6 BlueHdi 100	BHY (DV6FD)	07.14 - 07.15	1560	D	73 kW	210	17
DS3 (SA_) 1.6 BlueHdi 120	BHZ (DV6FC)	10.13 - 07.15	1560	D	88 kW	210	17
DS3 (SA_) 1.6 BlueHdi 75	BHW (DV6FE)	03.15 - 07.15	1560	D	55 kW	209	16
DS3 (SA_) 1.6 HDi 110	9HR (DV6C)	11.09 - 07.15	1560	D	82 kW	209	16
DS3 (SA_) 1.6 HDi 115	9HD (DV6C)	08.12 - 07.15	1560	D	84 kW	209	16
DS3 (SA_) 1.6 HDi 115	9HL (DV6C)	08.12 - 07.15	1560	D	84 kW	209	16
DS3 (SA_) 1.6 HDi 115	BHX (DV6FC)	10.13 - 07.15	1560	D	85 kW	210	17
DS3 (SA_) 1.6 HDi 90	9HP (DV6DTED)	11.09 - 07.15	1560	D	68 kW	209	16
DS3 (SA_) 1.6 Racing	5FD (EP6DTS)	02.11 - 07.15	1598	B	152 kW	214	35
DS3 (SA_) 1.6 Racing	5FU (EP6CDTX)	02.11 - 07.15	1598	B	149 kW	213	33
DS3 (SA_) 1.6 THP 150	5FN (EP6CDT)	01.10 - 07.15	1598	B	110 kW	214	35
DS3 (SA_) 1.6 THP 150	5FX (EP6DT)	01.10 - 07.15	1598	B	110 kW	214	35
DS3 (SA_) 1.6 THP 155	5FR (EP6DT)	04.10 - 07.15	1598	B	115 kW	214	35
DS3 (SA_) 1.6 THP 155	5FV (EP6CDT)	04.10 - 07.15	1598	B	115 kW	214	35
DS3 (SA_) 1.6 THP 165	5GZ (EP6FDT)	10.14 - 06.15	1598	B	121 kW	214	35
DS3 (SA_) 1.6 THP160	5FM (EP6DT)	01.12 - 12.15	1598	B	120 kW	214	35
DS3 (SA_) 1.6 VTi 120	5FS (EP6C)	04.10 - 07.15	1598	B	88 kW	214	35
DS3 Cabriolet 1.2 THP 110	HNZ (EB2DT)	10.14 - 07.15	1199	B	81 kW	210	19
DS3 Cabriolet 1.2 VTi 82	HMZ (EB2F)	01.13 - 07.15	1199	B	60 kW	210	19
DS3 Cabriolet 1.6 BlueHdi 100	BHY (DV6FD)	07.14 - 07.15	1560	D	73 kW	210	17
DS3 Cabriolet 1.6 BlueHdi 100	BHY (DV6FD)	07.14 - 07.15	1560	D	75 kW	210	17
DS3 Cabriolet 1.6 BlueHdi 115	BHX (DV6FC)	10.13 - 07.15	1560	D	85 kW	210	17
DS3 Cabriolet 1.6 BlueHdi 120	BHZ (DV6FC)	07.14 - 07.15	1560	D	88 kW	210	17
DS3 Cabriolet 1.6 HDi 90	9HP (DV6DTED)	01.13 - 07.15	1560	D	68 kW	209	16
DS3 Cabriolet 1.6 Racing	5FD (EP6DTS)	03.14 - 07.15	1598	B	152 kW	214	35
DS3 Cabriolet 1.6 THP 150	5FN (EP6CDT)	01.13 - 07.15	1598	B	110 kW	214	35
DS3 Cabriolet 1.6 THP 155	5FV (EP6CDT)	01.13 - 07.15	1598	B	115 kW	214	35
DS3 Cabriolet 1.6 THP 165	5FM (EP6DT)	02.15 - 07.15	1598	B	120 kW	214	35
DS3 Cabriolet 1.6 THP 165	5GZ (EP6FDT)	10.14 - 07.15	1598	B	121 kW	214	35
DS3 Cabriolet 1.6 VTi 120	5FS (EP6C)	01.13 - 07.15	1598	B	88 kW	214	35
DS4 (NX_) 1.2 THP 130	HNY (EB2DTS)	07.14 - 07.15	1199	B	96 kW	210	19
DS4 (NX_) 1.6 BlueHdi 115	BHX (DV6FC)	07.14 - 07.15	1560	D	85 kW	210	17
DS4 (NX_) 1.6 BlueHdi 120	BHZ (DV6FC)	07.14 - 07.15	1560	D	88 kW	210	17
DS4 (NX_) 1.6 HDi 110	9HR (DV6C)	04.11 - 07.15	1560	D	82 kW	209	16
DS4 (NX_) 1.6 HDi 115	9HD (DV6C)	08.12 - 07.15	1560	D	84 kW	209	16
DS4 (NX_) 1.6 HDi 115	9HL (DV6C)	08.12 - 07.15	1560	D	84 kW	209	16
DS4 (NX_) 1.6 HDi 90	9HP (DV6DTED)	05.11 - 07.15	1560	D	68 kW	209	16
DS4 (NX_) 1.6 THP 150	5FE (EP6CDTMD)	04.11 - 07.15	1598	B	110 kW	214	35
DS4 (NX_) 1.6 THP 155	5FV (EP6CDT)	04.11 - 07.15	1598	B	115 kW	214	35
DS4 (NX_) 1.6 THP 160	5FM (EP6DT)	02.12 - 07.15	1598	B	120 kW	214	35
DS4 (NX_) 1.6 THP 165	5FM (EP6DT)	01.12 - 07.15	1598	B	121 kW	214	35
DS4 (NX_) 1.6 THP 165	5GZ (EP6FDT)	01.12 - 07.15	1598	B	121 kW	214	35
DS4 (NX_) 1.6 THP 200	5FU (EP6DTX)	04.11 - 07.15	1598	B	147 kW	213	34








DS4 (NX_) 1.6 VTi 120	5FS (EP6C)	04.11 - 07.15	1598	B	88 kW	214	35
DS4 (NX_) 2.0 BlueHDi 150	AHX (DW10FD)	07.14 - 07.15	1997	D	110 kW	220	58
DS4 (NX_) 2.0 BlueHDi 180	AHW (DW10FC)	07.14 - 07.15	1997	D	133 kW	220	58
DS4 (NX_) 2.0 HDi / BlueHDi 135	AHS (DW10FD)	09.11 - 07.15	1997	D	100 kW	220	58
DS4 (NX_) 2.0 HDi / BlueHDi 135	AHV (DW10FD)	09.11 - 07.15	1997	D	100 kW	220	58
DS4 (NX_) 2.0 HDi / BlueHDi 135	RHD (DW10CB)	09.11 - 07.15	1997	D	100 kW	220	58
DS4 (NX_) 2.0 HDi / BlueHDi 135	RHD (DW10CTED4)	09.11 - 07.15	1997	D	100 kW	220	58
DS4 (NX_) 2.0 HDi / BlueHDi 135	RHE (DW10CTED4)	09.11 - 07.15	1997	D	100 kW	220	58
DS4 (NX_) 2.0 HDi 165	RHH (DW10CTED4)	04.11 - 07.15	1997	D	120 kW	220	58
DS5 1.6 BlueHDi 120	BHZ (DV6FC)	07.14 - 07.15	1560	D	88 kW	210	17
DS5 1.6 HDi 110	9HR (DV6C)	11.11 - 07.15	1560	D	82 kW	209	16
DS5 1.6 HDi 115	9HD (DV6C)	06.12 - 07.15	1560	D	84 kW	209	16
DS5 1.6 HDi	BHX (DV6FC)	11.13 - 07.15	1560	D	85 kW	210	17
DS5 1.6 THP 150	5FE (EP6CDTMD)	11.11 - 07.15	1598	B	110 kW	214	35
DS5 1.6 THP 155	5FV (EP6CDT)	11.11 - 07.15	1598	B	115 kW	214	35
DS5 1.6 THP 165 Hybrid	5GZ (EP6FDT)	06.12 - 07.15	1598	B	121 kW	214	35
DS5 1.6 THP 165	5FM (EP6DT)	01.12 - 12.16	1598	B	121 kW	214	35
DS5 1.6 THP 165	5GZ (EP6FDT)	01.12 - 12.16	1598	B	121 kW	214	35
DS5 1.6 THP 200	5FU (EP6DTX)	11.11 - 07.15	1598	B	147 kW	213	34
DS5 2.0 BlueHDi 150	AHX (DW10FD)	07.14 - 07.15	1997	D	110 kW	220	58
DS5 2.0 BlueHDi 180	AHW (DW10FC)	08.13 - 07.15	1997	D	133 kW	220	58
DS5 2.0 HDi 135	RHD (DW10CB)	11.11 - 07.15	1997	D	100 kW	220	58
DS5 2.0 HDi 165	RHH (DW10CTED4)	11.11 - 07.15	1997	D	120 kW	220	58
DS5 2.0 HDi 200 Hybrid4 Allrad	RHC (DW10CTED4)	12.11 - 07.15	1997	E	147 kW	220	58
DS 2.2	B22627	02.69 - 06.72	2175	B	102 kW	223	69
DS 21	B22627	12.69 - 08.75	2175	B	88 kW	223	69
DS 21	B22644	09.65 - 08.72	2175	B	76 kW	223	69
EVASION Großraumlimousine (22, U6) 1.8	LFZ (XU7JP)	05.97 - 07.02	1761	B	73 kW	218	53
EVASION Großraumlimousine (22, U6) 1.8	LFZ (XU7JP)	02.96 - 12.96	1761	B	76 kW	218	53
EVASION Großraumlimousine (22, U6) 1.9 TD	D8B (XUD9TF)	11.94 - 07.02	1905	D	66 kW	217	50
EVASION Großraumlimousine (22, U6) 1.9 TD	D8B (XUD9TF)	03.94 - 12.98	1905	D	68 kW	217	50
EVASION Großraumlimousine (22, U6) 2.0 16V	RFN (EW10J4)	05.00 - 07.02	1997	B	100 kW	221	61
EVASION Großraumlimousine (22, U6) 2.0 16V	RFV (XU10J4R)	05.98 - 12.01	1998	B	97 kW	222	64
EVASION Großraumlimousine (22, U6) 2.0 HDi 16V	RHW (DW10ATED4)	09.99 - 07.02	1997	D	80 kW	220	58
EVASION Großraumlimousine (22, U6) 2.0 HDi	RHZ (DW10ATED)	08.99 - 07.02	1997	D	80 kW	220	58
EVASION Großraumlimousine (22, U6) 2.0 Turbo C.T.	RGX (XU10J2TE)	06.94 - 07.02	1998	B	108 kW	222	64
EVASION Großraumlimousine (22, U6) 2.0	RFU (XU10J2C)	06.94 - 07.02	1998	B	89 kW	222	64
EVASION Großraumlimousine (22, U6) 2.1 TD	P8C (XUD11BTE)	05.96 - 07.02	2088	D	80 kW	221	60
EVASION Van (U6_, AF_) 2.0 (AFRFVB)	RFV (XU10J4R)	05.98 - 04.00	1998	B	97 kW	222	64
EVASION Van (U6_, AF_) DT (U6UC)	D8B (XUD9TE)	10.95 - 12.98	1905	D	68 kW	217	49
EVASION Van (U6_, AF_) DT (U6UW)	P8C (XUD11BTE)	11.96 - 08.00	2088	D	80 kW	221	60
EVASION Van (U6_, AF_) HDi (AFRHWB)	RHW (DW10ATED4)	09.99 - 10.02	1997	D	80 kW	220	58
EVASION Van (U6_, AF_) HDi (AFRHZA)	RHZ (DW10ATED)	09.99 - 10.02	1997	D	80 kW	220	58
EVASION Van (U6_, AF_) TD (U6UJ)	D8B (XUD9TE)	11.94 - 07.02	1905	D	66 kW	217	49
GRAND C4 SPACETOURER (3A_, 3E_) 1.2 PureTech 130	HNS (EB2ADTS)	04.18	1199	B	96 kW	210	20
GRAND C4 SPACETOURER (3A_, 3E_) 1.2 PureTech 130	HNY (EB2DTS)	04.18	1199	B	96 kW	210	19
GRAND C4 SPACETOURER (3A_, 3E_) 1.5 BlueHDi 130	YHZ (DV5RC)	05.18	1499	D	96 kW	213	31
GRAND C4 SPACETOURER (3A_, 3E_) 1.6 BlueHDi 100	BHY (DV6FD)	04.18	1560	D	73 kW	210	17
GRAND C4 SPACETOURER (3A_, 3E_) 1.6 BlueHDi 120	BHZ (DV6FC)	04.18	1560	D	88 kW	210	17
GRAND C4 SPACETOURER (3A_, 3E_) 1.6 HDi 115	9HC (DV6C)	04.18	1560	D	85 kW	209	16
GRAND C4 SPACETOURER (3A_, 3E_) 1.6 THP 165	5GZ (EP6FDT)	04.18	1598	B	121 kW	214	35
GRAND C4 SPACETOURER (3A_, 3E_) 2.0 BlueHDi 150	AHR (DW10FD)	04.18	1997	D	110 kW	220	58
GRAND C4 SPACETOURER (3A_, 3E_) 2.0 BlueHDi 150	AHX (DW10FD)	04.18	1997	D	110 kW	220	58
GRAND C4 SPACETOURER (3A_, 3E_) 2.0 BlueHDi 160	EHY (DW10FCC)	04.18	1997	D	120 kW	220	58
GRAND C4 SPACETOURER Van (3A_, 3E_) BlueHDi 130	YHZ (DV5RC)	05.19	1499	D	96 kW	213	31
GRAND C4 SPACETOURER Van (3A_, 3E_) BlueHDi 160	EHY (DW10FCC)	05.19	1997	D	120 kW	220	58
GRAND C4 SPACETOURER Van (3A_, 3E_) PureTech 130	HNY (EB2DTS)	05.19	1199	B	96 kW	210	19
ID Break 21 F	B22604	04.66 - 11.72	2175	B	74 kW	223	69
ID Break 21 F	B22644	02.69 - 11.72	2175	B	76 kW	223	69
ID 21 F	B22604	04.66 - 11.72	2175	B	74 kW	223	69
ID 21 F	B22644	02.69 - 11.72	2175	B	76 kW	223	69
JUMPER Bus (230P) 1.9 D	D9B (XUD9A/U)	01.99 - 04.02	1905	D	51 kW	217	46

			ccm		kw		1 POS
JUMPER Bus (230P) 1.9 TD 4x4	D8C (XUD9UTF)	08.96 - 04.02	1905	D	68 kW	218	51
JUMPER Bus (230P) 1.9 TD	D8C (XUD9UTF)	02.94 - 04.02	1905	D	68 kW	218	51
JUMPER Bus (230P) 1.9 TD	D8C (XUD9UTF)	08.94 - 04.02	1905	D	66 kW	218	51
JUMPER Bus (230P) 2.0 4x4	RFW (XU10J2U)	08.96 - 04.02	1998	B	80 kW	222	64
JUMPER Bus (230P) 2.0	RFW (XU10J2U)	02.94 - 04.02	1998	B	80 kW	222	64
JUMPER Bus (230P) 2.5 D 4x4	T9A (DJ5)	08.96 - 04.02	2446	D	63 kW	224	70
JUMPER Bus (230P) 2.5 D	T9A (DJ5)	08.94 - 04.02	2446	D	63 kW	224	70
JUMPER Bus (230P) 2.8 D	8140.63 (F28D)	01.99 - 02.02	2800	D	64 kW	224	74
JUMPER Bus (230P) 2.8 HDi 4x4	8140.43S	09.00 - 04.02	2800	D	94 kW	224	74
JUMPER Bus (230P) 2.8 HDi	8140.43S	09.00 - 04.02	2800	D	94 kW	224	74
JUMPER Bus (244, Z_) 2.0 HDi	RHV (DW10UTD)	04.02 - 06.06	1997	D	62 kW	220	58
JUMPER Bus (244, Z_) 2.0 bivalent	XU10J2	02.03 - 06.06	1998	B/G	81 kW	221	63
JUMPER Bus (244, Z_) 2.0	XU10J2	04.02 - 06.06	1998	B	81 kW	221	63
JUMPER Bus (244, Z_) 2.2 HDi	4HY (DW12UTED)	04.02 - 06.06	2179	D	74 kW	221	59
JUMPER Bus (244, Z_) 2.8 HDi Allrad	8140.43S	04.02 - 06.06	2800	D	94 kW	224	74
JUMPER Bus (244, Z_) 2.8 HDi	8140.43S	04.02 - 09.09	2800	D	94 kW	224	74
JUMPER Bus 2.0 BlueHDi 110	AHM (DW10FUE)	07.15 - 09.19	1997	D	81 kW	220	57
JUMPER Bus 2.0 BlueHDi 130	AHN (DW10FUD)	07.15 - 09.19	1997	D	96 kW	220	57
JUMPER Bus 2.0 BlueHDi 160	AHP (DW10FUC)	07.15 - 09.19	1997	D	120 kW	220	57
JUMPER Bus 2.2 HDi 100	4HV (P22DTE)	04.06	2198	D	74 kW	221	62
JUMPER Bus 2.2 HDi 110	4HG (P22DTE)	07.11	2198	D	81 kW	221	62
JUMPER Bus 2.2 HDi 120	4HU (P22DTE)	04.06	2198	D	88 kW	221	62
JUMPER Bus 2.2 HDi 130	4HH (P22DTE)	07.11	2198	D	96 kW	221	62
JUMPER Bus 2.2 HDi 150	4HJ (P22DTE)	07.11	2198	D	110 kW	221	62
JUMPER Bus 3.0 HDi 155	F1CE0481D (F30DT)	07.10	2999	D	115 kW	225	75
JUMPER Bus 3.0 HDi 160	F1CE0481D (F30DT)	09.06	2999	D	116 kW	225	75
JUMPER Bus 3.0 HDi 180	F1CE0481D (F30DT)	07.11	2999	D	130 kW	225	75
JUMPER Bus 3.0 HDi 180	F1CE3481E (F30DTE)	07.11	2999	D	130 kW	225	75
JUMPER Kasten (230L) 1.9 D	D9B (XUD9A/U)	02.94 - 04.02	1905	D	51 kW	217	46
JUMPER Kasten (230L) 1.9 D	DJY (XUD9A)	07.99 - 04.02	1905	D	50 kW	217	46
JUMPER Kasten (230L) 1.9 TD	D8C (XUD9UTF)	03.94 - 04.02	1905	D	68 kW	218	51
JUMPER Kasten (230L) 2.0 4x4	RFW (XU10J2U)	10.96 - 01.02	1998	B	80 kW	222	64
JUMPER Kasten (230L) 2.0 HDi	RHV (DW10TD)	11.01 - 04.02	1997	D	62 kW	220	58
JUMPER Kasten (230L) 2.0 HDi	RHV (DW10UTD)	11.01 - 04.02	1997	D	62 kW	220	58
JUMPER Kasten (230L) 2.0	RFW (XU10J2U)	02.94 - 04.02	1998	B	80 kW	222	64
JUMPER Kasten (230L) 2.5 D 4x4	T9A (DJ5)	03.00 - 04.02	2446	D	63 kW	224	70
JUMPER Kasten (230L) 2.5 D	T9A (DJ5)	03.94 - 04.02	2446	D	63 kW	224	70
JUMPER Kasten (230L) 2.8 D	8140.63 (F28D)	01.99 - 08.02	2800	D	64 kW	224	74
JUMPER Kasten (230L) 2.8 HDi 4x4	8140.43S	09.00 - 04.02	2800	D	94 kW	224	74
JUMPER Kasten (230L) 2.8 HDi	8140.43S	09.00 - 04.02	2800	D	94 kW	224	74
JUMPER Kasten (244) 2.0 HDi	RHV (DW10TD)	04.02 - 06.06	1997	D	62 kW	220	58
JUMPER Kasten (244) 2.0 HDi	RHV (DW10UTD)	04.02 - 06.06	1997	D	62 kW	220	58
JUMPER Kasten (244) 2.0 bivalent	XU10J2	02.03 - 06.06	1998	B/G	81 kW	221	63
JUMPER Kasten (244) 2.0	XU10J2	04.02 - 06.06	1998	B	81 kW	221	63
JUMPER Kasten (244) 2.2 HDi	4HY (DW12UTED)	04.02 - 06.06	2179	D	74 kW	221	59
JUMPER Kasten (244) 2.8 HDi 4x4	8140.43S	04.02 - 06.06	2800	D	94 kW	224	74
JUMPER Kasten (244) 2.8 HDi	8140.43N	04.04 - 06.06	2798	D	107 kW	224	74
JUMPER Kasten (244) 2.8 HDi	8140.43S	04.02 - 09.09	2800	D	94 kW	224	74
JUMPER Kasten (244) 2.8 HDi	8140.43S	07.05 - 10.10	2800	D	89 kW	224	74
JUMPER Kasten 2.0 BlueHDi 110	AHM (DW10FUE)	11.15 - 09.19	1997	D	81 kW	220	57
JUMPER Kasten 2.0 BlueHDi 130 4x4	AHN (DW10FUD)	11.15 - 09.19	1997	D	96 kW	220	57
JUMPER Kasten 2.0 BlueHDi 130	AHN (DW10FUD)	11.15 - 09.19	1997	D	96 kW	220	57
JUMPER Kasten 2.0 BlueHDi 160 4x4	AHP (DW10FUC)	11.15 - 09.19	1997	D	120 kW	220	57
JUMPER Kasten 2.0 BlueHDi 160	AHP (DW10FUC)	11.15 - 09.19	1997	D	120 kW	220	57
JUMPER Kasten 2.2 HDi 100	4HV (P22DTE)	04.06 - 12.12	2198	D	74 kW	221	62
JUMPER Kasten 2.2 HDi 110	4HG (P22DTE)	07.11	2198	D	81 kW	221	62
JUMPER Kasten 2.2 HDi 120	4HU (P22DTE)	04.06	2198	D	88 kW	221	62
JUMPER Kasten 2.2 HDi 130 4x4	4HH (P22DTE)	01.12 - 05.16	2198	D	96 kW	221	62
JUMPER Kasten 2.2 HDi 130	4HH (P22DTE)	07.11	2198	D	96 kW	221	62
JUMPER Kasten 2.2 HDi 150	4HJ (P22DTE)	07.11	2198	D	110 kW	221	62
JUMPER Kasten 3.0 HDi 155	F1CE0481D (F30DT)	07.10	2999	D	115 kW	225	75
JUMPER Kasten 3.0 HDi 160	F1CE0481D (F30DT)	09.06	2999	D	116 kW	225	75








JUMPER Kasten 3.0 HDi 180	F1CE0481D (F30DT)	07.11	2999	D	130 kW	225	75
JUMPER Kasten 3.0 HDi 180	F1CE3481E (F30DTE)	07.11	2999	D	130 kW	225	75
JUMPER Pritsche/Fahrgestell (230) 1.9 TD	D8C (XUD9UTF)	03.94 - 04.02	1905	D	68 kW	218	51
JUMPER Pritsche/Fahrgestell (230) 2.0	RFW (XU10J2U)	03.94 - 04.02	1998	B	80 kW	222	64
JUMPER Pritsche/Fahrgestell (230) 2.5 D 4x4	T9A (DJ5)	03.00 - 04.02	2446	D	63 kW	224	70
JUMPER Pritsche/Fahrgestell (230) 2.5 D	T9A (DJ5)	03.94 - 04.02	2446	D	63 kW	224	70
JUMPER Pritsche/Fahrgestell (230) 2.8 D	8140.63 (F28D)	01.99 - 02.02	2800	D	64 kW	224	74
JUMPER Pritsche/Fahrgestell (230) 2.8 HDi	8140.43S	09.00 - 04.02	2800	D	94 kW	224	74
JUMPER Pritsche/Fahrgestell (244) 2.0 HDi	RHV (DW10UTD)	04.02 - 06.06	1997	D	62 kW	220	58
JUMPER Pritsche/Fahrgestell (244) 2.2 HDi	4HY (DW12UTED)	04.02 - 06.06	2179	D	74 kW	221	59
JUMPER Pritsche/Fahrgestell (244) 2.8 HDi 4x4	8140.43S	02.02 - 06.06	2800	D	94 kW	224	74
JUMPER Pritsche/Fahrgestell (244) 2.8 HDi	8140.43N	05.04 - 06.06	2798	D	107 kW	224	74
JUMPER Pritsche/Fahrgestell (244) 2.8 HDi	8140.43S	04.02 - 06.06	2800	D	94 kW	224	74
JUMPER Pritsche/Fahrgestell 2.0 BlueHDi 110	AHM (DW10FUE)	11.15 - 09.19	1997	D	81 kW	220	57
JUMPER Pritsche/Fahrgestell 2.0 BlueHDi 130 4x4	AHN (DW10FUD)	11.15 - 09.19	1997	D	96 kW	220	57
JUMPER Pritsche/Fahrgestell 2.0 BlueHDi 130	AHN (DW10FUD)	11.15 - 09.19	1997	D	96 kW	220	57
JUMPER Pritsche/Fahrgestell 2.0 BlueHDi 160 4x4	AHP (DW10FUC)	11.15 - 09.19	1997	D	120 kW	220	57
JUMPER Pritsche/Fahrgestell 2.0 BlueHDi 160	AHP (DW10FUC)	11.15 - 09.19	1997	D	120 kW	220	57
JUMPER Pritsche/Fahrgestell 2.2 HDi 100	4HV (P22DTE)	04.06	2198	D	74 kW	221	62
JUMPER Pritsche/Fahrgestell 2.2 HDi 110	4HG (P22DTE)	07.11	2198	D	81 kW	221	62
JUMPER Pritsche/Fahrgestell 2.2 HDi 120	4HU (P22DTE)	04.06	2198	D	88 kW	221	62
JUMPER Pritsche/Fahrgestell 2.2 HDi 130	4HH (P22DTE)	07.11	2198	D	96 kW	221	62
JUMPER Pritsche/Fahrgestell 2.2 HDi 150	4HJ (P22DTE)	07.11	2198	D	110 kW	221	62
JUMPER Pritsche/Fahrgestell 3.0 HDi 160	F1CE0481D (F30DT)	09.06	2999	D	116 kW	225	75
JUMPER Pritsche/Fahrgestell 3.0 HDi 180	F1CE0481D (F30DT)	07.11	2999	D	130 kW	225	75
JUMPER Pritsche/Fahrgestell 3.0 HDi 180	F1CE3481E (F30DTE)	07.11	2999	D	130 kW	225	75
JUMPY (U6U_) 1.9 D 70	WJY (DW8B)	04.98 - 11.03	1868	D	51 kW	216	44
JUMPY (U6U_) 1.9 D 70	WJZ (DW8)	04.98 - 11.03	1868	D	51 kW	216	44
JUMPY (U6U_) 1.9 D	D9B (XUD9A/U)	10.95 - 08.98	1905	D	51 kW	217	46
JUMPY (U6U_) 1.9 TD	D8B (XUD9TF)	04.96 - 11.03	1905	D	68 kW	217	50
JUMPY (U6U_) 2.0 HDi 110	RHW (DW10ATED4)	03.00 - 10.06	1997	D	80 kW	220	58
JUMPY (U6U_) 2.0 HDi 110	RHZ (DW10ATED)	03.00 - 10.06	1997	D	80 kW	220	58
JUMPY (U6U_) 2.0 HDi 110	RHZ (DW10BTED)	03.00 - 10.06	1997	D	80 kW	220	58
JUMPY (U6U_) 2.0 HDi 110	RHZ (DW10BTED+)	03.00 - 10.06	1997	D	80 kW	220	58
JUMPY (U6U_) 2.0 HDi 110	RHZ (DW10CTED)	03.00 - 10.06	1997	D	80 kW	220	58
JUMPY (U6U_) 2.0 HDi 110	RHZ (DW10CTED+)	03.00 - 10.06	1997	D	80 kW	220	58
JUMPY (U6U_) 2.0 HDi 95	RHX (DW10BTED)	10.99 - 10.06	1997	D	69 kW	220	58
JUMPY (U6U_) 2.0 i 16V	RFN (EW10J4)	03.00 - 10.06	1997	B	102 kW	221	61
JUMPY (U6U_) 2.0	RFN (EW10J4)	04.00 - 12.06	1997	B	100 kW	221	61
JUMPY (VF7) 1.6 HDi 90 16V	9HU (DV6UTED4)	01.07 - 03.16	1560	D	66 kW	209	16
JUMPY (VF7) 1.6 HDi 90 8V	9HH (DV6DUM)	01.07 - 03.16	1560	D	66 kW	209	16
JUMPY (VF7) 1.6 HDi 90 8V	9HM (DV6UC)	01.07 - 03.16	1560	D	66 kW	209	16
JUMPY (VF7) 2.0 HDi 120	RHK (DW10UTED4)	01.07 - 03.16	1997	D	88 kW	220	58
JUMPY (VF7) 2.0 HDi 125	AHZ (DW10CD)	07.11 - 03.16	1997	D	94 kW	220	58
JUMPY (VF7) 2.0 HDi 140	RHR (DW10BTED4)	01.07 - 03.16	1997	D	100 kW	220	58
JUMPY (VF7) 2.0 HDi 165	RHH (DW10CTED4)	07.10 - 03.16	1997	D	120 kW	220	58
JUMPY (VF7) 2.0 HDi 95	AHY (DW10CE)	07.11 - 03.16	1997	D	72 kW	220	58
JUMPY (VF7) 2.0 i	RFH (EW10A)	01.07 - 03.16	1997	B	103 kW	221	61
JUMPY (VF7) 2.0 i	RFJ (EW10A)	01.07 - 03.16	1997	B	103 kW	221	61
JUMPY Bus (V_) 1.5 BlueHDi 100	YHR (DV5RUCd)	06.18	1499	D	75 kW	213	31
JUMPY Bus (V_) 1.5 BlueHDi 120	YHV (DV5RUC)	06.18	1499	D	88 kW	213	31
JUMPY Bus (V_) 1.6 BlueHDi 115	BHX (DV6FCU)	04.16	1560	D	85 kW	209	16
JUMPY Bus (V_) 1.6 BlueHDi 95	BHS (DV6FDU)	04.16	1560	D	70 kW	209	16
JUMPY Bus (V_) 1.6 BlueHDi 95	BHV (DV6FDU)	04.16	1560	D	70 kW	209	15
JUMPY Bus (V_) 2.0 BlueHDi 120	AHK (DW10FE)	12.19	1997	D	90 kW	220	58
JUMPY Bus (V_) 2.0 BlueHDi 150	AHR (DW10FD)	04.16	1997	D	110 kW	220	58
JUMPY Bus (V_) 2.0 BlueHDi 150	AHX (DW10FD)	04.16	1997	D	110 kW	220	58
JUMPY Bus (V_) 2.0 BlueHDi 180	AHH (DW10FC)	04.16	1997	D	130 kW	220	58
JUMPY Kasten (BS_, BT_, BY_, BZ_) 1.9 D 70	WJY (DW8B)	04.98 - 10.06	1868	D	51 kW	216	44
JUMPY Kasten (BS_, BT_, BY_, BZ_) 1.9 D 70	WJZ (DW8)	04.98 - 10.06	1868	D	51 kW	216	44
JUMPY Kasten (BS_, BT_, BY_, BZ_) 1.9 D	D9B (XUD9A/U)	10.95 - 08.98	1905	D	51 kW	217	46
JUMPY Kasten (BS_, BT_, BY_, BZ_) 1.9 TD	D8B (XUD9TE)	10.95 - 08.00	1905	D	68 kW	217	49

			ccm		kw		1	POS
JUMPY Kasten (BS_, BT_, BY_, BZ_) 2.0 HDi 110	RHW (DW10ATED4)	01.02 - 10.06	1997	D	80 kW	220	58	
JUMPY Kasten (BS_, BT_, BY_, BZ_) 2.0 HDi 110	RHZ (DW10ATED)	10.01 - 10.06	1997	D	80 kW	220	58	
JUMPY Kasten (BS_, BT_, BY_, BZ_) 2.0 HDi 110	RHZ (DW10BTED)	10.01 - 10.06	1997	D	80 kW	220	58	
JUMPY Kasten (BS_, BT_, BY_, BZ_) 2.0 HDi 110	RHZ (DW10BTED+)	10.01 - 10.06	1997	D	80 kW	220	58	
JUMPY Kasten (BS_, BT_, BY_, BZ_) 2.0 HDi 110	RHZ (DW10CTED)	10.01 - 10.06	1997	D	80 kW	220	58	
JUMPY Kasten (BS_, BT_, BY_, BZ_) 2.0 HDi 110	RHZ (DW10CTED+)	10.01 - 10.06	1997	D	80 kW	220	58	
JUMPY Kasten (BS_, BT_, BY_, BZ_) 2.0 HDi 95	RHX (DW10BTED)	10.99 - 10.06	1997	D	69 kW	220	58	
JUMPY Kasten (BS_, BT_, BY_, BZ_) 2.0 i 16V	RFN (EW10J4)	03.00 - 10.06	1997	B	102 kW	221	61	
JUMPY Kasten (BS_, BT_, BY_, BZ_) 2.0	RFN (EW10J4)	04.00 - 10.06	1997	B	100 kW	221	61	
JUMPY Kasten (V_) 1.5 BlueHDi 100	YHR (DV5RUCd)	06.18	1499	D	75 kW	213	31	
JUMPY Kasten (V_) 1.5 BlueHDi 120	YHV (DV5RUC)	06.18	1499	D	88 kW	213	31	
JUMPY Kasten (V_) 1.6 BlueHDi 115	BHX (DV6FCU)	04.16	1560	D	85 kW	209	16	
JUMPY Kasten (V_) 1.6 BlueHDi 95	BHS (DV6FDU)	04.16	1560	D	70 kW	209	16	
JUMPY Kasten (V_) 1.6 BlueHDi 95	BHV (DV6FDU)	04.16	1560	D	70 kW	209	15	
JUMPY Kasten (V_) 2.0 BlueHDi 120 4x4	AHK (DW10FE)	04.16	1997	D	90 kW	220	58	
JUMPY Kasten (V_) 2.0 BlueHDi 120	AHJ (DW10FE)	04.16	1997	D	90 kW	220	58	
JUMPY Kasten (V_) 2.0 BlueHDi 120	AHK (DW10FE)	04.16	1997	D	90 kW	220	58	
JUMPY Kasten (V_) 2.0 BlueHDi 150 4x4	AHX (DW10FD)	04.16	1997	D	110 kW	220	58	
JUMPY Kasten (V_) 2.0 BlueHDi 150	AHR (DW10FD)	04.16	1997	D	110 kW	220	58	
JUMPY Kasten (V_) 2.0 BlueHDi 150	AHX (DW10FD)	04.16	1997	D	110 kW	220	58	
JUMPY Kasten (V_) 2.0 BlueHDi 180	AHH (DW10FC)	04.16	1997	D	130 kW	220	58	
JUMPY Kasten (V_) 2.0 BlueHDi 180	EHZ (DW10FDCU)	04.16	1997	D	130 kW	221	59	
JUMPY Kasten 1.6 HDi 90 16V	9HU (DV6UTED4)	01.07 - 03.16	1560	D	66 kW	209	16	
JUMPY Kasten 1.6 HDi 90 8V	9HH (DV6DUM)	01.07 - 03.16	1560	D	66 kW	209	16	
JUMPY Kasten 1.6 HDi 90 8V	9HM (DV6UC)	01.07 - 03.16	1560	D	66 kW	209	16	
JUMPY Kasten 2.0 HDi 120 4x4	RHK (DW10UTED4)	01.10 - 03.16	1997	D	88 kW	220	58	
JUMPY Kasten 2.0 HDi 120	RHK (DW10UTED4)	01.07 - 03.16	1997	D	88 kW	220	58	
JUMPY Kasten 2.0 HDi 125 4x4	AHZ (DW10CD)	07.11 - 03.16	1997	D	94 kW	220	58	
JUMPY Kasten 2.0 HDi 125	AHZ (DW10CD)	07.11 - 03.16	1997	D	94 kW	220	58	
JUMPY Kasten 2.0 HDi 140	RHR (DW10BTED4)	01.07 - 03.16	1997	D	100 kW	220	58	
JUMPY Kasten 2.0 HDi 165	RHH (DW10CTED4)	07.10 - 03.16	1997	D	120 kW	220	58	
JUMPY Kasten 2.0 HDi 95	AHY (DW10CE)	07.11 - 03.16	1997	D	72 kW	220	58	
JUMPY Kasten 2.0 i	RFH (EW10A)	01.07 - 03.16	1997	B	103 kW	221	61	
JUMPY Pritsche/Fahrgestell (BU_, BV_, BW_, BX_) 1.9 TD	D8B (XUD9TE)	10.99 - 10.06	1905	D	68 kW	217	49	
JUMPY Pritsche/Fahrgestell (BU_, BV_, BW_, BX_) 1.9 TD	D8B (XUD9TF)	10.99 - 10.06	1905	D	68 kW	217	50	
JUMPY Pritsche/Fahrgestell (BU_, BV_, BW_, BX_) 1.9 TD	WJY (DW8B)	11.00 - 10.06	1868	D	51 kW	216	44	
JUMPY Pritsche/Fahrgestell (BU_, BV_, BW_, BX_) 2.0 HDi 110 16V	RHW (DW10ATED4)	12.03 - 10.06	1997	D	80 kW	220	58	
JUMPY Pritsche/Fahrgestell (BU_, BV_, BW_, BX_) 2.0 HDi 110	RHZ (DW10ATED)	12.03 - 10.06	1997	D	80 kW	220	58	
JUMPY Pritsche/Fahrgestell (BU_, BV_, BW_, BX_) 2.0 HDi 110	RHZ (DW10BTED)	12.03 - 10.06	1997	D	80 kW	220	58	
JUMPY Pritsche/Fahrgestell (BU_, BV_, BW_, BX_) 2.0 HDi 110	RHZ (DW10BTED+)	12.03 - 10.06	1997	D	80 kW	220	58	
JUMPY Pritsche/Fahrgestell (BU_, BV_, BW_, BX_) 2.0 HDi 110	RHZ (DW10CTED)	12.03 - 10.06	1997	D	80 kW	220	58	
JUMPY Pritsche/Fahrgestell (BU_, BV_, BW_, BX_) 2.0 HDi 110	RHZ (DW10CTED+)	12.03 - 10.06	1997	D	80 kW	220	58	
JUMPY Pritsche/Fahrgestell (BU_, BV_, BW_, BX_) 2.0 HDi 95	RHX (DW10BTED)	10.99 - 10.06	1997	D	69 kW	220	58	
JUMPY Pritsche/Fahrgestell (BU_, BV_, BW_, BX_) 2.0	RFN (EW10J4)	12.03 - 10.06	1997	B	100 kW	221	61	
JUMPY Pritsche/Fahrgestell (V_) 1.6 BlueHDi 95	BHS (DV6FDU)	09.16	1560	D	70 kW	209	16	
JUMPY Pritsche/Fahrgestell (V_) 1.6 BlueHDi 95	BHV (DV6FDU)	09.16	1560	D	70 kW	209	15	
JUMPY Pritsche/Fahrgestell (V_) 2.0 BlueHDi 120	AHK (DW10FE)	09.16	1997	D	90 kW	220	58	
JUMPY Pritsche/Fahrgestell (V_) 2.0 BlueHDi 150	AHX (DW10FD)	09.16	1997	D	110 kW	220	58	
JUMPY Pritsche/Fahrgestell 1.6 HDi 90 16V	9HU (DV6UTED4)	06.07 - 03.16	1560	D	66 kW	209	16	
JUMPY Pritsche/Fahrgestell 1.6 HDi 90 8V	9HH (DV6DUM)	06.07 - 03.16	1560	D	66 kW	209	16	
JUMPY Pritsche/Fahrgestell 2.0 HDi (X_RHG)	RHK (DW10UTED4)	01.09 - 03.16	1997	D	88 kW	220	58	
JUMPY Pritsche/Fahrgestell 2.0 HDi 100 (X_AHY)	AHY (DW10CE)	07.11 - 03.16	1997	D	72 kW	220	58	
JUMPY Pritsche/Fahrgestell 2.0 HDi 125	AHZ (DW10CD)	07.11	1997	D	94 kW	220	58	
LNA 1.0	108C	07.84 - 10.86	954	B	33 kW	205	2	
LNA 1.1	109/5E	07.82 - 04.85	1124	B	37 kW	206	5	
LNA 1.1	109/5E	08.82 - 12.83	1124	B	36 kW	206	5	
NEMO Großraumlimousine 1.3 HDi 75	FHZ (F13DTE5)	10.10	1248	D	55 kW	205	1	
NEMO Großraumlimousine 1.3 HDi 80	FHY (F13DTE6)	10.15	1248	D	59 kW	205	1	
NEMO Großraumlimousine 1.4 HDi	8HS (DV4TED)	04.09	1398	D	50 kW	207	10	
NEMO Großraumlimousine 1.4	KFV (TU3A)	04.09	1360	B	54 kW	212	28	
NEMO Kasten/Großraumlimousine (AA_) 1.3 BlueHDi 80	FHY (F13DTE6)	02.16	1248	D	59 kW	205	1	
NEMO Kasten/Großraumlimousine (AA_) 1.3 HDi 75	FHZ (F13DTE5)	10.10	1248	D	55 kW	205	1	








NEMO Kasten/Großraumlimousine (AA_) 1.4 HDi	8HS (DV4TED)	02.08	1398	D	50 kW	207	10
NEMO Kasten/Großraumlimousine (AA_) 1.4	KFV (TU3A)	02.08	1360	B	54 kW	212	28
SAXO (S0, S1) 1.0 X	CDY (TU9M)	05.96 - 11.98	954	B	33 kW	205	4
SAXO (S0, S1) 1.0 X	CDZ (TU9M)	05.96 - 11.98	954	B	33 kW	205	4
SAXO (S0, S1) 1.0 X	CDZ (TU9M)	01.97 - 06.03	954	B	37 kW	205	4
SAXO (S0, S1) 1.1 BiFuel	HDZ (TU1M)	07.00 - 06.03	1124	B/G	44 kW	206	7
SAXO (S0, S1) 1.1 X, SX	HDZ (TU1M)	05.96 - 09.03	1124	B	40 kW	206	7
SAXO (S0, S1) 1.1 X, SX	HDZ (TU1M)	05.96 - 03.04	1124	B	44 kW	206	7
SAXO (S0, S1) 1.1 X, SX	HFX (TU1JP)	05.96 - 03.04	1124	B	44 kW	207	8
SAXO (S0, S1) 1.4 VTS	KFW (TU3JP)	05.96 - 06.03	1360	B	55 kW	212	27
SAXO (S0, S1) 1.4 VTS	KFX (TU3JP)	05.96 - 06.03	1360	B	55 kW	212	27
SAXO (S0, S1) 1.5 D	VJY (TUD5)	09.96 - 09.03	1527	D	40 kW	214	38
SAXO (S0, S1) 1.5 D	VJZ (TUD5)	09.96 - 06.01	1527	D	42 kW	214	38
SAXO (S0, S1) 1.5 D	VJZ (TUD5)	05.01 - 04.04	1527	D	43 kW	214	38
SAXO (S0, S1) 1.6 VTL, VTR	NFZ (TU5JP)	05.96 - 06.03	1587	B	65 kW	215	40
SAXO (S0, S1) 1.6 VTR	NFX (TU5JP4)	05.96 - 07.99	1587	B	80 kW	215	40
SAXO (S0, S1) 1.6 VTS	NFT (TU5JP)	09.00 - 09.03	1587	B	72 kW	215	40
SAXO (S0, S1) 1.6 VTS	NFX (TU5JP4)	06.96 - 09.03	1587	B	87 kW	215	40
SAXO (S0, S1) 1.6	NFT (TU5JP)	02.01 - 04.04	1587	B	74 kW	215	40
SAXO (S0, S1) 1.6	NFX (TU5JP4)	02.96 - 04.04	1587	B	88 kW	215	40
SAXO (S0, S1) 1.6	NFZ (TU5JP)	02.96 - 06.03	1587	B	66 kW	215	40
SAXO Hatchback van (S3_) 1.0	CDZ (TU9M)	08.99 - 06.03	954	B	37 kW	205	4
SAXO Hatchback van (S3_) 1.0	CDZ (TU9M)	10.97 - 06.03	954	B	33 kW	205	4
SAXO Hatchback van (S3_) 1.5 D	VJZ (TUD5)	07.01 - 06.03	1527	D	43 kW	214	38
SAXO Hatchback van (S3_) 1.5 D	VJZ (TUD5)	08.99 - 06.01	1527	D	42 kW	214	38
SPACETOURER Bus (V_) 1.5 BlueHDi 100	YHR (DV5RUCd)	06.18	1499	D	75 kW	213	31
SPACETOURER Bus (V_) 1.5 BlueHDi 100	YHR (DV5RUCd)	06.18	1499	D	75 kW	213	31
SPACETOURER Bus (V_) 1.5 BlueHDi 120	YHV (DV5RUC)	06.18	1499	D	88 kW	213	31
SPACETOURER Bus (V_) 1.6 BlueHDi 115	BHX (DV6FC)	04.16	1560	D	85 kW	210	17
SPACETOURER Bus (V_) 1.6 BlueHDi 115	BHX (DV6FCU)	04.16	1560	D	85 kW	209	16
SPACETOURER Bus (V_) 1.6 BlueHDi 95	BHS (DV6FDU)	04.16	1560	D	70 kW	209	16
SPACETOURER Bus (V_) 1.6 BlueHDi 95	BHV (DV6FDU)	04.16	1560	D	70 kW	209	15
SPACETOURER Bus (V_) 2.0 BlueHDi 120	AHJ (DW10FE)	12.19	1997	D	90 kW	220	58
SPACETOURER Bus (V_) 2.0 BlueHDi 120	AHK (DW10FE)	12.19	1997	D	90 kW	220	58
SPACETOURER Bus (V_) 2.0 BlueHDi 150 4x4	AHX (DW10FD)	04.16	1997	D	110 kW	220	58
SPACETOURER Bus (V_) 2.0 BlueHDi 150	AHR (DW10FD)	04.16	1997	D	110 kW	220	58
SPACETOURER Bus (V_) 2.0 BlueHDi 150	AHX (DW10FD)	04.16	1997	D	110 kW	220	58
SPACETOURER Bus (V_) 2.0 BlueHDi 180	AHH (DW10FC)	04.16	1997	D	130 kW	220	58
SPACETOURER Bus (V_) 2.0 BlueHDi 180	EHZ (DW10FDCU)	04.16	1997	D	130 kW	221	59
VISA Cabriolet 11 RE	109/5F	03.83 - 10.88	1124	B	37 kW	206	5
VISA 1.0	XV8	09.84 - 06.88	954	B	33 kW	205	2
VISA 11 E	109/5F	07.82 - 03.91	1124	B	37 kW	206	5
VISA 11 E	109/5F	09.78 - 05.86	1124	B	36 kW	206	5
VISA 11 E	109/5	09.78 - 03.91	1124	B	42 kW	206	5
VISA 11 E	109K	09.78 - 06.88	1124	B	35 kW	206	5
VISA 14 GT	150B (XY8)	03.82 - 03.91	1360	B	58 kW	208	11
VISA 14 GT	150B (XY8)	03.82 - 03.87	1360	B	55 kW	208	11
VISA 14	150D (XY7)	07.84 - 03.91	1360	B	44 kW	211	24
VISA 16 GTI	180A (XU5J)	01.85 - 06.86	1580	B	76 kW	217	47
VISA 16 GTI	B6D	06.86 - 03.91	1580	B	83 kW	217	48
VISA 17 D	161A (XUD7)	04.84 - 03.91	1769	D	44 kW	215	41
VISA II Super X	129/5	07.80 - 06.82	1219	B	47 kW	208	11
XANTIA (X1_, X2_) 1.6 i	BFZ (XU5JP)	03.93 - 03.01	1580	B	65 kW	217	48
XANTIA (X1_, X2_) 1.8 i	LFX (XU7JB)	04.97 - 04.03	1761	B	66 kW	218	53
XANTIA (X1_, X2_) 1.8 i	LFZ (XU7JP)	03.93 - 01.98	1761	B	74 kW	218	53
XANTIA (X1_, X2_) 1.9 D	D9B (XUD9AL)	03.93 - 01.98	1905	D	51 kW	217	46
XANTIA (X1_, X2_) 1.9 D	DJZ (XUD9A)	06.94 - 01.98	1905	D	50 kW	217	46
XANTIA (X1_, X2_) 1.9 SD	DHW (XUD9SD)	02.96 - 04.03	1905	D	55 kW	217	50
XANTIA (X1_, X2_) 1.9 Turbo D	DHY (XUD9TE/Y)	05.93 - 04.03	1905	D	66 kW	217	50
XANTIA (X1_, X2_) 2.0 16V	RFV (XU10J4R)	01.94 - 12.02	1998	B	99 kW	222	64
XANTIA (X1_, X2_) 2.0 16V	RFV (XU10J4R)	01.95 - 12.01	1998	B	93 kW	222	64
XANTIA (X1_, X2_) 2.0 HDI 109	RHZ (DW10ATED)	01.99 - 04.03	1997	D	80 kW	220	58








			ccm		kw		1	POS
XANTIA (X1_, X2_) 2.0 HDI 90	RHY (DW10TD)	03.99 - 04.03	1997	D	66 kW	220	58	
XANTIA (X1_, X2_) 2.0 Turbo	RGX (XU10J2TE)	06.95 - 04.03	1998	B	108 kW	222	64	
XANTIA (X1_, X2_) 2.0 i 16V	RFT (XU10J4Z)	03.93 - 12.98	1998	B	110 kW	222	64	
XANTIA (X1_, X2_) 2.0 i 16V	RFV (XU10J4R)	06.95 - 04.03	1998	B	97 kW	222	64	
XANTIA (X1_, X2_) 2.0 i 16V	RFY (XU10J4Z)	03.93 - 01.98	1998	B	112 kW	221	63	
XANTIA (X1_, X2_) 2.0 i	RFX (XU10J2C)	03.93 - 04.03	1998	B	89 kW	221	63	
XANTIA (X1_, X2_) 2.0 i	RFX (XU10J2C)	01.94 - 12.98	1998	B	90 kW	221	63	
XANTIA (X1_, X2_) 2.1 Turbo D 12V	P8C (XUD11BTE)	06.95 - 02.99	2088	D	80 kW	221	60	
XANTIA Break (X1_, X2_) 1.8 i	LFX (XU7JB)	04.97 - 04.03	1761	B	66 kW	218	53	
XANTIA Break (X1_, X2_) 1.8 i	LFZ (XU7JP)	06.95 - 01.98	1761	B	74 kW	218	53	
XANTIA Break (X1_, X2_) 1.9 SD	DHW (XUD9SD)	04.97 - 04.03	1905	D	55 kW	217	50	
XANTIA Break (X1_, X2_) 1.9 Turbo D	D8B (XUD9TF)	06.95 - 04.03	1905	D	66 kW	217	50	
XANTIA Break (X1_, X2_) 1.9 Turbo D	DHY (XUD9TE/Y)	06.95 - 04.03	1905	D	66 kW	217	50	
XANTIA Break (X1_, X2_) 2.0 HDI 109	RHZ (DW10ATED)	02.99 - 04.03	1997	D	80 kW	220	58	
XANTIA Break (X1_, X2_) 2.0 HDI 90	RHY (DW10TD)	03.99 - 04.03	1997	D	66 kW	220	58	
XANTIA Break (X1_, X2_) 2.0 Turbo	RGX (XU10J2TE)	06.95 - 04.03	1998	B	108 kW	222	64	
XANTIA Break (X1_, X2_) 2.0 i 16V	RFV (XU10J4R)	06.95 - 04.03	1998	B	97 kW	222	64	
XANTIA Break (X1_, X2_) 2.0 i	RFX (XU10J2C)	06.95 - 04.03	1998	B	89 kW	221	63	
XANTIA Break (X1_, X2_) 2.1 Turbo D 12V	P8C (XUD11BTE)	06.96 - 02.99	2088	D	80 kW	221	60	
XANTIA Kasten/Kombi (X2_) 2.0 HDi	RHY (DW10TD)	06.99 - 04.03	1997	D	66 kW	220	58	
XM (Y3) 2.0 i Turbo	RGY (XU10J2TE/Z)	09.92 - 06.94	1998	B	104 kW	222	64	
XM (Y3) 2.0 i	RDZ (XU10MZ)	05.89 - 04.94	1998	B	79 kW	221	63	
XM (Y3) 2.0 i	RFV (XU10J4R)	05.89 - 06.94	1998	B	99 kW	222	64	
XM (Y3) 2.0 i	RFZ (XU10J2)	05.89 - 06.94	1998	B	89 kW	221	63	
XM (Y3) 2.0	R6A	05.89 - 06.94	1998	B	94 kW	222	64	
XM (Y3) 2.1 D 12V	P9A (XUD11A)	05.89 - 06.94	2138	D	60 kW	222	64	
XM (Y3) 2.1 TD 12V	P8A (XUD11ATE)	05.89 - 06.94	2088	D	80 kW	221	60	
XM (Y3) 2.1 TD 12V	PHZ (XUD11ATE)	05.89 - 06.94	2088	D	80 kW	221	60	
XM (Y3) 2.1 TD 12V	PJZ (XUD11ATE)	05.89 - 06.94	2088	D	80 kW	221	60	
XM (Y4) 2.0 Turbo	RGX (XU10J2TE)	05.94 - 10.00	1998	B	108 kW	222	64	
XM (Y4) 2.0 i 16V	RFV (XU10J4R)	05.94 - 10.00	1998	B	97 kW	222	64	
XM (Y4) 2.0	XU10J2	08.94 - 07.99	1998	B	89 kW	221	63	
XM (Y4) 2.1 D12 VSX	P9A (XUD11A)	03.96 - 08.96	2138	D	60 kW	222	64	
XM (Y4) 2.1 TD 12V	P8A (XUD11ATE)	05.94 - 10.00	2088	D	80 kW	221	60	
XM (Y4) 2.1 TD 12V	P8C (XUD11BTE)	05.94 - 10.00	2088	D	80 kW	221	60	
XM (Y4) 2.1 TD 12V	PHZ (XUD11ATE)	05.94 - 10.00	2088	D	80 kW	221	60	
XM (Y4) 2.1 TD 12V	PJZ (XUD11ATE)	05.94 - 10.00	2088	D	80 kW	221	60	
XM Break (Y3) 2.0 Turbo	RGY (XU10J2TE/Z)	09.92 - 04.94	1998	B	104 kW	222	64	
XM Break (Y3) 2.0 i (Y3A)	RDZ (XU10MZ)	11.91 - 04.94	1998	B	79 kW	221	63	
XM Break (Y3) 2.0 i (Y3A)	XU102C	11.91 - 04.94	1998	B	79 kW	221	63	
XM Break (Y3) 2.0 i	RFZ (XU10J2)	11.91 - 04.94	1998	B	89 kW	221	63	
XM Break (Y3) 2.0	R6A	05.89 - 06.94	1998	B	94 kW	222	64	
XM Break (Y3) 2.1 D 12V	P9A (XUD11A)	11.91 - 04.94	2138	D	60 kW	222	64	
XM Break (Y3) 2.1 TD 12V	P8A (XUD11ATE)	11.91 - 04.94	2088	D	80 kW	221	60	
XM Break (Y3) 2.1 TD 12V	P8C (XUD11BTE)	11.91 - 04.94	2088	D	80 kW	221	60	
XM Break (Y3) 2.1 TD 12V	PHZ (XUD11ATE)	11.91 - 04.94	2088	D	80 kW	221	60	
XM Break (Y3) 2.1 TD 12V	PJZ (XUD11ATE)	11.91 - 04.94	2088	D	80 kW	221	60	
XM Break (Y4) 2.0 Turbo	RGX (XU10J2TE)	05.94 - 10.00	1998	B	108 kW	222	64	
XM Break (Y4) 2.0 Turbo	RGY (XU10J2TE/Z)	05.94 - 10.00	1998	B	108 kW	222	64	
XM Break (Y4) 2.0 i 16V	RFV (XU10J4R)	05.94 - 10.00	1998	B	97 kW	222	64	
XM Break (Y4) 2.0	XU10J2	08.94 - 07.99	1998	B	89 kW	221	63	
XM Break (Y4) 2.1 D12	P9A (XUD11A)	07.94 - 06.96	2138	D	60 kW	222	64	
XM Break (Y4) 2.1 TD 12V	P8C (XUD11BTE)	05.94 - 10.00	2088	D	80 kW	221	60	
XM Break (Y4) 2.1 TD 12V	PHZ (XUD11ATE)	05.94 - 10.00	2088	D	80 kW	221	60	
XM Break (Y4) 2.1 TD 12V	PJZ (XUD11ATE)	05.94 - 10.00	2088	D	80 kW	221	60	
XSARA (N1) 1.4 HDi	8HX (DV4TD)	01.03 - 03.05	1398	D	50 kW	207	10	
XSARA (N1) 1.4 LPG	KFW (TU3JP)	05.98 - 08.00	1360	B/G	55 kW	212	27	
XSARA (N1) 1.4 i	KFW (TU3JP)	04.97 - 03.05	1360	B	55 kW	212	27	
XSARA (N1) 1.4 i	KFX (TU3JP)	04.97 - 03.05	1360	B	55 kW	212	27	
XSARA (N1) 1.5 D	VJZ (TUD5)	04.97 - 09.00	1527	D	42 kW	214	38	
XSARA (N1) 1.6 16V	NFU (TU5JP4)	04.97 - 12.05	1587	B	80 kW	215	40	
XSARA (N1) 1.6 i	NFZ (TU5JP)	04.97 - 09.00	1587	B	65 kW	215	40	











XSARA (N1) 1.8 BiFuel	LFY (XU7JP4)	07.97 - 08.00	1761	B/G	82 kW	218	53
XSARA (N1) 1.8 D	161A (XUD7)	04.97 - 09.00	1769	D	43 kW	215	41
XSARA (N1) 1.8 D	A9A (XUD7)	04.97 - 09.00	1769	D	43 kW	215	41
XSARA (N1) 1.8 VTS	6FZ (EW7J4)	08.98 - 10.04	1749	B	85 kW	216	45
XSARA (N1) 1.8 i Aut.	LFZ (XU7JP)	04.97 - 09.00	1761	B	74 kW	218	53
XSARA (N1) 1.8 i	LFX (XU7JB)	04.97 - 09.00	1761	B	66 kW	218	53
XSARA (N1) 1.9 D	DJY (XUD9A)	04.97 - 09.00	1905	D	50 kW	217	46
XSARA (N1) 1.9 D	WJY (DW8B)	06.98 - 03.05	1868	D	51 kW	216	44
XSARA (N1) 1.9 D	WJY (DW8B)	04.00 - 04.05	1868	D	52 kW	216	44
XSARA (N1) 1.9 D	WJZ (DW8)	06.98 - 03.05	1868	D	51 kW	216	44
XSARA (N1) 1.9 SD	DHV (XUD9BSD)	01.98 - 09.00	1905	D	55 kW	218	52
XSARA (N1) 1.9 TD	DHY (XUD9TE/Y)	04.97 - 10.01	1905	D	66 kW	217	50
XSARA (N1) 2.0 16V	RFN (EW10J4)	01.99 - 12.05	1997	B	100 kW	221	61
XSARA (N1) 2.0 16V	RFV (XU10J4R)	07.97 - 12.00	1998	B	97 kW	222	64
XSARA (N1) 2.0 HDi 109	RHZ (DW10ATED)	05.01 - 03.05	1997	D	80 kW	220	58
XSARA (N1) 2.0 HDi 90	RHY (DW10TD)	02.99 - 05.05	1997	D	66 kW	220	58
XSARA Break (N2) 1.4 HDi	8HX (DV4TD)	01.03 - 08.05	1398	D	50 kW	207	10
XSARA Break (N2) 1.4 LPG	KFW (TU3JP)	05.98 - 08.00	1360	B/G	55 kW	212	27
XSARA Break (N2) 1.4 LPG	KFX (TU3JP)	05.98 - 08.00	1360	B/G	55 kW	212	27
XSARA Break (N2) 1.4 i	KFW (TU3JP)	10.97 - 08.05	1360	B	55 kW	212	27
XSARA Break (N2) 1.4 i	KFX (TU3JP)	10.97 - 08.05	1360	B	55 kW	212	27
XSARA Break (N2) 1.5 D	VJZ (TUD5)	10.97 - 09.00	1527	D	42 kW	214	38
XSARA Break (N2) 1.6 16V	NFU (TU5JP4)	09.00 - 03.10	1587	B	80 kW	215	40
XSARA Break (N2) 1.6 i	NFZ (TU5JP)	10.97 - 09.00	1587	B	65 kW	215	40
XSARA Break (N2) 1.8 D	A9A (XUD7)	10.97 - 09.00	1769	D	43 kW	215	41
XSARA Break (N2) 1.8 i Aut.	LFZ (XU7JP)	10.97 - 09.00	1761	B	74 kW	218	53
XSARA Break (N2) 1.8 i	LFX (XU7JB)	10.97 - 09.00	1761	B	66 kW	218	53
XSARA Break (N2) 1.9 D	DHV (XUD9BSD)	01.98 - 09.00	1905	D	55 kW	218	52
XSARA Break (N2) 1.9 D	DJY (XUD9A)	10.97 - 09.00	1905	D	50 kW	217	46
XSARA Break (N2) 1.9 D	WJY (DW8B)	07.98 - 08.05	1868	D	51 kW	216	44
XSARA Break (N2) 1.9 D	WJZ (DW8)	07.98 - 08.05	1868	D	51 kW	216	44
XSARA Break (N2) 1.9 TD	DHY (XUD9TE/Y)	10.97 - 09.00	1905	D	66 kW	217	50
XSARA Break (N2) 2.0 16V	RFN (EW10J4)	09.00 - 08.05	1997	B	100 kW	221	61
XSARA Break (N2) 2.0 16V	RFV (XU10J4R)	07.98 - 09.00	1998	B	97 kW	222	64
XSARA Break (N2) 2.0 HDi 90	RHY (DW10TD)	02.99 - 08.05	1997	D	66 kW	220	58
XSARA Break (N2) 2.0 HDi 109	RHZ (DW10ATED)	05.01 - 08.05	1997	D	80 kW	220	58
XSARA Coupe (N0) 1.4 HDi	8HX (DV4TD)	01.03 - 03.05	1398	D	50 kW	207	10
XSARA Coupe (N0) 1.4 i	KFW (TU3JP)	03.98 - 03.05	1360	B	55 kW	212	27
XSARA Coupe (N0) 1.4 i	KFX (TU3JP)	03.98 - 03.05	1360	B	55 kW	212	27
XSARA Coupe (N0) 1.6 16V	NFU (TU5JP4)	09.00 - 03.05	1587	B	80 kW	215	40
XSARA Coupe (N0) 1.6 i	NFZ (TU5JP)	02.98 - 09.00	1587	B	65 kW	215	40
XSARA Coupe (N0) 1.8 i	LFX (XU7JB)	02.98 - 09.00	1761	B	66 kW	218	53
XSARA Coupe (N0) 1.8 i	LFZ (XU7JP)	02.98 - 09.00	1761	B	74 kW	218	53
XSARA Coupe (N0) 1.8	6FZ (EW7J4)	09.00 - 10.04	1749	B	85 kW	216	45
XSARA Coupe (N0) 1.9 D	DHV (XUD9BSD)	02.98 - 05.99	1905	D	55 kW	218	52
XSARA Coupe (N0) 1.9 D	DJY (XUD9A)	02.98 - 09.00	1905	D	50 kW	217	46
XSARA Coupe (N0) 1.9 D	WJY (DW8B)	02.99 - 03.05	1868	D	51 kW	216	44
XSARA Coupe (N0) 1.9 D	WJZ (DW8)	02.99 - 03.05	1868	D	51 kW	216	44
XSARA Coupe (N0) 1.9 TD	DHY (XUD9TE/Y)	02.98 - 09.00	1905	D	66 kW	217	50
XSARA Coupe (N0) 2.0 16V	RFN (EW10J4)	05.00 - 03.05	1997	B	100 kW	221	61
XSARA Coupe (N0) 2.0 16V	RFS (XU10J4RS)	05.01 - 03.04	1998	B	122 kW	221	63
XSARA Coupe (N0) 2.0 HDi 90	RHY (DW10TD)	02.99 - 03.05	1997	D	66 kW	220	58
XSARA Coupe (N0) 2.0 HDi 109	RHZ (DW10ATED)	05.01 - 03.05	1997	D	80 kW	220	58
XSARA Coupe (N0) 2.0 VTS	RFS (XU10J4RS)	01.98 - 12.02	1998	B	123 kW	221	63
XSARA Coupe (N0) 2.0 i 16V	RFS (XU10J4RS)	02.98 - 04.05	1998	B	120 kW	221	63
XSARA Coupe (N0) 2.0	RFV (XU10J4R)	08.98 - 08.00	1998	B	97 kW	222	64
XSARA Kasten/Kombi 1.4	KFX (TU3JP)	09.00 - 03.05	1360	B	55 kW	212	27
XSARA Kasten/Kombi 1.5 D	VJZ (TUD5)	05.98 - 08.00	1527	D	42 kW	214	38
XSARA Kasten/Kombi 1.8 D	A9A (XUD7)	05.98 - 05.99	1769	D	43 kW	215	41
XSARA Kasten/Kombi 1.9 D	WJZ (DW8)	06.99 - 08.05	1868	D	51 kW	216	44
XSARA Kasten/Kombi 2.0 HDi	RHY (DW10TD)	09.00 - 03.05	1997	D	66 kW	220	58
XSARA Kasten/Schrägheck (N3_) 1.4 LPG	KFX (TU3JP)	06.99 - 08.00	1360	B/G	55 kW	212	27

			ccm		kw		1	POS
XSARA Kasten/Schrägheck (N3_) 1.4	KFX (TU3JP)	05.98 - 10.04	1360	B	55 kW	212	27	
XSARA Kasten/Schrägheck (N3_) 1.5 D	VJZ (TUD5)	05.98 - 08.00	1527	D	42 kW	214	38	
XSARA Kasten/Schrägheck (N3_) 1.8 D	A9A (XUD7)	05.98 - 05.99	1769	D	43 kW	215	41	
XSARA Kasten/Schrägheck (N3_) 1.9 D	DHY (XUD9TE/Y)	05.98 - 08.00	1905	D	65 kW	217	50	
XSARA Kasten/Schrägheck (N3_) 1.9 D	WJZ (DW8)	06.99 - 03.05	1868	D	51 kW	216	44	
XSARA Kasten/Schrägheck (N3_) 2.0 HDi	RHY (DW10TD)	09.00 - 03.05	1997	D	66 kW	220	58	
XSARA PICASSO (N68) 1.6 16V	NFU (TU5JP4)	06.05 - 06.12	1587	B	81 kW	215	40	
XSARA PICASSO (N68) 1.6 16V	NFU (TU5JP4)	09.05 - 12.11	1587	B	80 kW	215	40	
XSARA PICASSO (N68) 1.6 Chrono	NFV (TU5JP)	04.01 - 10.04	1587	B	74 kW	215	40	
XSARA PICASSO (N68) 1.6 Flex	NFU (TU5JP4)	06.10 - 06.12	1587	B/E	81 kW	215	40	
XSARA PICASSO (N68) 1.6 Flex	NFU (TU5JP4)	10.06 - 06.12	1587	B/E	83 kW	215	40	
XSARA PICASSO (N68) 1.6 HDi	9HX (DV6ATED4)	09.05 - 12.11	1560	D	66 kW	209	16	
XSARA PICASSO (N68) 1.6 HDi	9HY (DV6TED4)	05.04 - 12.11	1560	D	80 kW	209	16	
XSARA PICASSO (N68) 1.6 HDi	9HZ (DV6TED4)	05.04 - 12.11	1560	D	80 kW	209	16	
XSARA PICASSO (N68) 1.6	NFV (TU5JP)	12.99 - 12.10	1587	B	70 kW	215	40	
XSARA PICASSO (N68) 1.6	NFZ (TU5JP)	12.99 - 09.01	1587	B	65 kW	215	40	
XSARA PICASSO (N68) 1.6	NFZ (TU5JP)	06.02 - 08.05	1587	B	67 kW	215	40	
XSARA PICASSO (N68) 1.8 16V	6FZ (EW7J4)	02.00 - 08.05	1749	B	85 kW	216	45	
XSARA PICASSO (N68) 2.0 16V	RFN (EW10J4)	10.00 - 06.12	1997	B	100 kW	221	61	
XSARA PICASSO (N68) 2.0 16V	RFN (EW10J4)	12.99 - 11.11	1997	B	101 kW	221	61	
XSARA PICASSO (N68) 2.0 HDi	RHM (DW10ATED4)	10.05 - 12.11	1997	D	76 kW	220	58	
XSARA PICASSO (N68) 2.0 HDi	RHY (DW10TD)	12.99 - 12.11	1997	D	66 kW	220	58	
XSARA PICASSO (N68) 2.0	RFN (EW10J4)	02.04 - 10.04	1997	B	88 kW	221	61	
ZX (N2) 1.1	H1A	03.91 - 08.93	1124	B	40 kW	206	7	
ZX (N2) 1.1	H1B	03.91 - 08.93	1124	B	40 kW	206	7	
ZX (N2) 1.1	HDZ (TU1M)	03.91 - 06.97	1124	B	44 kW	206	7	
ZX (N2) 1.4 D	K9Y (TUD3Y)	07.94 - 10.97	1360	D	37 kW	211	23	
ZX (N2) 1.4 i	KDX (TU3M/Z)	03.91 - 06.97	1360	B	55 kW	210	21	
ZX (N2) 1.4 i	KDZ (TU3M/Z)	03.91 - 06.97	1360	B	55 kW	210	21	
ZX (N2) 1.4 i	KFX (TU3JP)	03.91 - 06.97	1360	B	55 kW	212	27	
ZX (N2) 1.4	KDZ (TU3M/Z)	03.91 - 06.97	1360	B	55 kW	210	21	
ZX (N2) 1.6 i	BDY (XU5M)	03.91 - 06.97	1580	B	65 kW	217	48	
ZX (N2) 1.6 i	BFZ (XU5JP)	03.91 - 06.97	1580	B	65 kW	217	48	
ZX (N2) 1.6	BDY (XU5M)	07.94 - 10.97	1580	B	66 kW	217	48	
ZX (N2) 1.6	BFZ (XU5JP)	07.94 - 10.97	1580	B	66 kW	217	48	
ZX (N2) 1.8 D	161A (XUD7)	06.93 - 06.97	1769	D	44 kW	215	41	
ZX (N2) 1.8 i	LFZ (XU7JP)	07.92 - 06.97	1761	B	74 kW	218	53	
ZX (N2) 1.8	LFZ (XU7JP)	03.91 - 10.97	1761	B	76 kW	218	53	
ZX (N2) 1.9 DT	DHY (XUD9TE/Y)	07.94 - 10.97	1905	D	65 kW	217	50	
ZX (N2) 1.9 DT	DHY (XUD9TE/Y)	06.92 - 10.98	1905	D	68 kW	217	50	
ZX (N2) 1.9 D	D9B (XUD9A/L)	10.93 - 07.99	1905	D	52 kW	217	46	
ZX (N2) 1.9 D	D9B (XUD9A/U)	07.93 - 06.97	1905	D	50 kW	217	46	
ZX (N2) 1.9 D	DJY (XUD9A)	07.93 - 06.97	1905	D	50 kW	217	46	
ZX (N2) 1.9 D	DJZ (XUD9A)	03.91 - 06.97	1905	D	47 kW	217	46	
ZX (N2) 1.9 TD	DHY (XUD9TE/Y)	07.92 - 06.97	1905	D	66 kW	217	50	
ZX (N2) 1.9 i	DKZ (XU9JA)	03.91 - 06.97	1905	B	88 kW	217	48	
ZX (N2) 1.9	D6E (XU9JA)	03.91 - 09.93	1905	B	96 kW	217	48	
ZX (N2) 1.9	D6E (XU9JA)	03.91 - 06.97	1905	B	93 kW	217	48	
ZX (N2) 2.0 i 16V	RFS (XU10J4RS)	05.96 - 06.97	1998	B	120 kW	221	63	
ZX (N2) 2.0 i 16V	RFT (XU10J4/Z)	07.92 - 10.94	1998	B	112 kW	222	64	
ZX (N2) 2.0 i 16V	RFT (XU10J4/Z)	06.93 - 10.98	1998	B	110 kW	222	64	
ZX (N2) 2.0 i 16V	RFT (XU10J4/Z)	07.92 - 10.97	1998	B	114 kW	222	64	
ZX (N2) 2.0 i 16V	RFY (XU10J4/Z)	07.92 - 10.94	1998	B	112 kW	221	63	
ZX (N2) 2.0 i 16V	RFY (XU10J4/Z)	07.92 - 10.97	1998	B	114 kW	221	63	
ZX (N2) 2.0 i	RFX (XU10J2C)	07.92 - 06.97	1998	B	89 kW	221	63	
ZX (N2) 2.0	RFS (XU10J4RS)	09.96 - 10.97	1998	B	122 kW	221	63	
ZX (N2) 2.0	RFX (XU10J2C)	06.93 - 10.97	1998	B	90 kW	221	63	
ZX Break (N2) 1.4 i	KDX (TU3M/Z)	10.93 - 10.97	1360	B	55 kW	210	21	
ZX Break (N2) 1.4 i	KDY (TU3M)	10.93 - 10.97	1360	B	55 kW	208	21	
ZX Break (N2) 1.4 i	KFX (TU3JP)	10.93 - 10.97	1360	B	55 kW	212	27	
ZX Break (N2) 1.5 D	VJY (TUD5)	06.96 - 02.98	1527	D	42 kW	214	38	
ZX Break (N2) 1.5 D	VJZ (TUD5)	06.96 - 02.98	1527	D	42 kW	214	38	



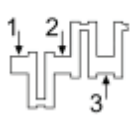
							
ZX Break (N2) 1.6 i	BDY (XU5M)	10.93 - 10.97	1580	B	65 kW	217	48
ZX Break (N2) 1.6 i	BFZ (XU5JP)	10.93 - 10.97	1580	B	65 kW	217	48
ZX Break (N2) 1.8 D	161A (XUD7)	10.93 - 10.97	1769	D	44 kW	215	41
ZX Break (N2) 1.8 i	LFZ (XU7JP)	10.93 - 10.97	1761	B	74 kW	218	53
ZX Break (N2) 1.9 D	D9B (XUD9A/L)	10.93 - 07.99	1905	D	52 kW	217	46
ZX Break (N2) 1.9 D	D9B (XUD9A/U)	06.94 - 10.97	1905	D	50 kW	217	46
ZX Break (N2) 1.9 D	DJZ (XUD9A)	10.93 - 10.97	1905	D	47 kW	217	46
ZX Break (N2) 1.9 TD	DHY (XUD9TE/Y)	10.93 - 10.97	1905	D	66 kW	217	50

ENGINE			ccm	kW			1 POS	ENGINE			ccm	kW			1 POS
108C	70,000	4	954	30 - 33 kW	B	205	2	6FZ (EW7A)	82,700	4	1749	85 kW	B	216	45
109/5E	72,000	4	1124	33 - 37 kW	B	206	5	6FZ (EW7J4)	82,700	4	1749	85 kW	B	216	45
109/5F	72,000	4	1124	33 - 37 kW	B	206	5	8140.43N	94,400	4	2798	107 kW	D	224	74
109/5	72,000	4	1124	37 - 42 kW	B	206	5	8140.43S	94,400	4	2800	94 kW	D	224	74
109K	72,000	4	1124	34 - 36 kW	B	206	5	8140.63 (F28D)	94,400	4	2800	64 kW	D	224	74
129/5	75,000	4	1219	47 kW	B	208	11	829 A5	88,000	4	1995	75 - 78 kW	B	223	67
150A	75,000	4	1360	45 kW	B	208	11	8FN (EP3)	77,000	4	1397	70 kW	B	214	37
150B (XY8)	75,000	4	1360	55 - 59 kW	B	208	11	8FP (EP3C)	77,000	4	1397	70 kW	B	214	37
150C	75,000	4	1360	52 - 53 kW	B	208	11	8FR (EP3)	77,000	4	1397	72 kW	B	214	37
150D (XY7)	75,000	4	1360	44 kW	B	211	24	8FS (EP3)	77,000	4	1397	70 kW	B	214	37
150D	75,000	4	1360	44 kW	B	210	21	8HP (DV4C)	73,700	4	1398	50 kW	D	207	9
150F	75,000	4	1360	49 - 52 kW	B	208	11	8HR (DV4C)	73,700	4	1398	50 kW	D	207	10
159A	83,000	4	1905	75 - 77 kW	B	217	48	8HS (DV4TED)	73,700	4	1398	50 kW	D	207	10
159B	83,000	4	1905	74 kW	B	217	48	8HT (DV4TD)	73,700	4	1398	40 kW	D	207	10
161 (XUD7)	80,000	4	1769	44 kW	D	215	41	8HX (DV4TD)	73,700	4	1398	50 - 55 kW	D	207	10
161A (XUD7)	80,000	4	1769	43 - 44 kW	D	215	41	8HY (DV4TED4)	73,700	4	1398	66 kW	D	207	10
162 (XUD9)	83,000	4	1905	47 kW	D	217	46	8HZ (DV4TD)	73,700	4	1398	50 - 52 kW	D	207	10
169 (XM7T)	84,000	4	1796	49 - 51 kW	B	219	54	9HC (DV6C)	75,000	4	1560	82 - 85 kW	D	209	16
169B	84,000	4	1796	49 - 51 kW	B	219	55	9HD (DV6C)	75,000	4	1560	84 kW	D	209	16
170A (XN1T)	88,000	4	1971	57 - 58 kW	B	222	65	9HE (DV6DBM)	75,000	4	1560	66 kW	D	209	16
170B (XN1T)	88,000	4	1971	57 - 62 kW	B	222	65	9HF (DV6DTED)	75,000	4	1560	66 kW	D	209	16
170C (XN1T)	88,000	4	1971	62 kW	B	223	66	9HH (DV6DUM)	75,000	4	1560	66 kW	D	209	16
171A	83,000	4	1580	66 - 67 kW	B	217	48	9HJ (DV6DTEDM)	75,000	4	1560	68 kW	D	209	16
171B	83,000	4	1580	66 - 70 kW	B	217	48	9HK (DV6ETEDM)	75,000	4	1560	55 kW	D	209	16
171C	83,000	4	1580	66 - 68 kW	B	217	48	9HL (DV6C)	75,000	4	1560	82 kW	D	209	16
171D	83,000	4	1580	64 kW	B	217	48	9HM (DV6UC)	75,000	4	1560	66 kW	D	209	16
180A (XU5J)	83,000	4	1580	76 kW	B	217	47	9HN (DV6ETED)	75,000	4	1560	55 kW	D	209	16
4HG (P22DTE)	86,000	4	2198	81 kW	D	221	62	9HP (DV6D)	75,000	4	1560	68 - 69 kW	D	208	12
4HG (PUMA C)	86,000	4	2198	81 kW	D	221	62	9HP (DV6DTED)	75,000	4	1560	68 - 69 kW	D	209	16
4HH (P22DTE)	86,000	4	2198	96 kW	D	221	62	9HR (DV6C)	75,000	4	1560	82 kW	D	209	16
4HH (PUMA C)	86,000	4	2198	96 kW	D	221	62	9HS (DV6TED4BU)	75,000	4	1560	66 kW	D	209	16
4HJ (P22DTE)	86,000	4	2198	110 kW	D	221	62	9HT (DV6BTED4)	75,000	4	1560	55 kW	D	209	16
4HJ (PUMA C)	86,000	4	2198	110 kW	D	221	62	9HT (DV6BUTED4)	75,000	4	1560	55 kW	D	209	16
4HL (DW12C)	85,000	4	2179	150 kW	D	220	56	9HU (DV6UTED4)	75,000	4	1560	66 kW	D	209	16
4HM (P22DTE+)	86,000	4	2198	96 kW	D	221	62	9HW (DV6BTED4)	75,000	4	1560	55 kW	D	209	16
4HN (DW12MTED4)	85,000	4	2179	115 kW	D	221	59	9HW (DV6ETED)	75,000	4	1560	55 kW	D	209	16
4HP (DW12BTED4)	85,000	4	2179	120 kW	D	221	59	9HX (DV6ATED4)	75,000	4	1560	66 - 68 kW	D	209	16
4HR (DW12BTED4)	85,000	4	2179	120 kW	D	221	59	9HX (DV6AUTED4)	75,000	4	1560	66 kW	D	209	16
4HT (DW12BTED4)	85,000	4	2179	120 - 125 kW	D	221	59	9HY (DV6TED4)	75,000	4	1560	80 - 85 kW	D	209	16
4HU (P22DTE)	86,000	4	2198	88 kW	D	221	62	9HZ (DV6TED4)	75,000	4	1560	80 kW	D	209	16
4HV (P22DTE)	86,000	4	2198	74 kW	D	221	62	A&A (XUD7TE)	80,000	4	1769	66 kW	D	215	42
4HW (DW12TED4)	85,000	4	2179	94 kW	D	221	59	A9A (XUD7)	80,000	4	1769	43 - 44 kW	D	215	41
4HX (DW12TED4)	85,000	4	2179	98 kW	D	221	59	AHE (DW10FD)	85,000	4	1997	110 kW	D	220	58
4HY (DW12UTED)	85,000	4	2179	74 kW	D	221	59	AHF (DW10FD)	85,000	4	1997	110 kW	D	220	58
5FD (EP6DTS)	77,000	4	1598	152 kW	B	214	35	AHG (DW10FD)	85,000	4	1997	114 kW	D	220	58
5FE (EP6CDTMD)	77,000	4	1598	110 kW	B	214	35	AHH (DW10FC)	85,000	4	1997	130 kW	D	220	58
5FK (EP6CB)	77,000	4	1598	72 kW	B	214	35	AHJ (DW10FE)	85,000	4	1997	90 kW	D	220	58
5FM (EP6DT)	77,000	4	1598	120 - 128 kW	B	214	35	AHK (DW10FE)	85,000	4	1997	90 kW	D	220	58
5FN (EP6CDT)	77,000	4	1598	110 kW	B	214	35	AHM (DW10FUE)	85,000	4	1997	80 - 81 kW	D	220	57
5FP (EP6)	77,000	4	1598	84 kW	B	214	36	AHN (DW10FUD)	85,000	4	1997	96 kW	D	220	57
5FR (EP6DT)	77,000	4	1598	115 kW	B	214	35	AHP (DW10FUC)	85,000	4	1997	120 kW	D	220	57
5FS (EP6C)	77,000	4	1598	88 kW	B/G	214	35	AHR (DW10FD)	85,000	4	1997	110 kW	D	220	58
5FT (EP6DT)	77,000	4	1598	103 kW	B	214	35	AHS (DW10FD)	85,000	4	1997	100 kW	D	220	58
5FU (EP6CDTX)	77,000	4	1598	147 kW	B	213	33	AHT (DW10FC)	85,000	4	1997	133 kW	D	220	58
5FU (EP6DTX)	77,000	4	1598	147 kW	B	213	34	AHU (DW10FCD)	85,000	4	1997	100 kW	D	220	58
5FV (EP6CDT)	77,000	4	1598	115 kW	B	214	35	AHU (DW10FD)	85,000	4	1997	110 kW	D	220	58
5FW (EP6)	77,000	4	1598	88 kW	B	214	35	AHV (DW10FCD)	85,000	4	1997	100 kW	D	220	58
5FX (EP6DT)	77,000	4	1598	110 kW	B	214	35	AHV (DW10FD)	85,000	4	1997	100 kW	D	220	58
5FY (EP6DTS)	77,000	4	1598	128 kW	B	214	36	AHW (DW10FC)	85,000	4	1997	133 kW	D	220	58
5GM (EP6FDTX)	77,000	4	1598	155 kW	B	214	36	AHX (DW10FCD)	85,000	4	1997	110 kW	D	220	58
5GZ (EP6FDT)	77,000	4	1598	121 kW	B	214	35	AHX (DW10FD)	85,000	4	1997	110 kW	D	220	58
6FY (EW7A)	82,700	4	1749	86 - 92 kW	B	216	45	AHY (DW10CE)	85,000	4	1997	72 kW	D	220	58

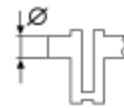


ENGINE		ccm	kW			1 POS	ENGINE		ccm	kW			1 POS		
AHZ (DW10CD)	85,000	4	1997	94 kW	D	220	58	F1CE0481 (30DT)	95,800	4	2999	116 kW	D	225	75
AJZ (XUD7TE)	80,000	4	1769	66 kW	D	215	42	F1CE0481D (F30DT)	95,800	4	2999	115 - 130 kW	D	225	75
B1A (XU51C/K)	83,000	4	1580	58 - 59 kW	B	217	48	F1CE3481E (F30DTE)	95,800	4	2999	130 kW	D	225	75
B1E (XU51C)	83,000	4	1580	53 - 59 kW	B	217	48	FHY (F13DTE6)	69,600	4	1248	59 - 70 kW	D	205	1
B22604	90,000	4	2175	74 kW	B	223	69	FHZ (F13DTE5)	69,600	4	1248	55 kW	D	205	1
B22615	90,000	4	2175	45 - 46 kW	D	223	69	G1A	76,700	4	1294	47 kW	B	213	32
B22627	90,000	4	2175	88 - 102 kW	B	223	69	H1A	72,000	4	1124	40 - 44 kW	B	206	7
B22644	90,000	4	2175	74 - 78 kW	B	223	69	H1B	72,000	4	1124	40 - 44 kW	B	206	7
B25637	93,000	4	2498	51 kW	D	224	73	HAZ (TU1CP)	72,000	4	1124	40 kW	B	206	7
B6D	83,000	4	1580	83 - 85 kW	B	217	48	HDY (TU1M+)	72,000	4	1124	40 kW	B	206	7
B6E	83,000	4	1580	85 kW	B	217	48	HDZ (TU1M)	72,000	4	1124	40 - 44 kW	B	206	7
BAY (XU5CP)	83,000	4	1580	55 kW	B	217	48	HFX (TU1A)	72,000	4	1124	44 kW	B	206	7
BAZ (XU5CP)	83,000	4	1580	55 kW	B	217	48	HFX (TU1JP)	72,000	4	1124	44 kW	B	207	8
BDY (XU5M)	83,000	4	1580	65 - 66 kW	B	217	48	HMM (EB2FAD)	75,000	3	1199	50 kW	B	210	20
BDZ (XU5M)	83,000	4	1580	65 kW	B	217	48	HMP (EB2FB)	75,000	3	1199	50 kW	B	210	19
BFZ (XU5JP)	83,000	4	1580	65 - 66 kW	B	217	48	HMR (EB2FA)	75,000	3	1199	60 - 61 kW	B	210	18
BHS (DV6FDU)	75,000	4	1560	70 kW	D	209	16	HMT (EB2D)	75,000	3	1199	60 kW	B	210	19
BHT (DV6FC)	75,000	4	1560	88 kW	D	209	16	HMU (EB2D)	75,000	3	1199	55 kW	B	210	19
BHU (DV6FC)	75,000	4	1560	85 kW	D	208	13	HMU (EB2FD)	75,000	3	1199	55 kW	B	210	19
BHV (DV6DU)	75,000	4	1560	66 kW	D	209	14	HMV (EB2M)	75,000	3	1199	53 kW	B	210	19
BHV (DV6FDU)	75,000	4	1560	70 kW	D	209	15	HMX (EB2)	75,000	3	1199	60 kW	B	210	19
BHW (DV6FE)	75,000	4	1560	55 kW	D	209	16	HMY (EB2M)	75,000	3	1199	53 kW	B	210	19
BHX (DV6FC)	75,000	4	1560	85 kW	D	210	17	HMZ (EB2)	75,000	3	1199	60 kW	B	210	19
BHX (DV6FCU)	75,000	4	1560	85 kW	D	209	16	HMZ (EB2F)	75,000	3	1199	60 - 66 kW	B	210	19
BHY (DV6FD)	75,000	4	1560	73 - 75 kW	D	210	17	HNJ (EB2ADTXM)	75,000	3	1199	114 - 115 kW	B	210	20
BHZ (DV6FC)	75,000	4	1560	88 kW	D	210	17	HNK (EB2ADTD)	75,000	3	1199	74 - 75 kW	B	210	20
C1A	70,000	4	954	32 - 34 kW	B	205	3	HNN (EB2ADTX)	75,000	3	1199	114 - 115 kW	B	210	20
CDY (TU9M)	70,000	4	954	33 - 37 kW	B	205	4	HNP (EB2ADT)	75,000	3	1199	81 kW	B	210	20
CDZ (TU9M)	70,000	4	954	33 - 37 kW	B	205	4	HNS (EB2ADTS)	75,000	3	1199	96 kW	B	210	20
CRD90	90,000	4	2175	46 kW	D	223	69	HNV (EB2DTM)	75,000	3	1199	81 kW	B	210	19
CRD93B	93,000	4	2499	50 kW	D	224	73	HNX (EB2DTS)	75,000	3	1199	81 kW	B	210	20
CRD93L (U25/661)	93,000	4	2498	54 - 55 kW	D	224	73	HNY (EB2DTS)	75,000	3	1199	96 kW	B	210	19
CRD93LS (U25/673)	93,000	4	2500	70 kW	D	224	71	HNZ (EB2DT)	75,000	3	1199	81 kW	B	210	19
D2A (XU92C)	83,000	4	1905	75 - 77 kW	B	217	48	J6T A500	88,000	4	2165	83 - 85 kW	B	223	68
D2C (XU92C)	83,000	4	1905	70 kW	B	217	48	K1B	75,000	4	1360	44 kW	B	210	21
D2E	83,000	4	1905	78 - 79 kW	B	217	48	K1F	75,000	4	1360	44 - 49 kW	B	210	21
D2F	83,000	4	1905	80 kW	B	217	48	K1G	75,000	4	1360	51 - 52 kW	B	210	21
D6A (XU9J2)	83,000	4	1905	90 - 92 kW	B	217	48	K1H (TU3A)	75,000	4	1360	47 - 55 kW	B	208	11
D6C (XU9J4)	83,000	4	1905	116 - 118 kW	B	217	48	K2A	75,000	4	1360	61 - 65 kW	B	211	24
D6E (XU9JA)	83,000	4	1905	93 - 96 kW	B	217	48	K2B	75,000	4	1360	62 - 65 kW	B	211	22
D8B (XUD9TE)	83,000	4	1905	66 - 68 kW	D	217	49	K2D	75,000	4	1360	55 kW	B	211	22
D8B (XUD9TF)	83,000	4	1905	66 - 68 kW	D	217	50	K3A	75,000	4	1360	40 - 46 kW	B	210	21
D8C (XUD9UTF)	83,000	4	1905	66 - 68 kW	D	218	51	K6D (TU3A)	75,000	4	1360	53 kW	B	211	22
D9A (XUD9)	83,000	4	1905	47 kW	D	217	46	K6E (TU3A)	75,000	4	1360	53 - 54 kW	B	211	22
D9B (XUD9AL)	83,000	4	1905	50 - 52 kW	D	217	46	K6F (TU3A)	75,000	4	1360	53 kW	B	211	22
D9B (XUD9AU)	83,000	4	1905	50 - 53 kW	D	217	46	K9A (TUD3)	75,000	4	1360	38 - 39 kW	D	211	23
DDZ (XU9M)	83,000	4	1905	80 kW	B	217	48	K9Y (TUD3Y)	75,000	4	1360	37 - 39 kW	D	211	23
DFW (XU9J4)	83,000	4	1905	108 - 110 kW	B	217	48	KAY (TU3CP)	75,000	4	1360	44 kW	B	210	21
DFZ (XU9J1)	83,000	4	1905	75 kW	B	217	48	FAZ	75,000	4	1360	40 - 55 kW	B	211	24
DHV (XUD9BSD)	83,000	4	1905	55 kW	D	218	52	KDX (TU3M/Z)	75,000	4	1360	55 kW	B	210	21
DHW (XUD9SD)	83,000	4	1905	50 - 55 kW	D	217	50	KDY (TU3FM)	75,000	4	1360	55 - 58 kW	B	211	25
DHY (XUD9TEY)	83,000	4	1905	65 - 68 kW	D	217	50	KDY (TU3M)	75,000	4	1360	55 - 58 kW	B	208	11
DJY (XUD9A)	83,000	4	1905	50 - 52 kW	D	217	46	KDZ (TU3M/Z)	75,000	4	1360	55 - 59 kW	B	210	21
DJZ (XUD9A)	83,000	4	1905	47 - 50 kW	D	217	46	KFT (TU3A)	75,000	4	1360	54 kW	B	212	28
DKZ (XU9JA)	83,000	4	1905	88 kW	B	217	48	KFU (ET3J4)	75,000	4	1360	65 kW	B	213	30
DV4D	73,700	4	1398	40 kW	D	207	10	KFV (TU3A)	75,000	4	1360	54 kW	B	212	28
DV6B	75,000	4	1560	55 kW	D	209	16	KFV (TU3JP)	75,000	4	1360	54 - 60 kW	B	212	26
E1A	72,000	4	1124	35 - 40 kW	B	206	6	KFW (TU3A)	75,000	4	1360	55 kW	B	212	28
EHW (DW10FCD)	85,000	4	1997	110 kW	D	220	58	KFW (TU3JP)	75,000	4	1360	47 - 57 kW	B	212	27
EHY (DW10FCC)	85,000	4	1997	120 kW	D	220	58	KFX (TU3A)	75,000	4	1360	55 kW	B	212	28
EHZ (DW10FC)	85,000	4	1997	130 - 133 kW	D	221	59	KFX (TU3JP)	75,000	4	1360	53 - 57 kW	B	212	27
EHZ (DW10FDCU)	85,000	4	1997	130 kW	D	221	59	KFY (TU3FJ2)	75,000	4	1360	66 kW	B	211	25

ENGINE	∅	POS	ccm	kW	POS	1	ENGINE	∅	POS	ccm	kW	POS	1		
KFZ (TU3FJ2Z)	75,000	4	1360	69 - 74 kW	B	212	29	RHB (DW10DTE4)	85,000	4	1997	110 kW	D	220	58
LFX (XU7JB)	83,000	4	1761	58 - 66 kW	B	218	53	RHC (DW10CTED4)	85,000	4	1997	120 kW	D	220	58
LFY (XU7JP4)	83,000	4	1761	76 - 85 kW	B	218	53	RHD (DW10CB)	85,000	4	1997	100 kW	D	220	58
LFZ (XU7JP)	83,000	4	1761	73 - 76 kW	B	218	53	RHD (DW10CTED4)	85,000	4	1997	100 kW	D	220	58
M22-617	90,000	4	2175	82 kW	B	223	69	RHE (DW10CDTR)	85,000	4	1997	110 kW	D	220	58
M22-621	90,000	4	2175	49 kW	D	223	69	RHE (DW10CTED4)	85,000	4	1997	110 kW	D	220	58
M25-637	93,000	4	2499	55 kW	D	224	73	RHF (DW10BTE4)	85,000	4	1997	100 - 103 kW	D	220	58
M25-648	93,000	4	2499	70 kW	D	224	71	RHH (DW10CTED4)	85,000	4	1997	120 kW	D	220	58
M25-659	93,000	4	2500	96 - 100 kW	B	224	72	RHJ (DW10BTE4)	85,000	4	1997	100 kW	D	220	58
M25-660	93,000	4	2499	54 kW	D	224	73	RHK (DW10UTED4)	85,000	4	1997	79 - 88 kW	D	220	58
M25-661	93,000	4	2499	55 kW	D	224	73	RHM (DW10ATED4)	85,000	4	1997	76 - 79 kW	D	220	58
M25-669	93,000	4	2499	88 kW	D	224	71	RHR (DW10BTE4)	85,000	4	1997	100 - 101 kW	D	220	58
M25/629	93,000	4	2499	55 kW	D	224	73	RHS (DW10ATED)	85,000	4	1997	79 kW	D	220	58
N6A (TU5JP4)	78,500	4	1587	78 - 83 kW	B	215	40	RHT (DW10ATED4)	85,000	4	1997	79 - 81 kW	D	220	58
NFP (EC5)	78,500	4	1587	85 kW	B	214	39	RHV (DW10TD)	85,000	4	1997	62 kW	D	220	58
NFR (TU5JP4B)	78,500	4	1587	66 kW	B	215	40	RHV (DW10UTD)	85,000	4	1997	62 kW	D	220	58
NFS (TU5JP4S)	78,500	4	1587	90 kW	B	215	40	RHW (DW10ATED4)	85,000	4	1997	79 - 80 kW	D	220	58
NFT (TU5JP)	78,500	4	1587	72 - 74 kW	B	215	40	RHX (DW10BTE4)	85,000	4	1997	69 kW	D	220	58
NFU (TU5JP4)	78,500	4	1587	80 - 90 kW	B	215	40	RHY (DW10TD)	85,000	4	1997	66 kW	D	220	58
NFV (TU5JP)	78,500	4	1587	70 - 74 kW	B	215	40	RHZ (DW10ATED)	85,000	4	1997	79 - 81 kW	D	220	58
NFX (TU5JP4)	78,500	4	1587	80 - 88 kW	B	215	40	RHZ (DW10BTE4)	85,000	4	1997	80 kW	D	220	58
NFZ (TU5JP)	78,500	4	1587	65 - 67 kW	B	215	40	RHZ (DW10BTE4+)	85,000	4	1997	80 kW	D	220	58
P8A (XUD11ATE)	85,000	4	2088	80 - 81 kW	D	221	60	RHZ (DW10CTED)	85,000	4	1997	80 kW	D	220	58
P8C (XUD11BTE)	85,000	4	2088	80 kW	D	221	60	RHZ (DW10CTED+)	85,000	4	1997	80 kW	D	220	58
P9A (XUD11A)	86,000	4	2138	60 - 61 kW	D	222	64	RLZ (EW10D)	85,000	4	1997	103 kW	B	221	61
PHZ (XUD11ATE)	85,000	4	2088	80 - 81 kW	D	221	60	T9A (DJ5)	92,000	4	2446	63 kW	D	224	70
PJZ (XUD11ATE)	85,000	4	2088	80 kW	D	221	60	TU3JP4	75,000	4	1360	65 kW	B	213	30
R6A	86,000	4	1998	90 - 96 kW	B	222	64	TU9K	70,000	4	954	37 kW	B	205	3
RDZ (XU10MZ)	86,000	4	1998	79 kW	B	221	63	TU9	70,000	4	954	33 kW	B	205	4
RFH (EW10A)	85,000	4	1997	103 kW	B	221	61	VJY (TUD5)	77,000	4	1527	40 - 43 kW	D	214	38
RFJ (EW10A)	85,000	4	1997	103 - 111 kW	B	221	61	VJZ (TUD5)	77,000	4	1527	42 - 43 kW	D	214	38
RFK (EW10A)	85,000	4	1997	130 kW	B	221	61	WJX (DW8B)	82,200	4	1868	44 kW	D	216	43
RFK (EW10J4S)	85,000	4	1997	130 kW	B	221	61	WJY (DW8B)	82,200	4	1868	51 - 52 kW	D	216	44
RFN (EW10J4)	85,000	4	1997	88 - 105 kW	B	221	61	WJZ (DW8)	82,200	4	1868	51 - 52 kW	D	216	44
RFR (EW10A)	85,000	4	1997	100 kW	B	221	61	XU102C	86,000	4	1998	79 kW	B	221	63
RFS (XU10J4RS)	86,000	4	1998	120 - 123 kW	B	221	63	XU10J2	86,000	4	1998	81 - 89 kW	B	221	63
RFT (XU10J4Z)	86,000	4	1998	110 - 114 kW	B	222	64	XU52C	83,000	4	1580	65 - 85 kW	B	217	48
RFU (XU10J2/C)	86,000	4	1998	89 kW	B	222	64	XV8	70,000	4	954	33 kW	B	205	2
RFV (XU10J4R)	86,000	4	1998	93 - 99 kW	B	222	64	YHR (DV5RUCd)	75,000	4	1499	75 kW	D	213	31
RFW (XU10J2U)	86,000	4	1998	80 kW	B	222	64	YHS (DV5RCE)	75,000	4	1499	81 kW	D	213	31
RFX (XU10J2C)	86,000	4	1998	89 - 90 kW	B	221	63	YHV (DV5RUC)	75,000	4	1499	88 kW	D	213	31
RFX XU10J2C/Z L3	86,000	4	1998	89 - 95 kW	B	222	64	YHW (DV5RE)	75,000	4	1499	55 kW	D	213	31
RFY (XU10J4Z)	86,000	4	1998	110 - 114 kW	B	221	63	YHX (DV5RC)	75,000	4	1499	88 kW	D	213	31
RFZ (XU10J2)	86,000	4	1998	89 - 90 kW	B	221	63	YHY (DV5RD)	75,000	4	1499	73 - 75 kW	D	213	31
RGX (XU10J2TE)	86,000	4	1998	108 kW	B	222	64	YHZ (DV5RC)	75,000	4	1499	96 kW	D	213	31
RGY (XU10J2TE/Z)	86,000	4	1998	104 - 108 kW	B	222	64								



Type



69,600 mm

1

FHY (F13DTE6), FHZ (F13DTE5),

403502-00-4										5 pairs
-25-4	1,2,4,5	HL	AL	50,982	54,710	19,000	↑ LO2G	1,840	4 pairs	
-50-4				51,000	54,722		↓ L			
	3	FL	AL	50,982	54,710	23,950	↑ LO2G	1,840	1 pair	
		↓ HL		51,000	54,722	↓ 19,000	↓ L			
433504-00-4										4 pairs
-25-4	1-4	PL	CU2	42,582	45,734	20,000	↑ O1	1,552		
-50-4				42,600	45,744		↓			

70,000 mm

2

108C, XV8,

411110-00-1										1 pair
-10-1	1	AS	AL	55,250	71,450		↑ L G	2,450		
-15-1				55,500	71,700		↓ L G			
431104-00-4										4 pairs
-30-4	1-4	PL	AL	44,975	48,655	19,750	↑ L	1,820		
-50-4				44,991	48,671		↓ L			
-80-4										
-100-4										
-125-4										

70,000 mm

3

C1A, TU9K,

401106-00-4										5 pairs
-30-4	2,4	HL	AL	49,965	53,655	17,290	↑ LO2G	1,832	2 pairs	
-50-4				49,981	53,674		↓ LO2G			
-80-4	1,3,5	HL	AL	49,965	53,655	17,290	↑ LO2	1,832	3 pairs	
				49,981	53,674		↓ LO2			
411110-00-1										1 pair
-10-1	1	AS	AL	55,250	71,450		↑ L G	2,450		
-15-1				55,500	71,700		↓ L G			
433703-00-4										4 pairs
-30-4	1-4	PL	AL	37,992	41,128	16,300	↑ LO1	1,548		
-50-4				38,008	41,144		↓ LO1			

70,000 mm

4

CDY (TU9M), CDZ (TU9M), TU9,

401106-00-4										5 pairs
-30-4	2,4	HL	AL	49,965	53,655	17,290	↑ LO2G	1,832	2 pairs	
-50-4				49,981	53,674		↓ LO2G			
-80-4	1,3,5	HL	AL	49,965	53,655	17,290	↑ LO2	1,832	3 pairs	
				49,981	53,674		↓ LO2			
411103-00-1										1 pair
-10-1		AS	CU2	55,250	71,450		↑ L G	2,400		
-15-1				55,500	71,700		↓ L G			
411110-00-1										1 pair
-10-1	1	AS	AL	55,250	71,450		↑ L G	2,450		
-15-1				55,500	71,700		↓ L G			
433703-00-4										4 pairs
-30-4	1-4	PL	AL	37,992	41,128	16,300	↑ LO1	1,548		
-50-4				38,008	41,144		↓ LO1			



72,000 mm **5**

109/5E, 109/5F, 109/5, 109K,

401106-00-4 5 pairs									
-30-4	2,4	HL	AL	49,965	53,655	17,290	↑ LO2G	1,832	2 pairs
-50-4				49,981	53,674		↓ LO2G		
-80-4	1,3,5	HL	AL	49,965	53,655	17,290	↑ LO2	1,832	3 pairs
				49,981	53,674		↓ LO2		
411103-00-1 1 pair									
-10-1		AS	CU2	55,250	71,450		↑ L G	2,400	
-15-1				55,500	71,700		↓ L G		
411110-00-1 1 pair									
-10-1	1	AS	AL	55,250	71,450		↑ L G	2,450	
-15-1				55,500	71,700		↓ L G		
431104-00-4 4 pairs									
-30-4	1-4	PL	AL	44,975	48,655	19,750	↑ L	1,820	
-50-4				44,991	48,671		↓ L		
-80-4									
-100-4									
-125-4									

72,000 mm **6**

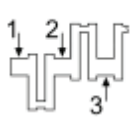
E1A

411103-00-1 1 pair									
-10-1		AS	CU2	55,250	71,450		↑ L G	2,400	
-15-1				55,500	71,700		↓ L G		
431104-00-4 4 pairs									
-30-4	1-4	PL	AL	44,975	48,655	19,750	↑ L	1,820	
-50-4				44,991	48,671		↓ L		
-80-4									
-100-4									
-125-4									

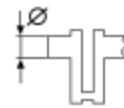
72,000 mm **7**

H1A, H1B, HAZ (TU1CP), HDY (TU1M+), HDZ (TU1M), HFX (TU1A),

401106-00-4 5 pairs									
-30-4	2,4	HL	AL	49,965	53,655	17,290	↑ LO2G	1,832	2 pairs
-50-4				49,981	53,674		↓ LO2G		
-80-4	1,3,5	HL	AL	49,965	53,655	17,290	↑ LO2	1,832	3 pairs
				49,981	53,674		↓ LO2		
411110-00-1 1 pair									
-10-1	1	AS	AL	55,250	71,450		↑ L G	2,450	
-15-1				55,500	71,700		↓ L G		
431104-00-4 4 pairs									
-30-4	1-4	PL	AL	44,975	48,655	19,750	↑ L	1,820	
-50-4				44,991	48,671		↓ L		
-80-4									
-100-4									
-125-4									



Type



72,000 mm

8

HFX (TU1JP)

401106-00-4										5 pairs
-30-4	2,4	HL	AL	49,965	53,655	17,290	↑ LO2G	1,832	2 pairs	
-50-4				49,981	53,674		↓ LO2G			
-80-4	1,3,5	HL	AL	49,965	53,655	17,290	↑ LO2	1,832	3 pairs	
				49,981	53,674		↓ LO2			
411110-00-1										1 pair
-10-1	1	AS	AL	55,250	71,450		↑ L G	2,450		
-15-1				55,500	71,700		↓ L G			
431104-00-4										4 pairs
-30-4	1-4	PL	AL	44,975	48,655	19,750	↑ L	1,820		
-50-4				44,991	48,671		↓ L			
-80-4										
-100-4										
-125-4										
433702-00-4										4 pairs
-30-4	1-4	PL	AL	44,975	48,655	19,750	↑ LO1	1,820		
-50-4				44,991	48,671		↓ L			
-80-4										

73,700 mm

9

8HP (DV4C)

431103-00-4										4 pairs
-30-4	1-4	PL	CU3	44,975	48,665	17,050		1,820		
-50-4				44,991	48,671					
-80-4										

73,700 mm

10

8HR (DV4C), 8HS (DV4TED), 8HT (DV4TD), 8HX (DV4TD), 8HY (DV4TED4), 8HZ (DV4TD), DV4D,

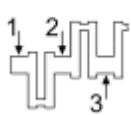
401103-00-4										5 pairs
-25-4	1-5	HL	AL	49,962	53,655	19,900	↑ LO1G	1,833		
-30-4				49,981	53,674		↓			
-50-4										
-80-4										
411102-00-1										1 pair
-10-1		AS	AL	55,200	71,350		↑ L G	2,480		
-15-1				55,480	71,700		↓ L G			
431103-00-4										4 pairs
-30-4	1-4	PL	CU3	44,975	48,665	17,050		1,820		
-50-4				44,991	48,671					
-80-4										
441105-00-4										4 pairs
	1-4	PB	CU2	24,995	28,000	19,980	↑ O1G	1,700		
				25,000	28,021		↓			



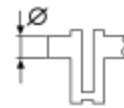
75,000 mm								11	
129/5, 150A, 150B (XY8), 150C, 150F, K1H (TU3A), KDY (TU3M),									
401106-00-4								5 pairs	
-30-4	2,4	HL	AL	49,965	53,655	17,290	↑ L O2G	1,832	2 pairs
-50-4				49,981	53,674		↓ L O2G		
-80-4	1,3,5	HL	AL	49,965	53,655	17,290	↑ L O2	1,832	3 pairs
				49,981	53,674		↓ L O2		
411103-00-1								1 pair	
-10-1		AS	CU2	55,250	71,450		↑ L G	2,400	
-15-1				55,500	71,700		↓ L G		
411110-00-1								1 pair	
-10-1	1	AS	AL	55,250	71,450		↑ L G	2,450	
-15-1				55,500	71,700		↓ L G		
431104-00-4								4 pairs	
-30-4	1-4	PL	AL	44,975	48,655	19,750	↑ L	1,820	
-50-4				44,991	48,671		↓ L		
-80-4									
-100-4									
-125-4									

75,000 mm								12	
9HP (DV6D)									
403804-00-4								5 pairs	
-25-4	1-5	HL	AL	47,990	51,936	19,500	↑ O2G	1,950	
-50-4				48,010	51,949		↓		
-75-4									
411102-00-1								1 pair	
-10-1		AS	AL	55,200	71,350		↑ L G	2,480	
-15-1				55,480	71,700		↓ L G		
432109-00-4								4 pairs	
-25-4	1-4	PL	AL	46,975	50,655	17,000		1,818	
-30-4				46,991	50,674				
-50-4									
-80-4									
432112-00-4								4 pairs	
-30-4	1-4	PL	CU2	46,975	50,655	17,000		1,818	
-50-4				46,991	50,674				
-80-4									
442101-00-4								4 pairs	
	1-4	PB	CU2	26,000	29,000	19,980	↑ O1G	1,700	
				26,000	29,021		↓		

75,000 mm								13	
BHU (DV6FC)									
401103-00-4								5 pairs	
-25-4	1-5	HL	AL	49,962	53,655	19,900	↑ L O1G	1,833	
-30-4				49,981	53,674		↓		
-50-4									
-80-4									
411102-00-1								1 pair	
-10-1		AS	AL	55,200	71,350		↑ L G	2,480	
-15-1				55,480	71,700		↓ L G		
432109-00-4								4 pairs	
-25-4	1-4	PL	AL	46,975	50,655	17,000		1,818	
-30-4				46,991	50,674				
-50-4									
-80-4									
432112-00-4								4 pairs	
-30-4	1-4	PL	CU2	46,975	50,655	17,000		1,818	
-50-4				46,991	50,674				
-80-4									



Type



75,000 mm

14

BHV (DV6DU)

401103-00-4										5 pairs
-25-4	1-5	HL	AL	49,962	53,655	19,900	↑	LO1G	1,833	
-30-4				49,981	53,674		↓			
-50-4										
-80-4										

75,000 mm

15

BHV (DV6FDU)

411102-00-1										1 pair
-10-1		AS	AL	55,200	71,350		↑	L G	2,480	
-15-1				55,480	71,700		↓	L G		
432109-00-4										4 pairs
-25-4	1-4	PL	AL	46,975	50,655	17,000			1,818	
-30-4				46,991	50,674					
-50-4										
-80-4										
432112-00-4										4 pairs
-30-4	1-4	PL	CU2	46,975	50,655	17,000			1,818	
-50-4				46,991	50,674					
-80-4										
442101-00-4										4 pairs
	1-4	PB	CU2	26,000	29,000	19,980	↑	O1G	1,700	
				26,000	29,021		↓			

75,000 mm

16

9HC (DV6C), 9HD (DV6C), 9HE (DV6DBM), 9HF (DV6DTED), 9HH (DV6DUM), 9HJ (DV6DTEDM), 9HK (DV6ETEDM), 9HL (DV6C), 9HM (DV6UC), 9HN (DV6ETED), 9HP (DV6DTED), 9HR (DV6C), 9HS (DV6TED4BU), 9HT (DV6BTED4), 9HT (DV6BUTED4), 9HU (DV6UTED4), 9HW (DV6BTED4), 9HW (DV6ETED), 9HX (DV6ATED4), 9HX (DV6AUTED4), 9HY (DV6TED4), 9HZ (DV6TED4), BHS (DV6FDU), BHT (DV6FC), BHW (DV6FE), BHX (DV6FCU), DV6B,

401103-00-4										5 pairs
-25-4	1-5	HL	AL	49,962	53,655	19,900	↑	LO1G	1,833	
-30-4				49,981	53,674		↓			
-50-4										
-80-4										
411102-00-1										1 pair
-10-1		AS	AL	55,200	71,350		↑	L G	2,480	
-15-1				55,480	71,700		↓	L G		
432109-00-4										4 pairs
-25-4	1-4	PL	AL	46,975	50,655	17,000			1,818	
-30-4				46,991	50,674					
-50-4										
-80-4										
432112-00-4										4 pairs
-30-4	1-4	PL	CU2	46,975	50,655	17,000			1,818	
-50-4				46,991	50,674					
-80-4										
442101-00-4										4 pairs
	1-4	PB	CU2	26,000	29,000	19,980	↑	O1G	1,700	
				26,000	29,021		↓			



75,000 mm 17

BHX (DV6FC), BHY (DV6FD), BHZ (DV6FC),

401103-00-4 5 pairs									
-25-4	1-5	HL	AL	49,962	53,655	19,900	↑ LO1G	1,833	
-30-4				49,981	53,674		↓		
-50-4									
-80-4									
411102-00-1 1 pair									
-10-1		AS	AL	55,200	71,350		↑ L G	2,480	
-15-1				55,480	71,700		↓ L G		
442101-00-4 4 pairs									
	1-4	PB	CU2	26,000	29,000	19,980	↑ O1G	1,700	
				26,000	29,021		↓		

75,000 mm 18

HMR (EB2FA)

403709-00-3 4 pairs									
-30-3	1-4	HL	CU2	41,984	45,600	16,100	↑ O1G	1,800	
-50-3				42,000	45,619		↓		
-75-3									
411114-00-1 1 pair									
-10-1	1	AS	AL	48,500	65,750		↑ L G	2,380	
-15-1				48,750	66,000		↓ L G		

75,000 mm 19

HMP (EB2FB), HMT (EB2D), HMU (EB2D), HMU (EB2FD), HMV (EB2M), HMX (EB2), HMY (EB2M), HMZ (EB2), HMZ (EB2F), HNV (EB2DTM), HNY (EB2DTS), HNZ (EB2DT),

403709-00-3 4 pairs									
-30-3	1-4	HL	CU2	41,984	45,600	16,100	↑ O1G	1,800	
-50-3				42,000	45,619		↓		
-75-3									
411114-00-1 1 pair									
-10-1	1	AS	AL	48,500	65,750		↑ L G	2,380	
-15-1				48,750	66,000		↓ L G		
433709-00-3 3 pairs									
-30-3	1-3	PL	CU2	41,984	45,000	16,000		1,500	
-50-3				42,000	45,016				
-75-3									

75,000 mm 20

HMM (EB2FAD), HNJ (EB2ADTXM), HNK (EB2ADTD), HNN (EB2ADTX), HNP (EB2ADT), HNS (EB2ADTS), HNX (EB2DTS),

411114-00-1 1 pair									
-10-1	1	AS	AL	48,500	65,750		↑ L G	2,380	
-15-1				48,750	66,000		↓ L G		

75,000 mm 21

150D, K1B, K1F, K1G, K3A, KAY (TU3CP), KDX (TU3M/Z), KDZ (TU3M/Z),

401106-00-4 5 pairs									
-30-4	2,4	HL	AL	49,965	53,655	17,290	↑ LO2G	1,832	2 pairs
-50-4				49,981	53,674		↓ LO2G		
-80-4	1,3,5	HL	AL	49,965	53,655	17,290	↑ LO2	1,832	3 pairs
				49,981	53,674		↓ LO2		
411110-00-1 1 pair									
-10-1	1	AS	AL	55,250	71,450		↑ L G	2,450	
-15-1				55,500	71,700		↓ L G		
431104-00-4 4 pairs									
-30-4	1-4	PL	AL	44,975	48,655	19,750	↑ L	1,820	
-50-4				44,991	48,671		↓ L		
-80-4									
-100-4									
-125-4									



75,000 mm										22
K2B , K2D , K6D (TU3A) , K6E (TU3A) , K6F (TU3A) ,										
411103-00-1										1 pair
-10-1		AS	CU2	55,250	71,450		↑ L	G	2,400	
-15-1				55,500	71,700		↓ L	G		
411110-00-1										1 pair
-10-1	1	AS	AL	55,250	71,450		↑ L	G	2,450	
-15-1				55,500	71,700		↓ L	G		
431104-00-4										4 pairs
-30-4	1-4	PL	AL	44,975	48,655	19,750	↑ L		1,820	
-50-4				44,991	48,671		↓ L			
-80-4										
-100-4										
-125-4										
75,000 mm										23
K9A (TUD3) , K9Y (TUD3Y) ,										
401106-00-4										5 pairs
-30-4	2,4	HL	AL	49,965	53,655	17,290	↑ LO2G		1,832	2 pairs
-50-4				49,981	53,674		↓ LO2G			
-80-4	1,3,5	HL	AL	49,965	53,655	17,290	↑ LO2		1,832	3 pairs
				49,981	53,674		↓ LO2			
411110-00-1										1 pair
-10-1	1	AS	AL	55,250	71,450		↑ L	G	2,450	
-15-1				55,500	71,700		↓ L	G		
75,000 mm										24
150D (XY7) , K2A , KAZ ,										
411110-00-1										1 pair
-10-1	1	AS	AL	55,250	71,450		↑ L	G	2,450	
-15-1				55,500	71,700		↓ L	G		
431104-00-4										4 pairs
-30-4	1-4	PL	AL	44,975	48,655	19,750	↑ L		1,820	
-50-4				44,991	48,671		↓ L			
-80-4										
-100-4										
-125-4										
75,000 mm										25
KDY (TU3FM) , KFY (TU3FJ2) ,										
401102-00-4										5 pairs
-30-4	2,3,4	HL	AL	49,965	53,712	17,290	↑ LO2		1,854	3 pairs
-50-4				49,981	53,731		↓ LO2			
-80-4	1,5	HL	AL	49,965	53,712	17,290	↑ LO1G		1,854	2 pairs
				49,981	53,731		↓ LO1G			
401106-00-4										5 pairs
-30-4	2,4	HL	AL	49,965	53,655	17,290	↑ LO2G		1,832	2 pairs
-50-4				49,981	53,674		↓ LO2G			
-80-4	1,3,5	HL	AL	49,965	53,655	17,290	↑ LO2		1,832	3 pairs
				49,981	53,674		↓ LO2			
411110-00-1										1 pair
-10-1	1	AS	AL	55,250	71,450		↑ L	G	2,450	
-15-1				55,500	71,700		↓ L	G		
431104-00-4										4 pairs
-30-4	1-4	PL	AL	44,975	48,655	19,750	↑ L		1,820	
-50-4				44,991	48,671		↓ L			
-80-4										
-100-4										
-125-4										



75,000 mm **26**

KFV (TU3JP)

401106-00-4 5 pairs									
-30-4	2,4	HL	AL	49,965	53,655	17,290	↑ LO2G	1,832	2 pairs
-50-4				49,981	53,674		↓ LO2G		
-80-4	1,3,5	HL	AL	49,965	53,655	17,290	↑ LO2	1,832	3 pairs
				49,981	53,674		↓ LO2		
411110-00-1 1 pair									
-10-1	1	AS	AL	55,250	71,450		↑ L G	2,450	
-15-1				55,500	71,700		↓ L G		
433702-00-4 4 pairs									
-30-4	1-4	PL	AL	44,975	48,655	19,750	↑ LO1	1,820	
-50-4				44,991	48,671		↓ L		
-80-4									

75,000 mm **27**

KFW (TU3JP), KFX (TU3JP),

401106-00-4 5 pairs									
-30-4	2,4	HL	AL	49,965	53,655	17,290	↑ LO2G	1,832	2 pairs
-50-4				49,981	53,674		↓ LO2G		
-80-4	1,3,5	HL	AL	49,965	53,655	17,290	↑ LO2	1,832	3 pairs
				49,981	53,674		↓ LO2		
411110-00-1 1 pair									
-10-1	1	AS	AL	55,250	71,450		↑ L G	2,450	
-15-1				55,500	71,700		↓ L G		
431104-00-4 4 pairs									
-30-4	1-4	PL	AL	44,975	48,655	19,750	↑ L	1,820	
-50-4				44,991	48,671		↓ L		
-80-4									
-100-4									
-125-4									
433702-00-4 4 pairs									
-30-4	1-4	PL	AL	44,975	48,655	19,750	↑ LO1	1,820	
-50-4				44,991	48,671		↓ L		
-80-4									

75,000 mm **28**

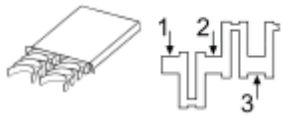
KFT (TU3A), KFV (TU3A), KFW (TU3A), KFX (TU3A),

411103-00-1 1 pair									
-10-1		AS	CU2	55,250	71,450		↑ L G	2,400	
-15-1				55,500	71,700		↓ L G		
411110-00-1 1 pair									
-10-1	1	AS	AL	55,250	71,450		↑ L G	2,450	
-15-1				55,500	71,700		↓ L G		
433702-00-4 4 pairs									
-30-4	1-4	PL	AL	44,975	48,655	19,750	↑ LO1	1,820	
-50-4				44,991	48,671		↓ L		
-80-4									

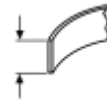
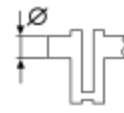
75,000 mm **29**

KFZ (TU3FJ2/Z)

431104-00-4 4 pairs									
-30-4	1-4	PL	AL	44,975	48,655	19,750	↑ L	1,820	
-50-4				44,991	48,671		↓ L		
-80-4									
-100-4									
-125-4									



Type



75,000 mm

30

KFU (ET3J4), TU3JP4,

411110-00-1										1 pair
-10-1	1	AS	AL	55,250	71,450			↑ L G	2,450	
-15-1				55,500	71,700			↓ L G		
433702-00-4										4 pairs
-30-4	1-4	PL	AL	44,975	48,655	19,750		↑ LO1	1,820	
-50-4				44,991	48,671			↓ L		
-80-4										

75,000 mm

31

YHR (DV5RUCd), YHS (DV5RCE), YHV (DV5RUC), YHW (DV5RE), YHX (DV5RC), YHY (DV5RD), YHZ (DV5RC),

403708-00-4										5 pairs
-30-4	1-5	HL	AL		53,700	19,800		↑ LO1G	1,830	
-50-4					53,700			↓ LO1G		
433714-00-4										4 pairs
-30-4	1-4	PL	AL	44,350	48,650	17,100			1,820	
-50-4			↓ AL PY	44,366	48,650					

76,700 mm

32

G1A

401112-00-4										5 pairs
-20-4	1,2,4,5	HL	AL	51,966	55,882	18,680		↑ LO2G	1,924	4 pairs
				51,976	55,892			↓ L		
	3	HL	AL	51,966	55,882	24,680		↑ LO1G	1,924	1 pair
				51,976	55,892			↓ LO1		
431107-00-4										4 pairs
-20-4	1-4	PL	CU3	40,959	44,005	19,240		↑ L	1,509	
				40,967	44,013			↓ L		
431113-00-4										4 pairs
	1-4	PL	AL	40,959	44,005	19,240		↑ L	1,509	
				40,967	44,013			↓ L		

77,000 mm

33

5FU (EP6DTX)

411113-00-1										1 pair
-10-1	1	AS	AL	50,500	70,000			↑ L G	2,360	
-15-1				50,750	70,250			↓ L G		
431114-00-4										4 pairs
-25-4	1-4	PL	AL	45,000	48,000	19,750			1,497	
-50-4				45,000	48,000					
-75-4										

77,000 mm

34

5FU (EP6DTX)

401111-00-4										5 pairs
-25-4	1-5	HL	AL	45,024	48,674	18,000		↑ LO1G	1,825	
-50-4				45,024	48,674			↓		
-75-4										
411113-00-1										1 pair
-10-1	1	AS	AL	50,500	70,000			↑ L G	2,360	
-15-1				50,750	70,250			↓ L G		



77,000 mm **35**

5FD (EP6DTS), 5FE (EP6CDTMD), 5FK (EP6CB), 5FM (EP6DT), 5FN (EP6CDT), 5FR (EP6DT), 5FS (EP6C), 5FT (EP6DT), 5FV (EP6CDT), 5FW (EP6), 5FX (EP6DT), 5GZ (EP6FDT),

401111-00-4 **5 pairs**

-25-4	1-5	HL	AL	45,024	48,674	18,000	↑ LO1G	1,825
-50-4				45,024	48,674		↓	
-75-4								

411113-00-1 **1 pair**

-10-1	1	AS	AL	50,500	70,000		↑ L G	2,360
-15-1				50,750	70,250		↓ L G	

431114-00-4 **4 pairs**

-25-4	1-4	PL	AL	45,000	48,000	19,750		1,497
-50-4				45,000	48,000			
-75-4								

77,000 mm **36**

5FP (EP6), 5FY (EP6DTS), 5GM (EP6FDTX),

411113-00-1 **1 pair**

-10-1	1	AS	AL	50,500	70,000		↑ L G	2,360
-15-1				50,750	70,250		↓ L G	

77,000 mm **37**

8FN (EP3), 8FP (EP3C), 8FR (EP3), 8FS (EP3),

433710-00-4 **4 pairs**

-25-4	1-4	PL	AL	39,975	43,000	20,000		1,500
-30-4				39,990	43,015			
-50-4								

77,000 mm **38**

VJY (TUD5), VJZ (TUD5),

401102-00-4 **5 pairs**

-30-4	2,3,4	HL	AL	49,965	53,712	17,290	↑ LO2	1,854	3 pairs
-50-4				49,981	53,731		↓ LO2		
-80-4	1,5	HL	AL	49,965	53,712	17,290	↑ LO1G	1,854	2 pairs
				49,981	53,731		↓ LO1G		

411110-00-1 **1 pair**

-10-1	1	AS	AL	55,250	71,450		↑ L G	2,450
-15-1				55,500	71,700		↓ L G	

431102-00-4 **4 pairs**

-30-4	1-4	PL	AL	44,975	48,655	17,400	↑ L	1,820
-50-4				44,991	48,671		↓ L	
-80-4								
-100-4								

441101-00-4 **4 pairs**

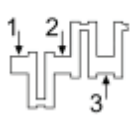
	1-4	PB	CU2	23,000	25,200	19,900	↑ O1G	1,400
				23,012	25,221		↓	

78,500 mm **39**

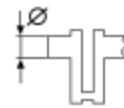
NFP (EC5)

431104-00-4 **4 pairs**

-30-4	1-4	PL	AL	44,975	48,655	19,750	↑ L	1,820
-50-4				44,991	48,671		↓ L	
-80-4								
-100-4								
-125-4								



Type



78,500 mm

40

N6A (TU5JP4), NFR (TU5JP4B), NFS (TU5JP4S), NFT (TU5JP), NFU (TU5JP4), NFV (TU5JP), NFX (TU5JP4), NFZ (TU5JP),

401102-00-4										5 pairs
-30-4	2,3,4	HL	AL	49,965	53,712	17,290	↑ LO2	1,854	3 pairs	
-50-4				49,981	53,731		↓ LO2			
-80-4	1,5	HL	AL	49,965	53,712	17,290	↑ LO1G	1,854	2 pairs	
				49,981	53,731		↓ LO1G			
411110-00-1										1 pair
-10-1	1	AS	AL	55,250	71,450		↑ L G	2,450		
-15-1				55,500	71,700		↓ L G			
431104-00-4										4 pairs
-30-4	1-4	PL	AL	44,975	48,655	19,750	↑ L	1,820		
-50-4				44,991	48,671		↓ L			
-80-4										
-100-4										
-125-4										

80,000 mm

41

161 (XUD7), 161A (XUD7), A9A (XUD7),

403701-00-4										5 pairs
-30-4	1-5	HL	AL	59,981	63,731	20,290	↑ LO1G	1,845		
-50-4				60,000	63,750		↓ L			
-80-4										
-100-4										
411101-00-2										2 pairs
-10-2		AS	CU2	67,050	83,050		↑ L G	2,330		
-15-2				67,300	83,300		↓ L G			
433701-00-4										4 pairs
-30-4	1-4	PL	AL	49,984	53,695	20,050	↑ L	1,830		
-50-4				50,000	53,708		↓ L			
-80-4										
-100-4										
443701-00-4										4 pairs
	1-4	PB	CU2	25,007	27,200	24,050	↑ O1G	1,440		
				25,020	27,221		↓			

80,000 mm

42

A8A (XUD7TE), AJZ (XUD7TE),

403701-00-4										5 pairs
-30-4	1-5	HL	AL	59,981	63,731	20,290	↑ LO1G	1,845		
-50-4				60,000	63,750		↓ L			
-80-4										
-100-4										
413701-00-2										2 pairs
-10-2	1-2	AS	AL	67,050	83,050		↑ L G	1,880		
-15-2				67,300	83,300		↓ L G			
433706-00-4										4 pairs
-30-4	1-4	PL	CU3	49,984	53,695	20,000	↑ L	1,838		
-50-4				50,000	53,708		↓ L			
-80-4										
443702-00-4										4 pairs
	1-4	PB	CU2	28,007	30,200	23,100	↑ O1G	1,500		
				28,020	30,221		↓			



82,200 mm **43**

WJX (DW8B)

403701-00-4 5 pairs									
-30-4	1-5	HL	AL	59,981	63,731	20,290	↑ L O1G	1,845	
-50-4				60,000	63,750		↓ L		
-80-4									
-100-4									
411106-00-2 2 pairs									
-10-2		AS	CU2	67,050	83,050		↑ L G	2,330	
-15-2				67,300	83,300		↓ L G		
433701-00-4 4 pairs									
-30-4	1-4	PL	AL	49,984	53,695	20,050	↑ L	1,830	
-50-4				50,000	53,708		↓ L		
-80-4									
-100-4									
443701-00-4 4 pairs									
	1-4	PB	CU2	25,007	27,200	24,050	↑ O1G	1,440	
				25,020	27,221		↓		

82,200 mm **44**

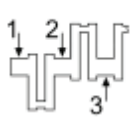
WJY (DW8B) , WJZ (DW8) ,

403701-00-4 5 pairs									
-30-4	1-5	HL	AL	59,981	63,731	20,290	↑ L O1G	1,845	
-50-4				60,000	63,750		↓ L		
-80-4									
-100-4									
411101-00-2 2 pairs									
-10-2		AS	CU2	67,050	83,050		↑ L G	2,330	
-15-2				67,300	83,300		↓ G		
411106-00-2 2 pairs									
-10-2		AS	CU2	67,050	83,050		↑ L G	2,330	
-15-2				67,300	83,300		↓ L G		
433701-00-4 4 pairs									
-30-4	1-4	PL	AL	49,984	53,695	20,050	↑ L	1,830	
-50-4				50,000	53,708		↓ L		
-80-4									
-100-4									
443701-00-4 4 pairs									
	1-4	PB	CU2	25,007	27,200	24,050	↑ O1G	1,440	
				25,020	27,221		↓		

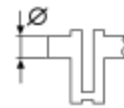
82,700 mm **45**

6FY (EW7A) , 6FZ (EW7A) , 6FZ (EW7J4) ,

431115-00-4 4 pairs									
-30-4	1-4	PL	AL	44,975	48,655	22,500	↑ L O1	1,825	
-50-4				44,991	48,671		↓ L O1		



Type



83,000 mm

46

162 (XUD9) , D9A (XUD9) , D9B (XUD9A/L) , D9B (XUD9A/U) , DJY (XUD9A) , DJZ (XUD9A) ,

403701-00-4 **5 pairs**

-30-4	1-5	HL	AL	59,981	63,731	20,290	↑ LO1G	1,845
-50-4				60,000	63,750		↓ L	
-80-4								
-100-4								

411101-00-2 **2 pairs**

-10-2		AS	CU2	67,050	83,050		↑ L G	2,330
-15-2				67,300	83,300		↓ G	

433701-00-4 **4 pairs**

-30-4	1-4	PL	AL	49,984	53,695	20,050	↑ L	1,830
-50-4				50,000	53,708		↓ L	
-80-4								
-100-4								

443701-00-4 **4 pairs**

	1-4	PB	CU2	25,007	27,200	24,050	↑ O1G	1,440
				25,020	27,221		↓	

83,000 mm

47

180A (XU5J)

411101-00-2 **2 pairs**

-10-2		AS	CU2	67,050	83,050		↑ L G	2,330
-15-2				67,300	83,300		↓ G	

83,000 mm

48

159A , 159B , 171A , 171B , 171C , 171D , B1A (XU51C/K) , B1E (XU51C) , B6D , B6E , BAY (XU5CP) , BAZ (XU5CP) , BDY (XU5M) , BDZ (XU5M) , BFZ (XU5JP) , D2A (XU92C) , D2C (XU92C) , D2E , D2F , D6A (XU9J2) , D6C (XU9J4) , D6E (XU9JA) , DDZ (XU9M) , DFW (XU9J4) , DFZ (XU9J1) , DKZ (XU9JA) , XU52C ,

401109-00-4 **5 pairs**

-30-4	1-5	HL	AL	59,990	63,718	20,290	↑ LO1G	1,845
-50-4				60,000	63,727		↓ LO1	

411101-00-2 **2 pairs**

-10-2		AS	CU2	67,050	83,050		↑ L G	2,330
-15-2				67,300	83,300		↓ G	

83,000 mm

49

D8B (XUD9TE)

443702-00-4 **4 pairs**

	1-4	PB	CU2	28,007	30,200	23,100	↑ O1G	1,500
				28,020	30,221		↓	

83,000 mm

50

D8B (XUD9TF) , DHW (XUD9SD) , DHY (XUD9TE/Y) ,

403701-00-4 **5 pairs**

-30-4	1-5	HL	AL	59,981	63,731	20,290	↑ LO1G	1,845
-50-4				60,000	63,750		↓ L	
-80-4								
-100-4								

413701-00-2 **2 pairs**

-10-2	1-2	AS	AL	67,050	83,050		↑ G	1,880
-15-2				67,300	83,300		↓ L G	

433706-00-4 **4 pairs**

-30-4	1-4	PL	CU3	49,984	53,695	20,000	↑ L	1,838
-50-4				50,000	53,708		↓ L	
-80-4								

443702-00-4 **4 pairs**

	1-4	PB	CU2	28,007	30,200	23,100	↑ O1G	1,500
				28,020	30,221		↓	



83,000 mm **51**

D8C (XUD9UTF)

403701-00-4									5 pairs
-30-4	1-5	HL	AL	59,981	63,731	20,290	↑ LO1G	1,845	
-50-4				60,000	63,750		↓ L		
-80-4									
-100-4									
413701-00-2									2 pairs
-10-2	1-2	AS	AL	67,050	83,050		↑ G	1,880	
-15-2				67,300	83,300		↓ L G		
433701-00-4									4 pairs
-30-4	1-4	PL	AL	49,984	53,695	20,050	↑ L	1,830	
-50-4				50,000	53,708		↓ L		
-80-4									
-100-4									
443702-00-4									4 pairs
	1-4	PB	CU2	28,007	30,200	23,100	↑ O1G	1,500	
				28,020	30,221		↓		

83,000 mm **52**

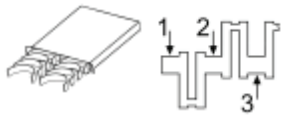
DHV (XUD9BSD)

403701-00-4									5 pairs
-30-4	1-5	HL	AL	59,981	63,731	20,290	↑ LO1G	1,845	
-50-4				60,000	63,750		↓ L		
-80-4									
-100-4									
411101-00-2									2 pairs
-10-2		AS	CU2	67,050	83,050		↑ L G	2,330	
-15-2				67,300	83,300		↓ G		
413701-00-2									2 pairs
-10-2	1-2	AS	AL	67,050	83,050		↑ G	1,880	
-15-2				67,300	83,300		↓ L G		
433706-00-4									4 pairs
-30-4	1-4	PL	CU3	49,984	53,695	20,000	↑ L	1,838	
-50-4				50,000	53,708		↓ L		
-80-4									
443702-00-4									4 pairs
	1-4	PB	CU2	28,007	30,200	23,100	↑ O1G	1,500	
				28,020	30,221		↓		

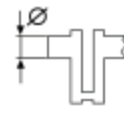
83,000 mm **53**

LFX (XU7JB), LFY (XU7JP4), LFZ (XU7JP),

401109-00-4									5 pairs
-30-4	1-5	HL	AL	59,990	63,718	20,290	↑ LO1G	1,845	
-50-4				60,000	63,727		↓ LO1		
411101-00-2									2 pairs
-10-2		AS	CU2	67,050	83,050		↑ L G	2,330	
-15-2				67,300	83,300		↓ G		
431115-00-4									4 pairs
-30-4	1-4	PL	AL	44,975	48,655	22,500	↑ LO1	1,825	
-50-4				44,991	48,671		↓ LO1		



Type



84,000 mm

54

169 (XM7T)

401105-00-4										5 pairs
-30-4	1	HL	AL	59,401	63,227	29,500	↑ LO2G	1,900	1 pair	
-50-4				59,416	63,246		↓ L			
-80-4										
-100-4	2	HL	AL	58,548	62,384	21,500	↑ LO2G	1,900	1 pair	
-125-4				58,573	62,403		↓ LO1			
	3	HL	AL	57,174	61,000	29,500	↑ LO1G	1,900	1 pair	
				57,189	61,019		↓ L			
	4	HL	AL	56,140	59,976	21,500	↑ LO2G	1,900	1 pair	
				56,165	59,995		↓ LO1			
	5	HL	AL	54,905	58,731	29,350	↑ LO1G	1,900	1 pair	
				54,920	58,750		↓ L			
431105-00-4										4 pairs
-30-4	1-4	PL	AL	49,975	53,655	23,400	↑ LO1	1,818		
-50-4				49,991	53,674		↓ LO1			
-80-4										
-100-4										
-125-4										
-150-4										

84,000 mm

55

169B

401104-00-4										5 pairs
-30-4	1	HL	AL	59,401	63,227	29,500	↑ LO1G	1,888	1 pair	
-50-4				59,416	63,246		↓ LO1G			
-80-4										
-100-4	2	HL	AL	58,548	62,384	21,500	↑ LO1	1,888	1 pair	
-125-4				58,573	62,403		↓ LO1			
-150-4										
	3	HL	AL	57,174	61,000	29,500	↑ LO1G	1,888	1 pair	
				57,189	61,019		↓ LO1G			
	4	HL	AL	56,140	59,976	21,500	↑ LO1	1,888	1 pair	
				56,165	59,995		↓ LO1			
	5	HL	AL	54,905	58,731	29,350	↑ LO1G	1,888	1 pair	
				54,920	58,750		↓ LO1G			
401105-00-4										5 pairs
-30-4	1	HL	AL	59,401	63,227	29,500	↑ LO2G	1,900	1 pair	
-50-4				59,416	63,246		↓ L			
-80-4										
-100-4	2	HL	AL	58,548	62,384	21,500	↑ LO2G	1,900	1 pair	
-125-4				58,573	62,403		↓ LO1			
	3	HL	AL	57,174	61,000	29,500	↑ LO1G	1,900	1 pair	
				57,189	61,019		↓ L			
	4	HL	AL	56,140	59,976	21,500	↑ LO2G	1,900	1 pair	
				56,165	59,995		↓ LO1			
	5	HL	AL	54,905	58,731	29,350	↑ LO1G	1,900	1 pair	
				54,920	58,750		↓ L			
431105-00-4										4 pairs
-30-4	1-4	PL	AL	49,975	53,655	23,400	↑ LO1	1,818		
-50-4				49,991	53,674		↓ LO1			
-80-4										
-100-4										
-125-4										
-150-4										



85,000 mm **56**

4HL (DW12C)

402102-00-4 5 pairs										
-25-4	1	HL	AL	69,940	74,520	19,580	↑	O2G	2,250	1 pair
-50-4				69,940	74,520		↓			
	2,4,5	HL	AL	64,940	69,520	24,080	↑	O2G	2,250	3 pairs
				64,940	69,520	↓ 23,280	↓			
	3	FL ↓ HL	AL	69,940	74,520	30,150	↑	O2G	2,250	1 pair
				69,940	74,520	↓ 23,280	↓			
403701-00-4 5 pairs										
-30-4	1-5	HL	AL	59,981	63,731	20,290	↑	LO1G	1,845	
-50-4				60,000	63,750		↓	L		
-80-4										
-100-4										
411101-00-2 2 pairs										
-10-2		AS	CU2	67,050	83,050		↑	L G	2,330	
-15-2				67,300	83,300		↓	G G		
431106-00-4 4 pairs										
-30-4	1-4	PL	CU3	49,984	53,695	20,000	↑	L	1,838	
-50-4			↓ AL	50,000	53,708		↓	L		
-80-4										
-100-4										

85,000 mm **57**

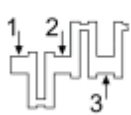
AHM (DW10FUE), AHN (DW10FUD), AHP (DW10FUC),

403701-00-4 5 pairs										
-30-4	1-5	HL	AL	59,981	63,731	20,290	↑	LO1G	1,845	
-50-4				60,000	63,750		↓	L		
-80-4										
-100-4										
411101-00-2 2 pairs										
-10-2		AS	CU2	67,050	83,050		↑	L G	2,330	
-15-2				67,300	83,300		↓	G G		
441103-00-4 4 pairs										
	1-4	PB	CU2	27,997	30,200	24,050	↑	O G	1,300	
				28,000	30,225		↓			

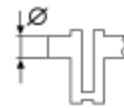
85,000 mm **58**

AHE (DW10FD), AHF (DW10FD), AHG (DW10FD), AHH (DW10FC), AHJ (DW10FE), AHK (DW10FE), AHR (DW10FD), AHS (DW10FD), AHT (DW10FC), AHU (DW10FCD), AHV (DW10FD), AHV (DW10FCD), AHV (DW10FD), AHW (DW10FC), AHX (DW10FCD), AHX (DW10FD), AHY (DW10CE), AHZ (DW10CD), EHW (DW10FCD), EHY (DW10FCC), RHB (DW10DTED4), RHC (DW10CTED4), RHD (DW10CB), RHD (DW10CTED4), RHE (DW10CDTR), RHE (DW10CTED4), RHF (DW10BTED4), RHH (DW10CTED4), RHJ (DW10BTED4), RHK (DW10UTED4), RHM (DW10ATED4), RHR (DW10BTED4), RHS (DW10ATED), RHT (DW10ATED4), RHV (DW10TD), RHV (DW10UTD), RHW (DW10ATED4), RHX (DW10BTED), RHY (DW10TD), RHZ (DW10ATED), RHZ (DW10BTED), RHZ (DW10BTED+), RHZ (DW10CTED), RHZ (DW10CTED+),

403701-00-4 5 pairs										
-30-4	1-5	HL	AL	59,981	63,731	20,290	↑	LO1G	1,845	
-50-4				60,000	63,750		↓	L		
-80-4										
-100-4										
411101-00-2 2 pairs										
-10-2		AS	CU2	67,050	83,050		↑	L G	2,330	
-15-2				67,300	83,300		↓	G G		
431106-00-4 4 pairs										
-30-4	1-4	PL	CU3	49,984	53,695	20,000	↑	L	1,838	
-50-4			↓ AL	50,000	53,708		↓	L		
-80-4										
-100-4										
441103-00-4 4 pairs										
	1-4	PB	CU2	27,997	30,200	24,050	↑	O G	1,300	
				28,000	30,225		↓			



Type



85,000 mm

59

4HN (DW12MTED4), 4HP (DW12BTED4), 4HR (DW12BTED4), 4HT (DW12BTED4), 4HW (DW12TED4), 4HX (DW12TED4), 4HY (DW12UTED), EHZ (DW10FC), EHZ (DW10FDCU),

403701-00-4 **5 pairs**

-30-4	1-5	HL	AL	59,981	63,731	20,290	↑ LO1 G	1,845
-50-4				60,000	63,750		↓ L	
-80-4								
-100-4								

411101-00-2 **2 pairs**

-10-2		AS	CU2	67,050	83,050		↑ L G	2,330
-15-2				67,300	83,300		↓ G	

431106-00-4 **4 pairs**

-30-4	1-4	PL	CU3	49,984	53,695	20,000	↑ L	1,838
-50-4			↓ AL	50,000	53,708		↓ L	
-80-4								
-100-4								

85,000 mm

60

P8A (XUD11ATE), P8C (XUD11BTE), PHZ (XUD11ATE), PJZ (XUD11ATE),

403701-00-4 **5 pairs**

-30-4	1-5	HL	AL	59,981	63,731	20,290	↑ LO1 G	1,845
-50-4				60,000	63,750		↓ L	
-80-4								
-100-4								

413701-00-2 **2 pairs**

-10-2	1-2	AS	AL	67,050	83,050		↑ G	1,880
-15-2				67,300	83,300		↓ L G	

85,000 mm

61

RFH (EW10A), RFJ (EW10A), RFK (EW10A), RFK (EW10J4S), RFN (EW10J4), RFR (EW10A), RLZ (EW10D),

431115-00-4 **4 pairs**

-30-4	1-4	PL	AL	44,975	48,655	22,500	↑ LO1	1,825
-50-4				44,991	48,671		↓ LO1	

86,000 mm

62

4HG (P22DTE), 4HG (PUMA C), 4HH (P22DTE), 4HH (PUMA C), 4HJ (P22DTE), 4HJ (PUMA C), 4HM (P22DTE+), 4HU (P22DTE), 4HV (P22DTE),

402102-00-4 **5 pairs**

-25-4	1	HL	AL	69,940	74,520	19,580	↑ O2G	2,250	1 pair
-50-4				69,940	74,520		↓		
	2,4,5	HL	AL	64,940	69,520	24,080	↑ O2G	2,250	3 pairs
				64,940	69,520	↓ 23,280	↓		
	3	FL	AL	69,940	74,520	30,150	↑ O2G	2,250	1 pair
		↓ HL		69,940	74,520	↓ 23,280	↓		

432106-00-4 **4 pairs**

-25-4	1-4	PL	CU3	52,980	55,996	24,450		1,487
-50-4				53,000	56,016			

86,000 mm

63

RDZ (XU10MZ), RFS (XU10J4RS), RFX (XU10J2C), RFY (XU10J4Z), RFZ (XU10J2), XU102C, XU10J2,

403701-00-4 **5 pairs**

-30-4	1-5	HL	AL	59,981	63,731	20,290	↑ LO1 G	1,845
-50-4				60,000	63,750		↓ L	
-80-4								
-100-4								

413701-00-2 **2 pairs**

-10-2	1-2	AS	AL	67,050	83,050		↑ G	1,880
-15-2				67,300	83,300		↓ L G	

433711-00-4 **4 pairs**

-30-4	1-4	PL	AL	49,985	53,691	20,300	↑ LO1	1,836
-50-4				50,000	53,710		↓ LO1	



Type

86,000 mm

64

P9A (XUD11A), R6A, RFT (XU10J4/Z), RFU (XU10J2/C), RFV (XU10J4R), RFW (XU10J2U), RFX XU10J2C/Z L3, RGX (XU10J2TE), RGY (XU10J2TE/Z),

403701-00-4 **5 pairs**

-30-4	1-5	HL	AL	59,981	63,731	20,290	↑ LO1G	1,845
-50-4				60,000	63,750		↓ L	
-80-4								
-100-4								

413701-00-2 **2 pairs**

-10-2	1-2	AS	AL	67,050	83,050		↑ G	1,880
-15-2				67,300	83,300		↓ L G	

88,000 mm

65

170A (XN1T), 170B (XN1T),

401104-00-4 **5 pairs**

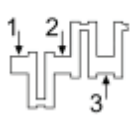
-30-4	1	HL	AL	59,401	63,227	29,500	↑ LO1G	1,888	1 pair
-50-4				59,416	63,246		↓ LO1G		
-80-4	2	HL	AL	58,548	62,384	21,500	↑ LO1	1,888	1 pair
-100-4				58,573	62,403		↓ LO1		
-125-4	3	HL	AL	57,174	61,000	29,500	↑ LO1G	1,888	1 pair
-150-4				57,189	61,019		↓ LO1G		
	4	HL	AL	56,140	59,976	21,500	↑ LO1	1,888	1 pair
				56,165	59,995		↓ LO1		
	5	HL	AL	54,905	58,731	29,350	↑ LO1G	1,888	1 pair
				54,920	58,750		↓ LO1G		

401105-00-4 **5 pairs**

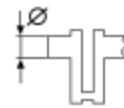
-30-4	1	HL	AL	59,401	63,227	29,500	↑ LO2G	1,900	1 pair
-50-4				59,416	63,246		↓ L		
-80-4	2	HL	AL	58,548	62,384	21,500	↑ LO2G	1,900	1 pair
-100-4				58,573	62,403		↓ LO1		
-125-4	3	HL	AL	57,174	61,000	29,500	↑ LO1G	1,900	1 pair
				57,189	61,019		↓ L		
	4	HL	AL	56,140	59,976	21,500	↑ LO2G	1,900	1 pair
				56,165	59,995		↓ LO1		
	5	HL	AL	54,905	58,731	29,350	↑ LO1G	1,900	1 pair
				54,920	58,750		↓ L		

431105-00-4 **4 pairs**

-30-4	1-4	PL	AL	49,975	53,655	23,400	↑ LO1	1,818
-50-4				49,991	53,674		↓ LO1	
-80-4								
-100-4								
-125-4								
-150-4								



Type



88,000 mm

66

170C (XN1T)

401105-00-4										5 pairs
-30-4	1	HL	AL	59,401	63,227	29,500	↑ LO2G	1,900	1 pair	
-50-4				59,416	63,246		↓ L			
-80-4										
-100-4	2	HL	AL	58,548	62,384	21,500	↑ LO2G	1,900	1 pair	
-125-4				58,573	62,403		↓ LO1			
	3	HL	AL	57,174	61,000	29,500	↑ LO1G	1,900	1 pair	
				57,189	61,019		↓ L			
	4	HL	AL	56,140	59,976	21,500	↑ LO2G	1,900	1 pair	
				56,165	59,995		↓ LO1			
	5	HL	AL	54,905	58,731	29,350	↑ LO1G	1,900	1 pair	
				54,920	58,750		↓ L			
431105-00-4										4 pairs
-30-4	1-4	PL	AL	49,975	53,655	23,400	↑ LO1	1,818		
-50-4				49,991	53,674		↓ LO1			
-80-4										
-100-4										
-125-4										
-150-4										

88,000 mm

67

829 A5

401101-00-4										5 pairs
-25-4	1-5	HL	AL	62,873	66,668	23,500	↑ LO3G	1,884		
-50-4				62,892	66,687		↓ LO3G			
-75-4										
-100-4										

88,000 mm

68

J6T A500

401101-00-4										5 pairs
-25-4	1-5	HL	AL	62,873	66,668	23,500	↑ LO3G	1,884		
-50-4				62,892	66,687		↓ LO3G			
-75-4										
-100-4										
431101-00-4										4 pairs
-25-4	1-4	PL	AL	56,267	60,005	20,750	↑ LO1	1,842		
-50-4				56,286	60,019		↓ L			
-75-4										
-100-4										

90,000 mm

69

B22604 , B22615 , B22627 , B22644 , CRD90 , M22-617 , M22-621 ,

431108-00-4										4 pairs
-25-4	1-4	PL	AL	53,990	57,675	24,500	↑ LO1G	1,826		
-50-4				54,005	57,685		↓ LO1			
-75-4										
441104-00-4										4 pairs
	1-4	PB	CU2	30,008	33,000	31,900	↑ O2	1,800		
				30,014	33,033		↓			



92,000 mm 70

T9A (DJ5)

403703-00-4 * 5 pairs									
-30-4	1,2,4,5	HL	AL	63,980	68,689	21,500	↑ LO1G	2,327	4 pairs
-50-4				63,998	68,707		↓ L		
	3	FL	AL	63,980	68,676	27,500	↑ LO1G	2,327	1 pair
				63,998	68,696		↓ L		
433705-00-4 4 pairs									
-30-4	1-4	PL	CU3	53,981	57,675	22,650		1,823	
-50-4				54,000	57,695				
433715-00-4 4 pairs									
-30-4	1-4	PL	CU3	53,981	57,675	22,650	↑ L	1,825	
-50-4				54,000	57,695		↓ L		
-80-4									

93,000 mm 71

CRD93LS (U25/673), M25-648, M25-669,

401107-00-4 5 pairs									
-25-4	1-5	HL	AL	67,035	71,695	28,700	↑ LO2G	2,317	
-50-4				67,050	71,705		↓ LO2G		
-75-4									
441104-00-4 4 pairs									
	1-4	PB	CU2	30,008	33,000	31,900	↑ O2	1,800	
				30,014	33,033		↓		

93,000 mm 72

M25-659

401107-00-4 5 pairs									
-25-4	1-5	HL	AL	67,035	71,695	28,700	↑ LO2G	2,317	
-50-4				67,050	71,705		↓ LO2G		
-75-4									

93,000 mm 73

B25637, CRD93B, CRD93L (U25/661), M25-637, M25-660, M25-661, M25/629,

401107-00-4 5 pairs									
-25-4	1-5	HL	AL	67,035	71,695	28,700	↑ LO2G	2,317	
-50-4				67,050	71,705		↓ LO2G		
-75-4									
431108-00-4 4 pairs									
-25-4	1-4	PL	AL	53,990	57,675	24,500	↑ LO1G	1,826	
-50-4				54,005	57,685		↓ LO1		
-75-4									
441104-00-4 4 pairs									
	1-4	PB	CU2	30,008	33,000	31,900	↑ O2	1,800	
				30,014	33,033		↓		

94,400 mm 74

8140.43N, 8140.43S, 8140.63 (F28D),

401108-00-4 5 pairs									
-25-4	1-4	HL	CU3	80,182	84,588	23,800	↑ LO1G	2,164	4 pairs
-50-4				80,208	84,614		↓ L		
	5	FL	CU3	86,182	90,588	30,950	↑ LO1G	2,164	1 pair
				86,208	90,614		↓ L		
433807-00-4 4 pairs									
-25-4	1-4	PL	CU3	56,520	60,333	24,700	↑ L	1,870	
-50-4				56,535	60,345		↓ L		



95,800 mm







75

F1CE0481 (30DT), F1CE0481D (F30DT), F1CE3481E (F30DTE),

402002-00-4										5 pairs
-25-4	1,2,4	HL	AL	71,182	75,577	27,000	↑ LO1G	2,174	3 pairs	
-50-4				71,208	75,614		↓ L			
	3	FL	AL	71,182	75,577	30,960	↑ LO1G	2,174	1 pair	
		↓ HL		71,208	75,614		↓ L			
	5	HL	AL	76,182	80,588	27,000	↑ LO1G	1,174	1 pair	
				76,208	80,614		↓ L			

CITROËN (DF-PSA)



	 ENGINE	 00000	ccm		kW		 1 POS
C-QUATRE Schrägheck 1.6	N6A	10.08 - 12.13	1587	B	78 kW	229	6
C-QUATRE Schrägheck 2.0	RFN	10.08 - 12.13	1997	B	108 kW	229	9
C-QUATRE Stufenheck 1.6 CNG	N6A 10XA3A PSA	01.13 - 01.15	1587	B/G	78 kW	229	6
C-QUATRE Stufenheck 1.6	N6A	06.09 - 12.15	1587	B	78 kW	229	6
C-QUATRE Stufenheck 2.0	RFN	06.09 - 12.15	1997	B	108 kW	229	9
C2 (T11) 1.4	TU3AF	10.06 - 12.14	1361	B	56 kW	228	4
C2 (T11) 1.6	TU5JP4	10.06 - 12.14	1587	B	78 kW	229	6
C2 CROSS 1.4	TU3AF	10.12 - 12.14	1361	B	56 kW	228	4
C2 CROSS 1.6	N6A 10XA3A PSA	10.12 - 12.14	1587	B	78 kW	229	6
C3 L 190THP	HN11(EB2ADT)	06.20	1199	B	85 kW	228	3
C3-XR 190 THP	HN10 (EB2DTSMD)	03.19	1199	B	85 kW	228	3
C3-XR 230 THP	HN03 (EB2DTSMD)	11.16	1199	B	100 kW	228	2
C3-XR 230 THP	HN03	11.16	1199	B	100 kW	228	1
C3-XR 230 THP	HN05(EB2ADTS)	11.16	1199	B	100 kW	228	3
C4 AIRCROSS 1.2 230 THP	HN03 (EB2DTSMD)	09.18	1199	B	100 kW	228	2
C4 AIRCROSS 1.2 230 THP	HN03	09.18	1199	B	100 kW	228	1
C4 AIRCROSS 1.2 230 THP	HN05(EB2ADTS)	09.18	1199	B	100 kW	228	3
C4 L 1.2 THP	HN03 (EB2DTSMD)	08.15	1199	B	100 kW	228	2
C4 L 1.2 THP	HN03	08.15	1199	B	100 kW	228	1
C4 SHIJIA 1.2 THP	HN03 (EB2DTSMD)	11.15	1199	B	100 kW	228	2
C5 2.0	PSA RFN 10LH3X	11.09	1997	B	108 kW	229	9
ELYSEE Stufenheck (7B) 1.4	TU3JP	01.06 - 04.08	1360	B	55 kW	228	5
ELYSEE Stufenheck (7B) 1.6	TU5JP4	06.02 - 04.08	1587	B	78 kW	229	6
ELYSEE Stufenheck (R31) 1.6	TU5JP4	04.08 - 12.13	1587	B	78 kW	229	6
FUKANG Schrägheck 1.6	TU5JP4	02.97 - 12.08	1587	B	78 kW	229	6
XSARA PICASSO (N68) 1.6	N6A 10XA3A PSA	01.07 - 12.12	1587	B	78 kW	229	6
XSARA PICASSO (N68) 2.0	EW10J4	04.02 - 12.12	1997	B	99 kW	229	9
XSARA PICASSO (N68) 2.0	PSA RFN 10LH46	04.02 - 12.12	1997	B	99 kW	229	8
XSARA 2.0	EW10J4	05.03 - 12.05	1997	B	97 kW	229	9
XSARA 2.0	PSA RFN 10LH46	05.03 - 12.05	1997	B	97 kW	229	8



CITROËN (DF-PSA)

ENGINE	\varnothing	ccm		kW			1 POS	ENGINE	\varnothing	ccm		kW			1 POS
EW10J4	85,000	4	1997	97 - 99 kW	B	229	9	PSA RFM 10LH18	85,000	4	1997	85 kW	B	229	7
HN03 (EB2DTSM)	75,000	3	1199	100 kW	B	228	2	PSA RFN 10LH3X	85,000	4	1997	108 kW	B	229	9
HN03	75,000	3	1199	100 kW	B	228	1	PSA RFN 10LH46	85,000	4	1997	97 - 99 kW	B	229	8
HN05(EB2ADTS)	75,000	3	1199	100 kW	B	228	3	RFM	85,000	4	1997	85 kW	B	229	9
HN10 (EB2DTSM)	75,000	3	1199	85 kW	B	228	3	RFN	85,000	4	1997	100 kW	B	229	9
HN11(EB2ADT)	75,000	3	1199	85 kW	B	228	3	TU3AF	75,000	4	1361	56 kW	B	228	4
N6A 10XA3A PSA	78,500	4	1587	78 kW	B/G	229	6	TU3JP	75,000	4	1360	55 kW	B	228	5
N6A	78,500	4	1587	77 - 77 kW	B	229	6	TU5JP4	78,500	4	1587	78 kW	B	229	6

CITROËN (DF-PSA)



75,000 mm 1

HN03

403709-00-3 4 pairs									
-30-3	1-4	HL	CU2	41,984	45,600	16,100	↑	O1G	1,800
-50-3				42,000	45,619		↓		
-75-3									
433709-00-3 3 pairs									
-30-3	1-3	PL	CU2	41,984	45,000	16,000			1,500
-50-3				42,000	45,016				
-75-3									

75,000 mm 2

HN03 (EB2DTSM)

403709-00-3 4 pairs									
-30-3	1-4	HL	CU2	41,984	45,600	16,100	↑	O1G	1,800
-50-3				42,000	45,619		↓		
-75-3									
411114-00-1 1 pair									
-10-1	1	AS	AL	48,500	65,750		↑	L G	2,380
-15-1				48,750	66,000		↓	L G	
433709-00-3 3 pairs									
-30-3	1-3	PL	CU2	41,984	45,000	16,000			1,500
-50-3				42,000	45,016				
-75-3									

75,000 mm 3

HN05(EB2ADTS) , HN10 (EB2DTSMD) , HN11(EB2ADT) ,

411114-00-1 1 pair									
-10-1	1	AS	AL	48,500	65,750		↑	L G	2,380
-15-1				48,750	66,000		↓	L G	

75,000 mm 4

TU3AF

401106-00-4 5 pairs										
-30-4	2,4	HL	AL	49,965	53,655	17,290	↑	LO2G	1,832	2 pairs
-50-4				49,981	53,674		↓	LO2G		
-80-4	1,3,5	HL	AL	49,965	53,655	17,290	↑	LO2	1,832	3 pairs
				49,981	53,674		↓	LO2		
411110-00-1 1 pair										
-10-1	1	AS	AL	55,250	71,450		↑	L G	2,450	
-15-1				55,500	71,700		↓	L G		
433702-00-4 4 pairs										
-30-4	1-4	PL	AL	44,975	48,655	19,750	↑	LO1	1,820	
-50-4				44,991	48,671		↓	L		
-80-4										

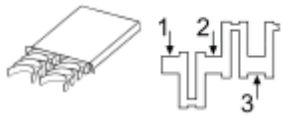
75,000 mm 5

TU3JP

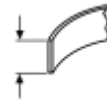
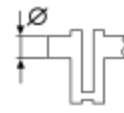
401106-00-4 5 pairs										
-30-4	2,4	HL	AL	49,965	53,655	17,290	↑	LO2G	1,832	2 pairs
-50-4				49,981	53,674		↓	LO2G		
-80-4	1,3,5	HL	AL	49,965	53,655	17,290	↑	LO2	1,832	3 pairs
				49,981	53,674		↓	LO2		



CITROËN (DF-PSA)



Type



78,500 mm							6			
N6A 10XA3A PSA , N6A , TU5JP4 ,										
401102-00-4										5 pairs
-30-4	2,3,4	HL	AL	49,965	53,712	17,290	↑ LO2		1,854	3 pairs
-50-4				49,981	53,731		↓ LO2			
-80-4	1,5	HL	AL	49,965	53,712	17,290	↑ LO1G		1,854	2 pairs
				49,981	53,731		↓ LO1G			
411110-00-1										1 pair
-10-1	1	AS	AL	55,250	71,450		↑ L G		2,450	
-15-1				55,500	71,700		↓ L G			
85,000 mm							7			
PSA RFM 10LH18										
411101-00-2										2 pairs
-10-2		AS	CU2	67,050	83,050		↑ L G		2,330	
-15-2				67,300	83,300		↓ L G			
431106-00-4										4 pairs
-30-4	1-4	PL	CU3	49,984	53,695	20,000	↑ L		1,838	
-50-4			↓ AL	50,000	53,708		↓ L			
-80-4										
-100-4										
441103-00-4										4 pairs
	1-4	PB	CU2	27,997	30,200	24,050	↑ O G		1,300	
				28,000	30,225		↓			
85,000 mm							8			
PSA RFN 10LH46										
403701-00-4										5 pairs
-30-4	1-5	HL	AL	59,981	63,731	20,290	↑ LO1G		1,845	
-50-4				60,000	63,750		↓ L			
-80-4										
-100-4										
411101-00-2										2 pairs
-10-2		AS	CU2	67,050	83,050		↑ L G		2,330	
-15-2				67,300	83,300		↓ L G			
431106-00-4										4 pairs
-30-4	1-4	PL	CU3	49,984	53,695	20,000	↑ L		1,838	
-50-4			↓ AL	50,000	53,708		↓ L			
-80-4										
-100-4										
441103-00-4										4 pairs
	1-4	PB	CU2	27,997	30,200	24,050	↑ O G		1,300	
				28,000	30,225		↓			
85,000 mm							9			
EW10J4 , PSA RFN 10LH3X , RFM , RFN ,										
431115-00-4										4 pairs
-30-4	1-4	PL	AL	44,975	48,655	22,500	↑ LO1		1,825	
-50-4				44,991	48,671		↓ LO1			



siehe Motorenliste
see engline list
voir la liste des moteurs
ver lista de motores
см. список двигателей
تالكر حطما قمىق رظنا



ENGINE	\varnothing	6	8270	ccm	kW	D	232	1	ENGINE	\varnothing	6	8270	ccm	kW	D	232	1
								POS									POS
6 C 8.3	114,000	6	8270	121 kW	D	232	1		6 CTA 8.3	114,000	6	8270	179 kW	D	232	1	
6 CT 8.3	114,000	6	8270	154 - 160 kW	D	232	1		6 CTAA 8.3	114,000	6	8268	213 - 235 kW	D	232	1	



Type








114,000 mm






1

6 C 8.3, 6 CT 8.3, 6 CTA 8.3, 6 CTAA 8.3,

400803-00-6									
									7 pairs
-25-6	1,2,3,5,6,7	HL	AL	97,988	104,980	32,100	↑ L O2G	3,452	6 pairs
-50-6				98,013	105,018		↓ L		
	4	FL	AL	97,988	104,980	43,000	↑ L O2G	3,452	1 pair
				98,013	105,018		↓		
430803-00-6									
									6 pairs
-25-6	1-6	PL	CU3	75,987	80,988	38,100	↑ L	2,470	
-50-6				76,012	81,013		↓ L		
440801-00-6									
									6 pairs
	1-6	PB	CU2	44,994	48,986	27,000	↑ O1G	2,200	
				45,000	49,012	↓ 45,250	↓		
460801-00-7									
									7 pairs
	1-7	NWL	CU2	59,990	63,983	25,250	↑ O2G	1,970	
				60,013	64,008		↓ O2G		








							
1300 Kombi 1.3	810-02/-99	12.72 - 05.83	1289	B	40 kW	239	4
1300 1.3	810-02/-99	12.72 - 05.83	1289	B	40 kW	239	4
1304 Pick-up 1.3	810-02/-99	06.83 - 08.90	1289	B	40 kW	239	4
1304 Pick-up 1.3	810.02	09.90 - 04.04	1289	B	41 kW	240	6
1310 Kombi 1.3	810-02/-99	05.83 - 07.04	1289	B	40 kW	239	4
1310 Stufenheck (U, X) 1.3	810-02/-99	05.83 - 07.04	1289	B	40 kW	239	4
1325 1.3	810-99	06.89 - 05.92	1289	B	40 kW	239	5
1325 1.4	102.00	05.89 - 05.96	1397	B	48 kW	240	8
1325 1.6 D	CY	07.94 - 05.96	1588	D	51 kW	241	12
1410 Kombi 1.4	102.00	09.85 - 12.98	1397	B	48 kW	240	8
1410 Kombi 1.4	102.00	06.94 - 12.98	1397	B	48 kW	240	8
1410 Stufenheck 1.4	102.00	09.85 - 12.98	1397	B	48 kW	240	8
DOKKER Express Kasten/Großraumlimousine 1.2 TCe 115 (FEAY)	H5F 408	07.15	1197	B	85 kW	239	3
DOKKER Express Kasten/Großraumlimousine 1.2 TCe 115 (FEM0)	H5F 402	12.12	1197	B	84 kW	239	3
DOKKER Express Kasten/Großraumlimousine 1.5 Blue dCi 95 (FEJL)	K9K 872	06.19	1461	D	70 kW	240	10
DOKKER Express Kasten/Großraumlimousine 1.5 dCi (FEAJ)	K9K 612	12.12	1461	D	66 kW	240	10
DOKKER Express Kasten/Großraumlimousine 1.5 dCi (FEAJ)	K9K 626	12.12	1461	D	66 kW	240	10
DOKKER Express Kasten/Großraumlimousine 1.5 dCi (FEMW)	K9K 612	12.12	1461	D	63 kW	240	10
DOKKER Express Kasten/Großraumlimousine 1.5 dCi (FEMW)	K9K 830	12.12	1461	D	63 kW	240	10
DOKKER Express Kasten/Großraumlimousine 1.5 dCi 75 / Blue dCi 75 (FEJW, FEAH)	K9K 612	12.12	1461	D	55 kW	240	10
DOKKER Express Kasten/Großraumlimousine 1.5 dCi 75 / Blue dCi 75 (FEJW, FEAH)	K9K 626	12.12	1461	D	55 kW	240	10
DOKKER Express Kasten/Großraumlimousine 1.5 dCi 75 / Blue dCi 75 (FEJW, FEAH)	K9K 872	12.12	1461	D	55 kW	240	10
DOKKER Express Kasten/Großraumlimousine 1.5 dCi	K9K 838	11.12	1461	D	62 kW	240	10
DOKKER Express Kasten/Großraumlimousine 1.6 LPG	K7M 812	11.13	1598	B/G	61 kW	242	16
DOKKER Express Kasten/Großraumlimousine 1.6 LPG	K7M 828	11.13	1598	B/G	61 kW	242	16
DOKKER Express Kasten/Großraumlimousine 1.6	K7M 812	12.12	1598	B	61 kW	242	16
DOKKER Express Kasten/Großraumlimousine 1.6	K7M 828	12.12	1598	B	61 kW	242	16
DOKKER Großraumlimousine (KE_) 1.2 TCe (KEM0, KEAY)	H5F 402	11.12	1197	B	85 kW	239	3
DOKKER Großraumlimousine (KE_) 1.2 TCe (KEM0, KEAY)	H5F 408	11.12	1197	B	85 kW	239	3
DOKKER Großraumlimousine (KE_) 1.5 Blue dCi 95 (KEJL)	K9K 872	12.18	1461	D	70 kW	240	10
DOKKER Großraumlimousine (KE_) 1.5 dCi (KEAJ, KEAH)	K9K 612	11.12	1461	D	66 kW	240	10
DOKKER Großraumlimousine (KE_) 1.5 dCi (KEAJ, KEAH)	K9K 626	11.12	1461	D	66 kW	240	10
DOKKER Großraumlimousine (KE_) 1.5 dCi (KEMW)	K9K 612	11.12	1461	D	63 kW	240	10
DOKKER Großraumlimousine (KE_) 1.5 dCi (KEMW)	K9K 830	11.12	1461	D	63 kW	240	10
DOKKER Großraumlimousine (KE_) 1.5 dCi / Blue dCi 75 (KEAJ, KEAH, KEJW)	K9K 612	11.12	1461	D	55 kW	240	10
DOKKER Großraumlimousine (KE_) 1.5 dCi / Blue dCi 75 (KEAJ, KEAH, KEJW)	K9K 626	11.12	1461	D	55 kW	240	10
DOKKER Großraumlimousine (KE_) 1.5 dCi / Blue dCi 75 (KEAJ, KEAH, KEJW)	K9K 872	11.12	1461	D	55 kW	240	10
DOKKER Großraumlimousine (KE_) 1.6 LPG	K7M 812	11.13	1598	B/G	61 kW	242	16
DOKKER Großraumlimousine (KE_) 1.6 LPG	K7M 828	11.13	1598	B/G	61 kW	242	16
DOKKER Großraumlimousine (KE_) 1.6	K7M 812	11.12	1598	B	61 kW	242	16
DOKKER Großraumlimousine (KE_) 1.6	K7M 828	11.12	1598	B	61 kW	242	16
DUSTER (HM_) 1.0 LPG (HMMT)	H4D 450	01.19	999	B/G	74 kW	239	2
DUSTER (HM_) 1.0 LPG (HMMT)	H4D 460	01.19	999	B/G	74 kW	239	2
DUSTER (HM_) 1.0 LPG (HMMT)	H4D 480	01.19	999	B/G	74 kW	239	2
DUSTER (HM_) 1.0 TCe 100 (HMMT)	H4D 450	01.19	999	B	74 kW	239	2
DUSTER (HM_) 1.0 TCe 100 (HMMT)	H4D 460	01.19	999	B	74 kW	239	2
DUSTER (HM_) 1.0 TCe 100 4x4 (HMMT)	H4D 450	01.19	999	B	74 kW	239	2
DUSTER (HM_) 1.0 TCe 100 4x4 (HMMT)	H4D 460	01.19	999	B	74 kW	239	2
DUSTER (HM_) 1.0 TCe 90	H4D 470	05.21	999	B	67 kW	239	2
DUSTER (HM_) 1.0 TCe LPG	H4D 470	06.21	999	B/G	67 kW	239	2
DUSTER (HM_) 1.2 TCe 125 (HMMA)	H5F 408	10.17	1197	B	92 kW	239	3
DUSTER (HM_) 1.2 TCe 125 4x4 (HMMA)	H5F 410	10.17	1197	B	92 kW	239	3
DUSTER (HM_) 1.5 dCi 110 (HMAB)	K9K 656	10.17	1461	D	80 kW	240	10
DUSTER (HM_) 1.5 dCi 110 (HMAB)	K9K 667	10.17	1461	D	80 kW	240	10
DUSTER (HM_) 1.5 dCi 110 4x4 (HMAB)	K9K 658	10.17	1461	D	80 kW	240	10
DUSTER (HM_) 1.5 dCi 115 (HMAD)	K9K 872	10.17	1461	D	85 kW	240	10
DUSTER (HM_) 1.5 dCi 115 4x4 (HMAD)	K9K 874	10.17	1461	D	85 kW	241	11
DUSTER (HM_) 1.5 dCi 115 4x4	K9K 874	01.22	1461	D	84 kW	241	11
DUSTER (HM_) 1.5 dCi 85	K9K 830	11.21	1461	D	63 kW	240	10
DUSTER (HM_) 1.5 dCi 90 (HMAA)	K9K 656	10.17	1461	D	66 kW	240	10
DUSTER (HM_) 1.5 dCi 95 (HMAF)	K9K 872	10.17	1461	D	70 kW	240	10
DUSTER (HS_) 1.2 TCe 125 4x4	H5F 404	06.15 - 01.18	1197	B	92 kW	239	3








			ccm		kw		1	POS
DUSTER (HS_) 1.2 TCe 125 4x4	H5F 410	06.15 - 01.18	1197	B	92 kW	239	3	
DUSTER (HS_) 1.2 TCe 125	H5F 404	10.13 - 01.18	1197	B	92 kW	239	3	
DUSTER (HS_) 1.2 TCe 125	H5F 408	10.13 - 01.18	1197	B	92 kW	239	3	
DUSTER (HS_) 1.5 dCi (HSAJ)	K9K 612	10.10 - 01.18	1461	D	66 kW	240	10	
DUSTER (HS_) 1.5 dCi (HSAJ)	K9K 626	10.10 - 01.18	1461	D	66 kW	240	10	
DUSTER (HS_) 1.5 dCi (HSAJ)	K9K 884	10.10 - 01.18	1461	D	66 kW	240	10	
DUSTER (HS_) 1.5 dCi (HSAJ)	K9K 892	10.10 - 01.18	1461	D	66 kW	240	10	
DUSTER (HS_) 1.5 dCi (HSMC)	K9K 896	06.10 - 01.18	1461	D	79 kW	240	10	
DUSTER (HS_) 1.5 dCi (HSMC)	K9K 898	06.10 - 01.18	1461	D	79 kW	240	10	
DUSTER (HS_) 1.5 dCi 4x4 (HSMC, HSMD)	K9K 856	10.10 - 01.18	1461	D	81 kW	240	10	
DUSTER (HS_) 1.5 dCi 4x4 (HSMC, HSMD)	K9K 858	10.10 - 01.18	1461	D	81 kW	240	10	
DUSTER (HS_) 1.5 dCi 4x4 (HSMC, HSMD)	K9K 896	10.10 - 01.18	1461	D	81 kW	240	10	
DUSTER (HS_) 1.5 dCi 4x4 (HSMC, HSMD)	K9K 898	10.10 - 01.18	1461	D	81 kW	240	10	
DUSTER (HS_) 1.5 dCi 4x4	K9K 658	08.13 - 01.18	1461	D	80 kW	240	10	
DUSTER (HS_) 1.5 dCi 4x4	K9K 856	08.13 - 01.18	1461	D	80 kW	240	10	
DUSTER (HS_) 1.5 dCi 4x4	K9K 858	08.13 - 01.18	1461	D	80 kW	240	10	
DUSTER (HS_) 1.5 dCi 4x4	K9K 884	10.10 - 01.18	1461	D	66 kW	240	10	
DUSTER (HS_) 1.5 dCi 4x4	K9K 894	10.10 - 01.18	1461	D	66 kW	240	10	
DUSTER (HS_) 1.5 dCi 4x4	K9K 898	08.13 - 01.18	1461	D	80 kW	240	10	
DUSTER (HS_) 1.5 dCi	K9K 658	08.13 - 01.18	1461	D	80 kW	240	10	
DUSTER (HS_) 1.5 dCi	K9K 658	08.13 - 01.18	1461	D	81 kW	240	10	
DUSTER (HS_) 1.5 dCi	K9K 666	08.13 - 01.18	1461	D	80 kW	240	10	
DUSTER (HS_) 1.5 dCi	K9K 667	08.13 - 01.18	1461	D	80 kW	240	10	
DUSTER (HS_) 1.5 dCi	K9K 796	04.10 - 01.18	1461	D	63 kW	240	10	
DUSTER (HS_) 1.5 dCi	K9K 830	04.10 - 01.18	1461	D	63 kW	240	10	
DUSTER (HS_) 1.5 dCi	K9K 856	08.13 - 01.18	1461	D	80 kW	240	10	
DUSTER (HS_) 1.5 dCi	K9K 856	08.13 - 01.18	1461	D	81 kW	240	10	
DUSTER (HS_) 1.5 dCi	K9K 858	08.13 - 01.18	1461	D	80 kW	240	10	
DUSTER (HS_) 1.5 dCi	K9K 858	08.13 - 01.18	1461	D	81 kW	240	10	
DUSTER (HS_) 1.5 dCi	K9K 898	08.13 - 01.18	1461	D	81 kW	240	10	
DUSTER (HS_) 1.6 16V 4x4	K4M 606	06.10 - 01.18	1598	B	77 kW	241	14	
DUSTER (HS_) 1.6 16V Hi-Flex	K4M 696	08.10 - 01.18	1598	B/E	77 kW	241	14	
DUSTER (HS_) 1.6 16V LPG	K4M 696	04.11 - 01.18	1598	B/G	77 kW	241	14	
DUSTER (HS_) 1.6 16V	K4M 690	04.10 - 01.18	1598	B	77 kW	241	15	
DUSTER (HS_) 1.6 16V	K4M 694	04.10 - 01.18	1598	B	77 kW	241	15	
DUSTER (HS_) 1.6 16V	K4M 696	04.10 - 01.18	1598	B	77 kW	241	14	
DUSTER (HS_) 1.6 16V	K4M 842	04.10 - 01.18	1598	B	77 kW	241	14	
DUSTER Kasten/SUV 1.2 TCe 125 4x4 (HSAU)	H5F 410	10.13	1197	B	92 kW	239	3	
DUSTER Kasten/SUV 1.5 dCi 4x4	K9K 658	04.13	1461	D	80 kW	240	10	
DUSTER Kasten/SUV 1.5 dCi 4x4	K9K 858	04.13	1461	D	80 kW	240	10	
DUSTER Kasten/SUV 1.5 dCi 4x4	K9K 884	04.11	1461	D	66 kW	240	10	
DUSTER Kasten/SUV 1.5 dCi 4x4	K9K 894	04.11	1461	D	66 kW	240	10	
DUSTER Kasten/SUV 1.5 dCi	K9K 666	04.13	1461	D	80 kW	240	10	
DUSTER Kasten/SUV 1.5 dCi	K9K 856	04.13	1461	D	80 kW	240	10	
DUSTER Kasten/SUV 1.5 dCi	K9K 884	04.11	1461	D	66 kW	240	10	
DUSTER Kasten/SUV 1.5 dCi	K9K 892	04.11	1461	D	66 kW	240	10	
DUSTER Kasten/SUV 1.6 16V 4x4	K4M 606	04.11	1598	B	77 kW	241	14	
DUSTER Kasten/SUV 1.6 16V Hi-Flex	K4M 696	04.11	1598	B/E	77 kW	241	14	
DUSTER Kasten/SUV 1.6 16V	K4M 606	04.11	1598	B	77 kW	241	14	
DUSTER Kasten/SUV 1.6 16V	K4M 690	04.11	1598	B	77 kW	241	15	
DUSTER Kasten/SUV 1.6 16V	K4M 694	04.11	1598	B	77 kW	241	15	
DUSTER Kasten/SUV 1.6 16V	K4M 696	04.11	1598	B	77 kW	241	14	
DUSTER Kasten/SUV 1.6 16V	K4M 842	04.11	1598	B	77 kW	241	14	
DUSTER 1.6 D 4WD	F8M 700	03.88 - 12.93	1596	D	41 kW	241	13	
JOGGER 1.0 TCe 100 ECO-G (RKMT)	H4D 480	03.22	999	B/G	74 kW	239	2	
JOGGER 1.0 TCe 90 ECO-G	H4D 470	03.22	999	B/G	67 kW	239	2	
LODGY (JS_) 1.2 TCe (JSAY, JSM0)	H5F 402	03.12	1197	B	85 kW	239	3	
LODGY (JS_) 1.2 TCe (JSAY, JSM0)	H5F 408	03.12	1197	B	85 kW	239	3	
LODGY (JS_) 1.5 Blue dCi 115 (JSJT)	K9K 872	08.18	1461	D	85 kW	240	10	
LODGY (JS_) 1.5 Blue dCi 95 (JSJL)	K9K 872	08.18	1461	D	70 kW	240	10	
LODGY (JS_) 1.5 dCi (JSMW)	K9K 612	11.12	1461	D	63 kW	240	10	
LODGY (JS_) 1.5 dCi (JSMW)	K9K 830	11.12	1461	D	63 kW	240	10	




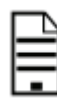






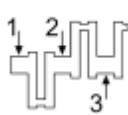
LODGY (JS_) 1.5 dCi	K9K 612	03.12	1461	D	66 kW	240	10
LODGY (JS_) 1.5 dCi	K9K 626	03.12	1461	D	66 kW	240	10
LODGY (JS_) 1.5 dCi	K9K 666	06.15	1461	D	80 kW	240	10
LODGY (JS_) 1.5 dCi	K9K 666	03.12	1461	D	81 kW	240	10
LODGY (JS_) 1.5 dCi	K9K 846	01.13	1461	D	79 kW	240	10
LODGY (JS_) 1.5 dCi	K9K 846	06.15	1461	D	80 kW	240	10
LODGY (JS_) 1.5 dCi	K9K 846	03.12	1461	D	81 kW	240	10
LODGY (JS_) 1.6 LPG	K7M 812	11.13	1598	B/G	61 kW	242	16
LODGY (JS_) 1.6 LPG	K7M 828	11.13	1598	B/G	61 kW	242	16
LODGY (JS_) 1.6	K7M 812	03.12	1598	B	61 kW	242	16
LODGY (JS_) 1.6	K7M 828	03.12	1598	B	61 kW	242	16
LOGAN (LS_) 1.0 Hi-Flex (LS0R, LS1G)	D4D 760	01.11 - 10.12	999	B/E	56 kW	239	1
LOGAN (LS_) 1.2 16V (LS1N, LS02, BS02)	D4F 732	02.06	1149	B	55 kW	239	1
LOGAN (LS_) 1.2 16V (LS1N, LS02, BS02)	D4F 734	02.06	1149	B	55 kW	239	1
LOGAN (LS_) 1.2 16V LPG	D4F 734	02.06	1149	B/G	55 kW	239	1
LOGAN (LS_) 1.4 (LS0A, LS0C, LSOE, LSOG)	K7J 710	09.04	1390	B	55 kW	241	14
LOGAN (LS_) 1.4 (LS0A, LS0C, LSOE, LSOG)	K7J 714	09.04	1390	B	55 kW	241	14
LOGAN (LS_) 1.4 MPI LPG (LS0C)	K7J 710	02.06 - 12.12	1390	B/G	55 kW	241	14
LOGAN (LS_) 1.4 MPI LPG (LS0C)	K7J 714	02.06 - 12.12	1390	B/G	55 kW	241	14
LOGAN (LS_) 1.5 dCi (LS04)	K9K 892	05.10	1461	D	65 kW	240	10
LOGAN (LS_) 1.5 dCi (LS04)	K9K 892	05.10 - 12.12	1461	D	55 kW	240	10
LOGAN (LS_) 1.5 dCi (LS0J, LS0Y)	K9K 790	09.05	1461	D	48 kW	240	10
LOGAN (LS_) 1.5 dCi (LS0K)	K9K 792	01.06 - 12.12	1461	D	50 kW	240	10
LOGAN (LS_) 1.5 dCi (LS0W)	K9K 796	09.07 - 12.11	1461	D	63 kW	240	10
LOGAN (LS_) 1.6 (LS0B, LS0D, LS0F, LS0H)	K7M 710	09.04	1598	B	64 kW	242	16
LOGAN (LS_) 1.6 (LS0B, LS0D, LS0F, LS0H)	K7M 718	09.04	1598	B	64 kW	242	16
LOGAN (LS_) 1.6 16V (LS09, LS0L, LS0M, LS0P, LS0V, LS18, LS1S, LS1V,...)	K4M 690	02.06	1598	B	77 kW	241	15
LOGAN (LS_) 1.6 16V (LS09, LS0L, LS0M, LS0P, LS0V, LS18, LS1S, LS1V,...)	K4M 694	02.06	1598	B	77 kW	241	15
LOGAN (LS_) 1.6 16V (LS09, LS0L, LS0M, LS0P, LS0V, LS18, LS1S, LS1V,...)	K4M 696	02.06	1598	B	77 kW	241	14
LOGAN (LS_) 1.6 16V (LS09, LS0L, LS0M, LS0P, LS0V, LS18, LS1S, LS1V,...)	K4M 697	02.06	1598	B	77 kW	241	14
LOGAN (LS_) 1.6 16V (LS09, LS0L, LS0M, LS0P, LS0V, LS18, LS1S, LS1V,...)	K4M 698	02.06	1598	B	77 kW	241	14
LOGAN (LS_) 1.6 16V Flexifuel	K4M 696	07.10	1598	B/E	77 kW	241	14
LOGAN (LS_) 1.6 Bifuel	K7M 718	05.10	1598	B/G	62 kW	242	16
LOGAN (LS_) 1.6 LPG	K7M 718	08.04 - 03.11	1598	B/G	64 kW	242	16
LOGAN (LS_) 1.6 MPI 85	K7M 800	05.10	1598	B	62 kW	242	16
LOGAN EXPRESS (FS_) 1.4	K7J 710	03.09	1390	B	55 kW	241	14
LOGAN EXPRESS (FS_) 1.5 dCi (FS0K)	K9K 792	03.09	1461	D	50 kW	240	10
LOGAN EXPRESS (FS_) 1.5 dCi (FS0W)	K9K 796	03.09	1461	D	63 kW	240	10
LOGAN EXPRESS (FS_) 1.5 dCi (FS0Y, FS00, FS0J)	K9K 794	10.07 - 12.12	1461	D	48 kW	240	10
LOGAN EXPRESS (FS_) 1.5 dCi	K9K 892	05.10	1461	D	55 kW	240	10
LOGAN EXPRESS (FS_) 1.5 dCi	K9K 892	05.10	1461	D	65 kW	240	10
LOGAN EXPRESS (FS_) 1.6 LPG	K7M 818	05.10 - 12.12	1598	B/G	62 kW	242	17
LOGAN EXPRESS (FS_) 1.6 MPI 85	K7M 800	05.10	1598	B	62 kW	242	16
LOGAN EXPRESS (FS_) 1.6	K7M 710	03.09	1598	B	64 kW	242	16
LOGAN III 1.0 TCe 100 ECO-G	H4D 480	05.21	999	B/G	74 kW	239	2
LOGAN II 1.0 LPG	H4D 450	11.19	999	B/G	74 kW	239	2
LOGAN II 1.0 LPG	H4D 460	11.19	999	B/G	74 kW	239	2
LOGAN II 1.0 TCe 100	H4D 450	11.19	999	B	74 kW	239	2
LOGAN II 1.0 TCe 100	H4D 460	11.19	999	B	74 kW	239	2
LOGAN II 1.2 LPG	D4F 734	10.12	1149	B/G	55 kW	239	1
LOGAN II 1.2 LPG	D4F 734	02.13	1149	B/G	53 kW	239	1
LOGAN II 1.2	D4F 732	10.12	1149	B	55 kW	239	1
LOGAN II 1.5 Blue dCi 95 (L&JL)	K9K 872	05.18	1461	D	70 kW	240	10
LOGAN II 1.5 dCi / Blue dCi 75	K9K 612	10.12	1461	D	55 kW	240	10
LOGAN II 1.5 dCi / Blue dCi 75	K9K 626	10.12	1461	D	55 kW	240	10
LOGAN II 1.5 dCi / Blue dCi 75	K9K 872	10.12	1461	D	55 kW	240	10
LOGAN II 1.5 dCi	K9K 612	10.12	1461	D	66 kW	240	10
LOGAN II 1.5 dCi	K9K 626	10.12	1461	D	66 kW	240	10
LOGAN II 1.5 dCi	K9K 830	01.13	1461	D	63 kW	240	10
LOGAN II 1.5 dCi	K9K 838	01.13	1461	D	63 kW	240	10
LOGAN II 1.6 16V	K4M 842	01.13	1598	B	77 kW	241	14
LOGAN II 1.6	K7M 812	09.16	1598	B	59 kW	242	16

			ccm		kw		1	POS
LOGAN II 1.6	K7M 812	06.13 - 08.16	1598	B	63 kW	242	16	
LOGAN II TCe 90 LPG	H4B 405	09.15	898	B/G	66 kW	239	2	
LOGAN II TCe 90 LPG	H4B 410	09.15	898	B/G	66 kW	239	2	
LOGAN II TCe 90	H4B 400	10.12	898	B	66 kW	239	2	
LOGAN II TCe 90	H4B 408	10.12	898	B	66 kW	239	2	
LOGAN MCV (KS_) 1.4	K7J 710	02.07	1390	B	55 kW	241	14	
LOGAN MCV (KS_) 1.5 dCi (KS04)	K9K 892	05.10 - 06.13	1461	D	55 kW	240	10	
LOGAN MCV (KS_) 1.5 dCi (KS04)	K9K 892	05.10	1461	D	65 kW	240	10	
LOGAN MCV (KS_) 1.5 dCi (KS0K)	K9K 792	02.07	1461	D	50 kW	240	10	
LOGAN MCV (KS_) 1.5 dCi (KS0W)	K9K 796	09.07 - 12.12	1461	D	63 kW	240	10	
LOGAN MCV (KS_) 1.5 dCi	K9K 790	04.08 - 06.13	1461	D	48 kW	240	10	
LOGAN MCV (KS_) 1.6 (KS0B, KS0D, KS0F)	K7M 710	02.07 - 06.13	1598	B	64 kW	242	16	
LOGAN MCV (KS_) 1.6 (KS0B, KS0D, KS0F)	K7M 718	02.07 - 06.13	1598	B	64 kW	242	16	
LOGAN MCV (KS_) 1.6 16V (KS0L, KS0M, KS0P, KS1S)	K4M 690	02.07	1598	B	77 kW	241	15	
LOGAN MCV (KS_) 1.6 16V (KS0L, KS0M, KS0P, KS1S)	K4M 696	02.07	1598	B	77 kW	241	14	
LOGAN MCV (KS_) 1.6 16V (KS0L, KS0M, KS0P, KS1S)	K4M 697	02.07	1598	B	77 kW	241	14	
LOGAN MCV (KS_) 1.6 16V Hi-Flex	K4M 690	11.09	1598	B/E	77 kW	241	15	
LOGAN MCV (KS_) 1.6 16V Hi-Flex	K4M 694	11.09	1598	B/E	77 kW	241	15	
LOGAN MCV (KS_) 1.6 Bifuel	K7M 710	11.08	1598	B/G	64 kW	242	16	
LOGAN MCV (KS_) 1.6 Bifuel	K7M 718	05.10	1598	B/G	62 kW	242	16	
LOGAN MCV (KS_) 1.6 MPI 85	K7M 800	05.10	1598	B	62 kW	242	16	
LOGAN MCV II 1.0 LPG (K8ML)	H4D 450	11.19	999	B/G	74 kW	239	2	
LOGAN MCV II 1.0 LPG (K8ML)	H4D 460	11.19	999	B/G	74 kW	239	2	
LOGAN MCV II 1.0 TCe 100	H4D 450	11.19	999	B	74 kW	239	2	
LOGAN MCV II 1.0 TCe 100	H4D 460	11.19	999	B	74 kW	239	2	
LOGAN MCV II 1.2 LPG	D4F 734	02.13	1149	B/G	55 kW	239	1	
LOGAN MCV II 1.2 LPG	D4F 734	02.13	1149	B/G	53 kW	239	1	
LOGAN MCV II 1.2	D4F 732	02.13	1149	B	55 kW	239	1	
LOGAN MCV II 1.2	D4F 732	05.15	1149	B	54 kW	239	1	
LOGAN MCV II 1.5 Blue dCi 95 (K8JL)	K9K 872	10.18	1461	D	70 kW	240	10	
LOGAN MCV II 1.5 dCi	K9K 612	02.13	1461	D	55 kW	240	10	
LOGAN MCV II 1.5 dCi	K9K 612	02.13	1461	D	66 kW	240	10	
LOGAN MCV II 1.5 dCi	K9K 626	02.13	1461	D	55 kW	240	10	
LOGAN MCV II 1.5 dCi	K9K 626	02.13	1461	D	66 kW	240	10	
LOGAN MCV II 1.5 dCi	K9K 830	02.13	1461	D	63 kW	240	10	
LOGAN MCV II 1.5 dCi	K9K 838	02.13	1461	D	63 kW	240	10	
LOGAN MCV II 1.6	K7M 812	06.13	1598	B	62 kW	242	16	
LOGAN MCV II TCe 90 (K8M1)	H4B 400	02.13	898	B	66 kW	239	2	
LOGAN MCV II TCe 90 (K8M1)	H4B 408	02.13	898	B	66 kW	239	2	
LOGAN MCV II TCe 90 LPG	H4B 405	09.15	898	B/G	66 kW	239	2	
LOGAN MCV II TCe 90 LPG	H4B 410	09.15	898	B/G	66 kW	239	2	
LOGAN Pick-up (US_) 1.4	K7J 710	01.09	1390	B	55 kW	241	14	
LOGAN Pick-up (US_) 1.5 dCi (US00, US0J, US0Y)	K9K 794	04.08 - 12.12	1461	D	48 kW	240	10	
LOGAN Pick-up (US_) 1.5 dCi (US0K)	K9K 792	03.08	1461	D	50 kW	240	10	
LOGAN Pick-up (US_) 1.5 dCi (US0W)	K9K 796	03.08	1461	D	63 kW	240	10	
LOGAN Pick-up (US_) 1.5 dCi	K9K 892	05.10	1461	D	55 kW	240	10	
LOGAN Pick-up (US_) 1.5 dCi	K9K 892	05.10	1461	D	65 kW	240	10	
LOGAN Pick-up (US_) 1.6 16V (US1Y)	K4M 690	01.10 - 08.13	1598	B	77 kW	241	15	
LOGAN Pick-up (US_) 1.6 Bifuel	K7M 800	05.10	1598	B/G	62 kW	242	16	
LOGAN Pick-up (US_) 1.6 MPI 85	K7M 800	05.10	1598	B	62 kW	242	16	
LOGAN Pick-up (US_) 1.6	K7M 710	03.08	1598	B	64 kW	242	16	
NOVA 1.4	C2J	04.96 - 03.01	1397	B	48 kW	240	9	
PICK UP 1.4	102.00	09.89 - 09.00	1397	B	48 kW	240	8	
PICK UP 1.9 D	F8Q 636	02.00 - 05.08	1870	D	47 kW	243	21	
PICK UP 1.9 D	F8Q 636	01.04 - 12.06	1870	D	46 kW	243	21	
SANDERO III 1.0 TCe 100 ECO-G	H4D 480	01.21	999	B/G	74 kW	239	2	
SANDERO III 1.0 TCe 100	H4D 480	01.21	999	B	74 kW	239	2	
SANDERO III 1.0 TCe 90 ECO-G	H4D 470	01.21	999	B/G	67 kW	239	2	
SANDERO III 1.0 TCe 90	H4D 470	01.21	999	B	67 kW	239	2	
SANDERO II 1.0 LPG (B8ML)	H4D 450	11.19	999	B/G	74 kW	239	2	
SANDERO II 1.0 LPG (B8ML)	H4D 460	11.19	999	B/G	74 kW	239	2	
SANDERO II 1.0 TCe 100 (B8ML)	H4D 450	11.19	999	B	74 kW	239	2	

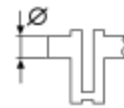


							
SANDERO II 1.0 TCe 100 (B8ML)	H4D 460	11.19	999	B	74 kW	239	2
SANDERO II 1.2 LPG	D4F 732	10.12	1149	B/G	55 kW	239	1
SANDERO II 1.2 LPG	D4F 734	10.12	1149	B/G	55 kW	239	1
SANDERO II 1.2	D4F 732	10.12	1149	B	55 kW	239	1
SANDERO II 1.2	D4F 732	05.15	1149	B	54 kW	239	1
SANDERO II 1.5 Blue dCi 95 (B8JL)	K9K 872	08.18	1461	D	70 kW	240	10
SANDERO II 1.5 dCi 75 / Blue dCi 75 (B8JW, B8M4, B8AH, B8M7, B8M6)	K9K 612	10.12	1461	D	55 kW	240	10
SANDERO II 1.5 dCi 75 / Blue dCi 75 (B8JW, B8M4, B8AH, B8M7, B8M6)	K9K 626	10.12	1461	D	55 kW	240	10
SANDERO II 1.5 dCi 75 / Blue dCi 75 (B8JW, B8M4, B8AH, B8M7, B8M6)	K9K 838	10.12	1461	D	55 kW	240	10
SANDERO II 1.5 dCi 75 / Blue dCi 75 (B8JW, B8M4, B8AH, B8M7, B8M6)	K9K 872	10.12	1461	D	55 kW	240	10
SANDERO II 1.5 dCi	K9K 612	10.12	1461	D	66 kW	240	10
SANDERO II 1.5 dCi	K9K 626	10.12	1461	D	66 kW	240	10
SANDERO II 1.5 dCi	K9K 830	01.13	1461	D	63 kW	240	10
SANDERO II 1.6	K7M 812	11.12	1598	B	63 kW	242	16
SANDERO II 1.6	K7M 812	09.16	1598	B	59 kW	242	16
SANDERO II TCe 90 (B8M1, B8MA)	H4B 400	10.12	898	B	66 kW	239	2
SANDERO II TCe 90 (B8M1, B8MA)	H4B 408	10.12	898	B	66 kW	239	2
SANDERO II TCe 90 LPG (B8M1)	H4B 410	09.15	898	B/G	66 kW	239	2
SANDERO 1.0 Hi-Flex	D4D 760	01.11 - 12.12	999	B/E	56 kW	239	1
SANDERO 1.2 16V LPG	D4F 732	11.08	1149	B/G	55 kW	239	1
SANDERO 1.2 16V	D4F 732	11.08	1149	B	55 kW	239	1
SANDERO 1.4 (BS0C, BS0A, BS0G, BS1F, BS0E)	K7J 710	06.08	1390	B	55 kW	241	14
SANDERO 1.4 (BS0C, BS0A, BS0G, BS1F, BS0E)	K7J 714	06.08	1390	B	55 kW	241	14
SANDERO 1.4 MPI LPG	K7J 714	01.09	1390	B/G	53 kW	241	14
SANDERO 1.5 dCi	K9K 790	11.08	1461	D	48 kW	240	10
SANDERO 1.5 dCi	K9K 792	11.08	1461	D	50 kW	240	10
SANDERO 1.5 dCi	K9K 796	11.08	1461	D	63 kW	240	10
SANDERO 1.5 dCi	K9K 892	05.10	1461	D	55 kW	240	10
SANDERO 1.5 dCi	K9K 892	05.10	1461	D	65 kW	240	10
SANDERO 1.6 (BS0D, BS0B, BS0F, BS0H)	K7M 710	06.08	1598	B	64 kW	242	16
SANDERO 1.6 (BS0D, BS0B, BS0F, BS0H)	K7M 718	06.08	1598	B	64 kW	242	16
SANDERO 1.6 16V Bifuel	K4M 690	01.11	1598	B/E	77 kW	241	15
SANDERO 1.6 16V Bifuel	K4M 694	01.11	1598	B/E	77 kW	241	15
SANDERO 1.6 16V Bifuel	K4M 696	01.11	1598	B/E	77 kW	241	14
SANDERO 1.6 16V	K4M 690	07.11	1598	B	77 kW	241	15
SANDERO 1.6 16V	K4M 694	07.11	1598	B	77 kW	241	15
SANDERO 1.6 Hi-Flex (BS1H)	K7M 732	06.08 - 12.12	1598	B/E	64 kW	242	16
SANDERO 1.6 LPG (BS03)	K7M 818	01.11 - 12.12	1598	B/G	60 kW	242	17
SANDERO 1.6 LPG	K7M 718	06.08 - 12.12	1598	B/G	64 kW	242	16
SANDERO 1.6 LPG	K7M 818	05.10 - 10.12	1598	B/G	62 kW	242	17
SANDERO 1.6 MPI 85 (BS03)	K7M 800	05.10 - 06.13	1598	B	62 kW	242	16
SANDERO 1.6 MPI 85 (BS03)	K7M 818	05.10 - 06.13	1598	B	62 kW	242	17
SOLENZA (B41_) 1.4 (B41A, B41B, B41C)	E7J 262	02.03 - 10.05	1390	B	55 kW	240	7
SOLENZA (B41_) 1.4 (B41A, B41B, B41C)	K7J 710	02.03 - 10.05	1390	B	55 kW	241	14
SOLENZA (B41_) 1.9 D (B41E, B41F, B41G)	F8Q 630	02.03	1870	D	46 kW	243	20
SOLENZA (B41_) 1.9 D (B41E, B41F, B41G)	F8Q 636	02.03	1870	D	46 kW	243	21
SUPERNOVA 1.4	E7J 262	04.00 - 03.03	1390	B	55 kW	240	7

ENGINE			ccm	kW			1 POS	ENGINE			ccm	kW			1 POS
102.00	76,000	4	1397	48 kW	B	240	8	K7J 710	79,500	4	1390	55 kW	B	241	14
810-02/-99	73,000	4	1289	40 kW	B	239	4	K7J 714	79,500	4	1390	53 - 55 kW	B	241	14
810-99	73,000	4	1289	40 - 48 kW	B	239	5	K7M 690	79,500	4	1598	77 kW	B	242	16
810.02	73,000	4	1289	41 - 41 kW	B	240	6	K7M 710	79,500	4	1598	64 kW	B	242	16
C2J	76,000	4	1397	48 kW	B	240	9	K7M 718	79,500	4	1598	62 - 64 kW	B	242	16
CY	76,500	4	1588	51 - 51 kW	D	241	12	K7M 732	79,500	4	1598	64 kW	B	242	16
D4D 760	69,000	4	999	56 - 56 kW	B	239	1	K7M 800	79,500	4	1598	62 kW	B	242	16
D4F 732	69,000	4	1149	54 - 55 kW	B	239	1	K7M 812	79,500	4	1598	59 - 64 kW	B	242	16
D4F 734	69,000	4	1149	53 - 55 kW	B	239	1	K7M 818	79,500	4	1598	60 - 62 kW	B	242	17
E7J 262	75,800	4	1390	55 kW	B	240	7	K7M 828	79,500	4	1598	61 kW	B	242	16
F8M 700	78,000	4	1596	40 - 41 kW	D	241	13	K7MA8	79,500	4	1598	61 kW	B	242	18
F8Q 600	80,000	4	1870	44 - 48 kW	D	243	19	K9K 612	76,000	4	1461	55 - 66 kW	D	240	10
F8Q 630	80,000	4	1870	46 - 48 kW	D	243	20	K9K 626	76,000	4	1461	55 - 66 kW	D	240	10
F8Q 636	80,000	4	1870	45 - 47 kW	D	243	21	K9K 656	76,000	4	1461	66 - 81 kW	D	240	10
H4B 400	72,200	3	898	66 kW	B	239	2	K9K 657	76,000	4	1461	80 - 81 kW	D	240	10
H4B 405	72,200	3	898	66 kW	B	239	2	K9K 658	76,000	4	1461	80 kW	D	240	10
H4B 408	72,200	3	898	66 kW	B	239	2	K9K 666	76,000	4	1461	80 - 81 kW	D	240	10
H4B 410	72,200	3	898	66 kW	B	239	2	K9K 667	76,000	4	1461	80 kW	D	240	10
H4D 450	72,200	3	999	74 kW	B/G	239	2	K9K 790	76,000	4	1461	48 kW	D	240	10
H4D 460	72,200	3	999	74 kW	B/G	239	2	K9K 792	76,000	4	1461	50 kW	D	240	10
H4D 470	72,200	3	999	67 kW	B	239	2	K9K 794	76,000	4	1461	48 kW	D	240	10
H4D 480	72,200	3	999	74 kW	B/G	239	2	K9K 796	76,000	4	1461	63 kW	D	240	10
H5F 402	72,200	4	1197	84 - 85 kW	B	239	3	K9K 830	76,000	4	1461	63 kW	D	240	10
H5F 404	72,200	4	1197	92 kW	B	239	3	K9K 838	76,000	4	1461	55 - 63 kW	D	240	10
H5F 408	72,200	4	1197	74 - 97 kW	B	239	3	K9K 846	76,000	4	1461	79 - 81 kW	D	240	10
H5F 410	72,200	4	1197	92 kW	B	239	3	K9K 856	76,000	4	1461	80 - 81 kW	D	240	10
K4M 606	79,500	4	1598	77 kW	B	241	14	K9K 858	76,000	4	1461	80 - 81 kW	D	240	10
K4M 690	79,500	4	1598	77 kW	B	241	15	K9K 872	76,000	4	1461	55 - 85 kW	D	240	10
K4M 694	79,500	4	1598	77 kW	B	241	15	K9K 874	76,000	4	1461	84 - 85 kW	D	241	11
K4M 696	79,500	4	1598	77 kW	B	241	14	K9K 884	76,000	4	1461	66 kW	D	240	10
K4M 697	79,500	4	1598	77 - 82 kW	B	241	14	K9K 892	76,000	4	1461	55 - 66 kW	D	240	10
K4M 698	79,500	4	1598	77 - 82 kW	B	241	14	K9K 894	76,000	4	1461	66 - 67 kW	D	240	10
K4M 842	79,500	4	1598	77 kW	B	241	14	K9K 896	76,000	4	1461	79 - 81 kW	D	240	10
K4M 845	79,500	4	1598	77 kW	B	241	14	K9K 898	76,000	4	1461	79 - 81 kW	D	240	10



Type



69,000 mm

1

D4D 760 , D4F 732 , D4F 734 ,

403801-00-4											5 pairs
-25-4	1,2,4,5	HL	AL	43,990	47,612	18,800	↑	O2G	1,795	4 pairs	
-50-4				44,010	47,625		↓				
-75-4											
-100-4	3	FL ↓ HL	AL	43,990	47,612	23,900	↑	O2G	1,795	1 pair	
				44,010	47,625	↓ 18,800	↓				
433801-00-4											4 pairs
-25-4	1-4	PL	AL	39,984	43,639	16,250			1,810		
-50-4				40,000	43,650						
-75-4											
-100-4											

72,200 mm

2

H4B 400 , H4B 405 , H4B 408 , H4B 410 , H4D 450 , H4D 460 , H4D 470 , H4D 480 ,

403830-00-3											4 pairs
-25-3	1-4	HL	AL	41,990	46,030	16,100	↑	O2G	2,004		
-50-3				42,010	46,049		↓				
433831-00-3											3 pairs
-25-3	1-3	PL	AL	41,990	45,677	17,300			1,820		
-50-3				42,010	45,690						

72,200 mm

3

H5F 402 , H5F 404 , H5F 408 , H5F 410 ,

403829-00-4											5 pairs
-25-4	1-5	HL	AL		51,900	16,050	↑	O2G	1,994		
-50-4					51,900		↓				
433831-00-4											4 pairs
-25-4	1-4	PL	AL	41,990	45,677	17,300			1,820		
-50-4				42,010	45,690						

73,000 mm

4

810-02/-99

401301-00-4											5 pairs
-25-4	1-5	HL	AL	54,785	58,731	19,500	↑	LO2G	1,950		
-50-4				54,805	58,750		↓	L			
-75-4											
411112-00-1											1 pair
-10-1	1	AS	AL	50,500	67,670		↑	L G	2,360		
				50,750	67,920		↓	L G			
413805-00-1											1 pair
	1	AS	AL	60,500	79,750		↑	G	2,850		
				60,750	80,000		↓	G			
433806-00-4											4 pairs
-25-4	1-4	PL	AL	43,964	47,614	17,750	↑	L	1,806		
-50-4				43,980	47,625		↓	L			
-75-4											

73,000 mm

5

810-99

401301-00-4											5 pairs
-25-4	1-5	HL	AL	54,785	58,731	19,500	↑	LO2G	1,950		
-50-4				54,805	58,750		↓	L			
-75-4											
413805-00-1											1 pair
	1	AS	AL	60,500	79,750		↑	G	2,850		
				60,750	80,000		↓	G			
433806-00-4											4 pairs
-25-4	1-4	PL	AL	43,964	47,614	17,750	↑	L	1,806		
-50-4				43,980	47,625		↓	L			
-75-4											



Type

73,000 mm

6

810.02

411112-00-1 1 pair									
-10-1	1	AS	AL	50,500	67,670		↑ L	G	2,360
				50,750	67,920		↓ L	G	

75,800 mm

7

E7J 262

401301-00-4 5 pairs									
-25-4	1-5	HL	AL	54,785	58,731	19,500	↑ L	O2G	1,950
-50-4				54,805	58,750		↓ L		
-75-4									

433806-00-4 4 pairs									
--	--	--	--	--	--	--	--	--	--

-25-4	1-4	PL	AL	43,964	47,614	17,750	↑ L		1,806
-50-4				43,980	47,625		↓ L		
-75-4									

76,000 mm

8

102.00

401301-00-4 5 pairs									
-25-4	1-5	HL	AL	54,785	58,731	19,500	↑ L	O2G	1,950
-50-4				54,805	58,750		↓ L		
-75-4									

433806-00-4 4 pairs									
--	--	--	--	--	--	--	--	--	--

-25-4	1-4	PL	AL	43,964	47,614	17,750	↑ L		1,806
-50-4				43,980	47,625		↓ L		
-75-4									

76,000 mm

9

C2J

401301-00-4 5 pairs									
-25-4	1-5	HL	AL	54,785	58,731	19,500	↑ L	O2G	1,950
-50-4				54,805	58,750		↓ L		
-75-4									

413805-00-1 1 pair									
---	--	--	--	--	--	--	--	--	--

	1	AS	AL	60,500	79,750		↑	G	2,850
				60,750	80,000		↓	G	

433806-00-4 4 pairs									
--	--	--	--	--	--	--	--	--	--

-25-4	1-4	PL	AL	43,964	47,614	17,750	↑ L		1,806
-50-4				43,980	47,625		↓ L		
-75-4									

76,000 mm

10

K9K 612, K9K 626, K9K 656, K9K 657, K9K 658, K9K 666, K9K 667, K9K 790, K9K 792, K9K 794, K9K 796, K9K 830, K9K 838, K9K 846, K9K 856, K9K 858, K9K 872, K9K 884, K9K 892, K9K 894, K9K 896, K9K 898,

403804-00-4 5 pairs									
--	--	--	--	--	--	--	--	--	--

-25-4	1-5	HL	AL	47,990	51,936	19,500	↑	O2G	1,950
-50-4				48,010	51,949		↓		
-75-4									

413802-00-1 1 pair									
---	--	--	--	--	--	--	--	--	--

-10-1		AS	AL	52,710	73,410		↑	G	2,840
-15-1				53,210	73,910		↓	G	

433805-00-4 4 pairs									
--	--	--	--	--	--	--	--	--	--

-25-4	1-4	PL	AL	43,964	47,614	20,750			1,807
-50-4				43,980	47,625	↓ 17,750			
-75-4									

433826-00-4 4 pairs									
--	--	--	--	--	--	--	--	--	--

-25-4	1-4	PL	CU3	43,964	47,614	20,750			1,807
-50-4				43,980	47,625	↓ 17,750			

443808-00-4 4 pairs									
--	--	--	--	--	--	--	--	--	--

	1-4	PB	CU2 LF	25,995	28,500	22,500	↑	O2	1,420
				26,000	28,521		↓		



76,000 mm										11
K9K 874										
403804-00-4										5 pairs
-25-4	1-5	HL	AL	47,990	51,936	19,500	↑	O2G	1,950	
-50-4				48,010	51,949		↓			
-75-4										
413802-00-1										1 pair
-10-1		AS	AL	52,710	73,410		↑	G	2,840	
-15-1				53,210	73,910		↓	G		
76,500 mm										12
CY										
405002-00-4 *										5 pairs
-25-4	1,2,5	HL	AL	53,958	59,000	18,500	↑	LO1G	2,502	3 pairs
-50-4				53,978	59,019		↓	L		
-75-4										
-100-4	4	HL	AL	53,958	59,000	18,500	↑	LO1G	2,502	1 pair
				53,978	59,019		↓	LO1G		
	3	FL	AL	53,958	59,000	24,930	↑	LO1G	2,502	1 pair
				53,978	59,019		↓	L		
78,000 mm										13
F8M 700										
433803-00-4										4 pairs
-25-4	1-4	PL	AL	48,000	51,587	20,500	↑	L	1,768	
-50-4				48,020	51,600		↓	L		
-75-4										
79,500 mm										14
K4M 606 , K4M 696 , K4M 697 , K4M 698 , K4M 842 , K4M 845 , K7J 710 , K7J 714 ,										
403804-00-4										5 pairs
-25-4	1-5	HL	AL	47,990	51,936	19,500	↑	O2G	1,950	
-50-4				48,010	51,949		↓			
-75-4										
413802-00-1										1 pair
-10-1		AS	AL	52,710	73,410		↑	G	2,840	
-15-1				53,210	73,910		↓	G		
433806-00-4										4 pairs
-25-4	1-4	PL	AL	43,964	47,614	17,750	↑	L	1,806	
-50-4				43,980	47,625		↓	L		
-75-4										
79,500 mm										15
K4M 690 , K4M 694 ,										
403804-00-4										5 pairs
-25-4	1-5	HL	AL	47,990	51,936	19,500	↑	O2G	1,950	
-50-4				48,010	51,949		↓			
-75-4										
413802-00-1										1 pair
-10-1		AS	AL	52,710	73,410		↑	G	2,840	
-15-1				53,210	73,910		↓	G		
433806-00-4										4 pairs
-25-4	1-4	PL	AL	43,964	47,614	17,750	↑	L	1,806	
-50-4				43,980	47,625		↓	L		
-75-4										
433813-00-4										4 pairs
-25-4	1-4	PL	AL	43,960	47,610	17,750			1,808	
-50-4				43,980	47,628					



79,500 mm **16**

K7M 690 , K7M 710 , K7M 718 , K7M 732 , K7M 800 , K7M 812 , K7M 828 ,

403805-00-4 5 pairs									
-25-4		HL	AL	48,000	51,935	19,500	↑ O2G	1,950	3 pairs
-50-4				48,011	51,943		↓		
		HL	AL	48,000	51,935	19,500	↑ O2G	1,950	2 pairs
				48,011	51,943		↓ O2G		
403819-00-4 5 pairs									
-25-4		HL	AL	47,990	51,936	19,500	↑ LO1G	1,945	3 pairs
-50-4				48,010	51,949		↓ LO1		
		HL	AL	47,990	51,936	19,500	↑ LO1G	1,945	2 pairs
				48,010	51,949		↓ LO1G		
413802-00-1 1 pair									
-10-1		AS	AL	52,710	73,410		↑ G	2,840	
-15-1				53,210	73,910		↓ G		
433806-00-4 4 pairs									
-25-4	1-4	PL	AL	43,964	47,614	17,750	↑ L	1,806	
-50-4				43,980	47,625		↓ L		
-75-4									
433813-00-4 4 pairs									
-25-4	1-4	PL	AL	43,960	47,610	17,750		1,808	
-50-4				43,980	47,628				

79,500 mm **17**

K7M 818

403819-00-4 5 pairs									
-25-4		HL	AL	47,990	51,936	19,500	↑ LO1G	1,945	3 pairs
-50-4				48,010	51,949		↓ LO1		
		HL	AL	47,990	51,936	19,500	↑ LO1G	1,945	2 pairs
				48,010	51,949		↓ LO1G		
413802-00-1 1 pair									
-10-1		AS	AL	52,710	73,410		↑ G	2,840	
-15-1				53,210	73,910		↓ G		
433806-00-4 4 pairs									
-25-4	1-4	PL	AL	43,964	47,614	17,750	↑ L	1,806	
-50-4				43,980	47,625		↓ L		
-75-4									






79,500 mm **18**

K7MA8















403819-00-4 5 pairs									
-25-4		HL	AL	47,990	51,936	19,500	↑ LO1G	1,945	3 pairs
-50-4				48,010	51,949		↓ LO1		
		HL	AL	47,990	51,936	19,500	↑ LO1G	1,945	2 pairs
				48,010	51,949		↓ LO1G		
433806-00-4 4 pairs									
-25-4	1-4	PL	AL	43,964	47,614	17,750	↑ L	1,806	
-50-4				43,980	47,625		↓ L		
-75-4									









80,000 mm									19
F8Q 600									
413803-00-1									1 pair
-10-1		AS	AL	60,500	79,750		↑	G	2,350
-15-1				60,750	80,000		↓	G	
433521-00-4									4 pairs
-25-4	1-4	PL	AL	48,000	51,587	20,500			1,776
-50-4				48,020	51,606				
443803-00-4									4 pairs
	1-4	PB	CU2	24,005	26,000	24,750	↑	O1	1,210
				24,012	26,021		↓		
80,000 mm									20
F8Q 630									
403803-00-4									5 pairs
-25-4	1-5	HL	AL	54,785	58,731	18,500	↑	O2G	1,954
-50-4				54,795	58,744		↓		
-75-4									
413803-00-1									1 pair
-10-1		AS	AL	60,500	79,750		↑	G	2,350
-15-1				60,750	80,000		↓	G	
433521-00-4									4 pairs
-25-4	1-4	PL	AL	48,000	51,587	20,500			1,776
-50-4				48,020	51,606				
443803-00-4									4 pairs
	1-4	PB	CU2	24,005	26,000	24,750	↑	O1	1,210
				24,012	26,021		↓		
80,000 mm									21
F8Q 636									
413803-00-1									1 pair
-10-1		AS	AL	60,500	79,750		↑	G	2,350
-15-1				60,750	80,000		↓	G	
443803-00-4									4 pairs
	1-4	PB	CU2	24,005	26,000	24,750	↑	O1	1,210
				24,012	26,021		↓		

			ccm		kW		1 POS
1.5i (1C4) 1.5	G15MF	07.94 - 10.95	1498	B	57 kW	248	8
1.5i Stufenheck (1C4) 1.5	G15MF	07.94 - 10.95	1498	B	57 kW	248	8
BROUGHAM 2.0	X 20 XEV	08.94 - 12.97	1998	B	100 kW	249	13
CIELO LOAD RUNNER 1.5	G15MF	02.96 - 08.97	1498	B	55 kW	248	8
CIELO 1.5	A15MF	06.94 - 03.95	1498	B	70 kW	248	8
CIELO 1.5	G15MF	01.95 - 11.00	1498	B	59 kW	248	8
DAMAS (90V) 0.8 LPG	F8CV	01.11	796	G	32 kW	247	5
DAMAS Bus 0.8 LPG	F8B	12.99 - 12.11	796	B/G	28 kW	247	3
DAMAS Bus 0.8 LPG	F8CV	01.09 - 12.11	796	B/G	32 kW	247	5
DAMAS Bus 0.8 Luxe	F8B	03.95 - 07.98	796	B	29 kW	247	3
DAMAS Kasten 0.8 LPG	F8B	12.99 - 12.11	796	B/G	28 kW	247	3
DAMAS Kasten 0.8 LPG	F8CV	01.11	796	B	30 kW	247	5
DAMAS Kasten 0.8 LPG	F8CV	01.09 - 12.11	796	B/G	32 kW	247	5
DAMAS Kasten 0.8	F8A	10.91 - 07.98	796	B	29 kW	247	2
DAMAS Kasten 0.8	F8B	11.91 - 07.98	796	B	28 kW	247	3
DAMAS Kasten 0.8	F8B	10.91 - 07.98	796	B	29 kW	247	3
ESPERO (KLEJ) 1.5 16V	A15MF	09.93 - 06.99	1498	B	66 kW	248	8
ESPERO (KLEJ) 1.5 16V	A15MF	10.93 - 09.97	1498	B	65 kW	248	8
ESPERO (KLEJ) 1.5	A15F	10.97 - 08.99	1498	B	55 kW	248	7
ESPERO (KLEJ) 1.8	C18LE	02.95 - 09.99	1796	B	66 kW	248	10
ESPERO (KLEJ) 1.8	C18LE	02.95 - 06.99	1796	B	70 kW	248	10
EVANDA (KLAL) 2.0	X 20 SED	08.02	1998	B	96 kW	249	13
GENTRA Stufenheck 1.5 SE	A15SMS	11.02 - 04.05	1498	B	62 kW	248	8
KORANDO (KJ) 2.3	M 161.970	01.99	2295	B	105 kW	250	20
KORANDO (KJ) 2.9 D	MB-OM 662	01.99	2874	D	72 kW	249	16
KORANDO (KJ) 3.2 4x4	M 104.995	01.99	3199	B	156 kW	250	18
KORANDO Cabrio (KJ) 2.0 16V	M 161.950	02.99	1998	B	94 kW	250	19
KORANDO Cabrio (KJ) 2.3	M 161.970	02.99	2295	B	105 kW	250	20
KORANDO Cabrio (KJ) 2.9 D	MB-OM 662	02.99	2874	D	72 kW	249	16
LABO Kasten 0.8	F8A	03.95 - 07.98	796	B	29 kW	247	2
LABO Kasten 0.8	F8CV	10.98 - 04.99	796	B	38 kW	247	5
LABO Pritsche/Fahrgestell 0.8 LPG	F8CV	01.09 - 12.22	796	B/G	32 kW	247	5
LABO Pritsche/Fahrgestell 0.8 LPG	F8CV	04.08 - 12.08	796	B/G	29 kW	247	5
LABO Pritsche/Fahrgestell 0.8	F8A	03.95 - 07.98	796	B	29 kW	247	2
LACETTI Stufenheck (J200) 1.5	A15SMS	08.03 - 12.04	1498	B	63 kW	248	8
LACETTI Stufenheck 2.0	C20SED	06.99 - 07.03	1998	B	81 kW	249	14
LACETTI Stufenheck 2.0	X 20 SED	06.99 - 07.03	1998	B	98 kW	249	13
LANOS (KLAT) 1.5	A15SMS	05.97	1498	B	63 kW	248	8
LANOS (KLAT) 1.5	A15SMS	05.97	1498	B	63 kW	248	8
LANOS (KLAT) 1.5	A15SMS	10.97 - 06.99	1498	B	73 kW	248	8
LANOS Stufenheck (KLAT) 1.5	A15SMS	05.97	1498	B	63 kW	248	8
LANOS Stufenheck (KLAT) 1.5	A15SMS	05.97	1498	B	63 kW	248	8
LANOS Stufenheck (KLAT) 1.5	A15SMS	10.97 - 12.05	1498	B	71 kW	248	8
LEGANZA (KLAU) 1.8 CD	C18LE	06.97 - 07.03	1796	B	70 kW	248	10
LEGANZA (KLAU) 2.0 16V	X 20 SED	03.97 - 12.02	1998	B	98 kW	249	13
LEGANZA (KLAU) 2.0	X 20 SED	06.97 - 12.02	1998	B	85 kW	249	13
LEGANZA (KLAU) 2.2	X 22 SE	09.98 - 12.02	2198	B	98 kW	249	13
LEMANS 1.5	G15MG	09.90 - 05.97	1498	B	65 kW	248	9
MAGNUS 2.0	X 20 SED	07.99 - 01.06	1998	B	96 kW	249	13
MATIZ (M100, M150) 0.8	F8CV	09.98	796	B	38 kW	247	5
MATIZ (M100, M150) 0.8	F8CV	09.98 - 04.03	796	B	27 kW	247	5
MATIZ (M100, M150) 1.0	B10S	10.02	995	B	47 kW	247	4
MATIZ (M100, M150) 1.0	B10S	04.03 - 12.04	995	B	46 kW	247	4
MATIZ (M200, M250) 0.8	F8CV	01.05 - 06.10	796	B	38 kW	247	5
MATIZ Kasten/Schrägheck (KLA4) 0.8	F8CV	08.98 - 08.02	796	B	38 kW	247	5
MUSSO (FJ) 2.2 TD	MB OM 601	09.99	2299	D	74 kW	249	15
MUSSO (FJ) 2.3	M 111.970	01.99	2295	B	103 kW	250	20
MUSSO (FJ) 2.9 D 4x4	MB-OM 662	01.99 - 09.99	2874	D	73 kW	249	16
MUSSO (FJ) 3.2 4x4	M 104.992	07.98	3199	B	162 kW	250	18
NEXIA Stufenheck 1.5 (19)	G15MF	02.95 - 08.97	1498	B	52 kW	248	8
NEXIA Stufenheck 1.5 (19)	G15MF	02.95 - 06.08	1498	B	55 kW	248	8
NEXIA Stufenheck 1.5 (19)	G15MF	08.96 - 08.97	1498	B	44 kW	248	8



							
NEXIA Stufenheck 1.5 (19)	G15MF	08.97 - 06.08	1498	B	59 kW	248	8
NEXIA Stufenheck 1.5 16V (19)	A15MF	02.95 - 06.08	1498	B	66 kW	248	8
NEXIA Stufenheck 1.8 (19)	C18LE	02.95 - 06.08	1796	B	74 kW	248	10
NEXIA 1.5 (08, 68)	G15MF	02.95 - 08.97	1498	B	52 kW	248	8
NEXIA 1.5 (08, 68)	G15MF	02.95 - 08.97	1498	B	55 kW	248	8
NEXIA 1.5 (08, 68)	G15MF	08.96 - 08.97	1498	B	44 kW	248	8
NEXIA 1.5 16V (08, 68)	A15MF	02.95 - 08.97	1498	B	66 kW	248	8
NUBIRA (J100) 2.0 16V	X 20 SED	05.97	1998	B	98 kW	249	13
NUBIRA (J100) 2.0 16V	X 20 SED	05.97	1998	B	98 kW	249	13
NUBIRA (J100) 2.0	X 20 SED	09.98 - 12.99	1998	B	96 kW	249	13
NUBIRA (J150) 2.0 16V	X 20 SED	06.99 - 07.02	1998	B	98 kW	249	13
NUBIRA Kombi (J150) 2.0 16V	X 20 SED	06.99 - 07.02	1998	B	98 kW	249	13
NUBIRA Stufenheck (J100) 2.0 16V	X 20 SED	05.97	1998	B	98 kW	249	13
NUBIRA Stufenheck (J100) 2.0	C20SED	06.99 - 07.03	1998	B	81 kW	249	14
NUBIRA Stufenheck (J100) 2.0	X 20 SE	09.98 - 12.02	1998	B	96 kW	249	13
NUBIRA Stufenheck (J150) 2.0 16V	X 20 SED	06.99 - 07.02	1998	B	98 kW	249	13
NUBIRA Wagon (J100) 2.0 16V	X 20 SED	05.97	1998	B	98 kW	249	13
NUBIRA Wagon (J100) 2.0 LPG	X 20 SED	03.00 - 12.02	1998	B/G	98 kW	249	13
NUBIRA Wagon (J100) 2.0	X 20 SE	09.98 - 12.02	1998	B	96 kW	249	13
NUBIRA Wagon (J200) 1.8	C18LE	06.04	1796	B	70 kW	248	10
PRINCE (J19) 1.8	C18LE	08.93 - 08.98	1796	B	76 kW	248	10
PRINCE (J19) 1.8	S 18 NV	08.90 - 08.97	1796	B	74 kW	248	11
PRINCE (J19) 2.0	C 20 NED	01.91 - 12.98	1998	B	85 kW	249	13
PRINCE (J19) 2.0	X 20 XEV	08.93 - 08.98	1998	B	100 kW	249	13
PRINCE (J19) 2.2	X 22 XE	08.97 - 08.99	2198	B	100 kW	249	12
RACER Schrägheck 1.5	G15MF	03.95 - 12.97	1498	B	52 kW	248	8
REXTON (GAB_) 2.3 RX230 4x4	M 161.974	05.02	2295	B	110 kW	250	20
REXTON (GAB_) 2.9 TD	OM 662.983	04.02	2874	D	88 kW	250	17
REXTON (GAB_) 3.2 V6	M 162.992	04.02	3199	B	162 kW	250	18
ROYALE 2.0 S	C 20 NED	04.89 - 08.93	1998	B	85 kW	249	13
SUPER SALOON 1.8 DX	S 18 NV	08.92 - 08.95	1796	B	74 kW	248	11
SUPER SALOON 2.0	C 20 NED	04.89 - 08.95	1998	B	85 kW	249	13
TICO (KLY3) 0.8	F8B	08.95 - 05.97	796	B	27 kW	247	3
TICO (KLY3) 0.8	F8CV	01.96 - 12.00	796	B	38 kW	247	5
TICO (KLY3) 0.8	F8C	02.95 - 12.00	796	B	35 kW	247	5
TICO 0.8	F8C	01.91 - 12.94	796	B	30 kW	247	5
TOSCA 2.0 LPG	X 20 D1	02.06	1993	B/G	101 kW	248	6
TOSCA 2.0 XT	X 20 D1	02.06	1993	B	105 kW	248	6
							
PRIMA 500	F3BE3681B	01.10 - 12.15	12882	D	368 kW	250	21
PRIMA 500	F3BE3681B	01.10 - 12.15	12882	D	368 kW	250	21
PRIMA 500	F3BE3681B	01.10 - 12.15	12882	D	368 kW	250	21
PRIMA 560	F3HFE611A	01.10	12882	D	412 kW	250	21
PRIMA 560	F3HFE611A	01.10	12882	D	412 kW	250	21

ENGINE	\varnothing		ccm	kW			1 POS
A15F	76,500	4	1498	55 kW	B	248	7
A15MF	76,500	4	1498	65 - 70 kW	B	248	8
A15SMS	76,500	4	1498	62 - 73 kW	B	248	8
B10S	68,500	4	995	47 kW	B	247	4
C 20 NED	86,000	4	1998	85 kW	B	249	13
C 20 NE	86,000	4	1998	85 kW	B	249	13
C 22 SED	86,000	4	2198	100 - 105 kW	B	249	13
C18LE	84,800	4	1796	66 - 76 kW	B	248	10
C20SED	86,000	4	1998	81 kW	B	249	14
F3BE3681B	135,000	6	12882	368 kW	D	250	21
F3HFE611A	135,000	6	12882	412 kW	D	250	21
F5A	62,000	3	543	16 - 25 kW	B	247	1
F8A	62,000	4	796	27 - 29 kW	B	247	2
F8B	68,500	3	796	27 - 35 kW	B	247	3
F8CV	68,500	3	796	27 - 38 kW	B	247	5
F8C	68,500	3	796	30 - 35 kW	B	247	5
G15MF	76,500	4	1498	44 - 59 kW	B	248	8
G15MG	76,500	4	1498	65 kW	B	248	9

ENGINE	\varnothing		ccm	kW			1 POS
M 104.992	89,900	6	3199	162 kW	B	250	18
M 104.995	89,900	6	3199	154 - 156 kW	B	250	18
M 111.970	90,900	4	2295	103 - 110 kW	B	250	20
M 161.950	89,900	4	1998	94 kW	B	250	19
M 161.970	90,900	4	2295	103 - 110 kW	B	250	20
M 161.974	90,900	4	2295	110 kW	B	250	20
M 162.992	89,900	6	3199	162 kW	B	250	18
MB OM 601	89,000	4	2299	74 kW	D	249	15
MB-OM 662	89,000	5	2874	72 - 73 kW	D	249	16
OM 662.983	89,000	5	2874	88 kW	D	250	17
S 18 NV	84,800	4	1796	62 - 74 kW	B	248	11
X 20 D1	75,000	6	1993	101 - 105 kW	B	248	6
X 20 SED	86,000	4	1998	85 - 98 kW	B	249	13
X 20 SE	86,000	4	1998	95 - 96 kW	B	249	13
X 20 XEV	86,000	4	1998	100 kW	B	249	13
X 22 SE	86,000	4	2198	98 - 104 kW	B	249	13
X 22 XE	86,000	4	2198	100 kW	B	249	12



62,000 mm									1
F5A									
433506-00-3								3 pairs	
-25-3	1-3	PL	AL	37,981	40,998	18,011	↑ LO1	1,491	
-50-3				37,991	41,021		↓ LO1		
-75-3									
62,000 mm									2
F8A									
403503-00-4								5 pairs	
-25-4	1-5	HL	AL	49,974	53,997	20,000	↑ LO1G	1,990	
-50-4				49,989	54,018		↓ LO1G		
-75-4									
431402-00-3								3 pairs	
-25-3	1-3	PL	AL		41,000	18,000	↑ L	1,490	
-50-3					41,000		↓ L		
431402-00-4								4 pairs	
-25-4	1-4	PL	AL		41,000	18,000	↑ O1	1,490	
-50-4					41,000		↓ O1		
433506-00-4								4 pairs	
-25-4	1-4	PL	AL	37,981	40,998	18,011	↑ LO1	1,491	
-50-4				37,991	41,021		↓ LO1		
-75-4									
68,500 mm									3
F8B									
403511-00-3								4 pairs	
-25-3	1-4	HL	AL	49,989	53,995	16,990	↑ LO1G	1,989	
-50-3				50,010	54,010		↓ LO1G		
-75-3									
433506-00-3								3 pairs	
-25-3	1-3	PL	AL	37,981	40,998	18,011	↑ LO1	1,491	
-50-3				37,991	41,021		↓ LO1		
-75-3									
68,500 mm									4
B10S									
401402-00-4								5 pairs	
-25-4	1-5	HL	AL	43,980	48,000	17,100	↑ LO1G	1,991	
-50-4				44,000	48,019		↓ LO1G		
431402-00-3								3 pairs	
-25-3	1-3	PL	AL		41,000	18,000	↑ L	1,490	
-50-3					41,000		↓ L		
431402-00-4								4 pairs	
-25-4	1-4	PL	AL		41,000	18,000	↑ O1	1,490	
-50-4					41,000		↓ O1		
68,500 mm									5
F8CV, F8C,									
401402-00-3								4 pairs	
-25-3	1-4	HL	AL	43,980	48,000	17,100	↑ LO1G	1,991	
-50-3				44,000	48,019		↓ LO1G		
433506-00-3								3 pairs	
-25-3	1-3	PL	AL	37,981	40,998	18,011	↑ LO1	1,491	
-50-3				37,991	41,021		↓ LO1		
-75-3									



75,000 mm 6

X 20 D1									
403509-00-4 *									
-25-4	1,2,4,5	HL	AL	67,980	72,000	19,500	↑ LO2G	1,995	5 pairs
-50-4				67,996	72,013		↓ LO1G		4 pairs
	3	FL	AL	67,980	72,000	25,840	↑ LO2G	1,995	1 pair
				67,996	72,013		↓ LO1G		

76,500 mm 7

A15F									
430302-00-4									
-25-4	1-4	PL	AL	42,971	46,000	16,600	↑ LO1	1,497	4 pairs
-50-4				42,987	46,012		↓ LO1		
-75-4									
-100-4									
-125-4									

76,500 mm 8

A15MF , A15SMS , G15MF ,									
400301-00-4 *									
-25-4	1,2,4,5	HL	AL	54,972	59,000	19,500	↑ LO1G	2,001	5 pairs
-50-4				54,985	59,013		↓ LO1G		4 pairs
-75-4									
-100-4	3	FL	AL	54,972	59,000	25,900	↑ LO1G	2,001	1 pair
-125-4				54,985	59,013		↓ LO1G		
430302-00-4									
-25-4	1-4	PL	AL	42,971	46,000	16,600	↑ LO1	1,497	4 pairs
-50-4				42,987	46,012		↓ LO1		
-75-4									
-100-4									
-125-4									

76,500 mm 9

G15MG									
400301-00-4 *									
-25-4	1,2,4,5	HL	AL	54,972	59,000	19,500	↑ LO1G	2,001	5 pairs
-50-4				54,985	59,013		↓ LO1G		4 pairs
-75-4									
-100-4	3	FL	AL	54,972	59,000	25,900	↑ LO1G	2,001	1 pair
-125-4				54,985	59,013		↓ LO1G		

84,800 mm 10

C18LE									
403506-00-4 *									
-25-4	1,2,4,5	HL	AL	57,982	62,000	19,500	↑ LO1G	1,995	5 pairs
-50-4				57,995	62,013		↓ LO1G		4 pairs
	3	FL	AL	57,982	62,000	25,910	↑ LO1G	1,995	1 pair
				57,995	62,013		↓ LO1G		

84,800 mm 11

S 18 NV									
403506-00-4 *									
-25-4	1,2,4,5	HL	AL	57,982	62,000	19,500	↑ LO1G	1,995	5 pairs
-50-4				57,995	62,013		↓ LO1G		4 pairs
	3	FL	AL	57,982	62,000	25,910	↑ LO1G	1,995	1 pair
				57,995	62,013		↓ LO1G		
433501-00-4									
-25-4	1-4	PL	CU3	48,971	52,000	19,300	↑ LO1	1,500	4 pairs
-50-4				48,987	52,012		↓ L		
433502-00-4									
-25-4	1-4	PL	CU3	48,971	52,000	19,300	↑ LO1	1,500	4 pairs
-50-4				48,987	52,012		↓ L		



86,000 mm										12
X 22 XE										
403506-00-4 * 5 pairs										
-25-4	1,2,4,5	HL	AL	57,982	62,000	19,500	↑ LO1G	1,995	4 pairs	
-50-4				57,995	62,013		↓ LO1G			
	3	FL	AL	57,982	62,000	25,910	↑ LO1G	1,995	1 pair	
				57,995	62,013		↓ LO1G			
403516-00-4 * 5 pairs										
-25-4	1,2,4,5	HL	AL	57,974	62,000	19,500	↑ LO2G	2,001	4 pairs	
-50-4				57,995	62,013		↓ LO2G			
-75-4	3	FL	AL	57,974	62,000	25,910	↑ LO2G	2,001	1 pair	
				57,995	62,013		↓ LO2G			
433501-00-4 4 pairs										
-25-4	1-4	PL	CU3	48,971	52,000	19,300	↑ LO1	1,500		
-50-4				48,987	52,012		↓ L			
86,000 mm										13
C 20 NED , C 20 NE , C 22 SED , X 20 SED , X 20 SE , X 20 XEV , X 22 SE ,										
403506-00-4 * 5 pairs										
-25-4	1,2,4,5	HL	AL	57,982	62,000	19,500	↑ LO1G	1,995	4 pairs	
-50-4				57,995	62,013		↓ LO1G			
	3	FL	AL	57,982	62,000	25,910	↑ LO1G	1,995	1 pair	
				57,995	62,013		↓ LO1G			
433501-00-4 4 pairs										
-25-4	1-4	PL	CU3	48,971	52,000	19,300	↑ LO1	1,500		
-50-4				48,987	52,012		↓ L			
86,000 mm										14
C20SED										
403506-00-4 * 5 pairs										
-25-4	1,2,4,5	HL	AL	57,982	62,000	19,500	↑ LO1G	1,995	4 pairs	
-50-4				57,995	62,013		↓ LO1G			
	3	FL	AL	57,982	62,000	25,910	↑ LO1G	1,995	1 pair	
				57,995	62,013		↓ LO1G			
89,000 mm										15
MB OM 601										
401005-00-4 5 pairs										
-25-4	1-5	HL	AL	57,950	62,500	17,500	↑ LO1G	2,261		
-50-4				57,965	62,519		↓ L			
-75-4										
-100-4										
411003-00-2 2 pairs										
-10-2		AS	AL	65,800	81,000		↑ L G	2,200		
-20-2				65,800	81,000		↓ L G			
441006-00-1 1 pair										
		PB	CU2	25,995	28,500	21,900	↑ O1G	1,500		
				26,000	28,521		↓			
89,000 mm										16
MB-OM 662										
401005-00-5 6 pairs										
-25-5	1-6	HL	AL	57,950	62,500	17,500	↑ LO1G	2,261		
-50-5				57,965	62,519		↓ L			
-75-5										
-100-5										
411003-00-2 2 pairs										
-10-2		AS	AL	65,800	81,000		↑ L G	2,200		
-20-2				65,800	81,000		↓ L G			



89,000 mm	17
------------------	-----------

OM 662.983

401005-00-5 6 pairs									
-25-5	1-6	HL	AL	57,950	62,500	17,500	↑ LO1G	2,261	
-50-5				57,965	62,519		↓ L		
-75-5									
-100-5									

89,900 mm	18
------------------	-----------

M 104.992 , M 104.995 , M 162.992 ,

401005-00-6 7 pairs									
-25-6	1-7	HL	AL	57,950	62,500	17,500	↑ LO1G	2,261	
-50-6				57,965	62,519		↓ L		
411003-00-2 2 pairs									
-10-2		AS	AL	65,800	81,000		↑ L G	2,200	
-20-2				65,800	81,000		↓ L G		

89,900 mm	19
------------------	-----------

M 161.950

401005-00-4 5 pairs									
-25-4	1-5	HL	AL	57,950	62,500	17,500	↑ LO1G	2,261	
-50-4				57,965	62,519		↓ L		
-75-4									
-100-4									
411003-00-2 2 pairs									
-10-2		AS	AL	65,800	81,000		↑ L G	2,200	
-20-2				65,800	81,000		↓ L G		

90,900 mm	20
------------------	-----------

M 111.970 , M 161.970 , M 161.974 ,

401005-00-4 5 pairs									
-25-4	1-5	HL	AL	57,950	62,500	17,500	↑ LO1G	2,261	
-50-4				57,965	62,519		↓ L		
-75-4									
-100-4									
411003-00-2 2 pairs									
-10-2		AS	AL	65,800	81,000		↑ L G	2,200	
-20-2				65,800	81,000		↓ L G		






135,000 mm	21
-------------------	-----------

F3BE3681B , F3HFE611A ,








402008-00-6 7 pairs									
	1-6	HL	CU3	99,970	106,300	39,000	↑ LO1G	3,130	6 pairs
				100,000	106,330		↓ L		
	1	FL	CU3	99,970	106,300	47,850	↑ LO1G	3,130	1 pair
				100,000	106,330		↓ L		








400 Pritsche/Fahrgestell 2.5 D	EN 55	04.89 - 12.94	2498	D	53 kW	262	5
400 Pritsche/Fahrgestell 2.5 TD	ET 70	04.89 - 01.97	2498	D	71 kW	262	5
400-Serie Bus 2.5 D	EN 55	04.89 - 12.94	2498	D	53 kW	262	5
400-Serie Bus 2.5 TD	ET 70	04.89 - 01.97	2498	D	71 kW	262	5
400-Serie Kasten 428-435 2.5 D	EN 55	04.89 - 08.93	2498	D	53 kW	262	5
400-Serie Kasten 428-435 2.5 TD	ET 70	04.89 - 08.93	2498	D	71 kW	262	5
55 Coupe 1.1 MARATHON	110F	12.71 - 09.72	1108	B	40 kW	261	2
55 1.1 MARATHON	110F	12.71 - 09.72	1108	B	40 kW	261	2
66 Coupe 1300 MARATHON	B13,0S	09.73 - 08.75	1289	B	42 kW	261	3
66 Kombi 1.1 MARATHON	110G	10.72 - 08.75	1108	B	40 kW	261	1
66 Kombi 1.1	110E	10.72 - 08.75	1108	B	35 kW	261	1
66 Kombi 1300 MARATHON	B13,0S	09.73 - 08.75	1289	B	42 kW	261	3
66 1.1 SL	110G	10.72 - 08.75	1108	B	40 kW	261	1
66 1.1	110E	10.72 - 08.75	1108	B	35 kW	261	1
66 1300 MARATHON	B13,0S	09.73 - 08.75	1289	B	42 kW	261	3
85 CF FA 85 CF 340	XF 250 M	02.98 - 12.00	12580	D	250 kW	263	11
85 CF FA 85 CF 380	XF 280 M	02.98 - 12.00	12580	D	280 kW	263	11
85 CF FA 85 CF 430	XF 315 M	02.98 - 12.00	12580	D	315 kW	263	12
85 CF FAC 85 CF 340	XF 250 M	02.98 - 12.00	12580	D	250 kW	263	11
85 CF FAC 85 CF 380	XF 280 M	02.98 - 12.00	12580	D	280 kW	263	11
85 CF FAC 85 CF 430	XF 315 M	02.98 - 12.00	12580	D	315 kW	263	12
85 CF FAD 85 CF 340	XF 250 M	02.98 - 12.00	12580	D	250 kW	263	11
85 CF FAD 85 CF 380	XF 280 M	02.98 - 12.00	12580	D	280 kW	263	11
85 CF FAD 85 CF 430	XF 315 M	02.98 - 12.00	12580	D	315 kW	263	12
85 CF FAG 85 CF 340,FAN 85 CF 340	XF 250 M	02.98 - 12.00	12580	D	250 kW	263	11
85 CF FAG 85 CF 380,FAN 85 CF 380	XF 280 M	02.98 - 12.00	12580	D	280 kW	263	11
85 CF FAG 85 CF 430,FAN 85 CF 430	XF 315 M	02.98 - 12.00	12580	D	315 kW	263	12
85 CF FAR 85 CF 340	XF 250 M	02.98 - 12.00	12580	D	250 kW	263	11
85 CF FAR 85 CF 380	XF 280 M	02.98 - 12.00	12580	D	280 kW	263	11
85 CF FAR 85 CF 430	XF 315 M	02.98 - 12.00	12580	D	315 kW	263	12
85 CF FAS 85 CF 340	XF 250 M	02.98 - 12.00	12580	D	250 kW	263	11
85 CF FAS 85 CF 380	XF 280 M	02.98 - 12.00	12580	D	280 kW	263	11
85 CF FAS 85 CF 430	XF 315 M	02.98 - 12.00	12580	D	315 kW	263	12
85 CF FAT 85 CF 340	XF 250 M	02.98 - 12.00	12580	D	250 kW	263	11
85 CF FAT 85 CF 380	XF 280 M	02.98 - 12.00	12580	D	280 kW	263	11
85 CF FAT 85 CF 430	XF 315 M	02.98 - 12.00	12580	D	315 kW	263	12
85 CF FT 85 CF 340	XF 250 M	02.98 - 12.00	12580	D	250 kW	263	11
85 CF FT 85 CF 380	XF 280 M	02.98 - 12.00	12580	D	280 kW	263	11
85 CF FT 85 CF 430	XF 315 M	02.98 - 12.00	12580	D	315 kW	263	12
85 CF FTG 85 CF 340	XF 250 M	02.98 - 12.00	12580	D	250 kW	263	11
85 CF FTG 85 CF 380	XF 280 M	02.98 - 12.00	12580	D	280 kW	263	11
85 CF FTG 85 CF 430	XF 315 M	02.98 - 12.00	12580	D	315 kW	263	12
85 CF FTT 85 CF 340	XF 250 M	02.98 - 12.00	12580	D	250 kW	263	11
85 CF FTT 85 CF 380	XE 280 C1	02.98 - 12.00	12580	D	280 kW	263	9
85 CF FTT 85 CF 380	XE 280 C	02.98 - 12.00	12580	D	280 kW	263	9
85 CF FTT 85 CF 380	XF 280 M	02.98 - 12.00	12580	D	280 kW	263	11
85 CF FTT 85 CF 430	XF 315 M	02.98 - 12.00	12580	D	315 kW	263	12
85 FA 85.330	WS 242 L	07.92 - 02.98	11600	D	242 kW	262	8
85 FA 85.330	WS 242 M	07.92 - 02.98	11600	D	242 kW	262	8
85 FA 85.330	WS 242	07.92 - 02.98	11600	D	242 kW	262	8
85 FA 85.360	WS 268 L	07.92 - 02.98	11600	D	268 kW	262	8
85 FA 85.360	WS 268 M	07.92 - 02.98	11600	D	268 kW	262	8
85 FA 85.360	WS 268	07.92 - 02.98	11600	D	268 kW	262	8
85 FA 85.400	WS 295 M	03.95 - 02.98	11600	D	295 kW	262	8
85 FAD 85.330	WS 242 L	07.92 - 02.98	11600	D	242 kW	262	8
85 FAD 85.330	WS 242 M	07.92 - 02.98	11600	D	242 kW	262	8
85 FAD 85.360	WS 268 L	07.92 - 02.98	11600	D	268 kW	262	8
85 FAD 85.360	WS 268 M	07.92 - 02.98	11600	D	268 kW	262	8








			ccm		kw		1	POS
85 FAD 85.400	WS 295 M	03.95 - 02.98	11600	D	295 kW	262	8	
85 FAG 85.330	WS 242 L	07.92 - 02.98	11600	D	242 kW	262	8	
85 FAG 85.330	WS 242 M	07.92 - 02.98	11600	D	242 kW	262	8	
85 FAG 85.360	WS 268 L	07.92 - 02.98	11600	D	268 kW	262	8	
85 FAG 85.360	WS 268 M	07.92 - 02.98	11600	D	268 kW	262	8	
85 FAG 85.400	WS 295 M	03.95 - 02.98	11600	D	295 kW	262	8	
85 FAR 85.330,FAS 85.330	WS 242 L	07.92 - 02.98	11600	D	242 kW	262	8	
85 FAR 85.330,FAS 85.330	WS 242 M	07.92 - 02.98	11600	D	242 kW	262	8	
85 FAR 85.360,FAS 85.360	WS 268 L	07.92 - 02.98	11600	D	268 kW	262	8	
85 FAR 85.360,FAS 85.360	WS 268 M	07.92 - 02.98	11600	D	268 kW	262	8	
85 FAR 85.400,FAS 85.400	WS 295 M	03.95 - 02.98	11600	D	295 kW	262	8	
85 FAT 85.330	WS 242 L	07.92 - 02.98	11600	D	242 kW	262	8	
85 FAT 85.330	WS 242 M	07.92 - 02.98	11600	D	242 kW	262	8	
85 FAT 85.360	WS 268 L	07.92 - 02.98	11600	D	268 kW	262	8	
85 FAT 85.360	WS 268 M	07.92 - 02.98	11600	D	268 kW	262	8	
85 FAT 85.400	WS 295 M	03.95 - 02.98	11600	D	295 kW	262	8	
85 FT 85.330	WS 242 L	07.92 - 02.98	11600	D	242 kW	262	8	
85 FT 85.330	WS 242 M	07.92 - 02.98	11600	D	242 kW	262	8	
85 FT 85.330	WS 242	07.92 - 02.98	11600	D	242 kW	262	8	
85 FT 85.360	WS 268 L	07.92 - 02.98	11600	D	268 kW	262	8	
85 FT 85.360	WS 268 M	07.92 - 02.98	11600	D	268 kW	262	8	
85 FT 85.400	WS 295 M	03.95 - 02.98	11600	D	295 kW	262	8	
85 FTG 85.330	WS 242 L	07.92 - 02.98	11600	D	242 kW	262	8	
85 FTG 85.330	WS 242 M	07.92 - 02.98	11600	D	242 kW	262	8	
85 FTG 85.360	WS 268 L	07.92 - 02.98	11600	D	268 kW	262	8	
85 FTG 85.360	WS 268 M	07.92 - 02.98	11600	D	268 kW	262	8	
85 FTG 85.400	WS 295 M	03.95 - 02.98	11600	D	295 kW	262	8	
85 FTT 85.330	WS 242 L	07.92 - 02.98	11600	D	242 kW	262	8	
85 FTT 85.330	WS 242 M	07.92 - 02.98	11600	D	242 kW	262	8	
85 FTT 85.360	WS 268 L	07.92 - 02.98	11600	D	268 kW	262	8	
85 FTT 85.360	WS 268 M	07.92 - 02.98	11600	D	268 kW	262	8	
85 FTT 85.400	WS 295 M	03.95 - 02.98	11600	D	295 kW	262	8	
95 XF FA 95 XF 380	XE 280 C	01.97 - 09.02	12580	D	280 kW	263	9	
95 XF FA 95 XF 380	XF 280 M	01.97 - 09.02	12580	D	280 kW	263	11	
95 XF FA 95 XF 430	XE 315 C	01.97 - 09.02	12580	D	315 kW	263	9	
95 XF FA 95 XF 430	XF 315 M	01.97 - 09.02	12580	D	315 kW	263	12	
95 XF FA 95 XF 480	XE 355 C	01.97 - 09.02	12580	D	355 kW	263	9	
95 XF FA 95 XF 480	XF 355 M	01.97 - 09.02	12580	D	355 kW	263	12	
95 XF FA 95 XF 530	XE 390 C	01.97 - 09.02	12580	D	390 kW	263	9	
95 XF FAC 95 XF 380	XE 280 C	01.97 - 09.02	12580	D	280 kW	263	9	
95 XF FAC 95 XF 380	XF 280 M	01.97 - 09.02	12580	D	280 kW	263	11	
95 XF FAC 95 XF 430	XE 315 C	01.97 - 09.02	12580	D	315 kW	263	9	
95 XF FAC 95 XF 430	XF 315 M	01.97 - 09.02	12580	D	315 kW	263	12	
95 XF FAC 95 XF 480	XE 355 C	01.97 - 09.02	12580	D	355 kW	263	9	
95 XF FAC 95 XF 480	XF 355 M	01.97 - 09.02	12580	D	355 kW	263	12	
95 XF FAC 95 XF 530	XE 390 C	01.97 - 09.02	12580	D	390 kW	263	9	
95 XF FAD 95 XF 380	XF 280 M	01.97 - 09.02	12580	D	280 kW	263	11	
95 XF FAD 95 XF 430	XF 315 M	01.97 - 09.02	12580	D	315 kW	263	12	
95 XF FAD 95 XF 480	XE 355 C	01.97 - 09.02	12580	D	355 kW	263	9	
95 XF FAD 95 XF 480	XF 355 M	01.97 - 09.02	12580	D	355 kW	263	12	
95 XF FAD 95 XF 530	XE 390 C	01.97 - 09.02	12580	D	390 kW	263	9	
95 XF FAR 95 XF 380	XE 280 C	01.97 - 09.02	12580	D	280 kW	263	9	
95 XF FAR 95 XF 380	XF 280 M	01.97 - 09.02	12580	D	280 kW	263	11	
95 XF FAR 95 XF 430	XE 315 C	01.97 - 09.02	12580	D	315 kW	263	9	
95 XF FAR 95 XF 430	XF 315 M	01.97 - 09.02	12580	D	315 kW	263	12	
95 XF FAR 95 XF 480	XE 355 C	01.97 - 09.02	12580	D	355 kW	263	9	
95 XF FAR 95 XF 480	XF 355 M	01.97 - 09.02	12580	D	355 kW	263	12	
95 XF FAR 95 XF 530	XE 390 C	01.97 - 09.02	12580	D	390 kW	263	9	
95 XF FAS 95 XF 380	XE 280 C	01.97 - 09.02	12580	D	280 kW	263	9	
95 XF FAS 95 XF 380	XF 280 M	01.97 - 09.02	12580	D	280 kW	263	11	
95 XF FAS 95 XF 430	XE 315 C	01.97 - 09.02	12580	D	315 kW	263	9	
95 XF FAS 95 XF 430	XF 315 M	01.97 - 09.02	12580	D	315 kW	263	12	








							
95 XF FAS 95 XF 480	XE 355 C	01.97 - 09.02	12580	D	355 kW	263	9
95 XF FAS 95 XF 480	XF 355 M	01.97 - 09.02	12580	D	355 kW	263	12
95 XF FAS 95 XF 530	XE 390 C	01.97 - 09.02	12580	D	390 kW	263	9
95 XF FAT 95 XF 380	XE 280 C	01.97 - 09.02	12580	D	280 kW	263	9
95 XF FAT 95 XF 380	XF 280 M	01.97 - 09.02	12580	D	280 kW	263	11
95 XF FAT 95 XF 430	XE 315 C	01.97 - 09.02	12580	D	315 kW	263	9
95 XF FAT 95 XF 430	XF 315 M	01.97 - 09.02	12580	D	315 kW	263	12
95 XF FAT 95 XF 480	XE 355 C	01.97 - 09.02	12580	D	355 kW	263	9
95 XF FAT 95 XF 480	XF 355 M	01.97 - 09.02	12580	D	355 kW	263	12
95 XF FAT 95 XF 530	XE 390 C	01.97 - 09.02	12580	D	390 kW	263	9
95 XF FT 95 XF 380	XE 280 C	01.97 - 09.02	12580	D	280 kW	263	9
95 XF FT 95 XF 380	XF 280 M	01.97 - 09.02	12580	D	280 kW	263	11
95 XF FT 95 XF 430	XE 315 C	01.97 - 09.02	12580	D	315 kW	263	9
95 XF FT 95 XF 430	XF 315 M	01.97 - 09.02	12580	D	315 kW	263	12
95 XF FT 95 XF 480	XE 355 C	01.97 - 09.02	12580	D	355 kW	263	9
95 XF FT 95 XF 480	XF 355 M	01.97 - 09.02	12580	D	355 kW	263	12
95 XF FT 95 XF 530	XE 390 C	02.01 - 09.02	12580	D	390 kW	263	9
95 XF FTD 95 XF 430	XE 315 C	01.97 - 09.02	12580	D	315 kW	263	9
95 XF FTD 95 XF 430	XF 315 M	01.97 - 09.02	12580	D	315 kW	263	12
95 XF FTD 95 XF 480	XE 355 C	01.97 - 09.02	12580	D	355 kW	263	9
95 XF FTD 95 XF 480	XF 355 M	01.97 - 09.02	12580	D	355 kW	263	12
95 XF FTD 95 XF 530	XE 390 C	01.97 - 09.02	12580	D	390 kW	263	9
95 XF FTG 95 XF 380	XE 280 C	01.97 - 09.02	12580	D	280 kW	263	9
95 XF FTG 95 XF 380	XF 280 M	01.97 - 09.02	12580	D	280 kW	263	11
95 XF FTG 95 XF 430	XE 315 C	01.97 - 09.02	12580	D	315 kW	263	9
95 XF FTG 95 XF 430	XF 315 M	01.97 - 09.02	12580	D	315 kW	263	12
95 XF FTG 95 XF 480	XE 355 C	01.97 - 09.02	12580	D	355 kW	263	9
95 XF FTG 95 XF 480	XF 355 M	01.97 - 09.02	12580	D	355 kW	263	12
95 XF FTG 95 XF 530	XE 390 C	01.97 - 09.02	12580	D	390 kW	263	9
95 XF FTP 95 XF 430	XE 315 C	01.97 - 09.02	12580	D	315 kW	263	9
95 XF FTP 95 XF 430	XF 315 M	01.97 - 09.02	12580	D	315 kW	263	12
95 XF FTR 95 XF 380	XE 280 C	01.97 - 09.02	12580	D	280 kW	263	9
95 XF FTR 95 XF 380	XF 280 M	01.97 - 09.02	12580	D	280 kW	263	11
95 XF FTR 95 XF 430	XE 315 C	01.97 - 09.02	12580	D	315 kW	263	9
95 XF FTR 95 XF 430	XF 315 M	01.97 - 09.02	12580	D	315 kW	263	12
95 XF FTR 95 XF 480	XE 355 C	01.97 - 09.02	12580	D	355 kW	263	9
95 XF FTR 95 XF 480	XF 355 M	01.97 - 09.02	12580	D	355 kW	263	12
95 XF FTR 95 XF 530	XE 390 C	01.97 - 09.02	12580	D	390 kW	263	9
95 XF FTS 95 XF 380	XE 280 C	01.97 - 09.02	12580	D	280 kW	263	9
95 XF FTS 95 XF 380	XF 280 M	01.97 - 09.02	12580	D	280 kW	263	11
95 XF FTS 95 XF 430	XE 315 C	01.97 - 09.02	12580	D	315 kW	263	9
95 XF FTS 95 XF 430	XF 315 M	01.97 - 09.02	12580	D	315 kW	263	12
95 XF FTS 95 XF 480	XE 355 C	01.97 - 09.02	12580	D	355 kW	263	9
95 XF FTS 95 XF 480	XF 355 M	01.97 - 09.02	12580	D	355 kW	263	12
95 XF FTS 95 XF 530	XE 390 C	01.97 - 09.02	12580	D	390 kW	263	9
95 XF FTT 95 XF 380	XE 280 C	01.97 - 09.02	12580	D	280 kW	263	9
95 XF FTT 95 XF 380	XF 280 M	01.97 - 09.02	12580	D	280 kW	263	11
95 XF FTT 95 XF 430	XE 315 C	01.97 - 09.02	12580	D	315 kW	263	9
95 XF FTT 95 XF 430	XF 315 M	01.97 - 09.02	12580	D	315 kW	263	12
95 XF FTT 95 XF 480	XE 355 C	01.97 - 09.02	12580	D	355 kW	263	9
95 XF FTT 95 XF 480	XF 355 M	01.97 - 09.02	12580	D	355 kW	263	12
95 XF FTT 95 XF 530	XE 390 C	01.97 - 09.02	12580	D	390 kW	263	9
95 FA 95.310	WS 225	09.87 - 09.90	11600	D	225 kW	262	8
95 FA 95.330	WS 242	08.90 - 01.93	11600	D	242 kW	262	8
95 FA 95.350	WS 259	09.87 - 09.90	11600	D	259 kW	262	8
95 FA 95.360	WS 268 G	08.90 - 01.98	11600	D	268 kW	262	8
95 FA 95.360	WS 268 L	08.90 - 01.98	11600	D	268 kW	262	8
95 FA 95.360	WS 268 M	08.90 - 01.98	11600	D	268 kW	262	8
95 FA 95.360	WS 268	08.90 - 01.98	11600	D	268 kW	262	8
95 FA 95.380	WS 282	09.87 - 09.90	11600	D	282 kW	262	8
95 FA 95.400	WS 295 G	08.90 - 01.98	11600	D	295 kW	262	8
95 FA 95.400	WS 295 L	08.90 - 01.98	11600	D	295 kW	262	8








			ccm		kw		1 POS
95 FA 95.400	WS 295 M	08.90 - 01.98	11600	D	295 kW	262	8
95 FA 95.400	WS 295	08.90 - 01.98	11600	D	295 kW	262	8
95 FA 95.430	WS 315 G	02.92 - 01.98	11627	D	315 kW	262	8
95 FA 95.430	WS 315 L	02.92 - 01.98	11600	D	315 kW	262	8
95 FA 95.430	WS 315 M	02.92 - 01.98	11600	D	315 kW	262	8
95 FA 95.430	WS 315	02.92 - 01.98	11600	D	315 kW	262	8
95 FAC 95.310	WS 225	09.87 - 01.98	11600	D	225 kW	262	8
95 FAC 95.330	WS 242	08.90 - 01.98	11600	D	242 kW	262	8
95 FAC 95.350	WS 259	09.87 - 01.98	11600	D	259 kW	262	8
95 FAC 95.360	WS 268	08.90 - 01.98	11600	D	268 kW	262	8
95 FAC 95.380	WS 282	09.87 - 01.98	11600	D	282 kW	262	8
95 FAC 95.400	WS 295	08.90 - 01.98	11600	D	295 kW	262	8
95 FAC 95.430	WS 315	02.92 - 01.98	11600	D	315 kW	262	8
95 FAD 95.310	WS 225	09.87 - 01.98	11600	D	225 kW	262	8
95 FAD 95.330	WS 242	08.90 - 01.98	11600	D	242 kW	262	8
95 FAD 95.350	WS 259	09.87 - 09.90	11600	D	259 kW	262	8
95 FAD 95.360	WS 268 G	08.90 - 01.98	11600	D	268 kW	262	8
95 FAD 95.360	WS 268 L	08.90 - 01.98	11600	D	268 kW	262	8
95 FAD 95.360	WS 268 M	08.90 - 01.98	11600	D	268 kW	262	8
95 FAD 95.360	WS 268	08.90 - 01.98	11600	D	268 kW	262	8
95 FAD 95.380	WS 282	09.87 - 09.90	11600	D	282 kW	262	8
95 FAD 95.400	WS 295 G	08.90 - 01.98	11600	D	295 kW	262	8
95 FAD 95.400	WS 295 L	08.90 - 01.98	11600	D	295 kW	262	8
95 FAD 95.400	WS 295 M	08.90 - 01.98	11600	D	295 kW	262	8
95 FAD 95.400	WS 295	08.90 - 01.98	11600	D	295 kW	262	8
95 FAD 95.430	WS 315 L	02.92 - 01.98	11600	D	315 kW	262	8
95 FAD 95.430	WS 315 M	02.92 - 01.98	11600	D	315 kW	262	8
95 FAD 95.430	WS 315	02.92 - 01.98	11600	D	315 kW	262	8
95 FAG 95.350	WS 259	09.87 - 09.90	11600	D	259 kW	262	8
95 FAG 95.360	WS 268 G	08.90 - 01.98	11600	D	268 kW	262	8
95 FAG 95.360	WS 268 L	08.90 - 01.98	11600	D	268 kW	262	8
95 FAG 95.360	WS 268 M	08.90 - 01.98	11600	D	268 kW	262	8
95 FAG 95.360	WS 268	08.90 - 01.98	11600	D	268 kW	262	8
95 FAG 95.380	WS 282	09.87 - 09.90	11600	D	282 kW	262	8
95 FAG 95.400	WS 295 G	08.90 - 01.98	11600	D	295 kW	262	8
95 FAG 95.400	WS 295 L	08.90 - 01.98	11600	D	295 kW	262	8
95 FAG 95.400	WS 295 M	08.90 - 01.98	11600	D	295 kW	262	8
95 FAG 95.400	WS 295	08.90 - 01.98	11600	D	295 kW	262	8
95 FAG 95.430	WS 315 L	02.92 - 01.98	11600	D	315 kW	262	8
95 FAG 95.430	WS 315 M	02.92 - 01.98	11600	D	315 kW	262	8
95 FAG 95.430	WS 315	02.92 - 01.98	11600	D	315 kW	262	8
95 FAK 95.360	WS 268 L	08.90 - 01.98	11600	D	268 kW	262	8
95 FAK 95.360	WS 268 M	08.90 - 01.98	11600	D	268 kW	262	8
95 FAK 95.360	WS 268	08.90 - 01.98	11600	D	268 kW	262	8
95 FAK 95.400	WS 295 L	08.90 - 01.98	11600	D	295 kW	262	8
95 FAK 95.400	WS 295 M	08.90 - 01.98	11600	D	295 kW	262	8
95 FAK 95.400	WS 295	08.90 - 01.98	11600	D	295 kW	262	8
95 FAK 95.430	WS 315 L	02.92 - 01.98	11600	D	315 kW	262	8
95 FAK 95.430	WS 315 M	02.92 - 01.98	11600	D	315 kW	262	8
95 FAK 95.430	WS 315	02.92 - 01.98	11600	D	315 kW	262	8
95 FAR 95.310	WS 225	09.87 - 09.90	11600	D	225 kW	262	8
95 FAR 95.330, FAS 95.330	WS 242	08.90 - 01.93	11600	D	242 kW	262	8
95 FAR 95.350, FAS 95.350	WS 259	09.87 - 09.90	11600	D	259 kW	262	8
95 FAR 95.360, FAS 95.360	WS 268 G	08.90 - 01.98	11600	D	268 kW	262	8
95 FAR 95.360, FAS 95.360	WS 268 L	08.90 - 01.98	11600	D	268 kW	262	8
95 FAR 95.360, FAS 95.360	WS 268 M	08.90 - 01.98	11600	D	268 kW	262	8
95 FAR 95.360, FAS 95.360	WS 268	08.90 - 01.98	11600	D	268 kW	262	8
95 FAR 95.380, FAS 95.380	WS 282	09.87 - 09.90	11600	D	282 kW	262	8
95 FAR 95.400, FAS 95.400	WS 295 G	08.90 - 01.98	11600	D	295 kW	262	8
95 FAR 95.400, FAS 95.400	WS 295 L	08.90 - 01.98	11600	D	295 kW	262	8
95 FAR 95.400, FAS 95.400	WS 295 M	08.90 - 01.98	11600	D	295 kW	262	8
95 FAR 95.400, FAS 95.400	WS 295	08.90 - 01.98	11600	D	295 kW	262	8








							
95 FAR 95.430, FAS 95.430	WS 315 L	02.92 - 01.98	11600	D	315 kW	262	8
95 FAR 95.430, FAS 95.430	WS 315 M	02.92 - 01.98	11600	D	315 kW	262	8
95 FAR 95.430, FAS 95.430	WS 315	02.92 - 01.98	11600	D	315 kW	262	8
95 FAT 95.350	WS 259	09.87 - 09.90	11600	D	259 kW	262	8
95 FAT 95.360	WS 268 G	08.90 - 01.98	11600	D	268 kW	262	8
95 FAT 95.360	WS 268 L	08.90 - 01.98	11600	D	268 kW	262	8
95 FAT 95.360	WS 268 M	08.90 - 01.98	11600	D	268 kW	262	8
95 FAT 95.360	WS 268	08.90 - 01.98	11600	D	268 kW	262	8
95 FAT 95.380	WS 282	09.87 - 09.90	11600	D	282 kW	262	8
95 FAT 95.400	WS 295 G	08.90 - 01.98	11600	D	295 kW	262	8
95 FAT 95.400	WS 295 L	08.90 - 01.98	11600	D	295 kW	262	8
95 FAT 95.400	WS 295 M	08.90 - 01.98	11600	D	295 kW	262	8
95 FAT 95.400	WS 295	08.90 - 01.98	11600	D	295 kW	262	8
95 FAT 95.430	WS 315 L	02.92 - 01.98	11600	D	315 kW	262	8
95 FAT 95.430	WS 315 M	02.92 - 01.98	11600	D	315 kW	262	8
95 FAT 95.430	WS 315	02.92 - 01.98	11600	D	315 kW	262	8
95 FT 95.310	WS 225	09.87 - 09.90	11600	D	225 kW	262	8
95 FT 95.330	WS 242	08.90 - 01.93	11600	D	242 kW	262	8
95 FT 95.350	WS 259	09.87 - 09.90	11600	D	259 kW	262	8
95 FT 95.360	WS 268 G	08.90 - 01.98	11600	D	268 kW	262	8
95 FT 95.360	WS 268 L	08.90 - 01.98	11600	D	268 kW	262	8
95 FT 95.360	WS 268 M	08.90 - 01.98	11600	D	268 kW	262	8
95 FT 95.360	WS 268	08.90 - 01.98	11600	D	268 kW	262	8
95 FT 95.380	WS 282	09.87 - 09.90	11600	D	282 kW	262	8
95 FT 95.400	WS 295 G	08.90 - 01.98	11600	D	295 kW	262	8
95 FT 95.400	WS 295 L	08.90 - 01.98	11600	D	295 kW	262	8
95 FT 95.400	WS 295 M	08.90 - 01.98	11600	D	295 kW	262	8
95 FT 95.400	WS 295	08.90 - 01.98	11600	D	295 kW	262	8
95 FT 95.430	WS 315 L	02.92 - 01.98	11600	D	315 kW	262	8
95 FT 95.430	WS 315 M	02.92 - 01.98	11600	D	315 kW	262	8
95 FT 95.430	WS 315	02.92 - 01.98	11600	D	315 kW	262	8
95 FTG 95.310	WS 225	09.87 - 01.98	11600	D	225 kW	262	8
95 FTG 95.310	WS 225	09.87 - 01.98	11600	D	225 kW	262	8
95 FTG 95.330	WS 242	08.90 - 01.98	11600	D	242 kW	262	8
95 FTG 95.330	WS 242	08.90 - 01.98	11600	D	242 kW	262	8
95 FTG 95.350	WS 259	09.87 - 09.90	11600	D	259 kW	262	8
95 FTG 95.360	WS 268 L	08.90 - 01.98	11600	D	268 kW	262	8
95 FTG 95.360	WS 268 M	08.90 - 01.98	11600	D	268 kW	262	8
95 FTG 95.360	WS 268	08.90 - 01.98	11600	D	268 kW	262	8
95 FTG 95.380	WS 282	09.87 - 09.90	11600	D	282 kW	262	8
95 FTG 95.400	WS 295 G	08.90 - 01.98	11600	D	295 kW	262	8
95 FTG 95.400	WS 295 L	08.90 - 01.98	11600	D	295 kW	262	8
95 FTG 95.400	WS 295 M	08.90 - 01.98	11600	D	295 kW	262	8
95 FTG 95.400	WS 295	08.90 - 01.98	11600	D	295 kW	262	8
95 FTG 95.430	WS 315 L	02.92 - 01.98	11600	D	315 kW	262	8
95 FTG 95.430	WS 315 M	02.92 - 01.98	11600	D	315 kW	262	8
95 FTG 95.430	WS 315	02.92 - 01.98	11600	D	315 kW	262	8
95 FTR 95.360, FTS 95.360	WS 268 L	08.90 - 01.98	11600	D	268 kW	262	8
95 FTR 95.360, FTS 95.360	WS 268 M	08.90 - 01.98	11600	D	268 kW	262	8
95 FTR 95.360, FTS 95.360	WS 268	08.90 - 01.98	11600	D	268 kW	262	8
95 FTR 95.400, FTS 95.400	WS 295 G	08.90 - 01.98	11600	D	295 kW	262	8
95 FTR 95.400, FTS 95.400	WS 295 L	08.90 - 01.98	11600	D	295 kW	262	8
95 FTR 95.400, FTS 95.400	WS 295 M	08.90 - 01.98	11600	D	295 kW	262	8
95 FTR 95.400, FTS 95.400	WS 295	08.90 - 01.98	11600	D	295 kW	262	8
95 FTR 95.430, FTS 95.430	WS 315 L	02.92 - 01.98	11600	D	315 kW	262	8
95 FTR 95.430, FTS 95.430	WS 315 M	02.92 - 01.98	11600	D	315 kW	262	8
95 FTR 95.430, FTS 95.430	WS 315	02.92 - 01.98	11600	D	315 kW	262	8
95 FTS 95.350	WS 259	09.87 - 09.90	11600	D	259 kW	262	8
95 FTS 95.380	WS 282	09.87 - 09.90	11600	D	282 kW	262	8
95 FTT 95.310	WS 225	09.87 - 01.98	11600	D	225 kW	262	8
95 FTT 95.330	WS 242	09.87 - 01.98	11600	D	242 kW	262	8
95 FTT 95.350	WS 259	09.87 - 09.90	11600	D	259 kW	262	8








			ccm		kw		1 POS
95 FTT 95.360	WS 268 L	08.90 - 01.98	11600	D	268 kW	262	8
95 FTT 95.360	WS 268 M	08.90 - 01.98	11600	D	268 kW	262	8
95 FTT 95.360	WS 268	08.90 - 01.98	11600	D	268 kW	262	8
95 FTT 95.380	WS 282	09.87 - 09.90	11600	D	282 kW	262	8
95 FTT 95.400	WS 295 G	08.90 - 01.98	11600	D	295 kW	262	8
95 FTT 95.400	WS 295 L	08.90 - 01.98	11600	D	295 kW	262	8
95 FTT 95.400	WS 295 M	08.90 - 01.98	11600	D	295 kW	262	8
95 FTT 95.400	WS 295	08.90 - 01.98	11600	D	295 kW	262	8
95 FTT 95.430	WS 315 L	02.92 - 01.98	11600	D	315 kW	262	8
95 FTT 95.430	WS 315 M	02.92 - 01.98	11600	D	315 kW	262	8
95 FTT 95.430	WS 315	02.92 - 01.98	11600	D	315 kW	262	8
CF 85 FA 85.340	XE 250 C	01.01 - 05.13	12580	D	250 kW	263	9
CF 85 FA 85.380	XE 280 C	01.01 - 05.13	12580	D	280 kW	263	9
CF 85 FA 85.430	XE 315 C	01.01 - 05.13	12580	D	315 kW	263	9
CF 85 FA 85.480	XE 355 C	01.01 - 05.13	12580	D	355 kW	263	9
CF 85 FAC 85.340	XE 250 C	12.05 - 05.13	12580	D	250 kW	263	9
CF 85 FAC 85.380	XE 280 C	12.05 - 05.13	12580	D	280 kW	263	9
CF 85 FAC 85.430	XE 315 C	12.05 - 05.13	12580	D	315 kW	263	9
CF 85 FAC 85.480	XE 355 C	12.05 - 05.13	12580	D	355 kW	263	9
CF 85 FAD 85.340	XE 250 C	01.01 - 05.13	12580	D	250 kW	263	9
CF 85 FAD 85.380	XE 280 C	01.01 - 05.13	12580	D	280 kW	263	9
CF 85 FAD 85.430	XE 315 C	01.01 - 05.13	12580	D	315 kW	263	9
CF 85 FAD 85.480	XE 355 C	01.01 - 05.13	12580	D	355 kW	263	9
CF 85 FAG 85.340, FAN 85.340	XE 250 C	01.01 - 05.13	12580	D	250 kW	263	9
CF 85 FAG 85.380, FAN 85.380	XE 280 C	01.01 - 05.13	12580	D	280 kW	263	9
CF 85 FAG 85.430, FAN 85.430	XE 315 C	01.01 - 05.13	12580	D	315 kW	263	9
CF 85 FAG 85.480, FAN 85.480	XE 355 C	01.01 - 05.13	12580	D	355 kW	263	9
CF 85 FAR 85.340, FAS 85.340	XE 250 C	01.01 - 05.13	12580	D	250 kW	263	9
CF 85 FAR 85.380, FAS 85.380	XE 280 C	01.01 - 05.13	12580	D	280 kW	263	9
CF 85 FAR 85.430, FAS 85.430	XE 315 C	01.01 - 05.13	12580	D	315 kW	263	9
CF 85 FAR 85.480, FAS 85.480	XE 355 C	01.01 - 05.13	12580	D	355 kW	263	9
CF 85 FAT 85.340	XE 250 C	01.01 - 05.13	12580	D	250 kW	263	9
CF 85 FAT 85.380	XE 280 C	01.01 - 05.13	12580	D	280 kW	263	9
CF 85 FAT 85.430	XE 315 C	01.01 - 05.13	12580	D	315 kW	263	9
CF 85 FAT 85.480	XE 355 C	01.01 - 05.13	12580	D	355 kW	263	9
CF 85 FAX 85.340	XE 250 C	01.01 - 05.13	12580	D	250 kW	263	9
CF 85 FAX 85.380	XE 280 C	01.01 - 05.13	12580	D	279 - 280 kW	263	9
CF 85 FAX 85.430	XE 315 C	01.01 - 05.13	12580	D	315 kW	263	9
CF 85 FAX 85.480	XE 355 C	01.01 - 05.13	12580	D	351 - 355 kW	263	9
CF 85 FT 85.340	XE 250 C	01.01 - 05.13	12580	D	250 kW	263	9
CF 85 FT 85.380	XE 280 C	01.01 - 05.13	12580	D	280 kW	263	9
CF 85 FT 85.430	XE 315 C	01.01 - 05.13	12580	D	315 kW	263	9
CF 85 FT 85.480	XE 355 C	01.01 - 05.13	12580	D	355 kW	263	9
CF 85 FTG 85.340	XE 250 C	01.01 - 05.13	12580	D	250 kW	263	9
CF 85 FTG 85.380	XE 280 C	01.01 - 05.13	12580	D	280 kW	263	9
CF 85 FTG 85.430	XE 315 C	01.01 - 05.13	12580	D	315 kW	263	9
CF 85 FTG 85.480	XE 355 C	01.01 - 05.13	12580	D	355 kW	263	9
CF 85 FTP 85.340	XE 250 C	01.01 - 05.13	12580	D	250 kW	263	9
CF 85 FTP 85.380	XE 280 C	01.01 - 05.13	12580	D	280 kW	263	9
CF 85 FTP 85.430	XE 315 C	01.01 - 05.13	12580	D	315 kW	263	9
CF 85 FTP 85.480	XF 355 M	01.01 - 05.13	12580	D	355 kW	263	12
CF 85 FTS 85.340	XE 250 C	01.01 - 05.13	12580	D	250 kW	263	9
CF 85 FTS 85.380	XE 280 C	01.01 - 05.13	12580	D	280 kW	263	9
CF 85 FTS 85.430	XE 315 C	01.01 - 05.13	12580	D	315 kW	263	9
CF 85 FTS 85.480	XE 355 C	01.01 - 05.13	12580	D	355 kW	263	9
CF 85 FTT 85.340	XE 250 C	01.01 - 05.13	12580	D	250 kW	263	9
CF 85 FTT 85.380	XE 280 C	01.01 - 05.13	12580	D	280 kW	263	9
CF 85 FTT 85.430	XE 315 C	01.01 - 05.13	12580	D	315 kW	263	9
CF 85 FTT 85.480	XE 355 C	01.01 - 05.13	12580	D	355 kW	263	9
F 2600 FA 2600 DKB	DKB 1160	02.72 - 12.73	11600	D	226 kW	262	6
F 2600 FAS 2600 DKB	DKB 1160	02.72 - 12.73	11600	D	226 kW	262	6
F 2600 FAT 2600 DKB	DKB 1160	02.72 - 12.73	11600	D	226 kW	262	6











							
F 2600 FT 2600 DKB	DKB 1160	02.72 - 12.73	11600	D	226 kW	262	6
F 2600 FTT 2600 DKB	DKB 1160	02.72 - 12.73	11600	D	226 kW	262	6
F 2800 FA 2800 DKA	DKA 1160	01.74 - 08.80	11600	D	169 kW	262	6
F 2800 FA 2800 DKSE	DKS 1160 E	01.80 - 09.86	11600	D	206 kW	262	7
F 2800 FA 2800 DKS	DKS 1160	01.74 - 09.86	11600	D	228 kW	262	6
F 2800 FA 2800 DKTD	DKTD 1160	01.74 - 09.86	11600	D	188 kW	262	6
F 2800 FA 2800 DKTD	DKTD 1160	06.86 - 09.91	11600	D	188 kW	262	6
F 2800 FA 2800 DKT	DKT 1160	01.74 - 11.80	11600	D	213 kW	262	6
F 2800 FA 2805 DKSE,FA 2800 DKV,FA 2800 DKXE	DKS 1160 E	05.83 - 09.91	11600	D	206 - 212 kW	262	7
F 2800 FA 2805 DKSE,FA 2800 DKV,FA 2800 DKXE	DKV 1160	05.83 - 09.91	11600	D	206 - 212 kW	262	6
F 2800 FA 2805 DKSE,FA 2800 DKV,FA 2800 DKXE	DKXE 1160	05.83 - 09.91	11600	D	206 - 212 kW	262	6
F 2800 FAB 2805 DKS,FAR 2800 DKS,FAS 2800 DKS	DKS 1160	01.74 - 09.86	11600	D	228 kW	262	6
F 2800 FAB 2805 DKTD,FAS 2800 DKTD	DKTD 1160	01.74 - 09.86	11600	D	188 kW	262	6
F 2800 FAB 2805 DKTD,FAS 2800 DKTD	DKTD 1160	01.74 - 09.86	11600	D	188 kW	262	6
F 2800 FAC 2803 DKSE	DKS 1160 E	01.80 - 07.90	11600	D	206 kW	262	7
F 2800 FAC 2803 DKS	DKS 1160	01.74 - 09.86	11600	D	228 kW	262	6
F 2800 FAC 2803 DKTD	DKTD 1160	01.74 - 09.91	11600	D	188 kW	262	6
F 2800 FAD 2805 DKS	DKS 1160	01.74 - 09.86	11600	D	228 kW	262	6
F 2800 FAD 2805 DKTD	DKTD 1160	01.74 - 06.86	11600	D	188 kW	262	6
F 2800 FAD 2825 DKTD	DKTD 1160	06.86 - 09.91	11600	D	188 kW	262	6
F 2800 FAD 2825 DKTD	DKTD 1160	01.74 - 09.91	11600	D	188 kW	262	6
F 2800 FAD 2825 DKV	DKV 1160	05.83 - 09.91	11600	D	212 kW	262	6
F 2800 FAG 2800 DKV,FAR 2804 DKXE,FAS 2803 DKXE,DKSE,DKV	DKV 1160	05.83 - 09.91	11600	D	212 kW	262	6
F 2800 FAG 2800 DKV,FAR 2804 DKXE,FAS 2803 DKXE,DKSE,DKV	DKV 1160	05.83 - 09.91	11600	D	212 kW	262	6
F 2800 FAG 2800 DKV,FAR 2804 DKXE,FAS 2803 DKXE,DKSE,DKV	DKXE 1160	05.83 - 09.91	11600	D	212 kW	262	6
F 2800 FAG 2800 DKV,FAR 2804 DKXE,FAS 2803 DKXE,DKSE,DKV	DKXE 1160	05.83 - 09.91	11600	D	212 kW	262	6
F 2800 FAR 2804 DKSE,FAS 2800 DKT	DKS 1160 E	01.80 - 09.86	11600	D	206 - 213 kW	262	7
F 2800 FAR 2804 DKSE,FAS 2800 DKT	DKT 1160	01.80 - 09.86	11600	D	206 - 213 kW	262	6
F 2800 FAS 2800 DKA	DKA 1160	01.74 - 11.80	11600	D	169 kW	262	6
F 2800 FAS 2803 DKS	DKS 1160	06.86 - 09.91	11600	D	228 kW	262	6
F 2800 FAS 2803 DKTD	DKTD 1160	06.86 - 09.91	11600	D	188 kW	262	6
F 2800 FAT 2800 DKA	DKA 1160	01.74 - 11.80	11600	D	169 kW	262	6
F 2800 FAT 2800 DKS	DKS 1160	01.74 - 09.86	11600	D	228 kW	262	6
F 2800 FAT 2800 DKTD	DKTD 1160	01.74 - 09.86	11600	D	188 kW	262	6
F 2800 FAT 2800 DKT	DKT 1160	01.74 - 11.80	11600	D	213 kW	262	6
F 2800 FAT 2805 DKS,FAT 2825 DKS	DKTD 1160	06.86 - 09.91	11600	D	188 kW	262	6
F 2800 FAT 2805 DKTD,FAT 2825 DKTD	DKTD 1160	06.86 - 09.91	11600	D	188 kW	262	6
F 2800 FMD 2805 DKTD,FMD 2825 DKTD	DKTD 1160	06.86 - 09.91	11600	D	188 kW	262	6
F 2800 FMD 2805 DKTD,FMD 2825 DKTD	DKTD 1160	01.74 - 09.86	11600	D	188 kW	262	6
F 2800 FMD 2825 DKV	DKV 1160	05.83 - 09.91	11600	D	212 kW	262	6
F 2800 FT 2800 DKA	DKA 1160	01.74 - 11.80	11600	D	169 kW	262	6
F 2800 FT 2800 DKSE,FT 2800DKXE,FT 2800 DKV	DKS 1160 E	01.80 - 09.91	11600	D	206 - 212 kW	262	7
F 2800 FT 2800 DKSE,FT 2800DKXE,FT 2800 DKV	DKV 1160	01.80 - 09.91	11600	D	206 - 212 kW	262	6
F 2800 FT 2800 DKSE,FT 2800DKXE,FT 2800 DKV	DKXE 1160	01.80 - 09.91	11600	D	206 - 212 kW	262	6
F 2800 FT 2800 DKS	DKS 1160	01.74 - 09.86	11600	D	228 kW	262	6
F 2800 FT 2800 DKTD	DKTD 1160	01.74 - 09.86	11600	D	188 kW	262	6
F 2800 FT 2800 DKT	DKT 1160	01.74 - 11.80	11600	D	213 kW	262	6
F 2800 FT 2805 DKS	DKS 1160	06.86 - 09.91	11600	D	228 kW	262	6
F 2800 FT 2805 DKTD	DKTD 1160	06.86 - 09.91	11600	D	188 kW	262	6
F 2800 FTS 2800 DKA	DKA 1160	01.74 - 11.80	11600	D	169 kW	262	6
F 2800 FTS 2800 DKS	DKS 1160	01.74 - 09.86	11600	D	228 kW	262	6
F 2800 FTS 2800 DKTD	DKTD 1160	01.74 - 09.86	11600	D	188 kW	262	6
F 2800 FTS 2800 DKT	DKT 1160	01.74 - 11.80	11600	D	213 kW	262	6
F 2800 FTS 2803 DKS	DKS 1160	06.86 - 09.91	11600	D	228 kW	262	6
F 2800 FTS 2803 DKTD	DKTD 1160	06.86 - 09.91	11600	D	188 kW	262	6
F 2800 FTT 2800 DKA	DKA 1160	01.74 - 11.80	11600	D	169 kW	262	6
F 2800 FTT 2800 DKS	DKS 1160	01.74 - 09.86	11600	D	228 kW	262	6
F 2800 FTT 2800 DKTD	DKTD 1160	01.74 - 09.86	11600	D	188 kW	262	6
F 2800 FTT 2800 DKT	DKT 1160	01.74 - 11.80	11600	D	213 kW	262	6
F 2800 FTT 2805 DKS,FTT 2815 DKS,FTT2825 DKS	DKS 1160	06.86 - 09.91	11600	D	225 - 228 kW	262	6
F 2800 FTT 2805 DKTD	DKTD 1160	06.86 - 09.91	11600	D	188 kW	262	6
F 3300 FA 3300 DKX,FA 3305 DKX	DKX 1160 ATi	06.85 - 09.91	11600	D	260 kW	262	6

			ccm		kW		1	POS
F 3300 FA 3300 DKX,FA 3305 DKX	DKX 1160	06.81 - 09.86	11600	D	243 kW	262	6	
F 3300 FAB 3305 DKX,FAG 3300 DKX,FAR 3300 DKX,FAS 3303 DKX	DKX 1160	06.81 - 09.86	11600	D	243 kW	262	6	
F 3300 FAB 3305 DKX,FAG 3300 DKX,FAR 3300 DKX,FAS 3303 DKX	DKX 1160	06.81 - 09.86	11600	D	243 kW	262	6	
F 3300 FAC 3303 DKX	DKX 1160 ATi	06.85 - 09.91	11600	D	260 kW	262	6	
F 3300 FAC 3303 DKX	DKX 1160	06.81 - 09.86	11600	D	243 kW	262	6	
F 3300 FAD 3325 DKX	DKX 1160 ATi	06.85 - 09.91	11600	D	260 kW	262	6	
F 3300 FAD 3325 DKX	DKX 1160	06.81 - 09.86	11600	D	243 kW	262	6	
F 3300 FAG 3300 DKX,FAR 3304 DKX,FAS 3303 DKX	DKX 1160 ATi	06.85 - 09.91	11600	D	260 kW	262	6	
F 3300 FAG 3300 DKX,FAR 3304 DKX,FAS 3303 DKX	DKX 1160 ATi	06.85 - 09.91	11600	D	260 kW	262	6	
F 3300 FAT 3325 DKX	DKX 1160 ATi	06.85 - 09.91	11600	D	260 kW	262	6	
F 3300 FAT 3325 DKX	DKX 1160	06.81 - 09.86	11600	D	243 kW	262	6	
F 3300 FT 3305 DKX	DKX 1160 ATi	06.85 - 09.91	11600	D	260 kW	262	6	
F 3300 FT 3305 DKX	DKX 1160	06.81 - 09.86	11600	D	243 kW	262	6	
F 3300 FTG 3300 DKX,FTS 3300 DKX	DKX 1160	06.81 - 09.86	11600	D	243 kW	262	6	
F 3300 FTG 3300 DKX,FTS 3300 DKX	DKX 1160	06.81 - 09.86	11600	D	243 kW	262	6	
F 3300 FTG 3300 DKX,FTS 3303 DKX	DKX 1160 ATi	06.85 - 09.91	11600	D	260 kW	262	6	
F 3300 FTG 3300 DKX,FTS 3303 DKX	DKX 1160 ATi	06.85 - 09.91	11600	D	260 kW	262	6	
F 3300 FTT 3325 DKX	DKX 1160 ATi	06.85 - 09.91	11600	D	260 kW	262	6	
F 3300 FTT 3325 DKX	DKX 1160	06.81 - 09.86	11600	D	243 kW	262	6	
F 3600 FA 3605 DKZE	DKZE 1160	06.85 - 09.91	11600	D	226 kW	262	7	
F 3600 FA 3605 DKZ	DKZ 1160 ATi	06.85 - 09.91	11600	D	274 kW	262	6	
F 3600 FAC 3603 DKZ	DKZ 1160 ATi	06.85 - 09.91	11600	D	274 kW	262	6	
F 3600 FAG 3600 DKZ,FAR 3604 DKZ,FAS 3603 DKZ	DKZ 1160 ATi	06.85 - 09.91	11600	D	274 kW	262	6	
F 3600 FAG 3600 DKZ,FAR 3604 DKZ,FAS 3603 DKZ	DKZ 1160 ATi	06.85 - 09.91	11600	D	274 kW	262	6	
F 3600 FAR 3604 DKZE,FAS 3603 DKZE	DKZE 1160	06.85 - 09.91	11600	D	226 kW	262	7	
F 3600 FT 3605 DKZE	DKZE 1160	06.85 - 09.91	11600	D	226 kW	262	7	
F 3600 FT 3605 DKZ	DKZ 1160 ATi	06.85 - 09.91	11600	D	274 kW	262	6	
F 3600 FTG 3600 DKZ,FTS 3603 DKZ	DKZ 1160 ATi	06.85 - 09.91	11600	D	274 kW	262	6	
F 3600 FTG 3600 DKZ,FTS 3603 DKZ	DKZ 1160 ATi	06.85 - 09.91	11600	D	274 kW	262	6	
F 3600 FTT 3625 DKZ	DKZ 1160 ATi	06.85 - 09.91	11600	D	274 kW	262	6	
F-Series 85300	WS 222 G	01.92 - 12.98	11630	D	222 kW	263	9	
N 2800 NAT 2826 DKS	DKS 1160	01.81 - 09.91	11600	D	228 kW	262	6	
N 3300 NAT 3326 DKX	DKX 1160	01.81 - 09.91	11600	D	243 kW	262	6	
SB SB 201	DKDL 1160	01.74	11630	D	121 kW	262	6	
SB SB 220 LT	LT 160	01.87 - 12.03	11630	D	170 kW	262	8	
SB SB 220	DKT 1160	03.98	11600	D	213 kW	262	6	
SB SB 3000	DKSB 1160	01.84 - 12.03	11630	D	228 kW	262	6	
SB SB 3000	DKV 1160	01.84 - 12.03	11600	D	212 kW	262	6	
SB SB 3000	WS 242	05.95 - 12.03	11600	D	242 kW	262	8	
SB SB 3000	WS 268	05.95 - 12.03	11600	D	268 kW	262	8	
SB SB 3000	WS 315	05.95 - 12.03	11600	D	315 kW	262	8	
XF 95 FA 95.380	XE 280 C	09.02 - 12.06	12580	D	280 kW	263	9	
XF 95 FA 95.430	XE 315 C	09.02 - 12.06	12580	D	315 kW	263	9	
XF 95 FA 95.480	XE 355 C	09.02 - 12.06	12580	D	355 kW	263	9	
XF 95 FA 95.530	XE 390 C	09.02 - 12.06	12580	D	390 kW	263	9	
XF 95 FAD 95.380	XE 280 C	01.02 - 12.06	12580	D	280 kW	263	9	
XF 95 FAD 95.430	XE 315 C	01.02 - 12.06	12580	D	315 kW	263	9	
XF 95 FAD 95.480	XE 355 C	01.02 - 12.06	12580	D	355 kW	263	9	
XF 95 FAD 95.530	XE 390 C	09.02 - 03.06	12580	D	390 kW	263	9	
XF 95 FAK 95.380	XE 280 C	01.02 - 12.06	12580	D	280 kW	263	9	
XF 95 FAK 95.380	XF 280 M	01.02 - 12.06	12580	D	280 kW	263	11	
XF 95 FAK 95.430	XE 315 C	01.02 - 12.06	12580	D	315 kW	263	9	
XF 95 FAK 95.430	XF 315 M	01.02 - 12.06	12580	D	315 kW	263	12	
XF 95 FAK 95.480	XE 355 C	01.02 - 12.06	12580	D	355 kW	263	9	
XF 95 FAK 95.480	XF 355 M	01.02 - 12.06	12580	D	355 kW	263	12	
XF 95 FAK 95.530	XE 390 C	09.02 - 03.06	12580	D	390 kW	263	9	
XF 95 FAN 95.380	XE 280 C	01.02 - 12.06	12580	D	280 kW	263	9	
XF 95 FAN 95.430	XE 315 C	01.02 - 12.06	12580	D	315 kW	263	9	
XF 95 FAN 95.480	XE 355 C	01.02 - 12.06	12580	D	355 kW	263	9	
XF 95 FAN 95.530	XE 390 C	09.02 - 03.06	12580	D	390 kW	263	9	
XF 95 FAR 95.380	XE 280 C	09.02 - 12.06	12580	D	280 kW	263	9	
XF 95 FAR 95.430	XE 315 C	09.02 - 12.06	12580	D	315 kW	263	9	



							
XF 95 FAR 95.480	XE 355 C	09.02 - 12.06	12580	D	355 kW	263	9
XF 95 FAR 95.530	XE 390 C	09.02 - 12.06	12580	D	390 kW	263	9
XF 95 FAS 95.380	XE 280 C	01.02 - 12.06	12580	D	280 kW	263	9
XF 95 FAS 95.430	XE 315 C	01.02 - 12.06	12580	D	315 kW	263	9
XF 95 FAS 95.480	XE 355 C	01.02 - 12.06	12580	D	355 - 356 kW	263	9
XF 95 FAS 95.530	XE 390 C	09.02 - 03.06	12580	D	390 kW	263	9
XF 95 FAT 95.380	XE 280 C	01.02 - 12.06	12580	D	280 kW	263	9
XF 95 FAT 95.430	XE 315 C	01.02 - 12.06	12580	D	315 kW	263	9
XF 95 FAT 95.480	XE 355 C	01.02 - 12.06	12580	D	355 kW	263	9
XF 95 FAT 95.530	XE 390 C	09.02 - 03.06	12580	D	390 kW	263	9
XF 95 FT 95.380	XE 280 C	09.02 - 12.06	12580	D	280 kW	263	9
XF 95 FT 95.430	XE 315 C	09.02 - 12.06	12580	D	315 kW	263	9
XF 95 FT 95.480	XE 355 C	09.02 - 12.06	12580	D	355 kW	263	9
XF 95 FT 95.530	XE 390 C	09.02 - 12.06	12580	D	390 kW	263	9
XF 95 FTG 95.380	XE 280 C	09.02 - 12.06	12580	D	280 kW	263	9
XF 95 FTG 95.430	XE 315 C	12.05 - 12.06	12580	D	315 kW	263	9
XF 95 FTG 95.480	XE 355 C	12.05 - 12.06	12580	D	355 kW	263	9
XF 95 FTG 95.530	XE 390 C	09.02 - 12.06	12580	D	390 kW	263	9
XF 95 FTM 95.380	XE 280 C	12.05 - 12.06	12580	D	280 kW	263	9
XF 95 FTM 95.430	XE 315 C	12.05 - 12.06	12580	D	315 kW	263	9
XF 95 FTM 95.480	XE 355 C	12.05 - 12.06	12580	D	355 kW	263	9
XF 95 FTM 95.530	XE 390 C	09.02 - 12.06	12580	D	390 kW	263	9
XF 95 FTP 95.380	XE 280 C	01.02 - 12.06	12580	D	280 kW	263	9
XF 95 FTP 95.380	XF 280 M	01.02 - 12.06	12580	D	280 kW	263	11
XF 95 FTP 95.430	XE 315 C	01.02 - 12.06	12580	D	315 kW	263	9
XF 95 FTP 95.430	XF 315 M	01.02 - 12.06	12580	D	315 kW	263	12
XF 95 FTP 95.480	XE 355 C	01.02 - 12.06	12580	D	355 kW	263	9
XF 95 FTP 95.480	XF 355 M	01.02 - 12.06	12580	D	355 kW	263	12
XF 95 FTP 95.530	XE 390 C	09.02 - 03.06	12580	D	390 kW	263	9
XF 95 FTR 95.380	XE 280 C	01.02 - 12.06	12580	D	280 kW	263	9
XF 95 FTR 95.430	XE 315 C	01.02 - 12.06	12580	D	315 kW	263	9
XF 95 FTR 95.480	XE 355 C	01.02 - 12.06	12580	D	355 kW	263	9
XF 95 FTR 95.530	XE 390 C	09.02 - 03.06	12580	D	390 kW	263	9
XF 95 FTS 95.380	XE 280 C	01.02 - 12.06	12580	D	280 kW	263	9
XF 95 FTS 95.430	XE 315 C	01.02 - 12.06	12580	D	315 kW	263	9
XF 95 FTS 95.480	XE 355 C	01.02 - 12.06	12580	D	355 kW	263	9
XF 95 FTS 95.530	XE 390 C	09.02 - 03.06	12580	D	390 kW	263	9
XF 95 FTT 95.380	XE 280 C	01.02 - 03.06	12580	D	280 kW	263	9
XF 95 FTT 95.430	XE 315 C	01.02 - 03.06	12580	D	315 kW	263	9
XF 95 FTT 95.480	XE 355 C	01.02 - 03.06	12580	D	355 kW	263	9
XF 95 FTT 95.530	XE 390 C	09.02 - 03.06	12580	D	390 kW	263	9

ENGINE			ccm	kW			1 POS
110E	70,000	4	1108	35 kW	B	261	1
110F	70,000	4	1108	40 kW	B	261	2
110G	70,000	4	1108	40 kW	B	261	1
B13,0S	73,000	4	1289	42 kW	B	261	3
DJ5T	92,000	4	2446	76 - 96 kW	D	261	4
DK 1160	130,000	6	11630	156 kW	D	262	6
DKA 1160	130,000	6	11600	169 kW	D	262	6
DKB 1160	130,000	6	11600	226 kW	D	262	6
DKCL 1160	130,000	6	11630	156 kW	D	262	6
DKDL 1160	130,000	6	11630	121 kW	D	262	6
DKFL 1160	130,000	6	11630	191 kW	D	262	6
DKL 1160	130,000	6	11630	148 - 151 kW	D	262	6
DKS 1160 E	130,000	6	11600	206 kW	D	262	7
DKS 1160	130,000	6	11600	228 kW	D	262	6
DKSB 1160	130,000	6	11630	228 kW	D	262	6
DKSE 1160	130,000	6	11630	206 kW	D	262	6
DKT 1160	130,000	6	11600	213 kW	D	262	6
DKTD 1160	130,000	6	11600	188 - 191 kW	D	262	6
DKTL 1160	130,000	6	11600	185 kW	D	262	6
DKV 1160	130,000	6	11600	212 kW	D	262	6
DKVL 1160	130,000	6	11600	206 kW	D	262	6
DKX 1160 ATi	130,000	6	11600	260 kW	D	262	6
DKX 1160	130,000	6	11600	243 kW	D	262	6
DKXE 1160 ATi	130,000	6	11630	139 - 274 kW	D	262	6
DKXE 1160	130,000	6	11600	212 kW	D	262	6
DKZ 1160 ATi	130,000	6	11600	274 kW	D	262	6
DKZ 1160	130,000	6	11630	139 - 274 kW	D	262	6
DKZE 1160	130,000	6	11600	226 kW	D	262	7
EN 55	94,000	4	2498	53 kW	D	262	5
ET 70	94,000	4	2498	71 kW	D	262	5
LT 160	130,000	6	11630	160 - 170 kW	D	262	8
LT 210	130,000	6	11630	206 - 210 kW	D	262	8
WS 222 G	130,000	6	11630	222 kW	D	263	9
WS 222 L	130,000	6	11630	222 kW	D	263	9
WS 222 M	130,000	6	11630	222 kW	D	263	10
WS 225 ATi	130,000	6	11630	225 kW	D	263	9
WS 225	130,000	6	11600	225 kW	D	262	8
WS 242 G	130,000	6	11630	242 kW	D	262	8
WS 242 L	130,000	6	11600	242 kW	D	262	8

ENGINE			ccm	kW			1 POS
WS 242 M	130,000	6	11600	242 kW	D	262	8
WS 242	130,000	6	11600	242 kW	D	262	8
WS 259 ATi	130,000	6	11630	259 kW	D	263	9
WS 259	130,000	6	11600	259 kW	D	262	8
WS 268 G	130,000	6	11600	268 kW	D	262	8
WS 268 L	130,000	6	11600	268 kW	D	262	8
WS 268 M	130,000	6	11600	268 kW	D	262	8
WS 268	130,000	6	11600	268 kW	D	262	8
WS 282 ATi	130,000	6	11630	282 kW	D	263	10
WS 282 L	130,000	6	11630	282 kW	D	263	9
WS 282	130,000	6	11600	282 kW	D	262	8
WS 295 G	130,000	6	11600	295 kW	D	262	8
WS 295 L	130,000	6	11600	295 kW	D	262	8
WS 295 M Ati	130,000	6	11627	295 kW	D	263	10
WS 295 M	130,000	6	11600	295 kW	D	262	8
WS 295	130,000	6	11600	295 kW	D	262	8
WS 315 G	130,000	6	11627	315 kW	D	262	8
WS 315 L	130,000	6	11600	315 kW	D	262	8
WS 315 M	130,000	6	11600	315 kW	D	262	8
WS 315	130,000	6	11600	315 kW	D	262	8
XD3P	94,000	4	2498	51 - 58 kW	D	262	5
XD3T	94,000	4	2498	70 kW	D	262	5
XE 250 C	130,000	6	12580	250 kW	D	263	9
XE 280 C1	130,000	6	12580	280 kW	D	263	9
XE 280 C	130,000	6	12580	280 kW	D	263	9
XE 315 C1	130,000	6	12580	315 kW	D	263	9
XE 315 C	130,000	6	12580	315 kW	D	263	9
XE 340 C	130,000	6	12580	250 kW	D	263	9
XE 355 C1	130,000	6	12580	355 kW	D	263	9
XE 355 C	130,000	6	12580	355 kW	D	263	9
XE 380 C	130,000	6	12580	280 kW	D	263	9
XE 390 C1	130,000	6	12580	390 kW	D	263	9
XE 390 C	130,000	6	12580	390 kW	D	263	9
XE 430 C	130,000	6	12580	315 kW	D	263	9
XF 250 M	130,000	6	12580	250 kW	D	263	11
XF 280 M	130,000	6	12580	280 kW	D	263	11
XF 315 M	130,000	6	12580	315 kW	D	263	12
XF 355 M	130,000	6	12580	355 kW	D	263	12



70,000 mm							1		
110E, 110G,									
401301-00-4							5 pairs		
-25-4	1-5	HL	AL	54,785	58,731	19,500	↑ LO2G	1,950	
-50-4				54,805	58,750		↓ L		
-75-4									
411112-00-1							1 pair		
-10-1	1	AS	AL	50,500	67,670		↑ L G	2,360	
				50,750	67,920		↓ L G		
413805-00-1							1 pair		
	1	AS	AL	60,500	79,750		↑ G	2,850	
				60,750	80,000		↓ G		
431301-00-4							4 pairs		
-25-4	1-4	PL	AL	43,964	47,614	20,750	↑ L	1,810	
-50-4				43,980	47,625		↓ L		
-75-4									
-100-4									
433806-00-4							4 pairs		
-25-4	1-4	PL	AL	43,964	47,614	17,750	↑ L	1,806	
-50-4				43,980	47,625		↓ L		
-75-4									
70,000 mm							2		
110F									
411112-00-1							1 pair		
-10-1	1	AS	AL	50,500	67,670		↑ L G	2,360	
				50,750	67,920		↓ L G		
431301-00-4							4 pairs		
-25-4	1-4	PL	AL	43,964	47,614	20,750	↑ L	1,810	
-50-4				43,980	47,625		↓ L		
-75-4									
-100-4									
73,000 mm							3		
B13,0S									
401301-00-4							5 pairs		
-25-4	1-5	HL	AL	54,785	58,731	19,500	↑ LO2G	1,950	
-50-4				54,805	58,750		↓ L		
-75-4									
411112-00-1							1 pair		
-10-1	1	AS	AL	50,500	67,670		↑ L G	2,360	
				50,750	67,920		↓ L G		
413805-00-1							1 pair		
	1	AS	AL	60,500	79,750		↑ G	2,850	
				60,750	80,000		↓ G		
433806-00-4							4 pairs		
-25-4	1-4	PL	AL	43,964	47,614	17,750	↑ L	1,806	
-50-4				43,980	47,625		↓ L		
-75-4									
92,000 mm							4		
DJ5T									
433705-00-4							4 pairs		
-30-4	1-4	PL	CU3	53,981	57,675	22,650		1,823	
-50-4				54,000	57,695				



94,000 mm 5

EN 55, ET 70, XD3P, XD3T,

402101-00-4 5 pairs

-30-4	1,3,5	HL	AL	59,994	63,737	30,000	↑ LO2G	1,837	3 pairs
-50-4				60,021	63,750		↓ L		
-80-4									
-100-4	2,4	HL	AL	59,994	63,737	24,000	↑ LO1G	1,837	2 pairs
				60,021	63,750		↓ L		

432101-00-4 4 pairs

-30-4	1-4	PL	AL	54,994	58,737	29,000	↑ L	1,838	
-50-4				55,021	58,750		↓ L		
-80-4									
-100-4									

130,000 mm 6

DK 1160, DKA 1160, DKB 1160, DKCL 1160, DKDL 1160, DKFL 1160, DKL 1160, DKS 1160, DKSB 1160, DKSE 1160, DKT 1160, DKTD 1160, DKTL 1160, DKV 1160, DKVL 1160, DKX 1160 ATi, DKX 1160, DKXE 1160 ATi, DKXE 1160, DKZ 1160 ATi, DKZ 1160,

401303-00-6 7 pairs

	1	HL	CU3	97,990	103,072	39,150	↑ LO2G	2,496	1 pair
				98,010	103,098		↓ LO2G		
	2,3,5,6	HL	CU3	97,990	103,072	32,050	↑ LO1G	2,496	4 pairs
				98,010	103,098		↓ L		
	4,7	HL	CU3	97,990	103,072	52,150	↑ LO1G	2,496	2 pairs
				98,010	103,098		↓ L		

431303-00-6 6 pairs

	1-6	PL	CU3	82,980	86,625	42,700	↑ LO1	1,787	
				83,020	86,637		↓ LO1		

130,000 mm 7

DKS 1160 E, DKZE 1160,

401303-00-6 7 pairs

	1	HL	CU3	97,990	103,072	39,150	↑ LO2G	2,496	1 pair
				98,010	103,098		↓ LO2G		
	2,3,5,6	HL	CU3	97,990	103,072	32,050	↑ LO1G	2,496	4 pairs
				98,010	103,098		↓ L		
	4,7	HL	CU3	97,990	103,072	52,150	↑ LO1G	2,496	2 pairs
				98,010	103,098		↓ L		

130,000 mm 8

LT 160, LT 210, WS 225, WS 242 G, WS 242 L, WS 242 M, WS 242, WS 259, WS 268 G, WS 268 L, WS 268 M, WS 268, WS 282, WS 295 G, WS 295 L, WS 295 M, WS 295, WS 315 G, WS 315 L, WS 315 M, WS 315,

401303-00-6 7 pairs

	1	HL	CU3	97,990	103,072	39,150	↑ LO2G	2,496	1 pair
				98,010	103,098		↓ LO2G		
	2,3,5,6	HL	CU3	97,990	103,072	32,050	↑ LO1G	2,496	4 pairs
				98,010	103,098		↓ L		
	4,7	HL	CU3	97,990	103,072	52,150	↑ LO1G	2,496	2 pairs
				98,010	103,098		↓ L		

411301-00-2 2 pairs






	1-2	AS	CU3	108,200	126,512		↑ G	2,362	
				108,200	126,512		↓ L G		

431303-00-6 6 pairs








	1-6	PL	CU3	82,980	86,625	42,700	↑ LO1	1,787	
				83,020	86,637		↓ LO1		



130,000 mm										9
WS 222 G , WS 222 L , WS 225 ATi , WS 259 ATi , WS 282 L , XE 250 C , XE 280 C1 , XE 280 C , XE 315 C1 , XE 315 C , XE 340 C , XE 355 C1 , XE 355 C , XE 380 C , XE 390 C1 , XE 390 C , XE 430 C ,										
401303-00-6										
	1	HL	CU3	97,990 98,010	103,072 103,098	39,150	↑ LO2G ↓ LO2G	2,496	7 pairs 1 pair	
	2,3,5,6	HL	CU3	97,990 98,010	103,072 103,098	32,050	↑ LO1G ↓ L	2,496	4 pairs	
	4,7	HL	CU3	97,990 98,010	103,072 103,098	52,150	↑ LO1G ↓ L	2,496	2 pairs	
411301-00-2										
	1-2	AS	CU3	108,200 108,200	126,512 126,512		↑ G ↓ L G	2,362	2 pairs	
130,000 mm										10
WS 222 M , WS 282 ATi , WS 295 M ATi ,										
411301-00-2										
	1-2	AS	CU3	108,200 108,200	126,512 126,512		↑ G ↓ L G	2,362	2 pairs	
130,000 mm										11
XF 250 M , XF 280 M ,										
401303-00-6										
	1	HL	CU3	97,990 98,010	103,072 103,098	39,150	↑ LO2G ↓ LO2G	2,496	7 pairs 1 pair	
	2,3,5,6	HL	CU3	97,990 98,010	103,072 103,098	32,050	↑ LO1G ↓ L	2,496	4 pairs	
	4,7	HL	CU3	97,990 98,010	103,072 103,098	52,150	↑ LO1G ↓ L	2,496	2 pairs	
431302-00-6										
	1-6	PL	CU3	87,980 88,020	92,594 92,606	39,000	↑ L ↓ L	2,260	6 pairs	
130,000 mm										12
XF 315 M , XF 355 M ,										
401303-00-6										
	1	HL	CU3	97,990 98,010	103,072 103,098	39,150	↑ LO2G ↓ LO2G	2,496	7 pairs 1 pair	
	2,3,5,6	HL	CU3	97,990 98,010	103,072 103,098	32,050	↑ LO1G ↓ L	2,496	4 pairs	
	4,7	HL	CU3	97,990 98,010	103,072 103,098	52,150	↑ LO1G ↓ L	2,496	2 pairs	
411301-00-2										
	1-2	AS	CU3	108,200 108,200	126,512 126,512		↑ G ↓ L G	2,362	2 pairs	
431302-00-6										
	1-6	PL	CU3	87,980 88,020	92,594 92,606	39,000	↑ L ↓ L	2,260	6 pairs	

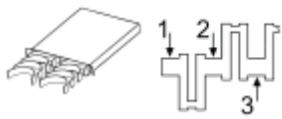
			ccm		kW		1 POS
1000 Bus 1.0	CB 10	06.92 - 10.97	993	B	33 kW	267	5
1000 Kasten 1.0 4x4	CB 10	07.86 - 12.89	993	B	33 kW	267	5
1000 Kasten 1.0	CB 10	07.86 - 12.89	993	B	33 kW	267	5
1000 Kasten 1.0	CB 10	06.92 - 10.97	993	B	33 kW	267	5
1000 Pritsche/Fahrgestell 1.0	CB 10	06.92 - 10.97	993	B	33 kW	267	5
55 WIDE Kasten 0.5 (S60)	AB	09.77 - 04.83	547	B	20 kW	267	3
55 WIDE Pick-up 0.5 (S60)	AB	04.80 - 04.83	547	B	20 kW	267	3
55 WIDE Pritsche/Fahrgestell 0.5 (S60)	AB	04.80 - 04.83	547	B	20 kW	267	3
CHARADE I (G10) 1.0	CB 20	10.77 - 02.81	993	B	37 kW	267	5
CHARADE I (G10) 1.0	CB 20	01.80 - 04.83	993	B	38 kW	267	5
CHARADE I (G10) 1.0	CB 22	01.80 - 04.83	993	B	38 kW	267	5
CHARADE II (G11, G30) 1.0 (G11)	CB 20	04.83 - 05.87	993	B	38 kW	267	5
CHARADE II (G11, G30) 1.0 (G11)	CB 22	04.83 - 05.87	993	B	38 kW	267	5
CHARADE II (G11, G30) 1.0 (G11)	CB 23	04.83 - 05.87	993	B	38 kW	267	5
CHARADE II (G11, G30) 1.0 D (G30)	CL 10	10.83 - 03.87	993	D	27 kW	267	5
CHARADE II (G11, G30) 1.0 TD (G30)	CL 60	02.85 - 03.87	993	D	34 kW	267	5
CHARADE II (G11, G30) 1.0 Turbo (G11)	CB 60	10.83 - 03.87	993	B	50 kW	267	5
CHARADE II Kasten/Schrägheck (G11) 1.0 Duet	CB 22	04.83 - 05.87	993	B	38 kW	267	5
CHARADE III (G100, G101, G102) 1.0 (G100)	CB 23	03.87 - 01.93	993	B	38 kW	267	5
CHARADE III (G100, G101, G102) 1.0 (G100)	CB 90	09.87 - 12.92	993	B	40 kW	267	5
CHARADE III (G100, G101, G102) 1.0 (G100)	CB 90	04.89 - 12.92	993	B	41 kW	267	5
CHARADE III (G100, G101, G102) 1.0 D (G101)	CL 11	03.87 - 12.92	993	D	27 kW	267	5
CHARADE III (G100, G101, G102) 1.0 GTi (G100)	CB 80 T	03.87 - 12.92	993	B	74 kW	267	5
CHARADE III (G100, G101, G102) 1.0 TD (G101)	CL 61	03.87 - 12.92	993	D	35 kW	267	5
CHARADE III (G100, G101, G102) 1.0 TD (G101)	CL	03.87 - 12.92	993	D	35 kW	267	5
CHARADE III (G100, G101, G102) 1.0 Turbo (G100)	CB 61	03.87 - 10.90	993	B	50 kW	267	5
CHARADE IV (G200, G202) 1.0 i	CB 20	03.93 - 04.98	993	B	42 kW	267	5
CHARADE IV (G200, G202) 1.0	CB 22	09.94 - 03.96	993	B	38 kW	267	5
COO (M411S) 1.0	EJ-DE	10.06	989	B	40 kW	267	4
CUORE I (L55, L60) 0.5 (L55)	AB 30	10.80 - 09.85	547	B	20 kW	267	3
CUORE I (L55, L60) 0.6 (L60)	AD 10	01.82 - 09.85	617	B	22 kW	267	5
CUORE III (L201) 0.7 4WD	EF-JL	08.90 - 12.94	659	B	47 kW	267	1
CUORE III (L201) 0.7	EF-CL	08.90 - 09.94	659	B	29 kW	267	1
CUORE III (L201) 0.7	EF-EL	08.90 - 11.94	659	B	30 kW	267	1
CUORE III (L201) 0.7	EF-EL	04.92 - 04.95	659	B	32 kW	267	1
CUORE III (L201) 0.7	EF-HL	08.90 - 09.94	659	B	37 kW	267	1
CUORE III (L201) 0.7	EF-JL	08.90 - 09.94	659	B	47 kW	267	1
CUORE V (L7_) 1.0	EJ-DE	11.98 - 09.00	989	B	40 kW	267	4
CUORE V (L7_) 1.0	EJ-DE	11.98 - 12.02	989	B	41 kW	267	4
CUORE VI (L251, L250_, L260_) 0.7	EF-JL	03.03	659	B	47 kW	267	1
HANDI Kasten/Schrägheck (L5_, L7_) 0.7 (L500)	EF-EL	03.95 - 06.98	659	B	32 kW	267	1
HANDI Kasten/Schrägheck (L5_, L7_) 1.0 (L701)	EJ-DE	07.98 - 09.00	989	B	41 kW	267	4
HANDIVAN I (L_) 0.5 (L55V)	AB	05.81 - 12.81	547	B	22 kW	267	3
HANDIVAN I (L_) 0.6 (L60V)	AD	01.82 - 01.86	617	B	22 kW	267	5
HIJET Bus (S85) 1.0 i	CB42	07.94 - 05.98	993	B	35 kW	267	5
HIJET Bus 0.8	CD	06.86 - 12.89	843	B	29 kW	267	2
HIJET Bus 1.0 (S85)	CB	06.86 - 06.90	993	B	33 kW	267	5
HIJET Kasten (S85) 0.5	AB 30	10.94 - 12.95	547	B	20 kW	267	3
HIJET Kasten (S85) 1.0 i	CB42	07.94 - 05.98	993	B	35 kW	267	5
HIJET Kasten (S85) 1.0	CB41	10.91 - 05.98	993	B	33 kW	267	5
HIJET Kasten (S8_) 0.8	CD	06.86 - 12.89	843	B	29 kW	267	2
HIJET Kasten (S8_) 1.0 (S85)	CB	06.86 - 06.90	993	B	33 kW	267	5
HIJET Kasten (S8_) 1.0 4x4	CB 10	07.86 - 10.90	993	B	33 kW	267	5
HIJET Pritsche/Fahrgestell (S7_) 1.0 (S75)	CB	09.83 - 05.86	993	B	33 kW	267	5
HIJET Pritsche/Fahrgestell (S7_) 1.0 4x4 (S76)	CB	09.83 - 05.86	993	B	33 kW	267	5
HIJET Pritsche/Fahrgestell (S8_, S9_) 1.0 Touring (S85)	CB 10	06.86 - 12.89	993	B	33 kW	267	5
HIJET Pritsche/Fahrgestell (U20) 0.8	CD	07.86 - 10.90	843	B	29 kW	267	2
HIJET Pritsche/Fahrgestell (U20) 1.0 Touring 4x4	CB 10	07.86 - 10.90	993	B	33 kW	267	5
HIJET Pritsche/Fahrgestell (U20) 1.0 Touring	CB 10	07.86 - 10.90	993	B	33 kW	267	5
HIJET Pritsche/Fahrgestell (U60) 1.0	CB41	12.92 - 09.94	993	B	34 kW	267	5
HIJET Pritsche/Fahrgestell (U60) 1.0	CB42	10.94 - 05.98	993	B	35 kW	267	5
LEEZA 0.7 Turbo	EF-JL	08.90 - 08.94	659	B	47 kW	267	1



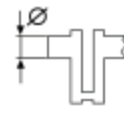
							
	ENGINE	00000	ccm			1 POS	
LEEZA 0.7	EF-HL	08.90 - 08.94	659	B	37 kW	267	1
MATERIA (M4_) 1.0	EJ-DE	10.06	989	B	40 kW	267	4
MEBIUS Großraumlimousine 1.8 Hybrid	2ZR-FXE	04.13	1798	B	60 kW	267	6
MIDGET 0.7	EF-CL	02.93 - 12.02	659	B	30 kW	267	1
MIRA III Kasten/Schrägheck (L200, L201, L2_) 0.7 (L201)	EF-CL	01.95 - 12.95	659	B	30 kW	267	1
MOVE (L6_) 1.0 i	EJ-DE	05.97 - 11.99	989	B	45 kW	267	4
MOVE (L9_) 1.0 i	EJ-DE	10.98 - 09.02	989	B	41 kW	267	4
OPTI I (L300, L310) 0.7	EF-EL	05.92 - 10.98	659	B	41 kW	267	1
SIRION (M1) 1.0 i (M100)	EJ-DE	04.98 - 09.00	989	B	41 kW	267	4
SIRION (M1) 1.0 i 4WD	EJ-DE	04.99 - 09.00	989	B	41 kW	267	4
SIRION (M1) 1.0	EJ-DE	04.98 - 10.00	989	B	40 kW	267	4
SKYWING III 1.0	CB 22	02.87 - 02.93	993	B	38 kW	267	5
SKYWING III 1.0	CB 23	02.87 - 02.93	993	B	38 kW	267	5
SKYWING III 1.0	CB 80 T	02.87 - 10.90	993	B	74 kW	267	5
SKYWING III 1.0	CB 90	11.90 - 02.93	993	B	40 kW	267	5
SPARCAR Bus (S7_) 0.8 (S70)	CD	07.82 - 05.86	843	B	29 kW	267	2
SPARCAR Bus (S7_) 1.0 (S75)	CB	09.83 - 06.86	993	B	33 kW	267	5
SPARCAR Kasten (S7_) 0.8 (S70)	CD	07.82 - 05.86	843	B	29 kW	267	2
SPARCAR Kasten (S7_) 1.0 (S75)	CB	09.83 - 06.86	993	B	33 kW	267	5
XENIA 1.0	EJ-DE	01.02	989	B	41 kW	267	4
XENIA 1.0	EJ-DE	05.07	989	B	46 kW	267	4
ZEBRA Bus 1.0	CB41	07.87 - 05.98	993	B	33 kW	267	5
ZEBRA Kasten 1.0	CB41	07.87 - 05.98	993	B	33 kW	267	5
ZEBRA Pritsche/Fahrgestell 1.0	CB41	07.87 - 05.98	993	B	33 kW	267	5



ENGINE	\varnothing		ccm	kW			1 POS	ENGINE	\varnothing		ccm	kW			1 POS
2ZR-FXE	80,500	4	1798	73 kW	B	267	6	CB42	76,000	3	993	35 kW	B	267	5
AB 30	71,600	2	547	20 kW	B	267	3	CB	76,000	3	993	33 kW	B	267	5
AB10	71,600	2	547	21 kW	B	267	3	CD	70,000	3	843	29 kW	B	267	2
AB	71,600	2	547	20 - 22 kW	B	267	3	CL 10	76,000	3	993	27 kW	D	267	5
AD 10	76,000	2	617	22 kW	B	267	5	CL 11	76,000	3	993	27 kW	D	267	5
AD	76,000	2	617	22 kW	B	267	5	CL 50	76,000	3	993	34 kW	D	267	5
CB 10	76,000	3	993	33 kW	B	267	5	CL 60	76,000	3	993	34 kW	D	267	5
CB 20	76,000	3	993	37 - 42 kW	B	267	5	CL 61	76,000	3	993	35 kW	D	267	5
CB 22	76,000	3	993	38 kW	B	267	5	CL	76,000	3	993	27 - 35 kW	D	267	5
CB 23	76,000	3	993	38 kW	B	267	5	EF-CL	68,000	3	659	23 - 30 kW	B	267	1
CB 51	76,000	3	993	50 kW	B	267	5	EF-EL	68,000	3	659	30 - 41 kW	B	267	1
CB 60	76,000	3	993	50 kW	B	267	5	EF-HL	68,000	3	659	37 kW	B	267	1
CB 61	76,000	3	993	50 kW	B	267	5	EF-JL	68,000	3	659	47 kW	B	267	1
CB 80 T	76,000	3	993	74 kW	B	267	5	EJ-DE	72,000	3	989	30 - 46 kW	B	267	4
CB 90	76,000	3	993	40 - 41 kW	B	267	5	FE	86,000	4	1998	75 kW	B	267	7
CB41	76,000	3	993	33 kW	B	267	5								



Type













68,000 mm										1
EF-CL, EF-EL, EF-HL, EF-JL,										
409614-00-3										4 pairs
-25-3	1-4	HL	AL	41,990	46,000	16,000	↑ LO2G	1,994		
-50-3				41,990	46,000		↓ L			
70,000 mm										2
CD										
409615-00-3										4 pairs
-25-3	1-4	HL	AL	41,980	46,020	19,500	↑ LO1G	1,990		
-50-3				41,980	46,020		↓ L			
439617-00-3										3 pairs
-25-3	1-3	PL	AL	39,980	43,020	18,000	↑ L	1,490		
-50-3				39,980	43,020		↓ L			
71,600 mm										3
AB 30, AB10, AB,										
409615-00-3										4 pairs
-25-3	1-4	HL	AL	41,980	46,020	19,500	↑ LO1G	1,990		
-50-3				41,980	46,020		↓ L			
439617-00-3										3 pairs
-25-3	1-3	PL	AL	39,980	43,020	18,000	↑ L	1,490		
-50-3				39,980	43,020		↓ L			
72,000 mm										4
EJ-DE										
439617-00-3										3 pairs
-25-3	1-3	PL	AL	39,980	43,020	18,000	↑ L	1,490		
-50-3				39,980	43,020		↓ L			
76,000 mm										5
AD 10, AD, CB 10, CB 20, CB 22, CB 23, CB 51, CB 60, CB 61, CB 80 T, CB 90, CB41, CB42, CB, CL 10, CL 11, CL 50, CL 60, CL 61, CL,										
409615-00-3										4 pairs
-25-3	1-4	HL	AL	41,980	46,020	19,500	↑ LO1G	1,990		
-50-3				41,980	46,020		↓ L			
439617-00-3										3 pairs
-25-3	1-3	PL	AL	39,980	43,020	18,000	↑ L	1,490		
-50-3				39,980	43,020		↓ L			
80,500 mm										6
2ZR-FXE										
411403-00-1										1 pair
-10-1		AS	AL	53,500	70,000		↑ G	2,490		
				53,500	70,000		↓ G			
86,000 mm										7
FE										
435304-00-4										4 pairs
-25-4	1-4	PL	AL	50,934	53,997	21,132	↑ LO1	1,509		
-50-4				50,949	54,018		↓ LO1			
-75-4										
-100-4										
-125-4										



siehe Motorenliste
see engline list
voir la liste des moteurs
ver lista de motores
см. список двигателей
تالكر حطما قمىق رظنا



ENGINE		ccm	kW			1	POS	ENGINE		ccm	kW			1	POS
BF 10L 413 FW	125,000	10	15953	265 - 294 kW	D	282	38	BF 6M 2013 C	98,000	6	5702	118 - 190 kW	D	273	13
BF 10L 413 F	125,000	10	15953	265 - 294 kW	D	282	38	BF 6M 2013	98,000	6	5702	92 kW	D	273	13
BF 10L 513 C	125,000	10	15954	265 - 294 kW	D	282	38	BF 8L 413 F	125,000	8	12763	212 - 235 kW	D	282	39
BF 10L 513 F	125,000	10	15945	253 - 294 kW	D	282	38	BF 8L 413	120,000	8	11310	99 - 206 kW	D	281	37
BF 10L 513	125,000	10	15954	218 - 305 kW	D	282	38	BF 8L 513 C	125,000	8	13738	265 kW	D	282	38
BF 12L 413 F	125,000	12	19144	268 - 353 kW	D	282	38	BF 8L 513	125,000	8	12763	235 - 250 kW	D	282	38
BF 12L 413	120,000	12	16964	305 kW	D	281	37	D 2011 L2 I	94,000	2	1554	23 kW	D	272	7
BF 12L 513 CP	125,000	12	19144	411 kW	D	282	38	D 2011 L2	94,000	2	1554	23 kW	D	272	6
BF 12L 513 C	125,000	12	19144	386 - 405 kW	D	282	38	D 2011 L3 I	94,000	3	2332	36 kW	D	272	7
BF 12L 513 F	125,000	12	19144	282 - 353 kW	D	282	38	D 2011 L3	94,000	3	2332	36 kW	D	272	6
BF 12L 513	125,000	12	19144	353 - 367 kW	D	282	38	D 2011 L4 W	96,000	4	3619	50 kW	D	273	12
BF 3L 2011	94,000	3	2332	42 - 45 kW	D	272	9	F 10L 413 FW	125,000	10	15953	161 - 202 kW	D	282	38
BF 3L 914	102,000	3	3236	44 - 56 kW	D	277	24	F 10L 413 FZ	125,000	10	15953	161 - 294 kW	D	282	38
BF 3M 1011 F	91,000	3	2184	40 - 46 kW	D	271	4	F 10L 413 F	125,000	10	15953	235 kW	D	282	38
BF 3M 1011	91,000	3	2184	46 kW	D	271	4	F 10L 413 L	120,000	10	14700	198 - 225 kW	D	281	37
BF 3M 2011	94,000	3	2332	46 - 49 kW	D	272	9	F 10L 413	120,000	10	14140	167 - 224 kW	D	281	37
BF 4L 1011 FT	91,000	4	2732	46 kW	D	271	4	F 10L 513 F	125,000	10	15953	235 - 294 kW	D	282	38
BF 4L 1011 F	91,000	4	2731	28 - 55 kW	D	271	4	F 10L 513 L	128,000	10	16728	204 - 242 kW	D	282	40
BF 4L 2011	94,000	4	3110	55 - 58 kW	D	272	9	F 10L 513 T	128,000	10	16728	204 - 242 kW	D	282	40
BF 4L 913 C	102,000	4	4086	78 - 92 kW	D	277	24	F 10L 513	128,000	10	16728	188 - 242 kW	D	282	40
BF 4L 913 T	102,000	4	4086	60 - 78 kW	D	277	24	F 12L 413 FW	125,000	12	19144	193 - 243 kW	D	282	38
BF 4L 913	102,000	4	4086	47 - 81 kW	D	276	20	F 12L 413 F	125,000	12	19144	224 - 282 kW	D	282	38
BF 4L 914	102,000	4	4314	63 - 75 kW	D	277	24	F 12L 413	120,000	12	16960	250 kW	D	281	37
BF 4M 1011 F	91,000	4	2912	28 - 61 kW	D	271	4	F 12L 513 F	125,000	12	19144	193 - 405 kW	D	282	38
BF 4M 1013 C	108,000	4	4764	104 - 115 kW	D	278	26	F 12L 513 L	128,000	12	20074	231 - 291 kW	D	282	40
BF 4M 1013 ECW	108,000	4	4764	105 - 130 kW	D	278	27	F 12L 513	128,000	12	20074	282 kW	D	282	40
BF 4M 1013 EW	108,000	4	4764	81 - 130 kW	D	278	27	F 1L 812	95,000	1	851	9 - 10 kW	D	272	10
BF 4M 1013 E	108,000	4	4764	77 - 95 kW	D	278	26	F 2L 1011 F	91,000	2	1366	20 - 22 kW	D	271	2
BF 4M 1013 FC	108,000	4	4764	105 - 157 kW	D	279	28	F 2L 1011	91,000	2	1366	18 - 22 kW	D	271	2
BF 4M 1013E C	108,000	4	4764	92 - 125 kW	D	278	26	F 2L 2011	94,000	2	1554	21 - 23 kW	D	272	8
BF 4M 1013	108,000	4	4764	84 - 93 kW	D	278	26	F 2L 812	95,000	2	1701	15 - 22 kW	D	272	10
BF 4M 2011 M	94,000	4	3110	47 - 49 kW	D	272	9	F 2L 912	100,000	2	1885	16 - 28 kW	D	274	14
BF 4M 2011	94,000	4	3110	62 - 65 kW	D	272	9	F 2L 913	100,000	2	1884	37 kW	D	274	14
BF 4M 2012 B	101,000	4	4038	52 kW	D	275	17	F 2M 1011 F	91,000	2	1366	22 kW	D	271	2
BF 4M 2012 C*	101,000	4	4038	84 - 93 kW	D	276	18	F 2M 1011	91,000	2	1366	21 - 23 kW	D	271	3
BF 4M 2012 C	101,000	4	4038	68 - 103 kW	D	275	17	F 2M 2011	94,000	2	1555	23 - 24 kW	D	272	8
BF 4M 2012	101,000	4	4038	74 - 75 kW	D	275	17	F 3L 1011 F	91,000	3	2049	16 - 33 kW	D	271	4
BF 4M 2013 C	98,000	4	3802	125 kW	D	273	13	F 3L 1011	91,000	3	2049	27 - 33 kW	D	271	4
BF 4M 2013 EC	98,000	4	3802	100 kW	D	273	13	F 3L 2011	94,000	3	2332	34 - 36 kW	D	272	9
BF 6L 413 FRC	125,000	6	9572	160 - 199 kW	D	282	38	F 3L 612	90,000	3	2290	24 kW	D	271	1
BF 6L 413 FR	125,000	6	9572	143 - 177 kW	D	282	38	F 3L 812	95,000	3	2552	25 - 32 kW	D	272	10
BF 6L 413 FW	125,000	6	9572	112 - 121 kW	D	282	38	F 3L 912 D	100,000	3	2826	24 - 44 kW	D	274	15
BF 6L 413 F	125,000	6	9572	112 - 177 kW	D	282	38	F 3L 912 W	100,000	3	2826	25 - 43 kW	D	274	15
BF 6L 413	120,000	6	8478	99 - 154 kW	D	281	37	F 3L 912	100,000	3	2827	24 - 48 kW	D	274	15
BF 6L 513 C	125,000	6	9572	112 - 177 kW	D	282	38	F 3L 913	102,000	3	3064	25 - 44 kW	D	277	23
BF 6L 513	125,000	6	9572	141 - 210 kW	D	282	38	F 3L 914	102,000	3	3236	41 - 46 kW	D	277	24
BF 6L 912	100,000	6	5655	88 - 100 kW	D	274	15	F 3M 1011 F	91,000	3	2185	17 - 36 kW	D	271	4
BF 6L 913 C	102,000	6	6128	81 - 162 kW	D	276	22	F 3M 1011	91,000	3	2185	32 - 36 kW	D	271	4
BF 6L 913 T	102,000	6	6128	85 - 112 kW	D	276	22	F 3M 2011	94,000	3	2332	34 - 37 kW	D	272	9
BF 6L 913	102,000	6	6128	70 - 125 kW	D	276	21	F 4L 1011 FL	91,000	4	2914	46 kW	D	271	5
BF 6L 914 C	102,000	6	6472	107 - 147 kW	D	277	24	F 4L 1011 F	91,000	4	2732	24 - 47 kW	D	271	4
BF 6L 914	102,000	6	6472	80 - 116 kW	D	277	24	F 4L 2011	94,000	4	3110	45 - 48 kW	D	272	9
BF 6M 1013 CP	108,000	6	7146	171 - 190 kW	D	280	31	F 4L 812	95,000	4	3402	33 - 39 kW	D	273	11
BF 6M 1013 C	108,000	6	7146	153 - 170 kW	D	279	29	F 4L 912 D	100,000	4	3770	38 - 62 kW	D	275	16
BF 6M 1013 ECW	108,000	6	7146	123 - 195 kW	D	278	27	F 4L 912 W	100,000	4	3770	38 - 49 kW	D	275	16
BF 6M 1013 EC	108,000	6	7146	139 - 191 kW	D	279	29	F 4L 912	100,000	4	3770	32 - 54 kW	D	275	16
BF 6M 1013 EW	108,000	6	7146	123 - 195 kW	D	278	27	F 4L 913	102,000	4	4086	34 - 66 kW	D	278	25
BF 6M 1013 E	108,000	6	7146	85 - 145 kW	D	279	29	F 4L 914	102,000	4	4314	51 - 61 kW	D	277	24
BF 6M 1013 FC	108,000	6	7146	147 - 210 kW	D	280	30	F 4M 1011 F	91,000	4	2732	24 - 48 kW	D	271	4
BF 6M 1013E CP	108,000	6	7146	176 - 195 kW	D	280	31	F 4M 2011	94,000	4	3110	46 - 49 kW	D	272	9
BF 6M 1013	108,000	6	7146	126 - 141 kW	D	279	29	F 5L 912 D	100,000	5	4712	58 - 78 kW	D	274	15
BF 6M 2012 C	101,000	6	6057	140 - 155 kW	D	275	17	F 5L 912	100,000	5	4712	40 - 68 kW	D	274	15

			ccm	kW			1 POS				ccm	kW			1 POS
F 5L 914	102,000	5	5393	75 kW	D	277	24	F 6L 914	102,000	6	6472	92 kW	D	277	24
F 6L 812	95,000	6	5104	59 - 74 kW	D	272	10	F 8L 413 FW	125,000	8	12763	129 - 150 kW	D	282	39
F 6L 413 FR	125,000	6	9572	112 - 141 kW	D	282	38	F 8L 413 F	125,000	8	12763	147 - 188 kW	D	282	39
F 6L 413 FW	125,000	6	9572	96 - 121 kW	D	282	38	F 8L 413	120,000	8	11310	169 kW	D	281	37
F 6L 413 F	125,000	6	9572	104 - 188 kW	D	282	38	F 8L 513	128,000	8	13382	155 - 194 kW	D	282	41
F 6L 413 R	120,000	6	8822	100 - 135 kW	D	281	37	TCD 2012 L4 2V	101,000	4	4038	73 - 80 kW	D	276	19
F 6L 413	120,000	6	8478	99 - 130 kW	D	281	37	TCD 2012 L4 4V	101,000	4	4038	98 kW	D	276	19
F 6L 912 D	100,000	6	5655	42 - 92 kW	D	274	15	TCD 2012 L6 2V	101,000	6	6057	147 kW	D	276	19
F 6L 912 T	100,000	6	5655	81 kW	D	274	14	TCD 2013 L06 4V	108,000	6	7146	147 - 243 kW	D	280	32
F 6L 912 W	100,000	6	5655	57 - 74 kW	D	274	15	TCD 2013 L4 2V	108,000	4	4764	120 kW	D	281	33
F 6L 912	100,000	6	5655	48 - 82 kW	D	274	15	TCD 2013 L4 4V	108,000	4	4764	140 - 161 kW	D	281	34
F 6L 913 T	102,000	6	6128	91 kW	D	277	23	TCD 2013 L6 2V	108,000	6	7146	139 - 200 kW	D	281	35
F 6L 913	102,000	6	6128	51 - 101 kW	D	277	23	TCD 2013 L6 4V	108,000	6	7146	147 - 243 kW	D	281	36



90,000 mm									1
F 3L 612									
401501-00-1									1 pair
-25-1		HL	AL	69,971	74,500	27,000	↑ LO1G	2,229	
-50-1				69,990	74,519		↓ LO1G		
-75-1									
401501-00-4									5 pairs
-25-4	1-5	HL	AL	69,971	74,500	27,000	↑ LO1G	2,229	
-50-4				69,990	74,519		↓ LO1G		
-75-4									
-100-4									
-125-4									
-150-4									
91,000 mm									2
F 2L 1011 F, F 2L 1011, F 2M 1011 F,									
401508-00-1									1 pair
-25-1		HL	AL	69,970	75,000	28,000	↑ LO1G	2,490	
-50-1				69,990	75,019		↓ LO1G		
411507-00-1									1 pair
	1	AS	AL	75,500	89,750		↑ L G	2,450	
				75,750	90,000		↓ L G		
431508-00-1									1 pair
-25-1		PL	AL	54,970	58,500	25,600	↑ L	1,748	
-50-1				54,990	58,520		↓ L		
441503-00-2									2 pairs
	1-2	PB	CU2	25,995	29,000	26,400	↑ O1G	1,710	
				26,000	29,021		↓		
91,000 mm									3
F 2M 1011									
401508-00-1									1 pair
-25-1		HL	AL	69,970	75,000	28,000	↑ LO1G	2,490	
-50-1				69,990	75,019		↓ LO1G		
411507-00-1									1 pair
	1	AS	AL	75,500	89,750		↑ L G	2,450	
				75,750	90,000		↓ L G		
91,000 mm									4
BF 3M 1011 F, BF 3M 1011, BF 4L 1011 FT, BF 4L 1011 F, BF 4M 1011 F, F 3L 1011 F, F 3L 1011, F 3M 1011 F, F 3M 1011, F 4L 1011 F, F 4M 1011 F,									
401508-00-1									1 pair
-25-1		HL	AL	69,970	75,000	28,000	↑ LO1G	2,490	
-50-1				69,990	75,019		↓ LO1G		
411507-00-1									1 pair
	1	AS	AL	75,500	89,750		↑ L G	2,450	
				75,750	90,000		↓ L G		
431508-00-1									1 pair
-25-1		PL	AL	54,970	58,500	25,600	↑ L	1,748	
-50-1				54,990	58,520		↓ L		
91,000 mm									5
F 4L 1011 FL									
401508-00-1									1 pair
-25-1		HL	AL	69,970	75,000	28,000	↑ LO1G	2,490	
-50-1				69,990	75,019		↓ LO1G		



94,000 mm 6

D 2011 L2 , D 2011 L3 ,

401508-00-1								1 pair
-25-1		HL	AL	69,970	75,000	28,000	↑ LO1G	2,490
-50-1				69,990	75,019		↓ LO1G	
411507-00-1								1 pair
1		AS	AL	75,500	89,750		↑ L G	2,450
				75,750	90,000		↓ L G	

94,000 mm 7

D 2011 L2 I , D 2011 L3 I ,

411507-00-1								1 pair
1		AS	AL	75,500	89,750		↑ L G	2,450
				75,750	90,000		↓ L G	

94,000 mm 8

F 2L 2011 , F 2M 2011 ,

401508-00-1								1 pair
-25-1		HL	AL	69,970	75,000	28,000	↑ LO1G	2,490
-50-1				69,990	75,019		↓ LO1G	
411507-00-1								1 pair
1		AS	AL	75,500	89,750		↑ L G	2,450
				75,750	90,000		↓ L G	
431508-00-1								1 pair
-25-1		PL	AL	54,970	58,500	25,600	↑ L	1,748
-50-1				54,990	58,520		↓ L	
441503-00-2								2 pairs
1-2		PB	CU2	25,995	29,000	26,400	↑ O1G	1,710
				26,000	29,021		↓	

94,000 mm 9

BF 3L 2011 , BF 3M 2011 , BF 4L 2011 , BF 4M 2011 M , BF 4M 2011 , F 3L 2011 , F 3M 2011 , F 4L 2011 , F 4M 2011 ,

401508-00-1								1 pair
-25-1		HL	AL	69,970	75,000	28,000	↑ LO1G	2,490
-50-1				69,990	75,019		↓ LO1G	
411507-00-1								1 pair
1		AS	AL	75,500	89,750		↑ L G	2,450
				75,750	90,000		↓ L G	
431508-00-1								1 pair
-25-1		PL	AL	54,970	58,500	25,600	↑ L	1,748
-50-1				54,990	58,520		↓ L	

95,000 mm 10

F 1L 812 , F 2L 812 , F 3L 812 , F 6 L 812 ,

401501-00-1								1 pair
-25-1		HL	AL	69,971	74,500	27,000	↑ LO1G	2,229
-50-1				69,990	74,519		↓ LO1G	
-75-1								
401501-00-4								5 pairs
-25-4	1-5	HL	AL	69,971	74,500	27,000	↑ LO1G	2,229
-50-4				69,990	74,519		↓ LO1G	
-75-4								
-100-4								
-125-4								
-150-4								



95,000 mm							11	
F 4L 812								
401501-00-1								1 pair
-25-1		HL	AL	69,971	74,500	27,000	↑ LO1G	2,229
-50-1				69,990	74,519		↓ LO1G	
-75-1								
401501-00-4								5 pairs
-25-4	1-5	HL	AL	69,971	74,500	27,000	↑ LO1G	2,229
-50-4				69,990	74,519		↓ LO1G	
-75-4								
-100-4								
-125-4								
-150-4								
411502-00-2								2 pairs
		AS	AL	79,000	94,614		↑ G	2,985
				79,300	94,964		↓ L	1 pair
		AS	AL	79,000	101,614		↑ G	2,985
				79,300	101,964		↓ L	1 pair
441501-00-4								4 pairs
	1-4	PB	CU2	34,995	38,000	33,800	↑ O1	1,482
				35,000	38,016		↓	
96,000 mm							12	
D 2011 L4 W								
411507-00-1								1 pair
	1	AS	AL	75,500	89,750		↑ L G	2,450
				75,750	90,000		↓ L G	
98,000 mm							13	
BF 4M 2013 C , BF 4M 2013 EC , BF 6M 2013 C , BF 6M 2013 ,								
401503-00-6								7 pairs
-25-6	1-7	HL	AL	83,980	89,000	25,200	↑ LO2G	2,485
				84,000	89,022		↓ L	
401509-00-1								1 pair
		HL	AL	83,980	89,000	22,800	↑ LO1G	2,485
				84,000	89,022		↓ L	
411505-00-2								2 pairs
	1-2	AS	AL	91,400	113,750		↑ L G	2,050
				91,700	114,000		↓ G	
411506-00-2								2 pairs
	1-2	AS	AL	93,400	113,750		↑ L G	2,050
				93,700	114,000		↓ G	
431504-00-1								1 pair
-25-1		PL	CU3	62,980	66,619	29,300	↑ L	1,787
				63,000	66,600		↓ L	
431511-00-1								1 pair
		PL	SP	62,980	66,600	29,300	↑ L	1,787
			↓ CU3	63,000	66,619		↓ L	



100,000 mm **14**

F 2L 912 , F 2L 913 , F 6L 912 T ,

401501-00-1 **1 pair**

-25-1	HL	AL	69,971	74,500	27,000	↑ LO1G	2,229
-50-1			69,990	74,519		↓ LO1G	
-75-1							

401501-00-4 **5 pairs**

-25-4	1-5	HL	AL	69,971	74,500	27,000	↑ LO1G	2,229
-50-4				69,990	74,519		↓ LO1G	
-75-4								
-100-4								
-125-4								
-150-4								

431501-00-1 **1 pair**

-25-1	PL	AL	59,941	64,000	25,000	↑ L	2,000
-50-1			59,960	64,019		↓ L	
-75-1							

100,000 mm **15**

BF 6L 912 , F 3L 912 D , F 3L 912 W , F 3L 912 , F 5L 912 D , F 5L 912 , F 6L 912 D , F 6L 912 W , F 6L 912 ,

401501-00-1 **1 pair**

-25-1	HL	AL	69,971	74,500	27,000	↑ LO1G	2,229
-50-1			69,990	74,519		↓ LO1G	
-75-1							

401501-00-4 **5 pairs**

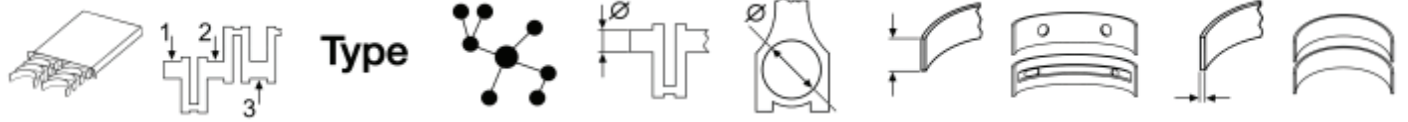
-25-4	1-5	HL	AL	69,971	74,500	27,000	↑ LO1G	2,229
-50-4				69,990	74,519		↓ LO1G	
-75-4								
-100-4								
-125-4								
-150-4								

411502-00-2 **2 pairs**

AS	AL	79,000	94,614		↑ G	2,985	1 pair
		79,300	94,964		↓ L G		
AS	AL	79,000	101,614		↑ G	2,985	1 pair
		79,300	101,964		↓ L G		

431501-00-1 **1 pair**

-25-1	PL	AL	59,941	64,000	25,000	↑ L	2,000
-50-1			59,960	64,019		↓ L	
-75-1							



Type

100,000 mm

16

F 4L 912 D , F 4L 912 W , F 4L 912 ,

401501-00-1										1 pair
-25-1		HL	AL	69,971	74,500	27,000	↑ LO1G		2,229	
-50-1				69,990	74,519		↓ LO1G			
-75-1										
401501-00-4										5 pairs
-25-4	1-5	HL	AL	69,971	74,500	27,000	↑ LO1G		2,229	
-50-4				69,990	74,519		↓ LO1G			
-75-4										
-100-4										
-125-4										
-150-4										
411502-00-2										2 pairs
		AS	AL	79,000	94,614		↑ L G		2,985	1 pair
				79,300	94,964		↓ L G			
		AS	AL	79,000	101,614		↑ L G		2,985	1 pair
				79,300	101,964		↓ L G			
431501-00-1										1 pair
-25-1		PL	AL	59,941	64,000	25,000	↑ L		2,000	
-50-1				59,960	64,019		↓ L			
-75-1										
431501-00-4										4 pairs
-25-4	1-4	PL	AL	59,941	64,000	25,000	↑ L		2,000	
-50-4				59,960	64,019		↓ L			
-75-4										
-100-4										
-125-4										
-150-4										
441501-00-4										4 pairs
	1-4	PB	CU2	34,995	38,000	33,800	↑ O1		1,482	
				35,000	38,016		↓			

101,000 mm

17

BF 4M 2012 B , BF 4M 2012 C , BF 4M 2012 , BF 6M 2012 C ,

401503-00-6										7 pairs
-25-6	1-7	HL	AL	83,980	89,000	25,200	↑ LO2G		2,485	
				84,000	89,022		↓ L			
401509-00-1										1 pair
		HL	AL	83,980	89,000	22,800	↑ LO1G		2,485	
				84,000	89,022		↓ L			
411505-00-2										2 pairs
	1-2	AS	AL	91,400	113,750		↑ L G		2,050	
				91,700	114,000		↓ G			
411506-00-2										2 pairs
	1-2	AS	AL	93,400	113,750		↑ L G		2,050	
				93,700	114,000		↓ G			
431504-00-1										1 pair
-25-1		PL	CU3	62,980	66,619	29,300	↑ L		1,787	
				63,000	66,600		↓ L			
431511-00-1										1 pair
		PL	SP ↓ CU3	62,980	66,600	29,300	↑ L		1,787	
				63,000	66,619		↓ L			



101,000 mm **18**

BF 4M 2012 C*

411505-00-2 2 pairs									
1-2	AS	AL	91,400	113,750		↑ L	G	2,050	
			91,700	114,000		↓	G		
411506-00-2 2 pairs									
1-2	AS	AL	93,400	113,750		↑ L	G	2,050	
			93,700	114,000		↓	G		
431504-00-1 1 pair									
-25-1	PL	CU3	62,980	66,619	29,300	↑ L		1,787	
			63,000	66,600		↓ L			

101,000 mm **19**

TCD 2012 L4 2V , TCD 2012 L4 4V , TCD 2012 L6 2V ,

401509-00-1 1 pair									
	HL	AL	83,980	89,000	22,800	↑ L	O1G	2,485	
			84,000	89,022		↓ L			
431509-00-1 1 pair									
-25-1	PL	CU3	69,980	73,600	24,000	↑ L		1,787	
			70,000	73,619		↓ L			

102,000 mm **20**

BF 4L 913

411503-00-2 2 pairs									
	AS	AL	87,000	100,614		↑	G	2,985	1 pair
			87,350	100,964		↓ L	G		
	AS	AL	87,000	107,614		↑	G	2,985	1 pair
			87,350	107,964		↓ L	G		
431502-00-1 1 pair									
-25-1	PL	CU3	65,971	70,000	25,000	↑ L		1,985	
-50-1			65,990	70,019		↓ L			

102,000 mm **21**

BF 6L 913

401502-00-6 7 pairs									
-25-6	1-7	HL	74,971	79,000	25,000	↑ L	O1G	1,980	
-50-6			74,990	79,019		↓ L	O1G		
-75-6									
411503-00-2 2 pairs									
	AS	AL	87,000	100,614		↑	G	2,985	1 pair
			87,350	100,964		↓ L	G		
	AS	AL	87,000	107,614		↑	G	2,985	1 pair
			87,350	107,964		↓ L	G		
431502-00-1 1 pair									
-25-1	PL	CU3	65,971	70,000	25,000	↑ L		1,985	
-50-1			65,990	70,019		↓ L			

102,000 mm **22**

BF 6L 913 C , BF 6L 913 T ,

401502-00-6 7 pairs									
-25-6	1-7	HL	74,971	79,000	25,000	↑ L	O1G	1,980	
-50-6			74,990	79,019		↓ L	O1G		
-75-6									
411503-00-2 2 pairs									
	AS	AL	87,000	100,614		↑	G	2,985	1 pair
			87,350	100,964		↓ L	G		
	AS	AL	87,000	107,614		↑	G	2,985	1 pair
			87,350	107,964		↓ L	G		



102,000 mm							23	
F 3L 913, F 6L 913 T, F 6L 913,								
401501-00-1								1 pair
-25-1		HL	AL	69,971	74,500	27,000	↑ LO1G	2,229
-50-1				69,990	74,519		↓ LO1G	
-75-1								
401501-00-4								5 pairs
-25-4	1-5	HL	AL	69,971	74,500	27,000	↑ LO1G	2,229
-50-4				69,990	74,519		↓ LO1G	
-75-4								
-100-4								
-125-4								
-150-4								
411502-00-2								2 pairs
		AS	AL	79,000	94,614		↑ G	2,985
				79,300	94,964		↓ L G	1 pair
		AS	AL	79,000	101,614		↑ G	2,985
				79,300	101,964		↓ L G	1 pair
431501-00-1								1 pair
-25-1		PL	AL	59,941	64,000	25,000	↑ L	2,000
-50-1				59,960	64,019		↓ L	
-75-1								

102,000 mm							24	
BF 3L 914, BF 4L 913 C, BF 4L 913 T, BF 4L 914, BF 6L 914 C, BF 6L 914, F 3L 914, F 4L 914, F 5L 914, F 6L 914,								
411503-00-2								2 pairs
		AS	AL	87,000	100,614		↑ G	2,985
				87,350	100,964		↓ L G	1 pair
		AS	AL	87,000	107,614		↑ G	2,985
				87,350	107,964		↓ L G	1 pair



102,000 mm **25**

F 4L 913

401501-00-1 1 pair									
-25-1		HL	AL	69,971	74,500	27,000	↑ LO1G		2,229
-50-1				69,990	74,519		↓ LO1G		
-75-1									
401501-00-4 5 pairs									
-25-4	1-5	HL	AL	69,971	74,500	27,000	↑ LO1G		2,229
-50-4				69,990	74,519		↓ LO1G		
-75-4									
-100-4									
-125-4									
-150-4									
411502-00-2 2 pairs									
		AS	AL	79,000	94,614		↑ G		2,985
				79,300	94,964		↓ L		1 pair
		AS	AL	79,000	101,614		↑ G		2,985
				79,300	101,964		↓ L		1 pair
431501-00-1 1 pair									
-25-1		PL	AL	59,941	64,000	25,000	↑ L		2,000
-50-1				59,960	64,019		↓ L		
-75-1									
431501-00-4 4 pairs									
-25-4	1-4	PL	AL	59,941	64,000	25,000	↑ L		2,000
-50-4				59,960	64,019		↓ L		
-75-4									
-100-4									
-125-4									
-150-4									
441501-00-4 4 pairs									
	1-4	PB	CU2	34,995	38,000	33,800	↑ O1		1,482
				35,000	38,016		↓		

108,000 mm **26**

BF 4M 1013 C , BF 4M 1013 E , BF 4M 1013E C , BF 4M 1013 ,

401504-00-1 1 pair									
-25-1		HL	AL	84,980	90,500	31,000	↑ LO2G		2,735
				85,000	90,520		↓ LO2G		
411504-00-2 2 pairs									
	1,2	AS	AL	91,400	114,000		↑ L	G	2,950
				91,400	114,000		↓	G	
431503-00-1 1 pair									
-25-1		PL	CU3	67,980	72,500	30,000	↑ L		2,232
				68,000	72,520		↓ L		
441504-00-1 1 pair									
	1	PB	CU2	41,994	45,500	29,800	↑ O1G		1,600
				42,000	45,520		↓		

108,000 mm **27**

BF 4M 1013 ECW , BF 4M 1013 EW , BF 6M 1013 ECW , BF 6M 1013 EW ,

441504-00-1 1 pair									
	1	PB	CU2	41,994	45,500	29,800	↑ O1G		1,600
				42,000	45,520		↓		



108,000 mm							28	
BF 4M 1013 FC								
401504-00-1 1 pair								
-25-1		HL	AL	84,980 85,000	90,500 90,520	31,000	↑ LO2G ↓ LO2G	2,735
411504-00-2 2 pairs								
	1,2	AS	AL	91,400 91,400	114,000 114,000		↑ L G ↓ G	2,950
431503-00-1 1 pair								
-25-1		PL	CU3	67,980 68,000	72,500 72,520	30,000	↑ L ↓ L	2,232
431510-00-1 1 pair								
-25-1		PL	CU3	67,980 68,000	72,500 72,520	30,000	↑ L ↓ L	2,232
441504-00-1 1 pair								
	1	PB	CU2	41,994 42,000	45,500 45,520	29,800	↑ O1G ↓	1,600
108,000 mm							29	
BF 6M 1013 C , BF 6M 1013 EC , BF 6M 1013 E , BF 6M 1013 ,								
401504-00-1 1 pair								
-25-1		HL	AL	84,980 85,000	90,500 90,520	31,000	↑ LO2G ↓ LO2G	2,735
401504-00-6 7 pairs								
-25-6	1-7	HL	AL	84,980 85,000	90,500 90,520	31,000	↑ LO2G ↓ LO2G	2,735
411504-00-2 2 pairs								
	1,2	AS	AL	91,400 91,400	114,000 114,000		↑ L G ↓ G	2,950
431503-00-1 1 pair								
-25-1		PL	CU3	67,980 68,000	72,500 72,520	30,000	↑ L ↓ L	2,232
431503-00-6 6 pairs								
	1-6	PL	CU3	67,980 68,000	72,500 72,520	30,000	↑ L ↓ L	2,232
441504-00-1 1 pair								
	1	PB	CU2	41,994 42,000	45,500 45,520	29,800	↑ O1G ↓	1,600



108,000 mm **30**

BF 6M 1013 FC

401504-00-1 1 pair								
-25-1		HL	AL	84,980 85,000	90,500 90,520	31,000	↑ LO2G ↓ LO2G	2,735
401504-00-6 7 pairs								
-25-6	1-7	HL	AL	84,980 85,000	90,500 90,520	31,000	↑ LO2G ↓ LO2G	2,735
411504-00-2 2 pairs								
	1,2	AS	AL	91,400 91,400	114,000 114,000		↑ L G ↓ G	2,950
431503-00-1 1 pair								
-25-1		PL	CU3	67,980 68,000	72,500 72,520	30,000	↑ L ↓ L	2,232
431503-00-6 6 pairs								
	1-6	PL	CU3	67,980 68,000	72,500 72,520	30,000	↑ L ↓ L	2,232
431510-00-1 1 pair								
-25-1		PL	CU3	67,980 68,000	72,500 72,520	30,000	↑ L ↓ L	2,232
431513-00-6 6 pairs								
	1-6	PL	CU3 PY	67,980 68,000	72,500 72,520	30,000	↑ L ↓ L	2,232
441504-00-1 1 pair								
	1	PB	CU2	41,994 42,000	45,500 45,520	29,800	↑ O1G ↓	1,600

108,000 mm **31**

BF 6M 1013 CP , BF 6M 1013E CP ,

401504-00-1 1 pair								
-25-1		HL	AL	84,980 85,000	90,500 90,520	31,000	↑ LO2G ↓ LO2G	2,735
401504-00-6 7 pairs								
-25-6	1-7	HL	AL	84,980 85,000	90,500 90,520	31,000	↑ LO2G ↓ LO2G	2,735
411504-00-2 2 pairs								
	1,2	AS	AL	91,400 91,400	114,000 114,000		↑ L G ↓ G	2,950
441504-00-1 1 pair								
	1	PB	CU2	41,994 42,000	45,500 45,520	29,800	↑ O1G ↓	1,600

108,000 mm **32**

TCD 2013 L06 4V

401507-00-6 7 pairs								
-25-6	1-7	HL	CU3	84,980 85,000	90,500 90,520	26,500	↑ LO1G ↓ L	2,735
411504-00-2 2 pairs								
	1,2	AS	AL	91,400 91,400	114,000 114,000		↑ L G ↓ G	2,950
431506-00-1 1 pair								
		PL	CU3 PY	74,980 75,000	80,000 80,020	29,200	↑ L ↓ L	2,482
431506-00-6 6 pairs								
	1-6	PL	CU3 PY	74,980 75,000	80,000 80,020	29,200	↑ L ↓ L	2,482
431512-00-6 6 pairs								
	1-6	PL	CU3 PY	74,980 75,000	80,000 80,020	29,200	↑ L ↓ L	2,482



108,000 mm							33	
TCD 2013 L4 2V								
401504-00-1 1 pair								
-25-1		HL	AL	84,980 85,000	90,500 90,520	31,000	↑ LO2G ↓ LO2G	2,735
411504-00-2 2 pairs								
	1,2	AS	AL	91,400 91,400	114,000 114,000		↑ L G ↓ G	2,950
431506-00-1 1 pair								
		PL	CU3 PY	74,980 75,000	80,000 80,020	29,200	↑ L ↓ L	2,482
431510-00-1 1 pair								
-25-1		PL	CU3	67,980 68,000	72,500 72,520	30,000	↑ L ↓ L	2,232
108,000 mm							34	
TCD 2013 L4 4V								
411504-00-2 2 pairs								
	1,2	AS	AL	91,400 91,400	114,000 114,000		↑ L G ↓ G	2,950
431506-00-1 1 pair								
		PL	CU3 PY	74,980 75,000	80,000 80,020	29,200	↑ L ↓ L	2,482
108,000 mm							35	
TCD 2013 L6 2V								
401504-00-1 1 pair								
-25-1		HL	AL	84,980 85,000	90,500 90,520	31,000	↑ LO2G ↓ LO2G	2,735
401504-00-6 7 pairs								
-25-6	1-7	HL	AL	84,980 85,000	90,500 90,520	31,000	↑ LO2G ↓ LO2G	2,735
401507-00-6 7 pairs								
-25-6	1-7	HL	CU3	84,980 85,000	90,500 90,520	26,500	↑ LO1G ↓ L	2,735
411504-00-2 2 pairs								
	1,2	AS	AL	91,400 91,400	114,000 114,000		↑ L G ↓ G	2,950
431510-00-1 1 pair								
-25-1		PL	CU3	67,980 68,000	72,500 72,520	30,000	↑ L ↓ L	2,232
431513-00-6 6 pairs								
	1-6	PL	CU3 PY	67,980 68,000	72,500 72,520	30,000	↑ L ↓ L	2,232
108,000 mm							36	
TCD 2013 L6 4V								
401507-00-6 7 pairs								
-25-6	1-7	HL	CU3	84,980 85,000	90,500 90,520	26,500	↑ LO1G ↓ L	2,735
411504-00-2 2 pairs								
	1,2	AS	AL	91,400 91,400	114,000 114,000		↑ L G ↓ G	2,950
120,000 mm							37	
BF 12L 413 , BF 6L 413 , BF 8L 413 , F 10L 413 L , F 10L 413 , F 12L 413 , F 6L 413 R , F 6L 413 , F 8L 413 ,								
431505-00-1 1 pair								
-25-1		PL	CU3	74,971 74,990	80,000 80,019	27,800		2,475



125,000 mm **38**

BF 10L 413 FW , BF 10L 413 F , BF 10L 513 C , BF 10L 513 F , BF 10L 513 , BF 12L 413 F , BF 12L 513 CP , BF 12L 513 C , BF 12L 513 F , BF 12L 513 , BF 6L 413 FRC , BF 6L 413 FR , BF 6L 413 FW , BF 6L 413 F , BF 6L 513 C , BF 6L 513 , BF 8L 513 C , BF 8L 513 , F 10L 413 FW , F 10L 413 FZ , F 10L 413 F , F 10L 513 F , F 12L 413 FW , F 12L 413 F , F 12L 513 F , F 6L 413 FR , F 6L 413 FW , F 6L 413 F ,

431505-00-1										1 pair
-25-1		PL	CU3	74,971 74,990	80,000 80,019	27,800			2,475	

125,000 mm **39**

BF 8L 413 F , F 8L 413 FW , F 8L 413 F ,

401506-00-8										5 pairs
-25-8	1-4	HL	CU3	94,966 94,988	101,000 101,022	29,000	↑ LO1G ↓ L		2,970	4 pairs
	5	FL	CU3	94,966 94,988	101,000 101,022	40,820	↑ LO1G ↓ L		2,970	1 pair

431505-00-1										1 pair
-25-1		PL	CU3	74,971 74,990	80,000 80,019	27,800			2,475	

128,000 mm **40**

F 10L 513 L , F 10L 513 T , F 10L 513 , F 12L 513 L , F 12L 513 ,

431505-00-1										1 pair
-25-1		PL	CU3	74,971 74,990	80,000 80,019	27,800			2,475	









128,000 mm **41**

F 8L 513

401506-00-8										5 pairs
-25-8	1-4	HL	CU3	94,966 94,988	101,000 101,022	29,000	↑ LO1G ↓ L		2,970	4 pairs
	5	FL	CU3	94,966 94,988	101,000 101,022	40,820	↑ LO1G ↓ L		2,970	1 pair






431505-00-1										1 pair
-25-1		PL	CU3	74,971 74,990	80,000 80,019	27,800			2,475	








							
			ccm		kW		1 POS
DART 1.4 T	EAF	04.12	1368	B	119 kW	285	2
H100 Bus 2.5 D	4D56-T	09.10	2477	D	74 kW	285	3
H100 Kasten 2.5 D	4D56-T	09.09	2477	D	74 kW	285	3
H100 Pritsche/Fahrgestell 2.5 D	4D56-T	01.07 - 12.11	2477	D	70 kW	285	3
i 10 1.1	G4HG	09.11	1086	B	49 kW	285	1

DODGE



			ccm	kW			1 POS
4D56-T	91,100	4	2477	70 - 74 kW	D	285	3
EAF	72,000	4	1368	119 kW	B	285	2

			ccm	kW			1 POS
G4HG	67,000	4	1086	49 - 49 kW	B	285	1











67,000 mm										1
G4HG										
432411-00-4										4 pairs
-25-4	1-4	PL	AL	42,020	39,150	14,500	↑ L	1,500		
-50-4				42,020	39,150		↓ L			
-75-4										
72,000 mm										2
EAF										
400102-00-4										6 pairs
-25-4	1-5	HL	AL	47,980	51,705	19,000	↑ LO2G	1,848	5 pairs	
-50-4				48,000	51,718		↓ LO2G			
-75-4										
-100-4	3	AS	AL	52,000	68,766			2,325	1 pair	
				52,200	69,020					
430102-00-4										4 pairs
-25-4	1-4	PL	AL	41,988	45,127	19,000	↑ LO1	1,548		
-50-4				42,008	45,140		↓ LO1			
-75-4										
-100-4										
91,100 mm										3
4D56-T										
408701-00-4										5 pairs
-25-4	1,2,4,5	HL	AL	65,979	69,999	25,130	↑ LO2G	1,990	4 pairs	
-50-4				65,999	70,020		↓ L			
-75-4	3	FL	AL	65,979	69,999	30,950	↑ LO2	1,990	1 pair	
				65,999	70,020		↓ LO2			
408703-00-4										5 pairs
-25-4	1-5	HL	AL	65,979	69,999	24,993	↑ LO2G	1,986		
-50-4				65,999	70,020		↓ L			
418706-00-1										1 pair
-10-1	1	AS	AL	72,000	90,000		↑ G	2,480		
				72,000	90,000		↓ G			
438703-00-4										4 pairs
-25-4	1-4	PL	AL	52,980	56,020	25,130	↑ L	1,493		
-50-4				52,980	56,020		↓ L			
-75-4										



siehe Motorenliste
see engline list
voir la liste des moteurs
ver lista de motores
см. список двигателей
تالكر حطلا قمىق رظنا



DONGFENG (DFAC)

 ENGINE	 \varnothing		 ccm	 kW			 1 POS
G4HC	66,000	4	999	44 kW	B	288	1




DONGFENG (DFAC)






66,000 mm								1	
G4HC									
402402-00-4								5 pairs	
-25-4	1-5	HL	AL	41,985	46,000	16,000	↑ LO2G	1,987	
-50-4				42,000	46,013		↓ LO2G		
432402-00-4								4 pairs	
-25-4	1-4	PL	AL	37,985	41,000	14,500	↑ L	1,490	
-50-4				38,000	41,013		↓ L		



DS 3 (SA_) 1.2 THP 110 / PureTech 110 (SAHNPS)	HNP (EB2ADT)	04.15 - 07.19	1199	B	81 kW	291	5
DS 3 (SA_) 1.2 THP 110 / PureTech 110 (SAHNPS)	HNZ (EB2DT)	04.15 - 07.19	1199	B	81 kW	292	6
DS 3 (SA_) 1.2 THP 130	HNY (EB2DTS)	09.15 - 07.19	1199	B	96 kW	292	6
DS 3 (SA_) 1.2 VTi 82	HMZ (EB2)	04.15 - 07.19	1199	B	60 kW	291	5
DS 3 (SA_) 1.2 VTi 82	HMZ (EB2F)	04.15 - 07.19	1199	B	60 kW	292	6
DS 3 (SA_) 1.4 HDi 70	8HP (DV4C)	07.15 - 12.16	1398	D	50 kW	291	1
DS 3 (SA_) 1.4 HDi 70	8HR (DV4C)	07.15 - 12.16	1398	D	50 kW	291	1
DS 3 (SA_) 1.6 BlueHDi 100	BHY (DV6FD)	04.15 - 07.19	1560	D	73 kW	291	4
DS 3 (SA_) 1.6 BlueHDi 116	BHX (DV6FC)	07.15 - 07.19	1560	D	85 kW	291	3
DS 3 (SA_) 1.6 BlueHDi 120	BHZ (DV6FC)	07.15 - 07.19	1560	D	88 kW	291	4
DS 3 (SA_) 1.6 BlueHDi 75	BHW (DV6FE)	07.15 - 07.19	1560	D	55 kW	291	4
DS 3 (SA_) 1.6 THP 156	5FV (EP6CDT)	07.16 - 07.19	1598	B	115 kW	292	8
DS 3 (SA_) 1.6 THP 165	5GZ (EP6FDT)	07.15 - 07.19	1598	B	121 kW	292	8
DS 3 (SA_) 1.6 THP 208	5GM (EP6FDTX)	09.15 - 07.19	1598	B	153 kW	292	9
DS 3 (SA_) 1.6 THP	5GZ (EP6FDT)	07.15 - 07.19	1598	B	120 kW	292	8
DS 3 (SA_) 1.6 Vi	5FS (EP6C)	07.15 - 07.19	1598	B	88 kW	292	8
DS 3 (SA_) 1.6 e-HDi 92	9HP (DV6TDED)	04.15 - 07.19	1560	D	68 kW	291	4
DS 3 CROSSBACK (UR_ UC_ UJ_) 1.2 PureTech 100	HNK (EB2ADTD)	10.18	1199	B	74 kW	291	5
DS 3 CROSSBACK (UR_ UC_ UJ_) 1.2 PureTech 130	HNS (EB2ADTS)	10.18	1199	B	96 kW	291	2
DS 3 CROSSBACK (UR_ UC_ UJ_) 1.2 PureTech 155	HNN (EB2ADTX)	10.18	1199	B	115 kW	291	5
DS 3 CROSSBACK (UR_ UC_ UJ_) 1.5 BlueHDi 100	YHY (DV5RD)	10.18	1499	D	75 kW	292	7
DS 3 CROSSBACK (UR_ UC_ UJ_) 1.5 BlueHDi 110 (UCYHSK)	YHS (DV5RCE)	01.21	1499	D	81 kW	292	7
DS 3 CROSSBACK (UR_ UC_ UJ_) 1.5 BlueHDi 130	YHZ (DV5RC)	10.18	1499	D	96 kW	292	7
DS 3 Cabriolet (SB_) 1.2 THP 110	HNP (EB2ADT)	07.15 - 07.19	1199	B	81 kW	291	5
DS 3 Cabriolet (SB_) 1.2 THP 110	HNZ (EB2DT)	07.15 - 07.19	1199	B	81 kW	292	6
DS 3 Cabriolet (SB_) 1.2 THP 130	HNY (EB2DTS)	09.15 - 07.19	1199	B	96 kW	292	6
DS 3 Cabriolet (SB_) 1.2 VTi 82	HMZ (EB2F)	07.15 - 07.19	1199	B	60 kW	292	6
DS 3 Cabriolet (SB_) 1.6 BlueHDi 100	BHY (DV6FD)	07.15 - 07.19	1560	D	73 kW	291	4
DS 3 Cabriolet (SB_) 1.6 BlueHDi 116	BHX (DV6FC)	07.15 - 07.19	1560	D	85 kW	291	3
DS 3 Cabriolet (SB_) 1.6 BlueHDi 120	BHZ (DV6FC)	07.15 - 07.19	1560	D	88 kW	291	4
DS 3 Cabriolet (SB_) 1.6 THP 165	5GZ (EP6FDT)	07.15 - 07.19	1598	B	121 kW	292	8
DS 3 Cabriolet (SB_) 1.6 THP 208	5GM (EP6FDTX)	09.15 - 07.19	1598	B	153 kW	292	9
DS 3 Cabriolet (SB_) 1.6 THP	5GZ (EP6FDT)	07.15 - 07.19	1598	B	120 kW	292	8
DS 4 / DS 4 CROSSBACK (NX_) 1.2 THP 130 (NXHNMY)	HNY (EB2DTS)	07.15 - 12.18	1199	B	96 kW	292	6
DS 4 / DS 4 CROSSBACK (NX_) 1.6 BlueHDi 100	BHY (DV6FD)	04.16 - 12.18	1560	D	73 kW	291	4
DS 4 / DS 4 CROSSBACK (NX_) 1.6 BlueHDi 115	BHX (DV6FC)	07.15 - 12.18	1560	D	85 kW	291	3
DS 4 / DS 4 CROSSBACK (NX_) 1.6 BlueHDi 120	BHZ (DV6FC)	07.15 - 12.18	1560	D	88 kW	291	4
DS 4 / DS 4 CROSSBACK (NX_) 1.6 THP 150	5FE (EP6CDTMD)	10.16 - 12.18	1598	B	110 kW	292	8
DS 4 / DS 4 CROSSBACK (NX_) 1.6 THP 165	5GZ (EP6FDT)	07.15 - 12.18	1598	B	121 kW	292	8
DS 4 / DS 4 CROSSBACK (NX_) 1.6 THP 210	5GM (EP6FDTX)	07.15 - 12.18	1598	B	155 kW	292	9
DS 4 / DS 4 CROSSBACK (NX_) 1.6 VTi	5FS (EP6C)	07.15 - 12.18	1598	B	88 kW	292	8
DS 4 / DS 4 CROSSBACK (NX_) 1.6 e-HDi 115	9HD (DV6C)	07.15 - 12.18	1560	D	84 kW	291	4
DS 4 / DS 4 CROSSBACK (NX_) 2.0 BlueHDi 150	AHR (DW10FD)	07.15 - 12.18	1997	D	110 kW	293	11
DS 4 / DS 4 CROSSBACK (NX_) 2.0 BlueHDi 180	AHW (DW10FC)	07.15 - 12.18	1997	D	133 kW	293	11
DS 4 II (F_ FB_ F3_) BlueHDi 130 (FBYHZT)	YHZ (DV5RC)	10.21	1499	D	96 kW	292	7
DS 4 II (F_ FB_ F3_) PureTech 130	HNS (EB2ADTS)	10.21	1199	B	96 kW	291	2
DS 5 (KF_) 1.6 BlueHDi 115	BHX (DV6C)	06.15 - 12.18	1560	D	85 kW	291	3
DS 5 (KF_) 1.6 BlueHDi 120	BHZ (DV6FC)	06.15 - 12.18	1560	D	88 kW	291	4
DS 5 (KF_) 1.6 THP 165 (KF5GZT)	5GZ (EP6FDT)	07.15 - 12.18	1598	B	121 kW	292	8
DS 5 (KF_) 1.6 THP 210	5GM (EP6FDTX)	04.15 - 12.18	1598	B	155 kW	292	9
DS 5 (KF_) 2.0 BlueHDi 135	AHV (DW10FDD)	06.15 - 12.18	1997	D	100 kW	292	10
DS 5 (KF_) 2.0 BlueHDi 150	AHR (DW10FD)	04.15 - 12.18	1997	D	110 kW	293	11
DS 5 (KF_) 2.0 BlueHDi 180	AHW (DW10FC)	04.15 - 12.18	1997	D	133 kW	293	11
DS 5 (KF_) 2.0 HDi 165	RHH (DW10CTED4)	06.17 - 12.18	1997	D	120 kW	293	11
DS 5 (KF_) 2.0 Hybrid4	RHC (DW10CTED4)	04.15 - 12.18	1997	D	147 kW	293	11
DS 7 (J4_ JC_) BlueHDi 130 (JCYHZU)	YHZ (DV5RC)	09.22	1499	D	96 kW	292	7
DS 7 Crossback (J4_ JR_ JC_) 1.5 BlueHDi 130 (JCYHZJ, JCYHZR)	YHZ (DV5RC)	09.17	1499	D	96 kW	292	7
DS 7 Crossback (J4_ JR_ JC_) 2.0 BlueHDi 180 (JJEHZR)	EHZ (DW10FC)	09.17 - 09.20	1997	D	130 kW	292	10
DS 7 Crossback (J4_ JR_ JC_) 2.0 HDi 180 (JJEHZR)	EHZ (DW10FC)	07.18	1997	D	132 kW	292	10
DS 7 Crossback (J4_ JR_ JC_) PureTech 130 (JRHNSU)	HNS (EB2ADTS)	10.18 - 09.22	1199	B	96 kW	291	2

ENGINE	\varnothing		ccm	kW			1 POS
5FE (EP6CDTMD)	77,000	4	1598	110 kW	B	292	8
5FS (EP6C)	77,000	4	1598	88 kW	B	292	8
5FV (EP6CDT)	77,000	4	1598	115 kW	B	292	8
5GM (EP6FDTX)	77,000	4	1598	153 - 155 kW	B	292	9
5GZ (EP6FDT)	77,000	4	1598	120 - 121 kW	B	292	8
8HP (DV4C)	73,700	4	1398	50 kW	D	291	1
8HR (DV4C)	73,700	4	1398	50 kW	D	291	1
9HD (DV6C)	75,000	4	1560	82 - 84 kW	D	291	4
9HP (DV6DTEd)	75,000	4	1560	68 - 69 kW	D	291	4
AHR (DW10FD)	85,000	4	1997	110 kW	D	293	11
AHV (DW10FDD)	85,000	4	1997	100 kW	D	292	10
AHW (DW10FC)	85,000	4	1997	133 kW	D	293	11
BHW (DV6FE)	75,000	4	1560	55 kW	D	291	4
BHX (DV6C)	75,000	4	1560	85 kW	D	291	3
BHX (DV6FC)	75,000	4	1560	85 kW	D	291	3
BHY (DV6FD)	75,000	4	1560	73 kW	D	291	4
BHZ (DV6FC)	75,000	4	1560	85 - 88 kW	D	291	4

ENGINE	\varnothing		ccm	kW			1 POS
EHZ (DW10FC)	85,000	4	1997	130 - 132 kW	D	292	10
EP6CDTX	77,000	4	1598	115 kW	B	292	8
HMZ (EB2)	75,000	3	1199	60 kW	B	291	5
HMZ (EB2F)	75,000	3	1199	60 kW	B	292	6
HNK (EB2ADTD)	75,000	3	1199	74 kW	B	291	5
HNN (EB2ADTX)	75,000	3	1199	115 kW	B	291	5
HNP (EB2ADT)	75,000	3	1199	81 kW	B	291	5
HNS (EB2ADTS)	75,000	3	1199	96 kW	B	291	2
HNY (EB2DTS)	75,000	3	1199	96 kW	B	292	6
HNZ (EB2DT)	75,000	3	1199	81 kW	B	292	6
RHA (DW10CTED4)	85,000	4	1997	103 kW	D	292	10
RHC (DW10CTED4)	85,000	4	1997	120 kW	D	293	11
RHH (DW10CTED4)	85,000	4	1997	120 kW	D	293	11
YHS (DV5RCE)	75,000	4	1499	81 kW	D	292	7
YHY (DV5RD)	75,000	4	1499	75 kW	D	292	7
YHZ (DV5RC)	75,000	4	1499	96 kW	D	292	7



73,700 mm							1		
8HP (DV4C), 8HR (DV4C),									
431103-00-4							4 pairs		
-30-4	1-4	PL	CU3	44,975	48,665	17,050			1,820
-50-4				44,991	48,671				
-80-4									
75,000 mm							2		
HNS (EB2ADTS)									
403709-00-3							4 pairs		
-30-3	1-4	HL	CU2	41,984	45,600	16,100	↑ O1G		1,800
-50-3				42,000	45,619		↓		
-75-3									
411114-00-1							1 pair		
-10-1	1	AS	AL	48,500	65,750		↑ L G		2,380
-15-1				48,750	66,000		↓ L G		
75,000 mm							3		
BHX (DV6C), BHX (DV6FC),									
401103-00-4							5 pairs		
-25-4	1-5	HL	AL	49,962	53,655	19,900	↑ LO1G		1,833
-30-4				49,981	53,674		↓		
-50-4									
-80-4									
75,000 mm							4		
9HD (DV6C), 9HP (DV6DTED), BHW (DV6FE), BHY (DV6FD), BHZ (DV6FC),									
401103-00-4							5 pairs		
-25-4	1-5	HL	AL	49,962	53,655	19,900	↑ LO1G		1,833
-30-4				49,981	53,674		↓		
-50-4									
-80-4									
411102-00-1							1 pair		
-10-1		AS	AL	55,200	71,350		↑ L G		2,480
-15-1				55,480	71,700		↓ L G		
432109-00-4							4 pairs		
-25-4	1-4	PL	AL	46,975	50,655	17,000			1,818
-30-4				46,991	50,674				
-50-4									
-80-4									
432112-00-4							4 pairs		
-30-4	1-4	PL	CU2	46,975	50,655	17,000			1,818
-50-4				46,991	50,674				
-80-4									
442101-00-4							4 pairs		
	1-4	PB	CU2	26,000	29,000	19,980	↑ O1G		1,700
				26,000	29,021		↓		
75,000 mm							5		
HMZ (EB2), HNK (EB2ADTD), HNN (EB2ADTX), HNP (EB2ADT),									
411114-00-1							1 pair		
-10-1	1	AS	AL	48,500	65,750		↑ L G		2,380
-15-1				48,750	66,000		↓ L G		



75,000 mm 6

HMZ (EB2F), HNY (EB2DTS), HNZ (EB2DT),

403709-00-3 4 pairs									
-30-3	1-4	HL	CU2	41,984	45,600	16,100	↑ O1G	1,800	
-50-3				42,000	45,619		↓		
-75-3									
411114-00-1 1 pair									
-10-1	1	AS	AL	48,500	65,750		↑ L G	2,380	
-15-1				48,750	66,000		↓ L G		
433709-00-3 3 pairs									
-30-3	1-3	PL	CU2	41,984	45,000	16,000		1,500	
-50-3				42,000	45,016				
-75-3									

75,000 mm 7

YHS (DV5RCE), YHY (DV5RD), YHZ (DV5RC),

403708-00-4 5 pairs									
-30-4	1-5	HL	AL		53,700	19,800	↑ LO1G	1,830	
-50-4					53,700		↓ LO1G		
433714-00-4 4 pairs									
-30-4	1-4	PL	AL	44,350	48,650	17,100		1,820	
-50-4			↓ AL PY	44,366	48,650				

77,000 mm 8

5FE (EP6CDTMD), 5FS (EP6C), 5FV (EP6CDT), 5GZ (EP6FDT), EP6CDTX,

411113-00-1 1 pair									
-10-1	1	AS	AL	50,500	70,000		↑ L G	2,360	
-15-1				50,750	70,250		↓ L G		

77,000 mm 9

5GM (EP6FDTX)

401111-00-4 5 pairs									
-25-4	1-5	HL	AL	45,024	48,674	18,000	↑ LO1G	1,825	
-50-4				45,024	48,674		↓		
-75-4									
411113-00-1 1 pair									
-10-1	1	AS	AL	50,500	70,000		↑ L G	2,360	
-15-1				50,750	70,250		↓ L G		
431114-00-4 4 pairs									
-25-4	1-4	PL	AL	45,000	48,000	19,750		1,497	
-50-4				45,000	48,000				
-75-4									

85,000 mm 10






AHV (DW10FDD), EHZ (DW10FC), RHA (DW10CTED4),

403701-00-4 5 pairs									
-30-4	1-5	HL	AL	59,981	63,731	20,290	↑ LO1G	1,845	
-50-4				60,000	63,750		↓ L		
-80-4									
-100-4									
411101-00-2 2 pairs									
-10-2		AS	CU2	67,050	83,050		↑ L G	2,330	
-15-2				67,300	83,300		↓ G		
431106-00-4 4 pairs									
-30-4	1-4	PL	CU3	49,984	53,695	20,000	↑ L	1,838	
-50-4			↓ AL	50,000	53,708		↓ L		
-80-4									
-100-4									









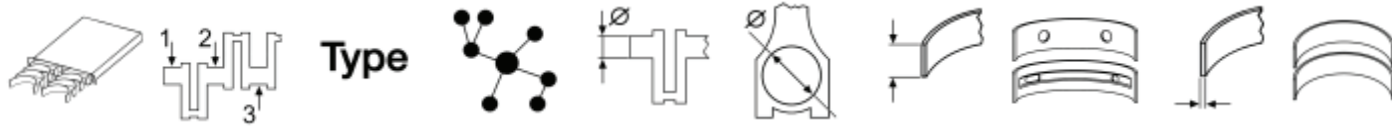
85,000 mm										11
AHR (DW10FD), AHW (DW10FC), RHC (DW10CTED4), RHH (DW10CTED4),										
403701-00-4										5 pairs
-30-4	1-5	HL	AL	59,981	63,731	20,290	↑ LO1 G		1,845	
-50-4				60,000	63,750		↓ L			
-80-4										
-100-4										
411101-00-2										2 pairs
-10-2		AS	CU2	67,050	83,050		↑ L G		2,330	
-15-2				67,300	83,300		↓ G			
431106-00-4										4 pairs
-30-4	1-4	PL	CU3	49,984	53,695	20,000	↑ L		1,838	
-50-4			↓ AL	50,000	53,708		↓ L			
-80-4										
-100-4										
441103-00-4										4 pairs
	1-4	PB	CU2	27,997	30,200	24,050	↑ O G		1,300	
				28,000	30,225		↓			



			ccm		kW		1 POS
B-Series 1314 B, 1314 BD	OM 366.907	07.84	5958	D	95 - 100 kW	296	1
B-Series 1314 BDT	OM 366.907	07.84	5958	D	95 - 100 kW	296	1










 ENGINE		6	 ccm	kW			 1 POS
OM 366.907	97,500	6	5958	100 kW	D	296	1



97,500 mm							1			
OM 366.907										
401004-00-6 * 7 pairs										
-25-6	1,2,3,4,5,6	HL	CU3	87,990	93,000	24,100	↑ L O2G	2,477	6 pairs	
-50-6				88,010	93,022		↓ L			
-75-6	7	FL	CU3	87,990	93,000	31,810	↑ L O1	2,473	1 pair	
				88,100	93,022		↓ L			
431006-00-1 1 pair										
		PL	CU3	59,990	65,000	29,400	↑ L	2,472		
				60,015	65,019		↓ L			
431006-00-6 6 pairs										
-25-6	1-6	PL	CU3	59,990	65,000	29,400	↑ L	2,470		
-50-6				60,015	65,019		↓ L			
-75-6										
-100-6										
-125-6										
-150-6										
441002-00-6 6 pairs										
	1-6	PB	CU2	35,995	39,000	34,500		1,850		
				36,000	39,025					



FAW (TIANJIN)

							
VELA 1.5	1NZ-FE	07.02 - 12.10	1497	B	66 kW	299	1

FAW (TIANJIN)



ENGINE	\varnothing		ccm	kW			1 POS
1NZ-FE	75,000	4	1497	78 kW	B	299	1
2NZ-FE	75,000	4	1299	63 kW	B	299	1






ENGINE	\varnothing		ccm	kW			1 POS
CB 10	76,000	3	993	33 kW	B	299	2










FAW (TIANJIN)













75,000 mm								1	
1NZ-FE, 2NZ-FE,									
409605-00-4								5 pairs	
-25-4	1-5	HL	AL	46,000	50,000	16,100	↑ O2G	1,996	
-50-4				46,000	50,000		↓		
-75-4									
411403-00-1								1 pair	
-10-1		AS	AL	53,500	70,000		↑ G	2,490	
				53,500	70,000		↓ G		
439606-00-4								4 pairs	
-25-4	1-4	PL	AL	39,990	43,020	13,600	↑ LO1	1,494	
-50-4				39,990	43,020		↓ LO1		
-75-4									
76,000 mm								2	
CB 10									
409615-00-3								4 pairs	
-25-3	1-4	HL	AL	41,980	46,020	19,500	↑ LO1G	1,990	
-50-3				41,980	46,020		↓ L		
439617-00-3								3 pairs	
-25-3	1-3	PL	AL	39,980	43,020	18,000	↑ L	1,490	
-50-3				39,980	43,020		↓ L		

			ccm		kW		1 POS
Farmer 102 S	D 226-3	01.72	3120	D	33 kW	306	8
Farmer 103 S	D 226-3	01.72	3120	D	35 - 37 kW	306	8
Farmer 104 SA	D 226-3	01.76	3120	D	40 kW	306	8
Farmer 104 S	D 226-3	01.76	3120	D	40 kW	306	8
Farmer 2 D	F 3L 912	01.68	2827	D	33 kW	303	2
Farmer 200 S, 200 V	F 3L 912	01.74	2827	D	26 - 28 kW	303	2
Farmer 200 SA, 200 VA	F 3L 912	01.74	2827	D	26 kW	303	2
Farmer 201 SA	F 3L 912	01.75	2827	D	31 - 33 kW	303	2
Farmer 201 S	F 3L 912	01.75	2827	D	31 - 33 kW	303	2
Farmer 203 P, 203 V	F 3L 913	01.74 - 12.87	3064	D	42 kW	305	6
Farmer 203 PA, 203 VA	F 3L 913	01.74 - 12.87	3064	D	42 kW	305	6
Farmer 204 P, 204 V	F 4L 912	01.74	3770	D	48 kW	304	3
Farmer 204 PA, 204 VA	F 4L 912	01.74	3770	D	48 kW	304	3
Farmer 205 PA	F 4L 913	01.83	4086	D	53 kW	305	7
Farmer 205 P	F 4L 913	01.83	4086	D	53 kW	305	7
Farmer 240 S	F 3L 912	01.87 - 12.93	2827	D	30 kW	303	2
Farmer 250 S, 250 V	F 3L 912	01.87	2827	D	37 kW	303	2
Farmer 250 SA, 250 VA	F 3L 912	01.87	2827	D	37 kW	303	2
Farmer 260 P, 260 S, 260 V	F 3L 913	01.87 - 12.96	3064	D	44 kW	305	6
Farmer 260 PA, 260 SA, 260 VA	F 3L 913	01.87 - 12.96	3064	D	44 kW	305	6
Farmer 270 P, 270 V	F 4L 912	01.88 - 12.96	3770	D	51 kW	304	3
Farmer 270 PA, 270 VA	F 4L 912	01.88 - 12.96	3770	D	51 kW	304	3
Farmer 275 S, 275 V	F 4L 913	01.88 - 12.96	4086	D	55 kW	305	7
Farmer 275 SA, 275 VA	F 4L 913	01.88 - 12.96	4086	D	55 kW	305	7
Farmer 280 PA	F 4L 913	01.96	4086	D	59 kW	305	7
Farmer 280 P	F 4L 913	01.96	4086	D	59 kW	305	7
Farmer 280 S	F 4L 913	01.96 - 12.03	4086	D	55 kW	305	7
Farmer 303 LSA	D 226-3	01.82	3120	D	38 kW	306	8
Farmer 303 LS	D 226-3	01.82	3120	D	38 kW	306	8
Farmer 304 LSA	TD 226 B-3	01.85	3120	D	52 kW	306	9
Farmer 304 S, 304 LS	TD 226 B-3	01.85	3120	D	52 kW	306	9
Farmer 305 LSA	D 226 B-4	01.87 - 12.93	4160	D	52 kW	306	9
Farmer 305 LS	D 226 B-4	01.87 - 12.93	4160	D	52 kW	306	9
Farmer 306 LSA	D 226 B-4	01.87 - 12.93	4160	D	55 kW	306	9
Farmer 306 LS	D 226 B-4	01.87 - 12.93	4160	D	55 kW	306	9
Farmer 307 A	TD 226 B-3	01.93 - 12.98	3120	D	55 kW	306	9
Farmer 307 Ci	BF 4M 2012 C	01.03 - 12.08	4038	D	68 kW	304	4
Farmer 307 Ci	BF 4M 2012 C	01.03 - 12.08	4038	D	68 kW	304	4
Farmer 307 LS, 307 LSE	TD 226 B-3	01.85	3120	D	52 kW	306	9
Farmer 307 LSA	TD 226 B-3	01.85	3120	D	52 kW	306	9
Farmer 308 Ci	BF 4M 2012 C	01.03 - 12.08	4038	D	72 kW	304	4
Farmer 308 LS, 308 LSE	TD 226 B-4	01.90	4160	D	60 - 63 kW	306	9
Farmer 308 LSA	TD 226 B-4	01.90	4160	D	60 - 63 kW	306	9
Farmer 308	TD 226 B-4	01.93 - 12.01	4160	D	63 kW	306	9
Farmer 309 Ci	BF 4M 2012 C	01.03 - 12.08	4038	D	82 kW	304	4
Farmer 309 LSA	TD 226 B-4	01.81 - 12.98	4160	D	66 kW	306	9
Farmer 309 LS	TD 226 B-4	01.81 - 12.91	4160	D	65 kW	306	9
Farmer 309	TD 226 B-4	01.93 - 12.01	4160	D	70 kW	306	9
Farmer 310 LSA	D 226 B-4	01.90	4160	D	74 kW	306	9
Farmer 310 LSA	TD 226-4	01.85	4160	D	68 kW	306	10
Farmer 310 LSE	D 226 B-4	01.90	4160	D	74 kW	306	9
Farmer 310	TD 226 B-4	01.93 - 12.01	4160	D	77 kW	306	9
Farmer 311 LSA	D 226 B-6	01.91	6234	D	81 kW	306	9
Farmer 311 LSE	D 226 B-6	01.91	6234	D	81 kW	306	9
Farmer 311	TD 226 B-6	01.93 - 12.01	6234	D	85 kW	306	9
Farmer 312 LSA	D 226 B-6	01.91	6234	D	85 kW	306	9
Farmer 312	TD 226 B-6	01.93 - 12.01	6234	D	92 kW	306	9
Favorit 509 CA	TD 226 B-4	01.94 - 12.99	4160	D	70 kW	306	9
Favorit 510 CA	TD 226 B-4	01.93 - 12.99	4160	D	77 kW	306	9
Favorit 511 CA	D 226 B-6	01.94 - 12.99	6234	D	85 kW	306	9
Favorit 512 CA	TD 226 B-6	01.93 - 12.99	6234	D	92 kW	306	9
Favorit 514 CA	TD 226 B-6	01.93 - 12.99	6234	D	103 kW	306	9



							
	ENGINE	00000	ccm			1 POS	
Favorit 515 CA	TD 226 B-6	01.93 - 12.99	6234	D	110 kW	306	9
Favorit 615 LS, 615 SL	TD 226-6	01.76 - 12.84	6234	D	110 kW	306	10
Favorit 615 LSA	TD 226-6	01.76 - 12.84	6234	D	110 kW	306	10
Favorit 716 Vario	BF 6M 2013 C	01.06	5702	D	118 kW	303	1
GT 255 GT	F 3L 912	01.76	2827	D	37 - 40 kW	303	2
GT 275 GT	F 4L 912	01.76	3770	D	51 kW	304	3
GT 345 GT	F 3L 912	01.84 - 12.96	2827	D	33 kW	303	2
GT 350 GT	F 3L 912	01.96	2827	D	37 kW	303	2
GT 360 GT	F 3L 913	01.84 - 12.96	3064	D	44 kW	305	6
GT 365 GTA	F 4L 912	01.85 - 12.96	3770	D	48 kW	304	3
GT 370 GTA	F 4L 913	01.98 - 12.04	4086	D	55 kW	305	7
GT 370 GT	F 4L 913	01.98 - 12.04	4086	D	55 kW	305	7
GT 380 GTA	BF 4L 913 T	01.98	4086	D	70 kW	304	5
GT 380 GT	F 4L 913	01.84	4086	D	55 - 60 kW	305	7
GT 390 GTA	F 6L 912	01.85 - 12.95	5655	D	74 kW	303	2
GT 395 GTA	F 6L 913	01.89 - 12.98	6128	D	85 kW	305	6

			ccm	kW			1 POS
BF 4L 913 T	102,000	4	4086	60 - 78 kW	D	304	5
BF 4M 2012 C	101,000	4	4038	68 - 103 kW	D	304	4
BF 6M 2013 C	98,000	6	5702	118 - 190 kW	D	303	1
D 226 B-4	105,000	4	4160	52 - 74 kW	D	306	9
D 226 B-6	105,000	6	6234	77 - 88 kW	D	306	9
D 226-3	105,000	3	3120	33 - 44 kW	D	306	8
F 3L 912	100,000	3	2827	24 - 48 kW	D	303	2
F 3L 913	102,000	3	3064	25 - 44 kW	D	305	6
F 4L 912	100,000	4	3770	32 - 54 kW	D	304	3

			ccm	kW			1 POS
F 4L 913	102,000	4	4086	34 - 66 kW	D	305	7
F 6L 912	100,000	6	5655	48 - 82 kW	D	303	2
F 6L 913	102,000	6	6128	51 - 101 kW	D	305	6
TD 226 B-3	105,000	3	3120	52 - 84 kW	D	306	9
TD 226 B-4	105,000	4	4160	60 - 77 kW	D	306	9
TD 226 B-6	105,000	6	6234	81 - 136 kW	D	306	9
TD 226-4	105,000	4	4160	68 - 74 kW	D	306	10
TD 226-6	105,000	6	6234	107 - 125 kW	D	306	10



98,000 mm								1
BF 6M 2013 C								
401503-00-6								7 pairs
-25-6	1-7	HL	AL	83,980 84,000	89,000 89,022	25,200	↑ LO2G ↓ L	2,485
401509-00-1								1 pair
		HL	AL	83,980 84,000	89,000 89,022	22,800	↑ LO1G ↓ L	2,485
411505-00-2								2 pairs
	1-2	AS	AL	91,400 91,700	113,750 114,000		↑ L G ↓ G	2,050
411506-00-2								2 pairs
	1-2	AS	AL	93,400 93,700	113,750 114,000		↑ L G ↓ G	2,050
431504-00-1								1 pair
-25-1		PL	CU3	62,980 63,000	66,619 66,600	29,300	↑ L ↓ L	1,787
431511-00-1								1 pair
		PL	SP ↓ CU3	62,980 63,000	66,600 66,619	29,300	↑ L ↓ L	1,787
100,000 mm								2
F 3L 912, F 6L 912,								
401501-00-1								1 pair
-25-1		HL	AL	69,971	74,500	27,000	↑ LO1G	2,229
-50-1				69,990	74,519		↓ LO1G	
-75-1								
401501-00-4								5 pairs
-25-4	1-5	HL	AL	69,971	74,500	27,000	↑ LO1G	2,229
-50-4				69,990	74,519		↓ LO1G	
-75-4								
-100-4								
-125-4								
-150-4								
411502-00-2								2 pairs
		AS	AL	79,000 79,300	94,614 94,964		↑ G ↓ L G	2,985
		AS	AL	79,000 79,300	101,614 101,964		↑ G ↓ L G	2,985
431501-00-1								1 pair
-25-1		PL	AL	59,941	64,000	25,000	↑ L	2,000
-50-1				59,960	64,019		↓ L	
-75-1								



100,000 mm 3

F 4L 912

401501-00-1										1 pair
-25-1		HL	AL	69,971	74,500	27,000	↑ LO1G		2,229	
-50-1				69,990	74,519		↓ LO1G			
-75-1										
401501-00-4										5 pairs
-25-4	1-5	HL	AL	69,971	74,500	27,000	↑ LO1G		2,229	
-50-4				69,990	74,519		↓ LO1G			
-75-4										
-100-4										
-125-4										
-150-4										
411502-00-2										2 pairs
		AS	AL	79,000	94,614		↑ L G		2,985	1 pair
				79,300	94,964		↓ L G			
		AS	AL	79,000	101,614		↑ L G		2,985	1 pair
				79,300	101,964		↓ L G			
431501-00-1										1 pair
-25-1		PL	AL	59,941	64,000	25,000	↑ L		2,000	
-50-1				59,960	64,019		↓ L			
-75-1										
431501-00-4										4 pairs
-25-4	1-4	PL	AL	59,941	64,000	25,000	↑ L		2,000	
-50-4				59,960	64,019		↓ L			
-75-4										
-100-4										
-125-4										
-150-4										
441501-00-4										4 pairs
	1-4	PB	CU2	34,995	38,000	33,800	↑ O1		1,482	
				35,000	38,016		↓			

101,000 mm 4

BF 4M 2012 C

401503-00-6										7 pairs
-25-6	1-7	HL	AL	83,980	89,000	25,200	↑ LO2G		2,485	
				84,000	89,022		↓ L			
401509-00-1										1 pair
		HL	AL	83,980	89,000	22,800	↑ LO1G		2,485	
				84,000	89,022		↓ L			
411505-00-2										2 pairs
	1-2	AS	AL	91,400	113,750		↑ L G		2,050	
				91,700	114,000		↓ G			
411506-00-2										2 pairs
	1-2	AS	AL	93,400	113,750		↑ L G		2,050	
				93,700	114,000		↓ G			
431504-00-1										1 pair
-25-1		PL	CU3	62,980	66,619	29,300	↑ L		1,787	
				63,000	66,600		↓ L			
431511-00-1										1 pair
		PL	SP	62,980	66,600	29,300	↑ L		1,787	
			↓ CU3	63,000	66,619		↓ L			

102,000 mm 5

BF 4L 913 T

411503-00-2										2 pairs
		AS	AL	87,000	100,614		↑ L G		2,985	1 pair
				87,350	100,964		↓ L G			
		AS	AL	87,000	107,614		↑ L G		2,985	1 pair
				87,350	107,964		↓ L G			



102,000 mm							6		
F 3L 913, F 6L 913,									
401501-00-1							1 pair		
-25-1		HL	AL	69,971	74,500	27,000	↑ LO1G	2,229	
-50-1				69,990	74,519		↓ LO1G		
-75-1									
401501-00-4							5 pairs		
-25-4	1-5	HL	AL	69,971	74,500	27,000	↑ LO1G	2,229	
-50-4				69,990	74,519		↓ LO1G		
-75-4									
-100-4									
-125-4									
-150-4									
411502-00-2							2 pairs		
		AS	AL	79,000	94,614		↑ G	2,985	1 pair
				79,300	94,964		↓ L G		
		AS	AL	79,000	101,614		↑ G	2,985	1 pair
				79,300	101,964		↓ L G		
431501-00-1							1 pair		
-25-1		PL	AL	59,941	64,000	25,000	↑ L	2,000	
-50-1				59,960	64,019		↓ L		
-75-1									
102,000 mm							7		
F 4L 913									
401501-00-1							1 pair		
-25-1		HL	AL	69,971	74,500	27,000	↑ LO1G	2,229	
-50-1				69,990	74,519		↓ LO1G		
-75-1									
401501-00-4							5 pairs		
-25-4	1-5	HL	AL	69,971	74,500	27,000	↑ LO1G	2,229	
-50-4				69,990	74,519		↓ LO1G		
-75-4									
-100-4									
-125-4									
-150-4									
411502-00-2							2 pairs		
		AS	AL	79,000	94,614		↑ G	2,985	1 pair
				79,300	94,964		↓ L G		
		AS	AL	79,000	101,614		↑ G	2,985	1 pair
				79,300	101,964		↓ L G		
431501-00-1							1 pair		
-25-1		PL	AL	59,941	64,000	25,000	↑ L	2,000	
-50-1				59,960	64,019		↓ L		
-75-1									
431501-00-4							4 pairs		
-25-4	1-4	PL	AL	59,941	64,000	25,000	↑ L	2,000	
-50-4				59,960	64,019		↓ L		
-75-4									
-100-4									
-125-4									
-150-4									
441501-00-4							4 pairs		
	1-4	PB	CU2	34,995	38,000	33,800	↑ O1	1,482	
				35,000	38,016		↓		



105,000 mm **8**

D 226-3

403201-00-1									1 pair
-25-1	HL	CU3	69,951	75,000	28,000	↑	O1G	2,490	
-50-1			69,970	75,019		↓			
-75-1									
-100-1									

433201-00-1									1 pair
--------------------	--	--	--	--	--	--	--	--	---------------

-25-1	PL	CU3	62,950	67,000	27,100			2,000	
-50-1			62,970	67,019					
-75-1									
-100-1									

105,000 mm **9**

D 226 B-4 , D 226 B-6 , TD 226 B-3 , TD 226 B-4 , TD 226 B-6 ,

403201-00-1									1 pair
-25-1	HL	CU3	69,951	75,000	28,000	↑	O1G	2,490	
-50-1			69,970	75,019		↓			
-75-1									
-100-1									

413201-00-2									2 pairs
1-2	AS	AL	79,000	95,200		↑	G	3,470	
			79,000	95,200		↓	L G		

433201-00-1									1 pair
--------------------	--	--	--	--	--	--	--	--	---------------

-25-1	PL	CU3	62,950	67,000	27,100			2,000	
-50-1			62,970	67,019					
-75-1									
-100-1									






105,000 mm **10**

TD 226-4 , TD 226-6 ,








403201-00-1									1 pair
-25-1	HL	CU3	69,951	75,000	28,000	↑	O1G	2,490	
-50-1			69,970	75,019		↓			
-75-1									
-100-1									








124 (124_) 1600 Special T (124A)	132 AC.000	01.73 - 07.75	1592	B	70 kW	344	19
124 Coupe (124_) 1600 Sport	132 AC.000	08.72 - 12.75	1592	B	80 kW	344	19
124 Coupe (124_) 1600 Sport	132 AC.000	08.72 - 12.75	1592	B	76 kW	344	19
124 Spider (124_) 1600	132 AC.000	09.70 - 12.71	1592	B	77 kW	344	19
124 Spider (124_) 1600	132 AC.000	09.71 - 12.72	1592	B	66 kW	344	19
124 Spider (124_) 1600	132 AC.000	01.73 - 07.75	1592	B	80 kW	344	19
124 Spider (124_) 1800 Rally Abarth (CSA)	132 AC1.000	09.72 - 07.75	1756	B	94 kW	348	38
124 Spider (124_) 1800 Sport (CS1)	132 AC1.000	01.72 - 12.77	1756	B	87 kW	348	38
124 Spider (124_) 2000	132 C3.031	04.72 - 11.85	1995	B	77 kW	348	38
124 Spider (124_) 2000	132 C3.031	09.78 - 12.80	1995	B	63 kW	348	38
124 Spider (124_) 2000	132 C3.031	09.80 - 12.83	1995	B	75 kW	348	38
124 Spider (348_) 1.4 (348)	552 53 268	03.16	1368	B	103 kW	342	11
124 Spider (348_) 1.4 (348)	EAM	03.16	1368	B	119 kW	342	10
124 Spider (348_) 1.4 (348)	EAM	03.16 - 12.17	1368	B	122 kW	342	10
125 (125_) 1.3	131 A.000	06.68 - 03.74	1297	B	48 kW	343	15
127 (127_) 0.9 (127A)	100 GL.000	09.71 - 12.84	903	B	33 kW	341	1
127 (127_) 0.9	100 GL.048	06.71 - 05.83	903	B	29 kW	341	1
127 (127_) 1.0	127 A.000	04.77 - 12.86	1049	B	37 kW	343	14
127 Panorama (127_) 1.0	127 A.000	01.77 - 12.86	1049	B	37 kW	343	14
127 Stufenheck (127_) 0.9	100 GL.000	01.73 - 12.84	903	B	33 kW	341	1
131 (131_) 1.3 Mirafiori (131A)	131 A.000	10.74 - 12.82	1297	B	48 kW	343	15
131 (131_) 1.3 Mirafiori	131 A6.000	10.74 - 09.81	1297	B	40 kW	343	15
131 (131_) 1.3 Super Mirafiori	131 B.000	03.78 - 12.80	1297	B	57 kW	343	15
131 (131_) 1.4 Mirafiori	131 C.000	11.80 - 01.84	1367	B	51 kW	344	18
131 (131_) 1.4 Mirafiori	131 C1.000	11.80 - 01.84	1367	B	51 kW	344	18
131 (131_) 1.4 Super Mirafiori	131 C1.000	04.81 - 12.83	1367	B	55 kW	344	18
131 (131_) 1.6 (131A1)	131 A1.000	10.74 - 09.81	1585	B	55 kW	348	38
131 (131_) 1.6 Super Mirafiori (A)	131 B1.000	03.79 - 03.82	1585	B	72 kW	348	38
131 (131_) 1.6 Super	131 C3.000	03.78 - 01.84	1585	B	71 kW	348	38
131 (131_) 1.6	131 C2.000	11.76 - 12.84	1585	B	63 kW	348	38
131 (131_) 2.0 Abarth Rally	131 B2.000	01.76 - 07.80	1995	B	103 kW	348	38
131 (131_) 2.0 D	8144.65	03.78 - 03.87	1995	D	44 kW	352	54
131 (131_) 2.0 Racing	131 B2.000	06.78 - 12.81	1995	B	85 kW	348	38
131 (131_) 2.0 Super	131 C4.000	01.81 - 12.85	1995	B	83 kW	348	38
131 (131_) 2.5 D	8144.61	06.78 - 02.84	2428	D	53 kW	354	60
131 Familiare/Panorama (131_) 1.3 Mirafiori (131AF)	131 A6.000	03.75 - 12.78	1297	B	40 kW	343	15
131 Familiare/Panorama (131_) 1.3 Mirafiori (AF)	131 A.000	03.75 - 03.82	1297	B	48 kW	343	15
131 Familiare/Panorama (131_) 1.4 Mirafiori	131 C.000	11.81 - 01.84	1367	B	51 kW	344	18
131 Familiare/Panorama (131_) 1.4 Mirafiori	131 C1.000	11.81 - 01.84	1367	B	51 kW	344	18
131 Familiare/Panorama (131_) 1.6 CL (AF1)	131 A1.000	03.75 - 12.78	1585	B	55 kW	348	38
131 Familiare/Panorama (131_) 1.6 Super	131 C3.000	12.79 - 12.81	1585	B	72 kW	348	38
131 Familiare/Panorama (131_) 1.6	131 C2.000	11.80 - 12.84	1585	B	63 kW	348	38
131 Familiare/Panorama (131_) 2.0 D	8144.65	07.78 - 08.84	1995	D	44 kW	352	54
131 Familiare/Panorama (131_) 2.0 Mirafiori (131AF2)	131 B2.000	11.80 - 12.84	1995	B	84 kW	348	38
131 Familiare/Panorama (131_) 2.0 Super	131 C4.000	01.81 - 12.84	1995	B	83 kW	348	38
131 Familiare/Panorama (131_) 2.5 Super Diesel (AF)	8144.61	03.79 - 12.84	2428	D	53 kW	354	60
132 (132_) 1.6	132 BB OA O	04.72 - 01.76	1592	B	72 kW	344	19
132 (132_) 1.6	132 C.000	05.77 - 09.82	1585	B	65 kW	348	38
132 (132_) 1.6	132 C.000	01.76 - 12.82	1585	B	72 kW	348	38
132 (132_) 1.6	132 C6.000	03.77 - 12.81	1585	B	66 kW	348	38
132 (132_) 1.7 GLS (A1)	132 B1.000	04.74 - 12.75	1756	B	79 kW	348	38
132 (132_) 1.7 GLS (A1)	132 B1.000	11.75 - 01.77	1756	B	82 kW	348	38
132 (132_) 1.7 Special (A1)	132 B1.000	04.72 - 01.74	1756	B	77 kW	348	38
132 (132_) 2.0 (132A)	132 C2.000	01.76 - 12.76	1995	B	84 kW	348	38
132 (132_) 2.0 D	8144.65	07.78 - 07.82	1995	D	44 kW	352	54
132 (132_) 2.0 i.e.	132 C3.000	01.80 - 12.82	1995	B	90 kW	348	38
132 (132_) 2.0	132 C2.000	01.76 - 06.81	1995	B	83 kW	348	38
132 (132_) 2.5 D	8144.61	07.78 - 07.82	2428	D	53 kW	354	60
133 (133_) 0.8	127 A1.024	06.75 - 04.81	843	B	27 kW	341	3
147 (147_) 0.9	100 GL.000	04.77 - 12.81	903	B	33 kW	341	1
147 (147_) 1.0	127 A.000	10.76 - 12.95	1049	B	37 kW	343	14
147 (147_) 1.3 (147AAD)	127 A2.011	02.80 - 09.83	1297	B	41 kW	343	15








			ccm		kw		1 POS
147 (147_) 1.3 Rallye	127 A2.011	07.80 - 07.83	1297	B	53 kW	343	15
147 (147_) 1.3	127 A2.011	01.78 - 11.92	1297	B	45 kW	343	15
147 Panorama (147_) 1.0	127 A.000	04.80 - 12.95	1049	B	37 kW	343	14
147 Panorama (147_) 1.3	127 A2.011	07.80 - 07.83	1297	B	41 kW	343	15
147 Panorama (147_) 1.3	127 A2.011	01.82 - 12.86	1297	B	45 kW	343	15
147 Pick-up (147_) 1.0	127 A.000	12.78 - 08.81	1049	B	40 kW	343	14
147 Pick-up (147_) 1.0	127 A.000	11.78 - 12.79	1049	B	41 kW	343	14
238 (238_) 1.4	131 AZ.000	09.66 - 06.76	1440	B	34 kW	344	19
238 (238_) 1.4	131 AZ.000	10.67 - 06.82	1440	B	38 kW	344	19
238 (238_) 1.4	131 BZ 0C0	10.67 - 06.82	1440	B	38 kW	344	19
238 (238_) 1.4	131 FZ	10.67 - 06.82	1440	B	38 kW	344	19
242 Bus (242_) 1.6	124 B3.000	10.75 - 07.82	1585	B	46 kW	348	38
242 Bus (242_) 1.9	132 AZ2.000	10.75 - 07.82	1995	B	51 kW	348	38
242 Kasten (242_) 1.6	124 B3.000	10.75 - 07.82	1585	B	46 kW	348	38
242 Kasten (242_) 1.9	132 AZ2.000	10.75 - 07.82	1995	B	51 kW	348	38
242 Kasten (242_) 2.2 D	B22615	10.75 - 08.80	2175	D	46 kW	353	58
242 Kasten (242_) 2.5 D	B 25.637	08.80 - 07.82	2498	D	52 kW	354	61
500 (312_) 1.2 (312AXA1A)	169 A4.000	07.07	1242	B	51 kW	342	9
500 (312_) 1.2 LPG (312AXA1A)	169 A4.000	12.10	1242	B/G	51 kW	342	9
500 (312_) 1.3 D Multijet (312AXB1A)	169 A1.000	10.07	1248	D	55 kW	341	5
500 (312_) 1.3 D Multijet (312AXE1A)	199 B1.000	12.09	1248	D	70 kW	341	5
500 (312_) 1.3 D Multijet (312AXE1A)	312 B1.000	12.09	1248	D	70 kW	341	5
500 (312_) 1.3 D Multijet (312AYA1A)	312 B5.000	06.16	1248	D	57 kW	341	5
500 (312_) 1.4 (301J410)	169 A3.000	09.08	1368	B	75 kW	342	11
500 (312_) 1.4 (301J410)	169 A3.000	02.09	1368	B	77 kW	342	11
500 (312_) 1.4 (301J410)	312 A1.000	02.13	1368	B	99 kW	342	11
500 (312_) 1.4 (312AXC1B)	310 A2.011	09.11	1368	B	62 kW	342	11
500 (312_) 1.4 (312AXC1B, 312CXC1B)	169 A3.000	07.07	1368	B	74 kW	342	11
500 (312_) 1.4 (554Y092)	312 A1.000	11.14 - 12.15	1368	B	123 kW	342	11
500 (312_) 1.4 (554Y092)	312 A1.000	11.14 - 12.15	1368	B	123 kW	342	11
500 (312_) 1.4 (554Y092)	312 A3.000	11.14 - 12.15	1368	B	123 kW	342	10
500 (312_) 1.4 (554Y092)	312 A3.000	11.14 - 12.15	1368	B	123 kW	342	10
500 (312_) 1.4 Flex (3019530)	169 A3.000	08.11	1368	B/E	79 kW	342	11
500 (312_) 1.4 Flex (3019530)	327 A.011	01.11 - 12.17	1368	B/E	65 kW	342	11
500 (312_) 1.4 Turbo (312AXD1A)	EAF	09.13	1368	B	101 kW	342	10
500 (312_) 1.4 Turbo (312AXD1A)	EAM	09.13	1368	B	101 kW	342	10
500 C (312_) 1.2 (312CXA1A, 312AXA1A)	169 A4.000	09.09	1242	B	51 kW	342	9
500 C (312_) 1.3 D Multijet (312CXB1A)	169 A1.000	09.09	1248	D	55 kW	341	5
500 C (312_) 1.3 D Multijet (312CXE1A, 312AXE1A)	199 B1.000	09.09	1248	D	70 kW	341	5
500 C (312_) 1.3 D Multijet (312CXE1A, 312AXE1A)	312 B1.000	09.09	1248	D	70 kW	341	5
500 C (312_) 1.4 (301J410)	169 A3.000	08.11	1368	B	77 kW	342	11
500 C (312_) 1.4 (301J410)	169 A3.000	09.11	1368	B	75 kW	342	11
500 C (312_) 1.4 (301J410)	EAB	09.11	1368	B	75 kW	342	10
500 C (312_) 1.4 (312CXC1B, 312AXC1B)	169 A3.000	09.09	1368	B	74 kW	342	11
500 C (312_) 1.4 Flex (3010B6)	169 A3.000	08.11 - 12.15	1368	B/E	79 kW	342	11
500 C (312_) 1.4 Flex (3010B6)	327 A.011	07.14 - 12.15	1368	B/E	65 kW	342	11
500L (351_, 352_) 1.3 D Multijet (199.LYM11, 199.LYM1A)	330 A1.000	06.14	1248	D	70 kW	341	5
500L (351_, 352_) 1.3 D Multijet (199LXY1A, 199LXY11)	199 B4.000	09.12	1248	D	62 kW	341	5
500L (351_, 352_) 1.4 (199LYB1B)	843 A1.000	09.12	1368	B	70 kW	342	11
500L (351_, 352_) 1.4 (199LYF1B)	940 B7.000	10.13	1368	B	88 kW	342	10
500L (351_, 352_) 1.4 LPG (199LYF1B)	940 B7.000	02.14	1368	B/G	88 kW	342	10
500L (351_, 352_) 1.4	312 A1.000	09.13	1368	B	119 kW	342	11
500L (351_, 352_) 1.4	312 A1.000	09.13	1368	B	118 kW	342	11
500L (351_, 352_) 1.4	940 B7.000	05.14	1368	B	93 kW	342	10
500L (351_, 352_) 1.4	EAM	09.13	1368	B	119 kW	342	10
500X (334_) 1.3 D Multijet (334AXH1A)	552 66 963	11.14	1248	D	70 kW	341	5
500X (334_) 1.3 D Multijet (334AXH1A)	552 83 775	11.14	1248	D	70 kW	341	6
500X (334_) 1.4 (334AXC1B)	552 63 623	01.16 - 09.18	1368	B	119 kW	342	10
500X (334_) 1.4 (334AXC1B)	552 63 624	09.14	1368	B	100 kW	342	10
500X (334_) 1.4 (334AXC1B)	EAM	01.16 - 09.18	1368	B	119 kW	342	10
500X (334_) 1.4 (334AXC1B, 334AXC11)	552 63 624	09.14	1368	B	103 kW	342	10
500X (334_) 1.4 4x4 (334AXF22)	552 63 623	02.15 - 09.18	1368	B	120 kW	342	10








							
500X (334_) 1.4 4x4 (334AXF22)	552 63 623	02.15	1368	B	125 kW	342	10
500X (334_) 1.4 LPG (334AXL1B)	552 77 701	03.17 - 09.18	1368	B/G	88 kW	342	11
850 (100_) 0.8 Special (GB)	100 GB.000	03.68 - 10.72	843	B	35 kW	341	1
850 (100_) 0.8	100 G.000	07.64 - 10.72	843	B	25 kW	341	1
850 (100_) 0.8	100 G.002	07.64 - 10.72	843	B	27 kW	341	1
850 (100_) 0.9 (100G)	100 GL.040	01.69 - 12.71	903	B	38 kW	341	1
850 Coupe (100_) 0.9 Sport	100 GL.040	02.68 - 10.72	903	B	38 kW	341	1
850 Coupe (100_) 0.9 Sport	100 GL.040	09.69 - 12.71	903	B	43 kW	341	1
850 Spider (100_) 0.8	126 G.100	10.65 - 10.68	843	B	36 kW	341	3
850 Spider (100_) 0.9 Sport	100 GL.040	03.68 - 12.72	903	B	38 kW	341	1
850 Spider (100_) 0.9 Sport	100 GL.040	09.71 - 12.73	903	B	35 kW	341	1
900 T/E Panorama (200_) 0.9	100 GF 000	01.78 - 01.86	903	B	26 kW	341	1
900 T/E Pulmino (200_) 0.9	100 GF 000	01.78 - 01.86	903	B	26 kW	341	1
ARGENTA (132_) 1600 i.e	132 D.000	04.81 - 12.85	1585	B	66 kW	348	38
ARGENTA (132_) 1600	132 D.000	04.81 - 12.85	1585	B	72 kW	348	38
ARGENTA (132_) 2000 Volumex	132 C3.000	06.84 - 07.85	1995	B	99 kW	348	38
ARGENTA (132_) 2000 i.e.	132 C3.000	06.81 - 07.86	1995	B	90 kW	348	38
ARGENTA (132_) 2000	132 C2.000	06.78 - 12.85	1995	B	83 kW	348	38
ARGENTA (132_) 2000	132 D1.000	06.78 - 12.85	1995	B	83 kW	348	38
ARGENTA (132_) 2500 Diesel	8144.61	06.81 - 11.85	2428	D	53 kW	354	60
ARGENTA (132_) 2500 Turbodiesel	8144.61.500.81	07.83 - 08.85	2445	D	66 kW	354	60
AVVENTURA (199) 1.3 JTD Multijet	199 A2.000	10.14 - 07.16	1248	D	68 kW	341	5
AVVENTURA (199) 1.4 T-Jet	198 A1.000	01.16 - 12.19	1368	B	104 kW	342	10
AVVENTURA (199) 1.4	323 B6.600	10.14 - 07.16	1368	B	66 kW	342	11
BARCETTA (183_) 1.8 16V	183 A1.000	04.95 - 05.05	1747	B	96 kW	345	24
BARCETTA (183_) 1.8 16V	188 A6.000	04.95 - 05.05	1747	B	96 kW	345	24
BRAVA (182_) 1.2 16V 80	182 B2.000	12.98 - 12.02	1242	B	60 kW	342	9
BRAVA (182_) 1.2 16V 80	188 A5.000	10.00 - 10.01	1242	B	59 kW	342	9
BRAVA (182_) 1.4 (182.BG)	182 A5.000	10.95 - 10.01	1370	B	55 kW	345	25
BRAVA (182_) 1.4 12 V (182.BA)	182 A3.000	10.95 - 08.98	1370	B	59 kW	345	25
BRAVA (182_) 1.8 16V	183 A1.000	02.00 - 06.03	1747	B	97 kW	345	24
BRAVA (182_) 1.8 GT 16V (182.BC)	182 A2.000	10.95 - 08.01	1747	B	83 kW	345	24
BRAVA (182_) 1.9 D	160 A7.000	10.95 - 10.01	1929	D	48 kW	346	30
BRAVA (182_) 1.9 JTD 105	182 B4.000	12.98 - 06.03	1910	D	77 kW	345	26
BRAVA (182_) 1.9 JTD	182 B9.000	09.00 - 10.01	1910	D	74 kW	345	26
BRAVA (182_) 1.9 TD 100 S (182.BF)	182 A7.000	03.96 - 10.01	1910	D	74 kW	345	24
BRAVA (182_) 1.9 TD 75 S (182.BF)	182 A8.000	03.96 - 10.01	1910	D	55 kW	345	24
BRAVA Kombi (131_) 2.0	131 B2.000	09.78 - 12.79	1995	B	60 kW	348	38
BRAVA Stufenheck (131_) 2.0	131 B2.000	09.78 - 12.80	1995	B	60 kW	348	38
BRAVO I (182_) 1.2 16V 80	182 B2.000	12.98 - 10.00	1242	B	60 kW	342	9
BRAVO I (182_) 1.2 16V 80	188 A5.000	10.00 - 10.01	1242	B	59 kW	342	9
BRAVO I (182_) 1.4 (182.AA)	182 A3.000	10.95 - 10.01	1370	B	59 kW	345	25
BRAVO I (182_) 1.4 (182.AG)	182 A5.000	10.95 - 10.01	1370	B	55 kW	345	25
BRAVO I (182_) 1.8 GT (182.AC)	182 A2.000	10.95 - 10.01	1747	B	83 kW	345	24
BRAVO I (182_) 1.9 D	160 A7.000	10.95 - 10.01	1929	D	48 kW	346	30
BRAVO I (182_) 1.9 JTD 105	182 B4.000	12.98 - 10.01	1910	D	77 kW	345	26
BRAVO I (182_) 1.9 JTD	182 B9.000	09.00 - 10.01	1910	D	74 kW	345	26
BRAVO I (182_) 1.9 TD 100 S (182.AF)	182 A7.000	03.96 - 10.01	1910	D	74 kW	345	24
BRAVO I (182_) 1.9 TD 75 S (182.AF)	182 A8.000	03.96 - 10.01	1910	D	55 kW	345	24
BRAVO I (182_) 2.0 HGT 20V (182.AD)	182 A1.000	10.95 - 07.98	1998	B	108 kW	345	23
BRAVO I (182_) 2.0 HGT 20V (182.AQ)	182 B7.000	07.98 - 10.01	1998	B	113 kW	345	23
BRAVO II (198_) 1.4 (198AXA1B)	192 B2.000	04.07 - 12.14	1368	B	66 kW	342	11
BRAVO II (198_) 1.4 16V (198AXS1B)	198 A7.000	04.10 - 12.14	1368	B	103 kW	342	10
BRAVO II (198_) 1.4 LPG (198AXA1B)	192 B2.000	12.08 - 12.14	1368	B/G	66 kW	342	11
BRAVO II (198_) 1.4 T-Jet (198257)	198 A1.000	06.11 - 12.16	1368	B	112 kW	342	10
BRAVO II (198_) 1.4 T-Jet (198AXF1B)	198 A1.000	09.07 - 12.14	1368	B	110 kW	342	10
BRAVO II (198_) 1.4 T-Jet (198AXG1B)	198 A4.000	10.07 - 12.14	1368	B	88 kW	342	10
BRAVO II (198_) 1.9 D Multijet (198AXB1A)	192 A8.000	04.07 - 12.14	1910	D	88 kW	345	22
BRAVO II (198_) 1.9 D Multijet (198AXC1B)	937 A5.000	04.07 - 12.14	1910	D	110 kW	345	22
BRAVO II (198_) 1.9 D Multijet (198AXD1A)	192 A1.000	11.06 - 12.09	1910	D	85 kW	345	26
BRAVO II (198_) 1.9 D Multijet (198AXD1A)	192 B4.000	11.06 - 12.09	1910	D	85 kW	345	22
BRAVO II (198_) 1.9 D Multijet (198AXE1A)	192 B5.000	04.07 - 12.08	1910	D	66 kW	345	22

			ccm		kw		1 POS
BRAVO II (198_) 2.0 D Multijet (198AXN1B)	198 A5.000	09.08 - 12.14	1956	D	121 kW	347	32
BRAVO II (198_) 2.0 D Multijet (198AXPIB)	198 A8.000	09.08 - 12.14	1956	D	120 kW	347	32
BRAVO II (198_) 2.0 D Multijet (198AXPIB)	844 A2.000	09.08 - 12.14	1956	D	120 kW	347	32
CAMPAGNOLA (110_) 2.0	6132 AZ 2.000	06.74 - 10.89	1995	B	59 kW	348	38
CAMPAGNOLA (110_) 2.4 D	8144.61.200	06.74 - 10.89	2445	D	53 kW	354	60
CINQUECENTO (170_) 0.9 (170AB)	170 A1.000	07.91 - 12.93	903	B	30 kW	341	1
CINQUECENTO (170_) 0.9 i.e. (170AC)	170 A1.046	07.91 - 12.98	903	B	30 kW	341	1
CINQUECENTO (170_) 0.9 i.e. S (170AF, 170CF)	1170 A1.000	07.91 - 07.99	899	B	29 kW	341	1
CINQUECENTO (170_) 0.9 i.e. S (170AF, 170CF)	1170 A1.046	07.91 - 07.99	899	B	29 kW	341	1
CINQUECENTO (170_) 1.1 Sporting (170AH)	176 B2.000	10.94 - 03.99	1108	B	40 kW	342	7
CINQUECENTO VAN (170_) 0.9 iE (170CF)	1170 A1.046	07.91 - 02.98	899	B	29 kW	341	1
CINQUECENTO VAN (170_) 1.1 iE (170AH)	176 B2.000	10.94 - 02.98	1108	B	40 kW	342	7
COUPE (175_) 1.8 16V	183 A1.000	03.96 - 08.00	1747	B	96 kW	345	24
COUPE (175_) 2.0 16V Turbo	175 A1.000	11.93 - 08.96	1995	B	140 kW	348	39
COUPE (175_) 2.0 16V	836 A3.000	11.93 - 08.00	1995	B	102 kW	348	39
COUPE (175_) 2.0 20V (175AXC1A)	182 A1.000	03.94 - 08.00	1998	B	108 kW	345	23
COUPE (175_) 2.0 20V Turbo	175 A3.000	08.96 - 08.00	1998	B	162 kW	345	23
COUPE (175_) 2.0 20V	182 B3.000	04.98 - 08.00	1998	B	113 kW	345	23
CROMA (154_) 1600	154 A.048	12.85 - 12.90	1585	B	61 kW	348	38
CROMA (154_) 1900 Turbo D i.d. (154.LL, 154.PL)	154 C6.000	08.87 - 10.92	1929	D	66 kW	346	31
CROMA (154_) 1900 Turbo D i.d.	154 D1.000	11.92 - 12.96	1929	D	69 kW	346	31
CROMA (154_) 2000 16V	154 E1.000	08.92 - 08.96	1995	B	101 kW	348	39
CROMA (154_) 2000 CHT (154.AC)	154 A1.000	12.85 - 02.89	1995	B	66 kW	348	38
CROMA (154_) 2000 CHT	154 A1.000	01.91 - 09.92	1995	B	74 kW	348	38
CROMA (154_) 2000 CHT	154 C5.000	01.91 - 09.92	1995	B	74 kW	348	38
CROMA (154_) 2000 i.e. (154.AD)	154 C3.000	06.86 - 09.92	1995	B	88 kW	348	39
CROMA (154_) 2000 i.e. (154.AD)	834 B.000	06.86 - 09.92	1995	B	88 kW	348	38
CROMA (154_) 2000 i.e. (154.AM)	834 B.048	03.86 - 09.90	1995	B	83 kW	348	38
CROMA (154_) 2000 i.e. (154.AM, 154.LM)	154 C3.046	10.87 - 08.96	1995	B	85 kW	348	39
CROMA (154_) 2000 i.e. (154.AM, 154.LM)	834 B.146	10.87 - 08.96	1995	B	85 kW	348	38
CROMA (154_) 2000 i.e. Turbo (154.AM)	154 A2.000	12.85 - 06.90	1995	B	114 kW	348	38
CROMA (154_) 2000 i.e. Turbo (154.AM, 154.LM)	154 C4.046	06.87 - 08.96	1995	B	110 kW	348	38
CROMA (154_) 2000 i.e. Turbo (154.AM, 154.LM)	834 C.146	06.87 - 08.96	1995	B	110 kW	348	38
CROMA (154_) 2000 i.e. Turbo	834 C.146	11.86 - 11.88	1995	B	111 kW	348	38
CROMA (154_) 2500 D	8144.67	12.85 - 12.89	2500	D	55 kW	354	60
CROMA (154_) 2500 TD (154.AE)	8144.91.2000	12.85 - 08.89	2445	D	74 kW	354	60
CROMA (154_) 2500 TD (154.LL, 154.PL)	8144.97 Y	05.89 - 08.96	2500	D	85 kW	354	60
CROMA (154_) 2500 TD (154.LL, 154.PL)	8144.97.2400	05.89 - 08.96	2499	D	85 kW	354	60
CROMA (154_) 2500 TD (154.LL, 154.PL)	8144.97	05.89 - 08.96	2499	D	85 kW	354	60
CROMA (154_) 2500 TDE	8144.97 S	12.91 - 08.96	2500	D	77 kW	354	60
CROMA (194_) 1.9 D Multijet (194AXB1B)	939 A1.000	06.05 - 12.11	1910	D	88 kW	345	26
CROMA (194_) 1.9 D Multijet (194AXC1B, 194AXC12)	939 A2.000	06.05 - 12.11	1910	D	110 kW	345	22
CROMA (194_) 1.9 D Multijet	939 A7.000	06.05 - 12.11	1910	D	85 kW	345	26
CROMA (194_) 1.9 D Multijet	939 A8.000	12.05 - 10.07	1910	D	100 kW	345	26
CROMA (194_) 2.4 D Multijet	939 A3.000	06.05 - 12.11	2387	D	147 kW	345	27
CROMA Kasten/Kombi (194_) 1.9 MJTD (194AXB1B)	939 A1.000	04.06 - 12.11	1910	D	88 kW	345	26
DOBLO Bus (263_) 1.3 D Multijet (263AXC1A)	199 A3.000	02.10	1248	D	66 kW	341	5
DOBLO Bus (263_) 1.3 D Multijet (263AXC1A)	263 A2.000	02.10	1248	D	66 kW	341	5
DOBLO Bus (263_) 1.3 D Multijet (263AXU1A)	330 A1.000	03.16	1248	D	70 kW	341	5
DOBLO Bus (263_) 1.4 (263AXA1A)	843 A1.000	02.10	1368	B	70 kW	342	11
DOBLO Bus (263_) 1.4 (263AXG1B, 263AXG1A)	198 A4.000	10.11	1368	B	88 kW	342	10
DOBLO Bus (263_) 1.4 Natural Power (263AXG1B)	198 A4.000	02.10	1368	B/G	88 kW	342	10
DOBLO Bus (263_) 2.0 D Multijet (263AXF1B)	263 A1.000	01.10	1956	D	99 kW	347	32
DOBLO Cargo (263_) 1.3 D Multijet (263WXU1A)	330 A1.000	03.16	1248	D	70 kW	341	5
DOBLO Cargo (263_) 1.3 D Multijet	199 A3.000	02.10	1248	D	66 kW	341	5
DOBLO Cargo (263_) 1.3 D Multijet	225 A2.000	03.16	1248	D	59 kW	341	5
DOBLO Cargo (263_) 1.3 D Multijet	263 A2.000	02.10	1248	D	66 kW	341	5
DOBLO Cargo (263_) 1.3 D Multijet	263 A6.000	11.13	1248	D	55 kW	341	5
DOBLO Cargo (263_) 1.4 Natural Power	198 A4.000	06.10	1368	B/G	88 kW	342	10
DOBLO Cargo (263_) 1.4	198 A4.000	10.11	1368	B	88 kW	342	10
DOBLO Cargo (263_) 1.4	843 A1.000	02.10	1368	B	70 kW	342	11
DOBLO Cargo (263_) 2.0 D Multijet	263 A1.000	02.10	1956	D	99 kW	347	32








							
DOBLO Großraumlimousine (119_, 223_) 1.2 (223AXA1A)	223 A5.000	03.01	1242	B	48 kW	342	9
DOBLO Großraumlimousine (119_, 223_) 1.2 16V	223 A3.011	11.01	1242	B	59 kW	342	9
DOBLO Großraumlimousine (119_, 223_) 1.3 D Multijet	223 A9.000	10.05	1248	D	62 kW	341	5
DOBLO Großraumlimousine (119_, 223_) 1.3 JTD 16V	188 A9.000	12.04 - 05.05	1248	D	51 kW	341	5
DOBLO Großraumlimousine (119_, 223_) 1.3 JTD	199 A2.000	05.05	1248	D	55 kW	341	5
DOBLO Großraumlimousine (119_, 223_) 1.4 Flex (119107, 119307)	310 A2.011	11.09 - 12.16	1368	B/E	63 kW	342	11
DOBLO Großraumlimousine (119_, 223_) 1.4	310 A2.011	08.09 - 08.13	1368	B	63 kW	342	11
DOBLO Großraumlimousine (119_, 223_) 1.4	350 A1.000	10.05	1368	B	57 kW	342	11
DOBLO Großraumlimousine (119_, 223_) 1.8	PN93327668	09.03 - 01.06	1796	B	76 kW	344	21
DOBLO Großraumlimousine (119_, 223_) 1.9 D (223AXB1A)	223 A6.000	03.01	1910	D	46 kW	345	24
DOBLO Großraumlimousine (119_, 223_) 1.9 D Multijet	186 A9.000	10.05	1910	D	88 kW	345	26
DOBLO Großraumlimousine (119_, 223_) 1.9 JTD (223AXE1A)	182 B9.000	10.01	1910	D	74 kW	345	26
DOBLO Großraumlimousine (119_, 223_) 1.9 JTD (223AXE1A)	223 B2.000	10.01	1910	D	74 kW	345	26
DOBLO Großraumlimousine (119_, 223_) 1.9 JTD	223 A7.000	07.03	1910	D	77 kW	345	26
DOBLO Großraumlimousine (119_, 223_) 1.9 JTD	223 B1.000	07.03	1910	D	77 kW	345	26
DOBLO Kasten/Großraumlimousine (223_) 1.2 (223ZXA1A)	223 A5.000	03.01 - 01.04	1242	B	48 kW	342	9
DOBLO Kasten/Großraumlimousine (223_) 1.2 16V	223 A3.011	11.01 - 01.06	1242	B	59 kW	342	9
DOBLO Kasten/Großraumlimousine (223_) 1.3 D Multijet	199 A2.000	10.05 - 01.10	1248	D	55 kW	341	5
DOBLO Kasten/Großraumlimousine (223_) 1.3 JTD 16V Multijet	223 A9.000	08.06	1248	D	62 kW	341	5
DOBLO Kasten/Großraumlimousine (223_) 1.3 JTD 16V	188 A8.000	05.04 - 12.06	1248	D	51 kW	341	5
DOBLO Kasten/Großraumlimousine (223_) 1.3 JTD 16V	188 A9.000	05.04 - 12.06	1248	D	51 kW	341	5
DOBLO Kasten/Großraumlimousine (223_) 1.4 Flexfuel	310 A2.011	11.09 - 12.16	1368	B/E	63 kW	342	11
DOBLO Kasten/Großraumlimousine (223_) 1.4 Flexfuel	310 A2.011	11.09	1368	B/E	70 kW	342	11
DOBLO Kasten/Großraumlimousine (223_) 1.4	350 A1.000	10.05	1368	B	57 kW	342	11
DOBLO Kasten/Großraumlimousine (223_) 1.8	PN93327668	09.03 - 01.06	1796	B	76 kW	344	21
DOBLO Kasten/Großraumlimousine (223_) 1.8	PN93327668	11.00 - 12.04	1796	B	77 kW	344	21
DOBLO Kasten/Großraumlimousine (223_) 1.9 D (223ZXB1A)	223 A6.000	03.01	1910	D	46 kW	345	24
DOBLO Kasten/Großraumlimousine (223_) 1.9 JTD (223ZXE1A)	182 B9.000	10.01	1910	D	74 kW	345	26
DOBLO Kasten/Großraumlimousine (223_) 1.9 JTD Multijet	186 A9.000	12.06	1910	D	88 kW	345	26
DOBLO Kasten/Großraumlimousine (223_) 1.9 JTD	223 A7.000	07.03	1910	D	77 kW	345	26
DOBLO Kasten/Großraumlimousine (223_) 1.9 JTD	223 B1.000	07.03	1910	D	77 kW	345	26
DOBLO Pritsche/Fahrgestell (263_) 1.3 D Multijet (263.HXT1A, 263.YXT1A)	225 A2.000	03.16	1248	D	59 kW	341	5
DOBLO Pritsche/Fahrgestell (263_) 1.3 D Multijet (263.HXU1A, 263.YXU1A)	330 A1.000	03.16	1248	D	70 kW	341	5
DOBLO Pritsche/Fahrgestell (263_) 1.3 D Multijet	199 A3.000	02.10	1248	D	66 kW	341	5
DOBLO Pritsche/Fahrgestell (263_) 1.3 D Multijet	263 A2.000	02.10	1248	D	66 kW	341	5
DOBLO Pritsche/Fahrgestell (263_) 1.3 D Multijet	263 A6.000	11.13	1248	D	55 kW	341	5
DOBLO Pritsche/Fahrgestell (263_) 1.4 Natural Power	198 A4.000	06.10	1368	B/G	88 kW	342	10
DOBLO Pritsche/Fahrgestell (263_) 1.4	198 A4.000	10.11	1368	B	88 kW	342	10
DOBLO Pritsche/Fahrgestell (263_) 1.4	843 A1.000	04.10	1368	B	70 kW	342	11
DOBLO Pritsche/Fahrgestell (263_) 2.0 D Multijet	263 A1.000	02.10	1956	D	99 kW	347	32
DUCATO Bus (230_) 1.9 D Combinato	230 A2.000	06.95 - 04.02	1929	D	51 kW	346	31
DUCATO Bus (230_) 1.9 D	D9B (XUD9A)	04.98 - 04.02	1905	D	50 kW	348	36
DUCATO Bus (230_) 1.9 D	DHX	05.98 - 11.01	1905	D	59 kW	347	35
DUCATO Bus (230_) 1.9 D	DJY	04.98 - 04.02	1905	D	50 kW	348	36
DUCATO Bus (230_) 1.9 TD Combinato	230 A4.000	08.94 - 04.02	1929	D	59 kW	346	31
DUCATO Bus (230_) 1.9 TD Panorama/Combinato	230 A3.000	03.94 - 04.02	1929	D	60 kW	346	31
DUCATO Bus (230_) 1.9 TD	DHX (XUD9TF/L)	04.98 - 04.02	1905	D	66 kW	347	34
DUCATO Bus (230_) 1.9 TD	DHX	04.98 - 04.02	1905	D	66 kW	347	35
DUCATO Bus (230_) 2.0 4x4	RFW	11.94 - 11.01	1998	B	80 kW	351	51
DUCATO Bus (230_) 2.0 JTD	RHV	10.01 - 04.02	1997	D	62 kW	350	46
DUCATO Bus (230_) 2.0 Panorama/Combinato	RFW	03.94 - 04.02	1998	B	80 kW	351	51
DUCATO Bus (230_) 2.5 D Combinato	8140.67	08.94 - 04.02	2500	D	62 kW	354	60
DUCATO Bus (230_) 2.5 D	8140.67	03.94 - 04.02	2500	D	55 kW	354	60
DUCATO Bus (230_) 2.5 TD 4x4	8140.47	11.94 - 04.98	2500	D	80 kW	354	60
DUCATO Bus (230_) 2.5 TD 4x4	8140.47	06.94 - 09.01	2500	D	85 kW	354	60
DUCATO Bus (230_) 2.5 TDI 4x4	8140.47	04.97 - 04.02	2500	D	85 kW	354	60
DUCATO Bus (230_) 2.5 TDI Panorama/Combinato	8140.47R	07.94 - 04.02	2500	D	80 kW	354	60
DUCATO Bus (230_) 2.5 TDI Panorama/Combinato	8140.47	03.94 - 04.02	2500	D	85 kW	354	60
DUCATO Bus (230_) 2.8 D	8140.63	02.98 - 04.02	2800	D	64 kW	354	63
DUCATO Bus (230_) 2.8 JTD 4x4	8140.43S	11.00 - 04.02	2798	D	94 kW	354	63
DUCATO Bus (230_) 2.8 JTD	8140.43S	11.00 - 04.02	2798	D	94 kW	354	63
DUCATO Bus (230_) 2.8 TDI 4x4	8140.43	07.99 - 04.02	2800	D	90 kW	354	63








			ccm		kw		1 POS
DUCATO Bus (230_) 2.8 TDI	8140.43	10.97 - 05.05	2800	D	90 kW	354	63
DUCATO Bus (244_) 2.0 4x4	RFL (XU10J2U)	05.02 - 07.06	1998	B	81 kW	351	51
DUCATO Bus (244_) 2.0 4x4	RFL	05.02 - 07.06	1998	B	81 kW	351	50
DUCATO Bus (244_) 2.0 Bipower	RFL (XU10J2U)	11.02 - 07.06	1998	B/G	81 kW	351	51
DUCATO Bus (244_) 2.0 Bipower	RFL	11.02 - 07.06	1998	B/G	81 kW	351	50
DUCATO Bus (244_) 2.0 JTD	RHV	12.01 - 07.06	1997	D	62 kW	350	46
DUCATO Bus (244_) 2.0 LPG	RFL	11.02 - 07.06	1998	B/G	71 kW	351	50
DUCATO Bus (244_) 2.0	RFL (XU10J2U)	12.01 - 07.06	1998	B	81 kW	351	51
DUCATO Bus (244_) 2.0	RFL	12.01 - 07.06	1998	B	81 kW	351	50
DUCATO Bus (244_) 2.3 JTD	F1AE0481C	12.01 - 07.06	2286	D	81 kW	352	55
DUCATO Bus (244_) 2.3 JTD	F1AE0481T	12.09	2287	D	93 kW	352	55
DUCATO Bus (244_) 2.8 JTD 4x4	8140.43S	12.01 - 07.06	2798	D	94 kW	354	63
DUCATO Bus (244_) 2.8 JTD	8140.43N	04.04 - 07.06	2800	D	107 kW	354	63
DUCATO Bus (244_) 2.8 JTD	8140.43S	12.01	2798	D	94 kW	354	63
DUCATO Bus (244_) 2.8 TD 4x4	8140.43	11.03 - 07.06	2800	D	90 kW	354	63
DUCATO Bus (244_) 2.8 TDS	8140.23.2200	04.05 - 07.06	2800	D	76 kW	354	62
DUCATO Bus (244_) 2.8 TD	8140.43	11.03 - 07.06	2800	D	90 kW	354	63
DUCATO Bus (250_) 100 Multijet 2,2 D	4HV (P22DTE)	07.06 - 05.11	2198	D	74 kW	351	48
DUCATO Bus (250_) 100 Multijet 2,2 D	4HV	07.06 - 05.11	2198	D	74 kW	351	49
DUCATO Bus (250_) 110 Multijet 2,3 D	F1AE3481G	10.11	2287	D	83 kW	352	55
DUCATO Bus (250_) 110 Multijet 2,3 D	F1AE3481G	05.14	2287	D	82 kW	352	55
DUCATO Bus (250_) 115 Multijet 2,0 D	250 A1.000	06.11	1956	D	85 kW	347	32
DUCATO Bus (250_) 115 Multijet 2,0 D	250 A2.000	06.11	1956	D	85 kW	347	32
DUCATO Bus (250_) 120 Multijet 2,3 D	F1AE0481D	07.06	2287	D	88 kW	352	55
DUCATO Bus (250_) 130 Multijet 2,3 D 4x4	F1AE0481N	06.11	2287	D	96 kW	352	55
DUCATO Bus (250_) 130 Multijet 2,3 D 4x4	F1AE3481D	06.11	2287	D	96 kW	352	55
DUCATO Bus (250_) 130 Multijet 2,3 D 4x4	F1AGL411D	06.11	2287	D	96 kW	352	55
DUCATO Bus (250_) 130 Multijet 2,3 D	F1AE0481N	01.07	2287	D	96 kW	352	55
DUCATO Bus (250_) 130 Multijet 2,3 D	F1AE3481D	01.07	2287	D	96 kW	352	55
DUCATO Bus (250_) 130 Multijet 2,3 D	F1AGL411D	01.07	2287	D	96 kW	352	55
DUCATO Bus (250_) 140 Natural Power	F1CE0441A	04.09	2999	G	100 kW	355	66
DUCATO Bus (250_) 140 Natural Power	F1CFA401A	04.09	2999	G	100 kW	355	66
DUCATO Bus (250_) 150 Multijet 2,3 D 4x4	F1AGL411A	04.15	2287	D	110 kW	352	56
DUCATO Bus (250_) 150 Multijet 2,3 D 4x4	F1AGL411C	04.15	2287	D	110 kW	352	55
DUCATO Bus (250_) 150 Multijet 2,3 D	F1AE3481E	06.11	2287	D	109 kW	352	55
DUCATO Bus (250_) 150 Multijet 2,3 D	F1AE3481E	04.15	2287	D	110 kW	352	55
DUCATO Bus (250_) 150 Multijet 2,3 D	F1AGL411A	04.15	2287	D	110 kW	352	56
DUCATO Bus (250_) 150 Multijet 2,3 D	F1AGL411C	04.15	2287	D	110 kW	352	55
DUCATO Bus (250_) 150 Multijet 3,0 D	F1CE3481N	04.10	2999	D	107 kW	355	66
DUCATO Bus (250_) 160 Multijet 3,0 D 4x4	F1CE0481D	07.06	2999	D	116 kW	355	66
DUCATO Bus (250_) 160 Multijet 3,0 D 4x4	F1CE3481M	07.06	2999	D	116 kW	355	66
DUCATO Bus (250_) 160 Multijet 3,0 D	F1CE0481D	07.06	2999	D	116 kW	355	66
DUCATO Bus (250_) 160 Multijet 3,0 D	F1CE0481D	10.06	2999	D	115 kW	355	66
DUCATO Bus (250_) 160 Multijet 3,0 D	F1CE3481M	07.06	2999	D	116 kW	355	66
DUCATO Bus (250_) 180 Multijet 3,0 D	F1CE3481E	06.11	2999	D	130 kW	355	66
DUCATO Kasten (230_) 1.9 D	230 A2.000	03.94 - 04.02	1929	D	51 kW	346	31
DUCATO Kasten (230_) 1.9 D	DJY	04.98 - 04.02	1905	D	50 kW	348	36
DUCATO Kasten (230_) 1.9 TD CAT	230 A4.000	08.94 - 04.02	1929	D	59 kW	346	31
DUCATO Kasten (230_) 1.9 TD	230 A3.000	03.94 - 04.02	1929	D	60 kW	346	31
DUCATO Kasten (230_) 1.9 TD	DHX (XUD9TF/L)	04.98 - 04.02	1905	D	66 kW	347	34
DUCATO Kasten (230_) 1.9 TD	DHX	04.98 - 04.02	1905	D	66 kW	347	35
DUCATO Kasten (230_) 1.9 TD	DHX	05.98 - 11.01	1905	D	59 kW	347	35
DUCATO Kasten (230_) 2.0 4x4	RFW	11.94 - 04.02	1998	B	80 kW	351	51
DUCATO Kasten (230_) 2.0 JTD	RHV	10.01 - 04.02	1997	D	62 kW	350	46
DUCATO Kasten (230_) 2.0	RFW	03.94 - 04.02	1998	B	80 kW	351	51
DUCATO Kasten (230_) 2.5 D 4x4	8140.67	03.94 - 04.02	2500	D	62 kW	354	60
DUCATO Kasten (230_) 2.5 D	8140.67	03.94 - 04.02	2500	D	62 kW	354	60
DUCATO Kasten (230_) 2.5 TD 4x4	8140.47	11.94 - 04.98	2500	D	80 kW	354	60
DUCATO Kasten (230_) 2.5 TD 4x4	8140.47	11.94 - 04.98	2500	D	85 kW	354	60
DUCATO Kasten (230_) 2.5 TD 4x4	8140.47	05.98 - 04.02	2500	D	85 kW	354	60
DUCATO Kasten (230_) 2.5 TDI	8140.47R	03.94 - 04.02	2500	D	80 kW	354	60
DUCATO Kasten (230_) 2.5 TDI	8140.47	03.94 - 04.02	2500	D	85 kW	354	60








			ccm				
DUCATO Kasten (230_) 2.5 TD	8140.47	06.94 - 08.98	2500	D	80 kW	354	60
DUCATO Kasten (230_) 2.8 D 4x4	8140.63	08.98 - 04.02	2800	D	64 kW	354	63
DUCATO Kasten (230_) 2.8 D	8140.63	05.98 - 05.05	2800	D	64 kW	354	63
DUCATO Kasten (230_) 2.8 JTD 4x4	8140.43S	11.00 - 04.02	2798	D	94 kW	354	63
DUCATO Kasten (230_) 2.8 JTD	8140.43S	11.00 - 04.02	2798	D	94 kW	354	63
DUCATO Kasten (230_) 2.8 TD 4x4	8140.43	05.98 - 09.01	2800	D	90 kW	354	63
DUCATO Kasten (230_) 2.8 TDI 4x4	8140.43	06.99 - 04.02	2800	D	90 kW	354	63
DUCATO Kasten (230_) 2.8 TDI	8140.43	10.97 - 05.05	2800	D	90 kW	354	63
DUCATO Kasten (244_) 2.0 4x4	RFL (XU10J2U)	05.02 - 07.06	1998	B	81 kW	351	51
DUCATO Kasten (244_) 2.0 4x4	RFL	05.02 - 07.06	1998	B	81 kW	351	50
DUCATO Kasten (244_) 2.0 Bipower	RFL (XU10J2U)	11.02 - 07.06	1998	B/G	81 kW	351	51
DUCATO Kasten (244_) 2.0 Bipower	RFL	11.02 - 07.06	1998	B/G	81 kW	351	50
DUCATO Kasten (244_) 2.0 JTD	RHV	12.01 - 07.06	1997	D	62 kW	350	46
DUCATO Kasten (244_) 2.0 LPG	RFL	11.02 - 07.06	1998	B/G	71 kW	351	50
DUCATO Kasten (244_) 2.0	RFL (XU10J2U)	12.01 - 07.06	1998	B	81 kW	351	51
DUCATO Kasten (244_) 2.0	RFL	12.01 - 07.06	1998	B	81 kW	351	50
DUCATO Kasten (244_) 2.3 JTD	F1AE0481C	12.01 - 01.07	2286	D	81 kW	352	55
DUCATO Kasten (244_) 2.3 JTD	F1AE0481T	09.09 - 12.18	2287	D	93 kW	352	55
DUCATO Kasten (244_) 2.8 JTD 4x4	8140.43S	12.01 - 07.06	2798	D	94 kW	354	63
DUCATO Kasten (244_) 2.8 JTD Power	8140.43N	04.04 - 07.06	2800	D	107 kW	354	63
DUCATO Kasten (244_) 2.8 JTD	8140.43S	12.01 - 09.14	2798	D	94 kW	354	63
DUCATO Kasten (244_) 2.8 JTD	8140.43S	06.05 - 11.10	2798	D	93 kW	354	63
DUCATO Kasten (244_) 2.8 TD 4x4	8140.43	11.03 - 07.06	2800	D	90 kW	354	63
DUCATO Kasten (244_) 2.8 TDS	8140.23.2200	04.05 - 07.06	2800	D	76 kW	354	62
DUCATO Kasten (244_) 2.8 TD	8140.43	12.01 - 07.06	2800	D	90 kW	354	63
DUCATO Kasten (250_) 100 Multijet 2,2 D	4HV (P22DTE)	07.06	2198	D	74 kW	351	48
DUCATO Kasten (250_) 100 Multijet 2,2 D	4HV	07.06	2198	D	74 kW	351	49
DUCATO Kasten (250_) 110 Multijet 2,3 D	F1AE3481G	10.11	2287	D	83 kW	352	55
DUCATO Kasten (250_) 110 Multijet 2,3 D	F1AE3481G	05.14	2287	D	82 kW	352	55
DUCATO Kasten (250_) 115 Multijet 2,0 D	250 A1.000	06.11	1956	D	85 kW	347	32
DUCATO Kasten (250_) 115 Multijet 2,0 D	250 A2.000	06.11	1956	D	85 kW	347	32
DUCATO Kasten (250_) 120 Multijet 2,3 D 4x4	F1AE0481D	03.10	2287	D	88 kW	352	55
DUCATO Kasten (250_) 120 Multijet 2,3 D	F1AE0481D	07.06	2287	D	88 kW	352	55
DUCATO Kasten (250_) 130 Multijet 2,3 D 4x4	F1AE0481N	06.11	2287	D	96 kW	352	55
DUCATO Kasten (250_) 130 Multijet 2,3 D 4x4	F1AE3481D	06.11	2287	D	96 kW	352	55
DUCATO Kasten (250_) 130 Multijet 2,3 D 4x4	F1AGL411D	06.11	2287	D	96 kW	352	55
DUCATO Kasten (250_) 130 Multijet 2,3 D	F1AE0481N	08.06	2287	D	96 kW	352	55
DUCATO Kasten (250_) 130 Multijet 2,3 D	F1AE3481D	08.06	2287	D	96 kW	352	55
DUCATO Kasten (250_) 130 Multijet 2,3 D	F1AGL411D	08.06	2287	D	96 kW	352	55
DUCATO Kasten (250_) 140 Natural Power	F1CE0441A	04.09	2999	G	100 kW	355	66
DUCATO Kasten (250_) 140 Natural Power	F1CFA401A	04.09	2999	G	100 kW	355	66
DUCATO Kasten (250_) 150 Multijet 2,3 D 4x4	F1AGL411A	04.15	2287	D	110 kW	352	56
DUCATO Kasten (250_) 150 Multijet 2,3 D 4x4	F1AGL411C	04.15	2287	D	110 kW	352	55
DUCATO Kasten (250_) 150 Multijet 2,3 D	F1AE3481E	06.11	2287	D	109 kW	352	55
DUCATO Kasten (250_) 150 Multijet 2,3 D	F1AGL411A	12.15	2287	D	110 kW	352	56
DUCATO Kasten (250_) 150 Multijet 2,3 D	F1AGL411C	12.15	2287	D	110 kW	352	55
DUCATO Kasten (250_) 150 Multijet 3,0 D	F1CE3481N	04.10	2999	D	107 kW	355	66
DUCATO Kasten (250_) 160 Multijet 3,0 D 4x4	F1CE0481D	07.06	2999	D	116 kW	355	66
DUCATO Kasten (250_) 160 Multijet 3,0 D 4x4	F1CE3481M	07.06	2999	D	116 kW	355	66
DUCATO Kasten (250_) 160 Multijet 3,0 D	F1CE0481D	07.06	2999	D	116 kW	355	66
DUCATO Kasten (250_) 160 Multijet 3,0 D	F1CE3481M	07.06 - 12.11	2999	D	115 kW	355	66
DUCATO Kasten (250_) 180 Multijet 2,3 D	F1AGL411B	12.15	2287	D	130 kW	352	55
DUCATO Kasten (250_) 180 Multijet 3,0 D	F1CE3481E	06.11	2999	D	130 kW	355	66
DUCATO Kasten (280_) 1.8	169 B	01.82 - 10.88	1796	B	49 kW	349	41
DUCATO Kasten (280_) 1.8	XM7T	07.82 - 12.88	1796	B	51 kW	349	42
DUCATO Kasten (280_) 1.9 D	149 B1.000	01.88 - 08.90	1929	D	52 kW	346	30
DUCATO Kasten (280_) 1.9 TD	280 A1.000	03.89 - 08.90	1929	D	60 kW	346	31
DUCATO Kasten (280_) 2.0	170 B	07.85 - 08.90	1971	B	55 kW	353	57
DUCATO Kasten (280_) 2.0	170 D	03.89 - 08.90	1971	B	62 kW	353	57
DUCATO Kasten (280_) 2.0	XN 1T	01.82 - 08.90	1971	B	58 kW	353	57
DUCATO Kasten (280_) 2.4 D	8144.61	01.82 - 08.90	2428	D	53 kW	354	60
DUCATO Kasten (280_) 2.5 D 4x4	8140.61	09.86 - 05.90	2445	D	55 kW	354	60

			ccm		kw		1 POS
DUCATO Kasten (280_) 2.5 D 4x4	8140.61	09.86 - 10.87	2445	D	53 kW	354	60
DUCATO Kasten (280_) 2.5 D 4x4	8144.61	09.86 - 05.90	2428	D	55 kW	354	60
DUCATO Kasten (280_) 2.5 D 4x4	8144.67	03.89 - 08.90	2500	D	55 kW	354	60
DUCATO Kasten (280_) 2.5 D	8140.61	09.86 - 05.90	2445	D	55 kW	354	60
DUCATO Kasten (280_) 2.5 D	8144.67	01.82 - 08.90	2500	D	55 kW	354	60
DUCATO Kasten (280_) 2.5 D	CRD93L (U25-661)	01.82 - 08.90	2500	D	55 kW	354	61
DUCATO Kasten (280_) 2.5 TD 4x4	8140.27	09.86 - 05.90	2500	D	70 kW	354	60
DUCATO Kasten (280_) 2.5 TD 4x4	8144.21	09.86 - 09.90	2445	D	68 kW	354	60
DUCATO Kasten (280_) 2.5 TD	8140.27	09.86 - 05.90	2500	D	68 kW	354	60
DUCATO Kasten (280_) 2.5 TD	8144.21	02.87 - 02.91	2445	D	68 kW	354	60
DUCATO Kasten (290_) 1.9 D	149 B1.000	04.89 - 03.94	1929	D	52 kW	346	30
DUCATO Kasten (290_) 1.9 TD	280 A1.000	03.89 - 03.94	1929	D	60 kW	346	31
DUCATO Kasten (290_) 2.0	170 D	06.90 - 05.94	1971	B	63 kW	353	57
DUCATO Kasten (290_) 2.5 D 4x4	8144.67	07.90 - 03.94	2500	D	55 kW	354	60
DUCATO Kasten (290_) 2.5 D	8144.67	06.90 - 05.94	2500	D	55 kW	354	60
DUCATO Kasten (290_) 2.5 TD 4x4	8140.27	07.90 - 03.94	2500	D	70 kW	354	60
DUCATO Kasten (290_) 2.5 TD	8140.27	07.90 - 03.94	2500	D	70 kW	354	60
DUCATO Panorama (280_) 1.8	XM7T	07.82 - 12.88	1796	B	51 kW	349	42
DUCATO Panorama (280_) 1.9 D	149 B1.000	02.87 - 08.90	1929	D	52 kW	346	30
DUCATO Panorama (280_) 1.9 TD	280 A1.000	03.89 - 08.90	1929	D	60 kW	346	31
DUCATO Panorama (280_) 2.0	170 B	01.86 - 08.90	1971	B	55 kW	353	57
DUCATO Panorama (280_) 2.0	170 D	09.88 - 08.90	1971	B	62 kW	353	57
DUCATO Panorama (280_) 2.0	XN 1T	07.82 - 05.85	1971	B	58 kW	353	57
DUCATO Panorama (280_) 2.4 D	8144.61	07.82 - 12.85	2428	D	53 kW	354	60
DUCATO Panorama (280_) 2.5 D 4x4	8140.27	09.86 - 05.90	2500	D	68 kW	354	60
DUCATO Panorama (280_) 2.5 D 4x4	8144.67	01.87 - 08.90	2500	D	55 kW	354	60
DUCATO Panorama (280_) 2.5 D	8140.27	09.86 - 05.90	2500	D	68 kW	354	60
DUCATO Panorama (280_) 2.5 D	8144.67	01.86 - 08.90	2500	D	55 kW	354	60
DUCATO Panorama (280_) 2.5 D	CRD93L (U25-661)	01.86 - 08.90	2500	D	55 kW	354	61
DUCATO Panorama (280_) 2.5 TD 4x4	8144.21	01.86 - 08.90	2445	D	68 kW	354	60
DUCATO Panorama (280_) 2.5 TD	8144.21.220	01.87 - 08.90	2445	D	68 kW	354	60
DUCATO Panorama (280_) 2.5 TD	8144.21	01.87 - 08.90	2445	D	68 kW	354	60
DUCATO Panorama (290_) 1.9 D	149 B1.000	07.90 - 03.94	1929	D	52 kW	346	30
DUCATO Panorama (290_) 1.9 TD	280 A1.000	07.90 - 03.94	1929	D	60 kW	346	31
DUCATO Panorama (290_) 2.0 4x4	170 D	06.90 - 05.94	1971	B	63 kW	353	57
DUCATO Panorama (290_) 2.0	170 D	07.90 - 03.94	1971	B	62 kW	353	57
DUCATO Panorama (290_) 2.5 D 4x4	8144.67	07.90 - 03.94	2500	D	55 kW	354	60
DUCATO Panorama (290_) 2.5 D	8144.67	07.90 - 03.94	2500	D	55 kW	354	60
DUCATO Panorama (290_) 2.5 TD 4x4	8140.27	01.91 - 03.94	2500	D	70 kW	354	60
DUCATO Panorama (290_) 2.5 TD 4x4	8140.27	06.90 - 05.94	2500	D	70 kW	354	60
DUCATO Panorama (290_) 2.5 TD	8140.27	06.90 - 05.94	2500	D	70 kW	354	60
DUCATO Pritsche/Fahrgestell (230_) 1.9 D	230 A2.000	03.94 - 04.02	1929	D	51 kW	346	31
DUCATO Pritsche/Fahrgestell (230_) 1.9 D	DJY	04.98 - 04.02	1905	D	50 kW	348	36
DUCATO Pritsche/Fahrgestell (230_) 1.9 TD CAT	230 A4.000	08.94 - 04.02	1929	D	59 kW	346	31
DUCATO Pritsche/Fahrgestell (230_) 1.9 TD	230 A3.000	03.94 - 04.02	1929	D	60 kW	346	31
DUCATO Pritsche/Fahrgestell (230_) 1.9 TD	DHX (XUD9TF/L)	04.98 - 04.02	1905	D	66 kW	347	34
DUCATO Pritsche/Fahrgestell (230_) 1.9 TD	DHX	04.98 - 04.02	1905	D	66 kW	347	35
DUCATO Pritsche/Fahrgestell (230_) 1.9 TD	DHX	05.98 - 11.01	1905	D	59 kW	347	35
DUCATO Pritsche/Fahrgestell (230_) 2.0 4x4	RFW	11.94 - 09.01	1998	B	80 kW	351	51
DUCATO Pritsche/Fahrgestell (230_) 2.0 JTD	RHV	07.01 - 04.02	1997	D	62 kW	350	46
DUCATO Pritsche/Fahrgestell (230_) 2.0	RFW	03.94 - 04.02	1998	B	80 kW	351	51
DUCATO Pritsche/Fahrgestell (230_) 2.5 D 4x4	8140.67	03.94 - 04.02	2500	D	62 kW	354	60
DUCATO Pritsche/Fahrgestell (230_) 2.5 D	8140.67	03.94 - 04.02	2500	D	62 kW	354	60
DUCATO Pritsche/Fahrgestell (230_) 2.5 TD 4x4	8140.47	11.94 - 04.98	2500	D	80 kW	354	60
DUCATO Pritsche/Fahrgestell (230_) 2.5 TD 4x4	8140.47	11.94 - 04.98	2500	D	85 kW	354	60
DUCATO Pritsche/Fahrgestell (230_) 2.5 TDI 4x4	8140.47	06.98 - 04.02	2500	D	85 kW	354	60
DUCATO Pritsche/Fahrgestell (230_) 2.5 TDI	8140.47R	03.94 - 04.02	2500	D	80 kW	354	60
DUCATO Pritsche/Fahrgestell (230_) 2.5 TD	8140.47	06.94 - 08.98	2500	D	80 kW	354	60
DUCATO Pritsche/Fahrgestell (230_) 2.5 TD	8140.47	06.94 - 04.98	2500	D	85 kW	354	60
DUCATO Pritsche/Fahrgestell (230_) 2.8 D	8140.63	02.98 - 04.02	2800	D	64 kW	354	63
DUCATO Pritsche/Fahrgestell (230_) 2.8 JTD 4x4	8140.43S	10.01 - 04.02	2798	D	94 kW	354	63
DUCATO Pritsche/Fahrgestell (230_) 2.8 JTD	8140.43S	11.00 - 04.02	2798	D	94 kW	354	63








							
DUCATO Pritsche/Fahrgestell (230_) 2.8 TD 4x4	8140.63	05.98 - 11.01	2800	D	64 kW	354	63
DUCATO Pritsche/Fahrgestell (230_) 2.8 TDI	8140.43	12.98 - 04.02	2800	D	90 kW	354	63
DUCATO Pritsche/Fahrgestell (230_) 2.8 iDTD 4x4	8140.43	05.98 - 09.01	2800	D	90 kW	354	63
DUCATO Pritsche/Fahrgestell (244_) 2.0 JTD	RHV	12.01 - 07.06	1997	D	62 kW	350	46
DUCATO Pritsche/Fahrgestell (244_) 2.0	RFL (XU10J2U)	04.02 - 07.06	1998	B	81 kW	351	51
DUCATO Pritsche/Fahrgestell (244_) 2.0	RFL	04.02 - 07.06	1998	B	81 kW	351	50
DUCATO Pritsche/Fahrgestell (244_) 2.3 JTD	F1AE0481C	12.01 - 07.06	2286	D	81 kW	352	55
DUCATO Pritsche/Fahrgestell (244_) 2.3 JTD	F1AE0481T	12.09 - 07.14	2287	D	93 kW	352	55
DUCATO Pritsche/Fahrgestell (244_) 2.8 JTD 4x4	8140.43S	12.01 - 07.06	2798	D	94 kW	354	63
DUCATO Pritsche/Fahrgestell (244_) 2.8 JTD 4x4	8140.43	11.03 - 07.06	2800	D	90 kW	354	63
DUCATO Pritsche/Fahrgestell (244_) 2.8 JTD Power	8140.43N	04.04 - 07.06	2800	D	107 kW	354	63
DUCATO Pritsche/Fahrgestell (244_) 2.8 JTD	8140.43S	12.01 - 07.06	2798	D	94 kW	354	63
DUCATO Pritsche/Fahrgestell (244_) 2.8 JTD	8140.43	11.03 - 07.06	2800	D	90 kW	354	63
DUCATO Pritsche/Fahrgestell (244_) 2.8 TDS	8140.23.2200	04.05 - 07.06	2800	D	76 kW	354	62
DUCATO Pritsche/Fahrgestell (250_) 100 Multijet 2,2 D	4HV (P22DTE)	07.06	2198	D	74 kW	351	48
DUCATO Pritsche/Fahrgestell (250_) 100 Multijet 2,2 D	4HV	07.06	2198	D	74 kW	351	49
DUCATO Pritsche/Fahrgestell (250_) 110 Multijet 2,3 D	F1AE3481G	10.11	2287	D	83 kW	352	55
DUCATO Pritsche/Fahrgestell (250_) 110 Multijet 2,3 D	F1AE3481G	08.06	2287	D	82 kW	352	55
DUCATO Pritsche/Fahrgestell (250_) 115 Multijet 2,0 D	250 A1.000	06.11	1956	D	85 kW	347	32
DUCATO Pritsche/Fahrgestell (250_) 115 Multijet 2,0 D	250 A2.000	06.11	1956	D	85 kW	347	32
DUCATO Pritsche/Fahrgestell (250_) 120 Multijet 2,3 D 4x4	F1AE0481D	03.10	2287	D	88 kW	352	55
DUCATO Pritsche/Fahrgestell (250_) 120 Multijet 2,3 D	F1AE0481D	07.06	2287	D	88 kW	352	55
DUCATO Pritsche/Fahrgestell (250_) 130 Multijet 2,3 D	F1AE0481N	08.06	2287	D	96 kW	352	55
DUCATO Pritsche/Fahrgestell (250_) 130 Multijet 2,3 D	F1AE3481D	08.06	2287	D	96 kW	352	55
DUCATO Pritsche/Fahrgestell (250_) 130 Multijet 2,3 D	F1AGL411D	08.06	2287	D	96 kW	352	55
DUCATO Pritsche/Fahrgestell (250_) 140 Natural Power	F1CE0441A	04.09	2999	G	100 kW	355	66
DUCATO Pritsche/Fahrgestell (250_) 140 Natural Power	F1CFA401A	04.09	2999	G	100 kW	355	66
DUCATO Pritsche/Fahrgestell (250_) 150 Multijet 2,3 D	F1AE3481E	06.11	2287	D	109 kW	352	55
DUCATO Pritsche/Fahrgestell (250_) 150 Multijet 2,3 D	F1AGL411C	12.15	2287	D	110 kW	352	55
DUCATO Pritsche/Fahrgestell (250_) 150 Multijet 3,0 D	F1CE3481N	04.10	2999	D	107 kW	355	66
DUCATO Pritsche/Fahrgestell (250_) 160 Multijet 3,0 D	F1CE0481D	07.06	2999	D	116 kW	355	66
DUCATO Pritsche/Fahrgestell (250_) 160 Multijet 3,0 D	F1CE3481M	07.06 - 12.11	2999	D	115 kW	355	66
DUCATO Pritsche/Fahrgestell (250_) 180 Multijet 2,3 D	F1AGL411B	12.15	2287	D	130 kW	352	55
DUCATO Pritsche/Fahrgestell (250_) 180 Multijet 3,0 D	F1CE3481E	06.11	2999	D	130 kW	355	66
DUCATO Pritsche/Fahrgestell (280_) 1.9 D	149 B1.000	01.88 - 08.90	1929	D	52 kW	346	30
DUCATO Pritsche/Fahrgestell (280_) 1.9 TD	280 A1.000	03.89 - 08.90	1929	D	60 kW	346	31
DUCATO Pritsche/Fahrgestell (280_) 2.0	170 B	07.85 - 08.90	1971	B	55 kW	353	57
DUCATO Pritsche/Fahrgestell (280_) 2.0	170 D	08.88 - 08.90	1971	B	62 kW	353	57
DUCATO Pritsche/Fahrgestell (280_) 2.0	XN 1T	07.85 - 08.90	1971	B	55 kW	353	57
DUCATO Pritsche/Fahrgestell (280_) 2.5 D 4x4	8144.67	03.89 - 08.90	2500	D	55 kW	354	60
DUCATO Pritsche/Fahrgestell (280_) 2.5 D	8144.67	07.82 - 08.90	2500	D	55 kW	354	60
DUCATO Pritsche/Fahrgestell (280_) 2.5 D	CRD93L (U25-661)	07.82 - 08.90	2500	D	55 kW	354	61
DUCATO Pritsche/Fahrgestell (280_) 2.5 TD 4x4	8140.27	09.86 - 05.90	2500	D	68 kW	354	60
DUCATO Pritsche/Fahrgestell (280_) 2.5 TD 4x4	8144.21	01.86 - 08.90	2445	D	68 kW	354	60
DUCATO Pritsche/Fahrgestell (280_) 2.5 TD	8140.27	09.86 - 05.90	2500	D	68 kW	354	60
DUCATO Pritsche/Fahrgestell (280_) 2.5 TD	8144.21	01.86 - 08.90	2445	D	68 kW	354	60
DUCATO Pritsche/Fahrgestell (290_) 1.9 D	149 B1.000	06.90 - 05.94	1929	D	51 kW	346	30
DUCATO Pritsche/Fahrgestell (290_) 1.9 TD	280 A1.000	03.89 - 03.94	1929	D	60 kW	346	31
DUCATO Pritsche/Fahrgestell (290_) 2.0 4x4	170 D	06.90 - 05.94	1971	B	63 kW	353	57
DUCATO Pritsche/Fahrgestell (290_) 2.0	170 D	07.90 - 03.94	1971	B	62 kW	353	57
DUCATO Pritsche/Fahrgestell (290_) 2.5 D 4x4	8144.67	07.90 - 03.94	2500	D	55 kW	354	60
DUCATO Pritsche/Fahrgestell (290_) 2.5 D	8144.67	03.89 - 03.94	2500	D	55 kW	354	60
DUCATO Pritsche/Fahrgestell (290_) 2.5 TD 4x4	8140.27	07.90 - 03.94	2500	D	70 kW	354	60
DUCATO Pritsche/Fahrgestell (290_) 2.5 TD	8140.27	07.90 - 03.94	2500	D	70 kW	354	60
DUNA (146_) 1.7 DS	149 B3.000	01.87 - 12.91	1698	D	44 kW	346	30
DUNA Stufenheck (146_) 0.9	146 A.048	07.91 - 10.95	903	B	33 kW	341	1
DUNA Stufenheck (146_) 1.3 MPI	127 A2.011	04.88 - 10.01	1297	B	45 kW	343	15
DUNA Stufenheck (146_) 1.5	138 B3.000	04.88 - 12.95	1498	B	60 kW	352	53
DUNA Stufenheck (146_) 1.7 D	149 B3.000	01.99 - 10.01	1698	D	44 kW	346	30
DUNA Weekend (146_) 1.7 DS	146 B2.000	01.87 - 10.01	1698	D	44 kW	346	30
DUNA Weekend (146_) 1.7 DS	149 B3.000	01.87 - 10.01	1698	D	44 kW	346	30
ELBA (146_) 1.3	127 A2.011	03.86 - 12.93	1297	B	43 kW	343	15

			ccm		kw		1 POS
ELBA (146_) 1.3	127 A2.011	04.91 - 10.93	1297	B	43 kW	343	15
ELBA (146_) 1.5 Álcool	146 A3.011	10.85 - 09.93	1497	E	52 kW	344	17
ELBA (146_) 1.5 Álcool	146 D1.011	06.93 - 10.96	1497	E	49 kW	344	17
ELBA (146_) 1.5	149 C1.000	03.86 - 09.93	1498	B	52 kW	352	53
ELBA (146_) 1.5	149 C1.000	01.92 - 12.96	1498	B	49 kW	352	53
ELBA (146_) 1.5	149 C1.000	01.92 - 12.96	1498	B	55 kW	352	53
ELBA (146_) 1.7 D	146 B2.000	04.89 - 12.96	1698	D	43 kW	346	30
ELBA (146_) 1.7 D	146 B2.000	04.91 - 10.97	1698	D	42 kW	346	30
FIORINO (127_) 1050	127 A.000	01.80 - 12.87	1049	B	37 kW	343	14
FIORINO (127_) 900	100 GL.000	10.77 - 10.86	903	B	33 kW	341	1
FIORINO (147_) 1.0	127 A.000	01.80 - 12.87	1049	B	37 kW	343	14
FIORINO Großraumlimousine (146_) 1.5 (149A9)	149 C1.000	01.88 - 10.92	1498	B	55 kW	352	53
FIORINO Großraumlimousine (146_) 1.7 (146CI)	146 B2.000	01.88 - 10.92	1698	D	44 kW	346	30
FIORINO Großraumlimousine (225_) 1.3 JTD Multijet (225BXB1A, 225BXB11)	199 A2.000	11.07	1248	D	55 kW	341	5
FIORINO Großraumlimousine (225_) 1.3 JTD Multijet (225BXB1A, 225BXB11)	199 A9.000	11.07	1248	D	55 kW	341	5
FIORINO Großraumlimousine (225_) 1.3 JTD Multijet (225BXE1A)	199 B1.000	01.11	1248	D	70 kW	341	5
FIORINO Großraumlimousine (225_) 1.4 (225AXA1A)	350 A1.000	07.14	1368	B	57 kW	342	11
FIORINO Großraumlimousine (225_) 1.4 (225BXA1A)	KFT	11.07	1360	B	54 kW	343	13
FIORINO Großraumlimousine (225_) 1.4 (225BXA1A)	KFV	11.07	1360	B	54 kW	343	13
FIORINO Großraumlimousine (225_) 1.4 CNG (225AXC1A)	350 A1.000	07.14	1368	B/G	51 kW	342	11
FIORINO Großraumlimousine (225_) 1.4 CNG (225AXC1A, 225BXC1A)	350 A1.000	06.08	1368	B/G	57 kW	342	11
FIORINO Kasten/Großraumlimousine (146_) 1.0 iE	156 A2.246	11.92 - 04.96	999	B	33 kW	342	7
FIORINO Kasten/Großraumlimousine (146_) 1.2	178 B5.000	02.03	1242	B	50 kW	342	9
FIORINO Kasten/Großraumlimousine (146_) 1.5 (2550444)	146 A3.011	09.95 - 06.02	1497	B	56 kW	344	17
FIORINO Kasten/Großraumlimousine (146_) 1.5 SPI (2550431, 2554241)	146 A3.011	11.94 - 09.96	1497	B	49 kW	344	17
FIORINO Kasten/Großraumlimousine (146_) 1.5 SPI (2550431, 2554241)	149 C1.000	11.94 - 09.96	1498	B	49 kW	352	53
FIORINO Kasten/Großraumlimousine (146_) 1.5 Álcool (2550441)	146 D1.011	11.94 - 09.96	1497	E	54 kW	344	17
FIORINO Kasten/Großraumlimousine (146_) 1.5 Álcool (2552990)	146 A3.011	05.88 - 11.93	1497	E	52 kW	344	17
FIORINO Kasten/Großraumlimousine (146_) 1.5 Álcool	146 A3.011	01.97 - 12.04	1497	E	57 kW	344	17
FIORINO Kasten/Großraumlimousine (146_) 1.7 D	146 B2.000	01.88 - 03.00	1698	D	44 kW	346	30
FIORINO Kasten/Großraumlimousine (146_) 1.7 TD	146 D7.000	11.96 - 05.00	1698	D	46 kW	346	31
FIORINO Kasten/Großraumlimousine (146_) 1.7 TD	176 A3.000	01.04 - 08.06	1698	D	52 kW	346	31
FIORINO Kasten/Großraumlimousine (146_) 60 1.7 D	146 B2.000	05.88 - 10.96	1698	D	42 kW	346	30
FIORINO Kasten/Großraumlimousine (146_) 60 1.7 D	149 B3.000	05.88 - 05.00	1698	D	44 kW	346	30
FIORINO Kasten/Großraumlimousine (146_) 65 1.7 TD	146 D7.000	01.97 - 05.01	1698	D	46 kW	346	31
FIORINO Kasten/Großraumlimousine (146_) 75 i.e. 1.5	149 C1.000	05.88 - 12.93	1498	B	55 kW	352	53
FIORINO Kasten/Großraumlimousine (225_) 1.3 D Multijet (225BXD1A, 225BXB1A, 225BXB11)	199 A2.000	11.07	1248	D	55 kW	341	5
FIORINO Kasten/Großraumlimousine (225_) 1.3 D Multijet (225BXD1A, 225BXB1A, 225BXB11)	199 A9.000	11.07	1248	D	55 kW	341	5
FIORINO Kasten/Großraumlimousine (225_) 1.3 D Multijet (225BXE1A)	199 B1.000	07.09	1248	D	70 kW	341	5
FIORINO Kasten/Großraumlimousine (225_) 1.3 D Multijet (225BXE1A)	330 A1.000	07.09	1248	D	70 kW	341	5
FIORINO Kasten/Großraumlimousine (225_) 1.3 D Multijet (225CXG1A, 225AXL1A, 225AXG11, 225BXL1A,...)	225 A2.000	03.15	1248	D	59 kW	341	5
FIORINO Kasten/Großraumlimousine (225_) 1.3 D Multijet (225CXG1A, 225AXL1A, 225AXG11, 225BXL1A,...)	552 83 775	03.15	1248	D	59 kW	341	6
FIORINO Kasten/Großraumlimousine (225_) 1.3 Flex	178 E9.011	01.07 - 12.13	1242	B/E	52 kW	342	9
FIORINO Kasten/Großraumlimousine (225_) 1.4 (225AXA1A, 225BXA1A)	350 A1.000	10.09	1368	B	57 kW	342	11
FIORINO Kasten/Großraumlimousine (225_) 1.4 (225BXA1A, 225BXF1A)	KFT	11.07	1360	B	54 kW	343	13
FIORINO Kasten/Großraumlimousine (225_) 1.4 (225BXA1A, 225BXF1A)	KFV	11.07	1360	B	54 kW	343	13
FIORINO Kasten/Großraumlimousine (225_) 1.4 Natural Power (225AXC1A, 225BXC1A)	350 A1.000	06.08	1368	B/G	51 kW	342	11
FIORINO Kasten/Großraumlimousine (225_) 1.4 Natural Power (225BXC1A, 225AXC1A)	350 A1.000	06.08	1368	B/G	57 kW	342	11
FIORINO Kasten/Großraumlimousine (265_) 1.4 (265122)	327 A.011	05.14	1368	B	63 kW	342	11
FIORINO Kasten/Großraumlimousine (265_) 1.4 Flex (265122)	327 A.011	11.13	1368	B/E	65 kW	342	11
FIORINO Kasten/Großraumlimousine (265_) 1.4 Flex (265122)	327 A.011	05.14	1368	B/E	63 kW	342	11
FIORINO Pick up (146_) 1.5 (2553120)	146 D1.011	05.88 - 11.93	1497	B	47 kW	344	17
FIORINO Pick up (146_) 1.5 MPI (2553844, 2553845, 2553944)	149 C1.000	01.97 - 12.99	1498	B	56 kW	352	53
FIORINO Pick up (146_) 1.5 SPI (2553031)	146 D1.011	11.94 - 09.96	1497	B	49 kW	344	17
FIORINO Pick up (146_) 1.5 Álcool (2553041)	146 D1.011	11.94 - 09.96	1497	E	54 kW	344	17
FIORINO Pick up (146_) 1.5 Álcool (2553190, 2553290, 2553291)	146 A3.011	01.89 - 12.93	1497	E	52 kW	344	17
FIORINO Pick up (146_) 1.7 D	146 B2.000	10.93 - 10.99	1698	D	42 kW	346	30
FIORINO Pick up (146_) 1.7 D	149 B3.000	05.88 - 10.99	1698	D	44 kW	346	30
FIORINO Pick up (146_) 1.7 TD	146 D7.000	01.97 - 05.01	1698	D	46 kW	346	31
FIORINO Pick up (147_) 1.0	127 A.000	06.82 - 10.87	1049	B	37 kW	343	14
FIORINO Pick up (147_) 1.3	127 A2.011	09.81 - 04.88	1297	B	46 kW	343	15








FREEMONT (345_) 2.0 JTD 4x4	939 B5.000	08.11	1956	D	120 kW	347	32
FREEMONT (345_) 2.0 JTD 4x4	939 B5.000	08.11	1956	D	125 kW	347	32
FREEMONT (345_) 2.0 JTD 4x4	940 A5.000	08.11	1956	D	125 kW	347	32
FREEMONT (345_) 2.0 JTD	939 B5.000	08.11	1956	D	120 kW	347	32
FREEMONT (345_) 2.0 JTD	939 B5.000	08.11	1956	D	103 kW	347	32
FREEMONT (345_) 2.0 JTD	939 B5.000	08.11	1956	D	125 kW	347	32
FREEMONT (345_) 2.0 JTD	939 B5.000	08.11	1956	D	100 kW	347	32
FREEMONT (345_) 2.0 JTD	940 A5.000	08.11	1956	D	103 kW	347	32
FREEMONT (345_) 2.0 JTD	940 A5.000	08.11	1956	D	125 kW	347	32
FULLBACK Pick-up (502_, 503_) 2.5 D (KT0T)	4D56	04.16	2477	D	81 kW	353	59
FULLBACK Pick-up (502_, 503_) 2.5 D (KT0T)	4D56	04.16	2477	D	100 kW	353	59
FULLBACK Pick-up (502_, 503_) 2.5 D (KT0T)	4D56	04.16	2477	D	94 kW	353	59
FULLBACK Pick-up (502_, 503_) 2.5 D 4WD (KT0T)	4D56	04.16	2477	D	81 kW	353	59
FULLBACK Pick-up (502_, 503_) 2.5 D 4x4 (KT0T)	4D56	04.16	2477	D	131 kW	353	59
FULLBACK Pick-up (502_, 503_) 2.5 D 4x4 (KT0T)	4D56	04.16	2477	D	100 kW	353	59
GRAND SIENA (372_, 197) 1.0 Flex	310 A1.011	06.12	999	B/E	55 kW	342	7
GRAND SIENA (372_, 197) 1.4 Flex	310 A2.011	03.12 - 12.21	1368	B/E	65 kW	342	11
GRAND SIENA (372_, 197) 1.4 Tetrafuel	327 A.011	03.12 - 12.16	1368	B/G	65 kW	342	11
GRAND SIENA (372_, 197) 1.4	327 A.011	01.13	1368	B	64 kW	342	11
GRANDE PUNTO (199_) 1.2 LPG (199BXA1A, 199AXA1A)	199 A4.000	06.08 - 12.12	1242	B/G	51 kW	342	9
GRANDE PUNTO (199_) 1.2	169 A4.000	09.10	1242	B	51 kW	342	9
GRANDE PUNTO (199_) 1.2	199 A4.000	10.05	1242	B	48 kW	342	9
GRANDE PUNTO (199_) 1.3 D Multijet (199.AXD11, 199.AXD1A, 199.AXD1B,...)	199 A3.000	10.05 - 04.11	1248	D	66 kW	341	5
GRANDE PUNTO (199_) 1.3 D Multijet	199 A2.000	06.09 - 07.14	1248	D	56 kW	341	5
GRANDE PUNTO (199_) 1.3 D Multijet	199 A2.000	10.05 - 06.13	1248	D	55 kW	341	5
GRANDE PUNTO (199_) 1.3 D Multijet	199 A2.000	01.12 - 01.13	1248	D	68 kW	341	5
GRANDE PUNTO (199_) 1.3 D Multijet	199 A9.000	10.05 - 06.13	1248	D	55 kW	341	5
GRANDE PUNTO (199_) 1.3 D Multijet	199 B2.000	07.08	1248	D	51 kW	341	5
GRANDE PUNTO (199_) 1.3 D Multijet	199 B4.000	04.10	1248	D	62 kW	341	5
GRANDE PUNTO (199_) 1.3 D Multijet	223 A9.000	04.10	1248	D	62 kW	341	5
GRANDE PUNTO (199_) 1.4 (199AXB11, 199AXB1A, 199BxB1A, 199AXL1A)	350 A1.000	06.05 - 12.15	1368	B	57 kW	342	11
GRANDE PUNTO (199_) 1.4 (199AXB1A)	199 A7.000	10.05 - 07.07	1368	B	55 kW	342	11
GRANDE PUNTO (199_) 1.4 16V (199BXG1B, 199AXG1B)	199 A6.000	10.05 - 08.11	1368	B	70 kW	342	11
GRANDE PUNTO (199_) 1.4 16V	198 A1.000	09.07 - 07.12	1368	B	112 kW	342	10
GRANDE PUNTO (199_) 1.4 16V	323 B6.600	06.09 - 07.14	1368	B	66 kW	342	11
GRANDE PUNTO (199_) 1.4 Flex	310 A2.011	08.07 - 07.12	1368	B/E	63 kW	342	11
GRANDE PUNTO (199_) 1.4 LPG	350 A1.000	12.08	1368	B/G	57 kW	342	11
GRANDE PUNTO (199_) 1.4 Natural Power	350 A1.000	07.08	1368	B/G	57 kW	342	11
GRANDE PUNTO (199_) 1.4 T-Jet (199AXM1A, 199BXM1A, 199BXN1A)	198 A4.000	07.06	1368	B	88 kW	342	10
GRANDE PUNTO (199_) 1.9 D Multijet	199 A5.000	10.05	1910	D	96 kW	345	26
GRANDE PUNTO (199_) 1.9 D Multijet	939 A1.000	10.05	1910	D	88 kW	345	26
GRANDE PUNTO (199_) 1.9 D Multijet	939 A7.000	06.06 - 12.09	1910	D	85 kW	345	26
GRANDE PUNTO Van (199_) 1.3 JTD Multijet (199CXC1A)	199 A2.000	02.06 - 06.13	1248	D	55 kW	341	5
GRANDE PUNTO Van (199_) 1.3 JTD Multijet (199CXD1B)	199 A3.000	02.06 - 08.10	1248	D	66 kW	341	5
GRANDE PUNTO Van (199_) 1.4 (199CXB1A, 199DXB1A)	350 A1.000	02.06 - 06.13	1368	B	57 kW	342	11
GRANDE PUNTO Van (199_) 1.4 LPG (199CXB1A, 199DXB1A)	350 A1.000	03.09 - 12.12	1368	B/G	57 kW	342	11
GRANDE PUNTO Van (199_) 1.4 Natural Power (199BxB1A)	350 A1.000	03.09 - 12.12	1368	B/G	57 kW	342	11
IDEA (350_) 1.2 16V	188 A5.000	01.04	1242	B	59 kW	342	9
IDEA (350_) 1.3 D Multijet	188 A9.000	01.04	1248	D	51 kW	341	5
IDEA (350_) 1.3 D Multijet	199 A3.000	10.05	1248	D	66 kW	341	5
IDEA (350_) 1.3 D Multijet	199 B1.000	05.08 - 12.12	1248	D	70 kW	341	5
IDEA (350_) 1.4 16V	843 A1.000	01.04	1368	B	70 kW	342	11
IDEA (350_) 1.4 Flex	178 F3.011	09.05 - 06.16	1368	B/E	60 kW	342	11
IDEA (350_) 1.4 Flex	178 F3.011	09.05	1368	B/E	63 kW	342	11
IDEA (350_) 1.4 LPG	350 A1.000	10.04	1368	B/G	57 kW	342	11
IDEA (350_) 1.4	178 F3.011	01.06	1368	B	60 kW	342	11
IDEA (350_) 1.4	178 F3.011	08.10	1368	B	59 kW	342	11
IDEA (350_) 1.4	192 B2.000	12.03	1368	B	66 kW	342	11
IDEA (350_) 1.4	350 A1.000	10.05	1368	B	57 kW	342	11
IDEA (350_) 1.9 JTD	188 B2.000	01.04	1910	D	74 kW	345	26
IDEA Van (350_) 1.4 (350BXA1A)	843 A1.000	10.04 - 12.12	1368	B	70 kW	342	11
IDEA Van (350_) JTD Multijet (350BxB1A)	188 A9.000	10.04 - 12.11	1248	D	51 kW	341	5








			ccm		kw		1	POS
IDEA Van (350_) JTD Multijet (350BXG1A)	199 A3.000	04.05 - 12.10	1248	D	66 kW	341	5	
IDEA Van (350_) MJTD (350BXD1A)	188 B2.000	10.04 - 12.10	1910	D	74 kW	345	26	
LINEA (323_, 110_) 1.3 D Multijet (323AXB11, 323AXB1A)	199 A3.000	06.07	1248	D	66 kW	341	5	
LINEA (323_, 110_) 1.3 D Multijet (323AXB1A)	199 A3.000	09.09	1248	D	70 kW	341	5	
LINEA (323_, 110_) 1.3 D Multijet (323AXB1A)	199 B1.000	09.09	1248	D	70 kW	341	5	
LINEA (323_, 110_) 1.3 D Multijet	199 A3.000	11.08 - 12.19	1248	D	68 kW	341	5	
LINEA (323_, 110_) 1.3 JTD Multijet (323AXB1A)	199 A2.000	01.08	1248	D	65 kW	341	5	
LINEA (323_, 110_) 1.3 JTD Multijet (323AXB1A)	199 A3.000	10.06	1248	D	63 kW	341	5	
LINEA (323_, 110_) 1.4 T-Jet (110612)	323 B6.600	03.16 - 12.19	1368	B	92 kW	342	11	
LINEA (323_, 110_) 1.4 T-Jet (323AXC1A)	198 A4.000	05.07	1368	B	88 kW	342	10	
LINEA (323_, 110_) 1.4 T-Jet	198 A1.000	10.08 - 12.12	1368	B	112 kW	342	10	
LINEA (323_, 110_) 1.4 T-Jet	323 B6.600	09.07 - 03.13	1368	B	84 kW	342	11	
LINEA (323_, 110_) 1.4	323 B6.600	12.08	1368	B	66 kW	342	11	
LINEA (323_, 110_) 1.4	350 A1.000	06.07	1368	B	57 kW	342	11	
MAREA (185_) 1.2 16V	182 B2.000	10.98 - 05.02	1242	B	60 kW	342	9	
MAREA (185_) 1.4 80 12V	182 A3.000	09.96 - 05.02	1370	B	59 kW	345	25	
MAREA (185_) 1.8 115 16V	182 A2.000	09.96 - 05.02	1747	B	83 kW	345	24	
MAREA (185_) 1.8	183 A1.000	09.96 - 12.07	1747	B	97 kW	345	24	
MAREA (185_) 1.9 JTD 105 (185AXN1A)	182 B4.000	12.98 - 12.02	1910	D	77 kW	345	26	
MAREA (185_) 1.9 JTD 110 (185AXT1A)	186 A6.000	03.99 - 02.03	1910	D	81 kW	345	26	
MAREA (185_) 1.9 JTD	182 B4.000	03.00 - 12.07	1910	D	79 kW	345	26	
MAREA (185_) 1.9 JTD	182 B9.000	03.00 - 12.07	1910	D	79 kW	345	26	
MAREA (185_) 1.9 TD 100 (185AX_)	182 A7.000	05.96 - 12.02	1910	D	74 kW	345	24	
MAREA (185_) 1.9 TD 75	182 A8.000	09.96 - 05.02	1910	D	55 kW	345	24	
MAREA (185_) 2.0 150 20V	182 A1.000	09.96 - 03.01	1998	B	108 kW	345	23	
MAREA (185_) 2.0 150 20V	185 A8.000	03.97 - 02.03	1998	B	110 kW	345	23	
MAREA (185_) 2.0 155 20V	182 B7.000	04.99 - 06.04	1998	B	113 kW	345	23	
MAREA (185_) 2.0	185 A4.011	12.98 - 12.07	1998	B	134 kW	345	23	
MAREA (185_) 2.0	185 A5.011	05.98 - 09.00	1998	B	104 kW	345	23	
MAREA (185_) 2.4 JTD 130	185 A6.000	04.99 - 05.02	2387	D	96 kW	345	23	
MAREA (185_) 2.4 JTD 130	839 A5.000	04.99 - 05.02	2387	D	96 kW	345	23	
MAREA (185_) 2.4 TD 125	185 A2.000	09.96 - 04.99	2387	D	91 kW	345	23	
MAREA Weekend (185_) 1.2 16V	182 B2.000	10.98 - 05.02	1242	B	60 kW	342	9	
MAREA Weekend (185_) 1.4 80 12V	182 A3.000	09.96 - 05.02	1370	B	59 kW	345	25	
MAREA Weekend (185_) 1.8 115 16V	182 A2.000	09.96 - 05.02	1747	B	83 kW	345	24	
MAREA Weekend (185_) 1.8	183 A1.000	08.99 - 12.07	1747	B	97 kW	345	24	
MAREA Weekend (185_) 1.9 JTD 105 (185BXN1A)	182 B4.000	12.98 - 12.02	1910	D	77 kW	345	26	
MAREA Weekend (185_) 1.9 JTD 110 (185BXT1A)	186 A6.000	03.99 - 02.03	1910	D	81 kW	345	26	
MAREA Weekend (185_) 1.9 TD 100 (185BX_)	182 A7.000	09.96 - 06.03	1910	D	74 kW	345	24	
MAREA Weekend (185_) 1.9 TD 100 (185BX_)	182 B9.000	09.96 - 06.03	1910	D	74 kW	345	26	
MAREA Weekend (185_) 1.9 TD 75	182 A8.000	09.96 - 05.02	1910	D	55 kW	345	24	
MAREA Weekend (185_) 2.0 150 20V	182 A1.000	09.96 - 02.00	1998	B	108 kW	345	23	
MAREA Weekend (185_) 2.0 150 20V	185 A8.000	01.01 - 05.02	1998	B	110 kW	345	23	
MAREA Weekend (185_) 2.0 155 20V	182 B7.000	04.99 - 06.04	1998	B	113 kW	345	23	
MAREA Weekend (185_) 2.0	185 A4.011	12.98 - 03.07	1998	B	134 kW	345	23	
MAREA Weekend (185_) 2.0	185 A5.011	08.98 - 09.00	1998	B	104 kW	345	23	
MAREA Weekend (185_) 2.4 JTD 130	185 A6.000	04.99 - 05.02	2387	D	96 kW	345	23	
MAREA Weekend (185_) 2.4 JTD 130	839 A5.000	04.99 - 05.02	2387	D	96 kW	345	23	
MAREA Weekend (185_) 2.4 TD 125	185 A2.000	09.96 - 04.99	2387	D	91 kW	345	23	
MILLE (146_) 1.0 Flex	146 E1.011	01.10 - 12.13	999	B/E	49 kW	342	7	
MOBI (341) 1.0 Flex	310 A1.011	01.16	999	B/E	55 kW	342	7	
MOBI (341) 1.0	310 A1.011	09.16	999	B	51 kW	342	7	
MULTIPLA (186_) 1.9 JTD (186AXE1A)	186 A9.000	04.02 - 06.10	1910	D	88 kW	345	26	
MULTIPLA (186_) 1.9 JTD 105 (186AXB1A)	182 B4.000	04.99 - 06.10	1910	D	77 kW	345	26	
MULTIPLA (186_) 1.9 JTD 110	186 A6.000	03.01 - 07.02	1910	D	81 kW	345	26	
MULTIPLA (186_) 1.9 JTD 115	186 A8.000	07.02 - 06.10	1910	D	85 kW	345	26	
MULTIPLA VAN (186_) 1.9 JTD (186AXB1A)	182 B4.000	04.99 - 08.00	1910	D	77 kW	345	26	
MULTIPLA VAN (186_) 1.9 JTD (186AXG1A, 186BXG1A)	186 A9.000	04.02 - 06.10	1910	D	88 kW	345	26	
MULTIPLA VAN (186_) 1.9 JTD	186 A6.000	09.00 - 03.02	1910	D	81 kW	345	26	
MULTIPLA VAN (186_) 1.9 JTD	186 A8.000	05.04 - 06.10	1910	D	85 kW	345	26	
OGGI Stufenheck (147_) 1300	127 A2.011	02.83 - 12.85	1297	B	45 kW	343	15	
OGGI Stufenheck (147_) 1300	127 A2.011	07.84 - 12.85	1297	B	41 kW	343	15	








PALIO (178_ 171_) 1.0 (178BX)	178 D9.011	11.03 - 07.05	999	B	48 kW	342	7
PALIO (178_ 171_) 1.0 (178BX)	178 F1.011	11.03 - 07.05	999	B	48 kW	342	7
PALIO (178_ 171_) 1.0 16V	178 D8.011	08.00 - 02.03	999	B	52 kW	342	7
PALIO (178_ 171_) 1.0 16V	178 D9.011	08.00 - 02.03	999	B	52 kW	342	7
PALIO (178_ 171_) 1.0 Flex	310 A1.011	01.09 - 12.17	999	B/E	55 kW	342	7
PALIO (178_ 171_) 1.0 RST Biopower	178 D9.011	10.03 - 12.09	999	B/E	49 kW	342	7
PALIO (178_ 171_) 1.0 RST Biopower	178 F1.011	10.03 - 12.09	999	B/E	49 kW	342	7
PALIO (178_ 171_) 1.0	178 D9.011	03.00 - 02.05	999	B	40 kW	342	7
PALIO (178_ 171_) 1.1	178 B9.033	07.97 - 10.03	1108	B	40 kW	342	7
PALIO (178_ 171_) 1.1	187 A1.000	06.06 - 01.12	1108	B	42 kW	342	7
PALIO (178_ 171_) 1.2 (178BYE1AAT)	188 A5.000	06.01 - 10.07	1242	B	60 kW	342	9
PALIO (178_ 171_) 1.2	176 A8.000	06.96	1242	B	54 kW	342	9
PALIO (178_ 171_) 1.2	178 B5.000	06.96	1242	B	54 kW	342	9
PALIO (178_ 171_) 1.2	178 B5.000	07.01 - 06.05	1242	B	53 kW	342	9
PALIO (178_ 171_) 1.2	178 B7.045	07.97 - 08.02	1242	B	44 kW	342	9
PALIO (178_ 171_) 1.2	178 C4.066	07.97 - 08.02	1242	B	44 kW	342	9
PALIO (178_ 171_) 1.2	178 E2.000	06.96	1242	B	54 kW	342	9
PALIO (178_ 171_) 1.2	178 E2.000	06.99 - 10.00	1242	B	50 kW	342	9
PALIO (178_ 171_) 1.2	188 A4.000	07.97 - 08.02	1242	B	44 kW	342	9
PALIO (178_ 171_) 1.2	188 A5.000	03.00 - 01.12	1242	B	59 kW	342	9
PALIO (178_ 171_) 1.3 D Multijet	188 A9.000	03.08 - 11.11	1248	D	55 kW	341	5
PALIO (178_ 171_) 1.3 ELX Flex	178 E9.011	11.03 - 05.05	1242	B/E	52 kW	342	9
PALIO (178_ 171_) 1.3 JTD Multijet (178BYE1AAT)	188 A9.000	06.03 - 01.12	1248	D	51 kW	341	5
PALIO (178_ 171_) 1.3	178 B7.045	09.02 - 10.03	1242	B	49 kW	342	9
PALIO (178_ 171_) 1.3	178 E8.011	09.02 - 10.03	1242	B	49 kW	342	9
PALIO (178_ 171_) 1.3	178 E9.011	06.04	1242	B	52 kW	342	9
PALIO (178_ 171_) 1.4 (178BXA1A)	350 A1.000	10.02 - 10.04	1368	B	63 kW	342	11
PALIO (178_ 171_) 1.4 Flex	178 F3.011	06.05 - 12.08	1368	B/E	60 kW	342	11
PALIO (178_ 171_) 1.4 Flex	310 A2.011	01.09 - 10.11	1368	B/E	63 kW	342	11
PALIO (178_ 171_) 1.4	178 F3.011	04.05 - 12.08	1368	B	59 kW	342	11
PALIO (178_ 171_) 1.4	178 F3.011	08.10 - 07.12	1368	B	60 kW	342	11
PALIO (178_ 171_) 1.4	178 F3.011	01.98	1368	B	57 kW	342	11
PALIO (178_ 171_) 1.4	350 A1.000	01.98	1368	B	57 kW	342	11
PALIO (178_ 171_) 1.7 D	176 B3.000	04.96 - 09.02	1698	D	42 kW	346	30
PALIO (178_ 171_) 1.7 TD	176 A3.000	02.97 - 10.03	1698	D	52 kW	346	31
PALIO (178_ 171_) 1.7 TD	176 A3.000	02.97	1698	D	53 kW	346	31
PALIO (178_ 171_) 1.7 TD	176 A3.000	10.02 - 01.12	1698	D	51 kW	346	31
PALIO (178_ 171_) 1.7 TD	176 A5.000	02.97 - 10.03	1698	D	52 kW	346	31
PALIO (178_ 171_) 1.7 TD	176 A5.000	02.97	1698	D	53 kW	346	31
PALIO (178_ 171_) 1.9 D (178BYU1A)	223 A6.000	01.03 - 12.10	1910	D	46 kW	345	24
PALIO (26_ 27_ 28_) 1.0 (196)	310 A1.011	11.11	999	B	54 kW	342	7
PALIO (26_ 27_ 28_) 1.0 Flex (196)	146 E1.011	12.11 - 12.17	999	B/E	55 kW	342	7
PALIO (26_ 27_ 28_) 1.0 Flex (196)	310 A1.011	12.11 - 12.17	999	B/E	55 kW	342	7
PALIO (26_ 27_ 28_) 1.4 (196)	327 A.011	03.13	1368	B	63 kW	342	11
PALIO (26_ 27_ 28_) 1.4 (196)	327 A.011	01.13	1368	B	68 kW	342	11
PALIO (26_ 27_ 28_) 1.4 Flex (196)	327 A.011	11.11	1368	B/E	65 kW	342	11
PALIO FIRE (171_) 1.4 (17140M2)	310 A2.011	11.09 - 04.16	1368	B	60 kW	342	11
PALIO FIRE (171_) 1.4	310 A2.011	11.09	1368	B	64 kW	342	11
PALIO Weekend (178_ 173_ 373_ 374_ 171_) 1.0 RST (1730240)	178 D8.011	09.00 - 02.03	999	B	51 kW	342	7
PALIO Weekend (178_ 173_ 373_ 374_ 171_) 1.0 RST (1730240)	178 F1.011	09.00 - 02.03	999	B	51 kW	342	7
PALIO Weekend (178_ 173_ 373_ 374_ 171_) 1.0 RST (1730240)	310 A1.011	09.00 - 02.03	999	B	51 kW	342	7
PALIO Weekend (178_ 173_ 373_ 374_ 171_) 1.2 (178BXZ1A)	178 E2.000	06.99 - 10.02	1242	B	50 kW	342	9
PALIO Weekend (178_ 173_ 373_ 374_ 171_) 1.2 (178DYA1A, 178DXS1A)	178 C4.066	07.97 - 10.04	1242	B	44 kW	342	9
PALIO Weekend (178_ 173_ 373_ 374_ 171_) 1.2 (178DYA1A, 178DXS1A)	188 A4.000	07.97 - 10.04	1242	B	44 kW	342	9
PALIO Weekend (178_ 173_ 373_ 374_ 171_) 1.2 (178DYE1A, 178DYE1AAP, 178DYE1AAT)	188 A5.000	09.01 - 10.04	1242	B	59 kW	342	9
PALIO Weekend (178_ 173_ 373_ 374_ 171_) 1.2	178 B5.000	04.96 - 02.04	1242	B	54 kW	342	9
PALIO Weekend (178_ 173_ 373_ 374_ 171_) 1.3 (1788891, 1789491, 1730250)	188 A5.000	03.00 - 02.03	1242	B	59 kW	342	9
PALIO Weekend (178_ 173_ 373_ 374_ 171_) 1.3 ELX Flex (173_)	178 E9.011	03.04 - 05.05	1242	B/E	52 kW	342	9
PALIO Weekend (178_ 173_ 373_ 374_ 171_) 1.3 EX (1730130)	178 B7.045	09.02 - 02.04	1242	B	49 kW	342	9
PALIO Weekend (178_ 173_ 373_ 374_ 171_) 1.3 EX (1730130)	178 E8.011	09.02 - 02.04	1242	B	49 kW	342	9
PALIO Weekend (178_ 173_ 373_ 374_ 171_) 1.3 Flex (173_)	178 E9.011	03.04 - 05.05	1242	B/E	52 kW	342	9
PALIO Weekend (178_ 173_ 373_ 374_ 171_) 1.3 Multijet (178DXA1A)	188 A9.000	04.11 - 07.11	1248	D	66 kW	341	5

			ccm		kw		1 POS
PALIO Weekend (178_, 173_, 373_, 374_, 171_) 1.3	178 E9.011	06.04	1242	B	52 kW	342	9
PALIO Weekend (178_, 173_, 373_, 374_, 171_) 1.4 (3731211)	310 A2.011	05.11 - 04.14	1368	B	60 kW	342	11
PALIO Weekend (178_, 173_, 373_, 374_, 171_) 1.4 (3731211, 374)	310 A2.011	12.12	1368	B	63 kW	342	11
PALIO Weekend (178_, 173_, 373_, 374_, 171_) 1.4 ELX Flex (17301A1)	178 F3.011	04.05 - 01.12	1368	B/E	60 kW	342	11
PALIO Weekend (178_, 173_, 373_, 374_, 171_) 1.4 Flex (17301M2, 17307M2, 17350M2, 3731211)	310 A2.011	02.05	1368	B/E	63 kW	342	11
PALIO Weekend (178_, 173_, 373_, 374_, 171_) 1.4	178 F3.011	10.05	1368	B	57 kW	342	11
PALIO Weekend (178_, 173_, 373_, 374_, 171_) 1.4	178 F3.011	07.06 - 04.12	1368	B	61 kW	342	11
PALIO Weekend (178_, 173_, 373_, 374_, 171_) 1.7 TD	176 A3.000	04.96 - 03.01	1698	D	51 kW	346	31
PALIO Weekend (178_, 173_, 373_, 374_, 171_) 1.7 TD	176 A5.000	06.01 - 03.10	1698	D	59 kW	346	31
PALIO Weekend (178_, 173_, 373_, 374_, 171_) 1.7 TD	176 A5.000	06.97	1698	D	53 kW	346	31
PALIO Weekend (178_, 173_, 373_, 374_, 171_) 1.7 TD	178 C9.066	07.97 - 08.01	1698	D	52 kW	346	31
PALIO Weekend (178_, 173_, 373_, 374_, 171_) 1.9 D	223 A6.000	03.01 - 12.07	1910	D	48 kW	345	24
PALIO Weekend (178_, 173_, 373_, 374_, 171_) 1.9 D	223 A6.000	03.01	1910	D	46 kW	345	24
PALIO Weekend (178_, 173_, 373_, 374_, 171_) 1.9 JTD	188 A2.000	09.01	1910	D	59 kW	345	26
PANDA (141_) 0.9 Fire S Allrad	146 A.048	10.80 - 04.86	903	B	33 kW	341	1
PANDA (141_) 1000 4x4	141 C2.000	05.86 - 12.94	999	B	33 kW	342	7
PANDA (141_) 1000 4x4	156 A2.100	01.86 - 07.89	999	B	32 kW	342	7
PANDA (141_) 1000 4x4	156 A2.246	05.86 - 12.94	999	B	33 kW	342	7
PANDA (141_) 1000 4x4	156 A3.000	01.86 - 12.92	999	B	37 kW	342	7
PANDA (141_) 1000 4x4	156 A3.100	01.86 - 07.89	999	B	32 kW	342	8
PANDA (141_) 1000 i.e. Cat	141 C2.000	10.87 - 08.98	999	B	33 kW	342	7
PANDA (141_) 1000 i.e. Cat	156 A2.246	10.87 - 08.98	999	B	33 kW	342	7
PANDA (141_) 1000	156 A2.100	01.86 - 04.92	999	B	32 kW	342	7
PANDA (141_) 1000	156 A3.000	01.85 - 12.92	999	B	37 kW	342	7
PANDA (141_) 1100 4x4	176 B2.000	02.95 - 07.04	1108	B	40 kW	342	7
PANDA (141_) 1100 4x4	187 A1.000	02.95 - 07.04	1108	B	40 kW	342	7
PANDA (141_) 1100 Trekking 4x4	156 C.046	10.91 - 07.04	1108	B	37 kW	342	7
PANDA (141_) 1100	156 C.046	05.91 - 12.99	1108	B	37 kW	342	7
PANDA (141_) 1100	176 B2.000	10.92 - 09.03	1108	B	40 kW	342	7
PANDA (141_) 1100	187 A1.000	10.92 - 09.03	1108	B	40 kW	342	7
PANDA (141_) 750	141 B.000	01.86 - 10.03	769	B	25 kW	341	1
PANDA (141_) 750	156 A4.000	01.86 - 10.03	770	B	25 kW	341	2
PANDA (141_) 750	156 A4.048	01.86 - 10.03	770	B	25 kW	341	2
PANDA (141_) 750	156 A4.048	01.86 - 10.03	770	B	25 kW	341	2
PANDA (141_) 800	100 GL6.000	02.81 - 12.85	843	B	25 kW	341	1
PANDA (141_) 900	100 GL3.000	10.80 - 06.94	903	B	33 kW	341	1
PANDA (141_) 900	1170 A1.046	04.92 - 12.96	899	B	29 kW	341	1
PANDA (141_) 900	146 A.000	10.80 - 06.94	903	B	33 kW	341	1
PANDA (141_) 950 4x4	A 112 B1.054	09.83 - 12.86	965	B	35 kW	341	4
PANDA (141_) 950	A 112 B1.054	09.82 - 08.83	965	B	35 kW	341	4
PANDA (169_) 1.1 (169.AXA1A)	187 A1.000	09.03	1108	B	40 kW	342	7
PANDA (169_) 1.2 (169.AXB1A, 169.AXB1A)	188 A4.000	09.03	1242	B	44 kW	342	9
PANDA (169_) 1.2 (169.AXF2A, 169.AXF1A)	169 A4.000	03.10 - 08.13	1242	B	51 kW	342	9
PANDA (169_) 1.2 4x4 (169.AXB2A)	188 A4.000	10.04	1242	B	44 kW	342	9
PANDA (169_) 1.2 4x4 (169.AXF2A, 169.AXF1A)	169 A4.000	04.10 - 08.13	1242	B	51 kW	342	9
PANDA (169_) 1.2 LPG (169.AXB1A)	188 A4.000	04.09	1242	B/G	44 kW	342	9
PANDA (169_) 1.2 LPG (169.CXF1A)	169 A4.000	11.10 - 08.13	1242	B/G	51 kW	342	9
PANDA (169_) 1.2 Natural Power (169.AXB1A)	188 A4.000	01.07 - 12.11	1242	B/G	44 kW	342	9
PANDA (169_) 1.3 D Multijet (169.AXC1A)	188 A8.000	09.03	1248	D	51 kW	341	5
PANDA (169_) 1.3 D Multijet (169.AXC1A)	188 A9.000	09.03	1248	D	51 kW	341	5
PANDA (169_) 1.3 D Multijet (169.AXG1A, 169.AXD1A)	169 A1.000	06.06 - 08.13	1248	D	55 kW	341	5
PANDA (169_) 1.3 D Multijet (169.AXG1A, 169.AXD1A)	169 A5.000	06.06 - 08.13	1248	D	55 kW	341	5
PANDA (169_) 1.3 D Multijet 4x4 (169.AXC2A)	188 A8.000	10.04	1248	D	51 kW	341	5
PANDA (169_) 1.3 D Multijet 4x4 (169.AXC2A)	188 A9.000	10.04	1248	D	51 kW	341	5
PANDA (169_) 1.3 JTD Multijet 4x4 (169.AXG1A, 169.AXG2A)	169 A1.000	09.10 - 08.13	1248	D	55 kW	341	5
PANDA (169_) 1.3 JTD Multijet 4x4 (169.AXG1A, 169.AXG2A)	169 A5.000	09.10 - 08.13	1248	D	55 kW	341	5
PANDA (169_) 1.4 (169.AXE1B)	169 A3.000	10.06	1368	B	74 kW	342	11
PANDA (169_) 1.4 Natural Power (169.AXHIA)	350 A1.000	09.10 - 08.13	1368	B/G	57 kW	342	11
PANDA (312_, 319_) 1.2 (312PXA1A)	169 A4.000	02.12	1242	B	51 kW	342	9
PANDA (312_, 319_) 1.2 LPG (312PXA1A)	169 A4.000	06.12	1242	B/G	51 kW	342	9
PANDA (312_, 319_) 1.3 D Multijet (312PXL1A)	199 A1.000	02.12	1248	D	55 kW	341	5








							
PANDA (312_ 319_) 1.3 D Multijet (312PXL1A)	199 A9.000	02.12	1248	D	55 kW	341	5
PANDA (312_ 319_) 1.3 D Multijet (312PXU1A, 312PXW1A)	199 B1.000	04.15	1248	D	70 kW	341	5
PANDA (312_ 319_) 1.3 D Multijet (312PXU1A, 312PXW1A)	312 B1.000	04.15	1248	D	70 kW	341	5
PANDA (312_ 319_) 1.3 D Multijet (312PXU1A, 312PXW1A)	330 A1.000	04.15	1248	D	70 kW	341	5
PANDA (312_ 319_) 1.3 D Multijet 4x4 (312PXL1A)	199 A1.000	06.12	1248	D	55 kW	341	5
PANDA (312_ 319_) 1.3 D Multijet 4x4 (312PXL1A)	199 A9.000	06.12	1248	D	55 kW	341	5
PANDA (312_ 319_) 1.3 D Multijet 4x4 (312PXS2A)	199 A9.000	06.14	1248	D	59 kW	341	5
PANDA (312_ 319_) 1.3 D Multijet 4x4 (312PXS2A)	225 A2.000	06.14	1248	D	59 kW	341	5
PANDA (312_ 319_) 1.3 D Multijet 4x4 (312PXS2A)	312 A8.000	06.14	1248	D	59 kW	341	5
PANDA (312_ 319_) 1.3 D Multijet 4x4 (312PXS2A)	312 B2.000	06.14	1248	D	59 kW	341	5
PANDA (312_ 319_) 1.3 D Multijet 4x4 (312PXU1A)	199 B1.000	04.15	1248	D	70 kW	341	5
PANDA (312_ 319_) 1.3 D Multijet 4x4 (312PXU1A)	312 B1.000	04.15	1248	D	70 kW	341	5
PANDA (312_ 319_) 1.3 D Multijet 4x4 (312PXU1A)	330 A1.000	04.15	1248	D	70 kW	341	5
PANDA Kasten/Schrägheck (141_) 1.1 4x4	187 A1.000	09.00 - 02.04	1108	B	40 kW	342	7
PANDA Kasten/Schrägheck (141_) 1.1	156 C.046	05.91 - 03.95	1108	B	37 kW	342	7
PANDA Kasten/Schrägheck (141_) 1.1	187 A1.000	09.00 - 02.04	1108	B	40 kW	342	7
PANDA Kasten/Schrägheck (141_) 1000 i.e	141 C2.000	08.92 - 02.04	999	B	33 kW	342	7
PANDA Kasten/Schrägheck (141_) 1000 i.e	156 A2.246	08.92 - 02.04	999	B	33 kW	342	7
PANDA Kasten/Schrägheck (141_) 1000	156 A2.100	01.86 - 02.92	999	B	32 kW	342	7
PANDA Kasten/Schrägheck (141_) 1000	156 A3.100	01.86 - 02.92	999	B	32 kW	342	8
PANDA Kasten/Schrägheck (141_) 750	141 B.000	01.86 - 07.92	769	B	25 kW	341	1
PANDA Kasten/Schrägheck (169_) 1.1 (169CXA1A)	187 A1.000	09.04	1108	B	40 kW	342	7
PANDA Kasten/Schrägheck (169_) 1.2 4x4	169 A4.000	09.10	1242	B	51 kW	342	9
PANDA Kasten/Schrägheck (169_) 1.2 4x4	188 A4.000	09.04	1242	B	44 kW	342	9
PANDA Kasten/Schrägheck (169_) 1.2 Bipower (169CXB1A)	188 A4.000	09.04 - 12.11	1242	B/E	44 kW	342	9
PANDA Kasten/Schrägheck (169_) 1.2 LPG	169 A4.000	09.10	1242	B/G	51 kW	342	9
PANDA Kasten/Schrägheck (169_) 1.2 LPG	188 A4.000	04.09	1242	B/G	44 kW	342	9
PANDA Kasten/Schrägheck (169_) 1.2 Natural Power	188 A4.000	01.07 - 11.09	1242	B/G	44 kW	342	9
PANDA Kasten/Schrägheck (169_) 1.2	169 A4.000	09.10	1242	B	51 kW	342	9
PANDA Kasten/Schrägheck (169_) 1.2	188 A4.000	09.04	1242	B	44 kW	342	9
PANDA Kasten/Schrägheck (169_) 1.3 D Multijet 4x4	169 A1.000	01.06	1248	D	55 kW	341	5
PANDA Kasten/Schrägheck (169_) 1.3 D Multijet 4x4	188 A8.000	10.04 - 12.06	1248	D	51 kW	341	5
PANDA Kasten/Schrägheck (169_) 1.3 D Multijet 4x4	188 A9.000	10.04 - 12.06	1248	D	51 kW	341	5
PANDA Kasten/Schrägheck (169_) 1.3 D Multijet	169 A1.000	01.06	1248	D	55 kW	341	5
PANDA Kasten/Schrägheck (169_) 1.3 D Multijet	188 A8.000	03.04	1248	D	51 kW	341	5
PANDA Kasten/Schrägheck (169_) 1.3 D Multijet	188 A9.000	03.04	1248	D	51 kW	341	5
PANDA Kasten/Schrägheck (169_) 1.4 Natural Power	350 A1.000	10.09	1368	B/G	57 kW	342	11
PANDA VAN (312_ 519_) 1.2 (312CXA1A, 312DXA1A)	169 A4.000	02.12	1242	B	51 kW	342	9
PANDA VAN (312_ 519_) 1.2 LPG (312CXA1A)	169 A4.000	06.12	1242	B/G	51 kW	342	9
PANDA VAN (312_ 519_) 1.3 D Multijet (312CXL1A, 312DXL1A)	199 A9.000	02.12	1248	D	55 kW	341	5
PANDA VAN (312_ 519_) 1.3 D Multijet (312PXS2A)	225 A2.000	12.15	1248	D	59 kW	341	5
PANDA VAN (312_ 519_) 1.3 D Multijet (312PXS2A)	312 A8.000	12.15	1248	D	59 kW	341	5
PANDA VAN (312_ 519_) 1.3 D Multijet (312PXS2A)	312 B2.000	12.15	1248	D	59 kW	341	5
PANDA VAN (312_ 519_) 1.3 D Multijet 4x4 (312CXL2A)	199 A9.000	06.12	1248	D	55 kW	341	5
PANDA VAN (312_ 519_) 1.3 D Multijet 4x4 (312PXS2A)	225 A2.000	06.14	1248	D	59 kW	341	5
PANORAMA (147_) 1.3	127 A2.011	10.80 - 11.86	1297	B	45 kW	343	15
PENNY Kasten/Kombi (257_) 1.7 D	149 B3.000	01.86 - 12.90	1698	D	44 kW	346	30
PREMIO (146_) 1.3	127 A2.011	03.85 - 09.92	1297	B	44 kW	343	15
PREMIO (146_) 1.3	127 A2.011	03.85 - 06.92	1297	B	43 kW	343	15
PREMIO (146_) 1.5 (146AK04)	146 D1.011	03.85 - 12.96	1497	B	49 kW	344	17
PREMIO (146_) 1.5 i.e.	138 B3.011	06.92 - 12.96	1498	B	55 kW	352	53
PREMIO (146_) 1.5 Álcool	138 B3.011	10.85 - 07.88	1498	E	53 kW	352	53
PREMIO (146_) 1.5 Álcool	138 B3.011	10.89 - 09.93	1498	E	63 kW	352	53
PREMIO (146_) 1.5 Álcool	146 D1.011	06.92 - 09.93	1497	E	49 kW	344	17
PREMIO (146_) 1.5	138 B3.011	10.85 - 07.88	1498	B	53 kW	352	53
PREMIO (146_) 1.5	138 B3.011	08.88 - 09.89	1498	B	60 kW	352	53
PREMIO (146_) 1.5	138 B3.011	10.89 - 09.93	1498	B	63 kW	352	53
PUNTO (176_) 1.2 16V	176 B9.000	04.97 - 09.99	1242	B	63 kW	342	9
PUNTO (176_) 1.7 D	176 B3.000	04.94 - 09.97	1698	D	42 kW	346	30
PUNTO (176_) 1.7 TD (176AT)	176 B7.000	09.96 - 09.99	1698	D	46 kW	346	31
PUNTO (176_) 1.7 TD	176 A3.000	01.94 - 09.99	1698	D	51 kW	346	31
PUNTO (176_) 1.7 TD	176 A5.000	01.94 - 09.99	1698	D	52 kW	346	31








			ccm		kw		1 POS
PUNTO (176_) 55 1.1	176 A6.000	09.93 - 09.99	1108	B	40 kW	342	7
PUNTO (176_) 55 1.1	176 B2.000	09.93 - 09.99	1108	B	40 kW	342	7
PUNTO (176_) 60 1.2 (176AP, 176AR, 176AQ, 176BB)	176 B1.000	09.93 - 09.99	1242	B	44 kW	342	9
PUNTO (176_) 60 1.2 (176AP, 176AR, 176AQ, 176BB)	176 B4.000	09.93 - 09.99	1242	B	44 kW	342	9
PUNTO (176_) 60 1.2	176 A7.000	01.94 - 09.99	1242	B	43 kW	342	9
PUNTO (176_) 75 1.2	176 A8.000	10.93 - 09.99	1242	B	54 kW	342	9
PUNTO (188_) 1.2 16V 80 (188.233, .235, .253, .255, .333, .353, .639,...)	188 A5.000	09.99 - 04.06	1242	B	59 kW	342	9
PUNTO (188_) 1.2 60 (188.030, .050, .130, .150, .230, .250)	188 A4.000	09.99 - 12.10	1242	B	44 kW	342	9
PUNTO (188_) 1.2 Bifuel	188 A4.000	08.07 - 03.12	1242	B/G	44 kW	342	9
PUNTO (188_) 1.2 Bipower (188BXA1A)	188 A4.000	08.01 - 05.03	1242	B/E	44 kW	342	9
PUNTO (188_) 1.2 Natural Power (188BXA1A)	188 A4.000	04.04 - 04.06	1242	B/G	38 kW	342	9
PUNTO (188_) 1.2 Natural Power	188 A4.000	09.03 - 03.12	1242	B/G	44 kW	342	9
PUNTO (188_) 1.3 JTD 16V	188 A9.000	06.03 - 03.12	1248	D	51 kW	341	5
PUNTO (188_) 1.4 (188AXM1A, 188BXM1A)	199 A6.000	11.05 - 03.12	1368	B	71 kW	342	11
PUNTO (188_) 1.4 (188AXM1A, 188BXM1A)	843 A1.000	11.05 - 03.12	1368	B	71 kW	342	11
PUNTO (188_) 1.4 (199BxB1A, 199AXB1A)	310 A2.011	08.10 - 03.12	1368	B	64 kW	342	11
PUNTO (188_) 1.4 Flex	310 A2.011	08.07 - 06.10	1368	B/E	63 kW	342	11
PUNTO (188_) 1.4 T-Jet	198 A1.000	02.09 - 07.12	1368	B	112 kW	342	10
PUNTO (188_) 1.4	310 A2.011	07.07 - 03.12	1368	B	61 kW	342	11
PUNTO (188_) 1.4	843 A1.000	09.03 - 03.12	1368	B	70 kW	342	11
PUNTO (188_) 1.8 130 HGT (188.738, .718)	183 A1.000	09.99 - 03.12	1747	B	96 kW	345	24
PUNTO (188_) 1.8 130 HGT (188.738, .718)	188 A6.000	09.99 - 03.12	1747	B	96 kW	345	24
PUNTO (188_) 1.9 DS 60 (188.031, .051, .231, .251)	188 A3.000	09.99 - 03.12	1910	D	44 kW	345	24
PUNTO (188_) 1.9 JTD 80 (188.237, .257, .337, .357)	188 A2.000	09.99 - 03.12	1910	D	59 kW	345	26
PUNTO (188_) 1.9 JTD	188 A7.000	10.01 - 03.12	1910	D	63 kW	345	26
PUNTO (188_) 1.9 JTD	188 B2.000	06.03 - 03.12	1910	D	74 kW	345	26
PUNTO (199_) 1.2 (199AXZ1A, 199BXZ1A)	169 A4.000	03.12	1242	B	51 kW	342	9
PUNTO (199_) 1.2 (199AYL1A, 199BYL1A)	199 B9.000	02.14	1242	B	49 kW	342	9
PUNTO (199_) 1.3 D Multijet	199 A2.000	03.12	1248	D	55 kW	341	5
PUNTO (199_) 1.3 D Multijet	199 A9.000	03.12	1248	D	55 kW	341	5
PUNTO (199_) 1.3 D Multijet	199 B1.000	03.12	1248	D	70 kW	341	5
PUNTO (199_) 1.3 D Multijet	199 B4.000	03.12	1248	D	62 kW	341	5
PUNTO (199_) 1.3 D Multijet	199 B8.000	12.13	1248	D	59 kW	341	5
PUNTO (199_) 1.3 D Multijet	330 A1.000	03.12	1248	D	70 kW	341	5
PUNTO (199_) 1.3 JTD Multijet (199.AYR1A, 199.BYR1A)	955 B2.000	05.18	1248	D	66 kW	341	5
PUNTO (199_) 1.4 (199AXB1A, 199BxB1A, 199BxB11, 199AXB11)	350 A1.000	03.12	1368	B	57 kW	342	11
PUNTO (199_) 1.4 (199AXH1A, 199BXH1A)	199 A7.000	03.12	1368	B	55 kW	342	11
PUNTO (199_) 1.4 Bifuel	350 A1.000	03.12	1368	B/G	57 kW	342	11
PUNTO (199_) 1.4 Flex	310 A2.011	01.12	1368	B/E	63 kW	342	11
PUNTO (199_) 1.4 Flex	310 A2.011	03.12	1368	B/E	65 kW	342	11
PUNTO (199_) 1.4 Multi Air	955 A6.000	03.12	1368	B	77 kW	342	11
PUNTO (199_) 1.4 Natural Power	350 A1.000	03.12	1368	B/G	57 kW	342	11
PUNTO (199_) 1.4 T-Jet	198 A1.000	01.12	1368	B	112 kW	342	10
PUNTO (199_) 1.4 Turbo Multi Air	955 A2.000	03.12	1368	B	99 kW	342	11
PUNTO (199_) 1.4	327 A.011	03.12	1368	B	64 kW	342	11
PUNTO (199_) 1.4	955 A2.000	09.12	1368	B	101 kW	342	11
PUNTO Cabriolet (176_) 60 1.2 (176AR_, 176BR_)	176 B1.000	05.95 - 06.00	1242	B	44 kW	342	9
PUNTO Cabriolet (176_) 60 1.2 (176AR_, 176BR_)	176 B4.000	05.95 - 06.00	1242	B	44 kW	342	9
PUNTO Cabriolet (176_) 60 1.2	176 A7.000	04.94 - 06.00	1242	B	43 kW	342	9
PUNTO Cabriolet (176_) 85 16V 1.2	176 B9.000	04.97 - 06.00	1242	B	63 kW	342	9
PUNTO EVO (199_) 1.2	169 A4.000	10.09 - 02.12	1242	B	51 kW	342	9
PUNTO EVO (199_) 1.2	199 A4.000	10.09 - 02.12	1242	B	48 kW	342	9
PUNTO EVO (199_) 1.3 D Multijet (199AXC1A, 199BXC1A, 199AXT1A, 199BXT1A)	199 A2.000	10.09 - 02.12	1248	D	55 kW	341	5
PUNTO EVO (199_) 1.3 D Multijet (199AXC1A, 199BXC1A, 199AXT1A, 199BXT1A)	199 A9.000	10.09 - 02.12	1248	D	55 kW	341	5
PUNTO EVO (199_) 1.3 D Multijet (199AXD1B, 199AXD1A, 199BXD1B, 199BXD1A,...)	199 A3.000	10.09 - 02.12	1248	D	66 kW	341	5
PUNTO EVO (199_) 1.3 D Multijet (199BXC1A)	199 A2.000	09.10	1248	D	56 kW	341	5
PUNTO EVO (199_) 1.3 D Multijet (199BXC1A)	199 A9.000	09.10	1248	D	56 kW	341	5
PUNTO EVO (199_) 1.3 D Multijet	199 A2.000	10.14	1248	D	68 kW	341	5
PUNTO EVO (199_) 1.3 D Multijet	199 A3.000	10.14	1248	D	68 kW	341	5
PUNTO EVO (199_) 1.3 D Multijet	199 B1.000	10.09 - 02.12	1248	D	70 kW	341	5
PUNTO EVO (199_) 1.3 D Multijet	199 B2.000	07.08 - 02.12	1248	D	51 kW	341	5
PUNTO EVO (199_) 1.3 D Multijet	199 B4.000	10.09 - 02.12	1248	D	62 kW	341	5








PUNTO EVO (199_) 1.3 D Multijet	223 A9.000	10.09 - 02.12	1248	D	62 kW	341	5
PUNTO EVO (199_) 1.4 (199AXB1A)	350 A1.000	10.09 - 06.13	1368	B	57 kW	342	11
PUNTO EVO (199_) 1.4 (199AXH1A)	199 A7.000	07.09 - 02.12	1368	B	55 kW	342	11
PUNTO EVO (199_) 1.4 16V (199AXW1A)	955 A2.000	10.09 - 02.12	1368	B	99 kW	342	11
PUNTO EVO (199_) 1.4 16V	955 A6.000	10.09 - 02.12	1368	B	77 kW	342	11
PUNTO EVO (199_) 1.4 LPG	350 A1.000	06.09 - 02.12	1368	B/G	57 kW	342	11
PUNTO EVO (199_) 1.4 Natural Power	350 A1.000	10.09 - 02.12	1368	B/G	57 kW	342	11
PUNTO EVO (199_) 1.4	323 B6.600	10.14	1368	B	66 kW	342	11
PUNTO EVO Kasten/Schrägheck (199_) 1.3 D Multijet (199.AXT1A, 199.AXC1A)	199 A2.000	03.09 - 02.12	1248	D	55 kW	341	5
PUNTO EVO Kasten/Schrägheck (199_) 1.3 D Multijet (199.AXT1A, 199.AXC1A)	199 A9.000	03.09 - 02.12	1248	D	55 kW	341	5
PUNTO EVO Kasten/Schrägheck (199_) 1.3 D Multijet (199.AXU1A)	199 B1.000	03.09 - 02.12	1248	D	70 kW	341	5
PUNTO EVO Kasten/Schrägheck (199_) 1.3 D Multijet (199.CXD1B, 199.CXD1A)	199 A3.000	03.09 - 02.12	1248	D	66 kW	341	5
PUNTO EVO Kasten/Schrägheck (199_) 1.4 (199.AXB1A)	350 A1.000	03.09 - 02.12	1368	B	57 kW	342	11
PUNTO Kasten/Schrägheck (188_) 1.2 60	188 A4.000	02.00 - 10.09	1242	B	44 kW	342	9
PUNTO Kasten/Schrägheck (188_) 1.2 Natural Power (188.CXA1A)	188 A4.000	01.03 - 12.10	1242	B/G	44 kW	342	9
PUNTO Kasten/Schrägheck (188_) 1.3 JTD	188 A9.000	06.03 - 10.05	1248	D	51 kW	341	5
PUNTO Kasten/Schrägheck (188_) 1.9 D 60	188 A3.000	02.00 - 10.09	1910	D	44 kW	345	24
PUNTO Kasten/Schrägheck (188_) 1.9 JTD	188 A7.000	02.00 - 10.09	1910	D	63 kW	345	26
PUNTO Kasten/Schrägheck (199_) 1.3 D Multijet	199 A2.000	04.08	1248	D	55 kW	341	5
PUNTO Kasten/Schrägheck (199_) 1.3 D Multijet	199 A9.000	04.08	1248	D	55 kW	341	5
PUNTO Kasten/Schrägheck (199_) 1.3 D Multijet	199 B1.000	03.09	1248	D	70 kW	341	5
PUNTO Kasten/Schrägheck (199_) 1.3 D Multijet	199 B4.000	03.12	1248	D	62 kW	341	5
PUNTO Kasten/Schrägheck (199_) 1.4 (199.BXB1A, 199.AXL1A, 199.AXB1A)	350 A1.000	03.12	1368	B	57 kW	342	11
PUNTO Kasten/Schrägheck (199_) 1.4 LPG (199.AXB1A, 199.BXB1A, 199.AXL1A)	350 A1.000	03.12	1368	B/G	57 kW	342	11
PUNTO Kasten/Schrägheck (199_) 1.4 Natural Power (199.AXB1A, 199.AXL1A)	350 A1.000	03.09	1368	B/G	57 kW	342	11
PUNTO Van (176_) 1.1	176 B2.000	04.96 - 02.00	1108	B	40 kW	342	7
PUNTO Van (176_) 1.7 D	176 B3.000	04.96 - 02.00	1698	D	42 kW	346	30
PUNTO Van (176_) 1.7 TD	176 A5.000	04.96 - 02.00	1698	D	52 kW	346	31
PUNTO Van (176_) 1.7 TD	176 B7.000	09.96 - 09.99	1698	D	46 kW	346	31
QUBO (225_) 1.3 D Multijet (225.AXE1A, 225.CXE1A, 225.AXH1A, 225.AXL1A,...)	199 B1.000	07.10	1248	D	70 kW	341	5
QUBO (225_) 1.3 D Multijet (225.AXE1A, 225.CXE1A, 225.AXH1A, 225.AXL1A,...)	330 A1.000	07.10	1248	D	70 kW	341	5
QUBO (225_) 1.3 D Multijet (225.AXE1A, 225.CXE1A, 225.AXH1A, 225.AXL1A,...)	552 83 775	07.10	1248	D	70 kW	341	6
QUBO (225_) 1.3 D Multijet (225.AXG1A, 225.CXG1A, 225.AXG11, 225.CXG11)	225 A2.000	03.15	1248	D	59 kW	341	5
QUBO (225_) 1.3 D Multijet (225.CXB1A, 225.AXB1A, 225.CXB11, 225.AXB11,...)	199 A2.000	02.08	1248	D	55 kW	341	5
QUBO (225_) 1.3 D Multijet (225.CXB1A, 225.AXB1A, 225.CXB11, 225.AXB11,...)	199 A9.000	02.08	1248	D	55 kW	341	5
QUBO (225_) 1.4 (225.AXA1A)	KFT	02.08	1360	B	54 kW	343	13
QUBO (225_) 1.4 (225.AXA1A)	KFV	02.08	1360	B	54 kW	343	13
QUBO (225_) 1.4 (225.AXA1A, 225.CXA1A)	350 A1.000	10.09	1368	B	57 kW	342	11
QUBO (225_) 1.4 Natural Power (225.AXC1A)	350 A1.000	10.09	1368	B/G	57 kW	342	11
REGATA (138_) 100 1.6	138 AR.000	09.83 - 08.86	1585	B	77 kW	348	38
REGATA (138_) 100 Super 1.6	149 A2.000	10.83 - 12.90	1585	B	74 kW	348	38
REGATA (138_) 100 Super 1.6	149 A4.000	10.83 - 12.90	1585	B	74 kW	348	38
REGATA (138_) 100 Super 1.6	149 C3.000	10.83 - 07.89	1585	B	70 kW	348	38
REGATA (138_) 60 Diesel 1.7	138 B6.000	09.83 - 12.86	1714	D	43 kW	347	33
REGATA (138_) 60 Diesel 1.7	149 B3.000	05.85 - 03.89	1698	D	44 kW	346	30
REGATA (138_) 65 Diesel 1.9	149 A1.000	04.84 - 07.89	1929	D	48 kW	346	30
REGATA (138_) 75 1.5	138 B3.048	12.83 - 07.89	1498	B	55 kW	352	53
REGATA (138_) 75 1.5	138 C2.048	12.83 - 07.89	1498	B	55 kW	352	53
REGATA (138_) 75 1.5	138 C3.048	12.83 - 07.89	1498	B	55 kW	352	53
REGATA (138_) 75 1.5	149 C1.000	12.83 - 07.89	1498	B	55 kW	352	53
REGATA (138_) 80 Turbo Diesel 1.9	831 D1.000	05.86 - 07.89	1929	D	59 kW	346	30
REGATA (138_) 85 1.5	138 B3.000	02.84 - 08.86	1498	B	63 kW	352	53
REGATA (138_) 85 1.5	149 A5.000	05.85 - 12.87	1498	B	58 kW	352	53
REGATA (138_) 85 1.6	149 A.000	10.83 - 06.90	1585	B	60 kW	348	38
REGATA (138_) 85 Super 1.5	138 B3.000	09.83 - 12.90	1498	B	60 kW	352	53
REGATA (138_) 90 i.e. 1.6	149 C2.000	01.87 - 07.89	1595	B	66 kW	348	38
REGATA Weekend (138_) 1.6	138 AR.000	09.83 - 08.86	1585	B	77 kW	348	38
REGATA Weekend (138_) 1.6	149 A.000	10.84 - 06.89	1585	B	60 kW	348	38
REGATA Weekend (138_) 100 1.6 (RF)	149 A4.000	09.84 - 12.90	1585	B	74 kW	348	38
REGATA Weekend (138_) 100 1.6 (RF)	149 C3.000	09.84 - 12.90	1585	B	74 kW	348	38
REGATA Weekend (138_) 60 Diesel 1.7	149 B3.000	01.84 - 12.89	1698	D	44 kW	346	30
REGATA Weekend (138_) 65 Diesel 1.9	149 A1.000	04.84 - 07.89	1929	D	48 kW	346	30

			ccm		kw		1 POS
REGATA Weekend (138_) 75 1.5	138 B3.048	09.84 - 07.89	1498	B	55 kW	352	53
REGATA Weekend (138_) 75 1.5	138 C2.048	09.84 - 07.89	1498	B	55 kW	352	53
REGATA Weekend (138_) 75 1.5	138 C3.048	09.84 - 07.89	1498	B	55 kW	352	53
REGATA Weekend (138_) 75 1.5	149 C1.000	09.84 - 07.89	1498	B	55 kW	352	53
REGATA Weekend (138_) 80 Turbo Diesel 1.9	831 D1.000	05.86 - 07.89	1929	D	59 kW	346	30
REGATA Weekend (138_) 85 1.5	138 B3.000	01.84 - 06.91	1498	B	60 kW	352	53
REGATA Weekend (138_) 85 1.5	138 B3.000	06.83 - 08.86	1498	B	63 kW	352	53
REGATA Weekend (138_) 90 i.e. 1.6	149 C2.000	01.87 - 07.89	1595	B	66 kW	348	38
RITMO (138_) 1.5	138 A2.000	01.78 - 12.88	1498	B	55 kW	352	53
RITMO (138_) 1.5	138 A4.000	01.81 - 05.87	1498	B	63 kW	352	53
RITMO (138_) 1.5	138 B3.000	01.83 - 12.87	1498	B	60 kW	352	53
RITMO (138_) 1.5	138 C2.048	01.78 - 12.88	1498	B	55 kW	352	53
RITMO (138_) 1.5	138 C3.048	01.78 - 12.88	1498	B	55 kW	352	53
RITMO (138_) 1.5	149 A5.000	08.85 - 05.87	1498	B	58 kW	352	53
RITMO (138_) 1.5	149 C1.000	01.78 - 12.88	1498	B	55 kW	352	53
RITMO (138_) 1.6	138 AR.000	05.81 - 12.87	1585	B	77 kW	348	38
RITMO (138_) 1.6	138 AR.000	12.85 - 12.87	1585	B	66 kW	348	38
RITMO (138_) 1.6	149 A4.000	01.83 - 12.87	1585	B	74 kW	348	38
RITMO (138_) 1.7 Diesel	138 A5.000	10.79 - 09.82	1714	D	40 kW	347	33
RITMO (138_) 1.7 Diesel	138 C.000	05.85 - 12.87	1698	D	44 kW	346	30
RITMO (138_) 1.7 Diesel	149 B3.000	05.85 - 12.87	1698	D	44 kW	346	30
RITMO (138_) 1.9 TD	831 D1.000	12.85 - 12.87	1929	D	59 kW	346	30
RITMO Cabriolet (138_) 100 1.6	138 AR.000	10.85 - 12.87	1585	B	77 kW	348	38
RITMO Cabriolet (138_) 100 1.6	138 AR.048	10.85 - 12.87	1585	B	74 kW	348	38
RITMO Cabriolet (138_) 85 1.5	138 A4.000	01.80 - 07.89	1498	B	63 kW	352	53
RITMO Cabriolet (138_) 85 1.5	138 B3.000	03.83 - 12.86	1498	B	60 kW	352	53
SCUDO Bus (220_) 1.9 D	D9B (XUD9A)	02.96 - 04.98	1905	D	51 kW	348	36
SCUDO Bus (220_) 1.9 D	WJZ (DW8)	04.98 - 12.06	1868	D	51 kW	346	29
SCUDO Bus (220_) 1.9 TD Eco	DHX (XUD9TF/L)	02.96 - 12.06	1905	D	66 kW	347	34
SCUDO Bus (220_) 1.9 TD	D8B	02.96 - 12.06	1905	D	68 kW	347	34
SCUDO Bus (220_) 2.0 16V	RFN (EW10J4)	06.00 - 12.06	1997	B	100 kW	350	44
SCUDO Bus (220_) 2.0 JTD 16V	RHW (DW10ATED4)	05.99 - 12.06	1997	D	80 kW	350	45
SCUDO Bus (220_) 2.0 JTD	RHX	01.04 - 12.06	1997	D	69 kW	351	47
SCUDO Bus (220_) 2.0 JTD	RHZ	12.99 - 12.06	1997	D	80 kW	350	45
SCUDO Bus (270_, 272_) 1.6 D Multijet	9H07 (DV6UC)	02.11 - 03.16	1560	D	66 kW	343	12
SCUDO Bus (270_, 272_) 1.6 D Multijet	9HM (DV6UC)	02.11 - 03.16	1560	D	66 kW	343	12
SCUDO Bus (270_, 272_) 1.6 D Multijet	9HU	01.07 - 03.16	1560	D	66 kW	343	12
SCUDO Bus (270_, 272_) 2.0 D Multijet 4x4	RH02	04.11 - 03.16	1997	D	94 kW	350	45
SCUDO Bus (270_, 272_) 2.0 D Multijet 4x4	RHK	01.07 - 03.16	1997	D	88 kW	350	45
SCUDO Bus (270_, 272_) 2.0 D Multijet 4x4	RHR	01.07 - 03.16	1997	D	100 kW	350	45
SCUDO Bus (270_, 272_) 2.0 D Multijet	RH02	07.10 - 03.16	1997	D	120 kW	350	45
SCUDO Bus (270_, 272_) 2.0 D Multijet	RH02	04.11 - 03.16	1997	D	94 kW	350	45
SCUDO Bus (270_, 272_) 2.0 D Multijet	RHH	07.10 - 03.16	1997	D	120 kW	350	45
SCUDO Bus (270_, 272_) 2.0 D Multijet	RHK	01.07 - 03.16	1997	D	88 kW	350	45
SCUDO Bus (270_, 272_) 2.0 D Multijet	RHR	01.07 - 03.16	1997	D	100 kW	350	45
SCUDO Kasten (220_) 1.9 D	D9B (XUD9A)	02.96 - 12.06	1905	D	51 kW	348	36
SCUDO Kasten (220_) 1.9 D	WJY (DW8B)	04.98 - 12.06	1868	D	51 kW	346	29
SCUDO Kasten (220_) 1.9 D	WJZ (DW8)	04.98 - 12.06	1868	D	51 kW	346	29
SCUDO Kasten (220_) 1.9 TD	D8B	02.98 - 12.06	1905	D	68 kW	347	34
SCUDO Kasten (220_) 1.9 TD	DHX (XUD9TF/L)	02.96 - 12.06	1905	D	66 kW	347	34
SCUDO Kasten (220_) 2.0 JTD 16V	RHK (DW10UTED4)	05.99 - 12.06	1997	D	80 kW	350	45
SCUDO Kasten (220_) 2.0 JTD 16V	RHM (DW10ATED4)	05.99 - 12.06	1997	D	80 kW	350	45
SCUDO Kasten (220_) 2.0 JTD 16V	RHW (DW10ATED4)	05.99 - 12.06	1997	D	80 kW	350	45
SCUDO Kasten (220_) 2.0 JTD	RHX	10.99 - 12.06	1997	D	69 kW	351	47
SCUDO Kasten (220_) 2.0 JTD	RHZ	12.02 - 12.06	1997	D	80 kW	350	45
SCUDO Kasten (220_) 2.0	RFN (EW10J4)	05.00 - 12.06	1997	B	100 kW	350	44
SCUDO Kasten (270_, 272_) 1.6 D Multijet	9H07 (DV6UC)	02.11 - 03.16	1560	D	66 kW	343	12
SCUDO Kasten (270_, 272_) 1.6 D Multijet	9HM (DV6UC)	02.11 - 03.16	1560	D	66 kW	343	12
SCUDO Kasten (270_, 272_) 1.6 D Multijet	9HU	01.07 - 03.16	1560	D	66 kW	343	12
SCUDO Kasten (270_, 272_) 2.0 D Multijet 4x4	RH02	05.11 - 03.16	1997	D	94 kW	350	45
SCUDO Kasten (270_, 272_) 2.0 D Multijet 4x4	RHK	01.07 - 03.16	1997	D	88 kW	350	45
SCUDO Kasten (270_, 272_) 2.0 D Multijet 4x4	RHR	01.07 - 03.16	1997	D	100 kW	350	45








							
SCUDO Kasten (270_, 272_) 2.0 D Multijet	RH02	07.10 - 03.16	1997	D	120 kW	350	45
SCUDO Kasten (270_, 272_) 2.0 D Multijet	RH02	05.11 - 03.16	1997	D	94 kW	350	45
SCUDO Kasten (270_, 272_) 2.0 D Multijet	RHH	07.10 - 03.16	1997	D	120 kW	350	45
SCUDO Kasten (270_, 272_) 2.0 D Multijet	RHK	01.07 - 03.16	1997	D	88 kW	350	45
SCUDO Kasten (270_, 272_) 2.0 D Multijet	RHR	01.07 - 03.16	1997	D	100 kW	350	45
SCUDO Pritsche/Fahrgestell (220_) 1.9 D	WJY (DW8)	04.98 - 12.06	1868	D	51 kW	346	28
SCUDO Pritsche/Fahrgestell (220_) 1.9 TD	DHX (XUD9TF/L)	09.96 - 12.06	1905	D	68 kW	347	34
SCUDO Pritsche/Fahrgestell (220_) 2.0 JTD 16V	RHK (DW10UTED4)	05.99 - 12.06	1997	D	80 kW	350	45
SCUDO Pritsche/Fahrgestell (220_) 2.0 JTD 16V	RHM (DW10ATED4)	05.99 - 12.06	1997	D	80 kW	350	45
SCUDO Pritsche/Fahrgestell (220_) 2.0 JTD 16V	RHW (DW10ATED4)	05.99 - 12.06	1997	D	80 kW	350	45
SCUDO Pritsche/Fahrgestell (220_) 2.0 JTD	RHX	10.99 - 12.06	1997	D	69 kW	351	47
SCUDO Pritsche/Fahrgestell (220_) 2.0 JTD	RHZ	12.02 - 12.06	1997	D	80 kW	350	45
SCUDO Pritsche/Fahrgestell (270_, 272_) 1.6 D Multijet	9HU	01.07 - 03.16	1560	D	66 kW	343	12
SCUDO Pritsche/Fahrgestell (270_, 272_) 2.0 D Multijet	DW10BTED4	01.07 - 03.16	1997	D	100 kW	350	45
SCUDO Pritsche/Fahrgestell (270_, 272_) 2.0 D Multijet	RH02	07.10 - 03.16	1997	D	120 kW	350	45
SCUDO Pritsche/Fahrgestell (270_, 272_) 2.0 D Multijet	RH02	05.11 - 03.16	1997	D	94 kW	350	45
SCUDO Pritsche/Fahrgestell (270_, 272_) 2.0 D Multijet	RHH	07.10 - 03.16	1997	D	120 kW	350	45
SCUDO Pritsche/Fahrgestell (270_, 272_) 2.0 D Multijet	RHK	01.07 - 03.16	1997	D	88 kW	350	45
SCUDO Pritsche/Fahrgestell (270_, 272_) 2.0 D Multijet	RHR	01.07 - 03.16	1997	D	100 kW	350	45
SEDICI (189_) 1.9 D Multijet 4x4	D19AA	06.06 - 10.11	1910	D	88 kW	345	26
SEDICI (189_) 1.9 D Multijet	D19AA	06.06 - 10.11	1910	D	88 kW	345	26
SEICENTO / 600 (187_) 0.9 (187AXA, 187AXA1A)	1170 A1.046	11.97 - 12.08	899	B	29 kW	341	1
SEICENTO / 600 (187_) 1.1 (187AXB, 187AXB1A, 187AXC1A02)	176 B2.000	01.98 - 01.10	1108	B	40 kW	342	7
SEICENTO / 600 (187_) 1.1 (187AXB, 187AXB1A, 187AXC1A02)	187 A1.000	01.98 - 01.10	1108	B	40 kW	342	7
SEICENTO / 600 Kasten/Schrägheck (287_) 0.9 (187AXA)	1170 A1.046	01.98 - 01.10	899	B	29 kW	341	1
SEICENTO / 600 Kasten/Schrägheck (287_) 1.1 (187CXB/C)	176 B2.000	01.98 - 01.10	1108	B	40 kW	342	7
SIENA (178_, 172_) 1.0 16V	178 D8.011	03.00 - 02.03	999	B	52 kW	342	7
SIENA (178_, 172_) 1.0 16V	178 D9.011	03.00 - 02.03	999	B	52 kW	342	7
SIENA (178_, 172_) 1.0 16V	310 A1.011	03.00 - 02.03	999	B	52 kW	342	7
SIENA (178_, 172_) 1.0 Flex	178 D9.011	09.00 - 12.09	999	B/E	48 kW	342	7
SIENA (178_, 172_) 1.0 Flex	178 F1.011	09.00 - 12.09	999	B/E	48 kW	342	7
SIENA (178_, 172_) 1.0 Flex	178 F1.011	11.07 - 12.16	999	B/E	55 kW	342	7
SIENA (178_, 172_) 1.0 Flex	310 A1.011	11.07 - 12.16	999	B/E	55 kW	342	7
SIENA (178_, 172_) 1.0 RST Fire Flex	178 F1.011	03.05 - 12.09	999	B/E	49 kW	342	7
SIENA (178_, 172_) 1.0 RST Fire	178 D9.011	03.02 - 02.05	999	B	40 kW	342	7
SIENA (178_, 172_) 1.0	178 D9.011	03.04 - 12.05	999	B	48 kW	342	7
SIENA (178_, 172_) 1.0	178 D9.011	01.99 - 08.00	999	B	45 kW	342	7
SIENA (178_, 172_) 1.0	178 F1.011	03.04 - 12.05	999	B	48 kW	342	7
SIENA (178_, 172_) 1.0	178 F1.011	06.99 - 12.12	999	B	55 kW	342	7
SIENA (178_, 172_) 1.2 (178CYE1AAT)	188 A5.000	06.01 - 10.07	1242	B	60 kW	342	9
SIENA (178_, 172_) 1.3 (178CXG1AAM, 178CXG1AAP, 178CXG1AAT)	178 B5.000	09.98 - 12.02	1242	B	54 kW	342	9
SIENA (178_, 172_) 1.3 (178CXS1AAI, 178BYA1AAT, 178CYA1AAT)	178 C4.066	09.01 - 12.12	1242	B	44 kW	342	9
SIENA (178_, 172_) 1.3 (178CXS1AAI, 178BYA1AAT, 178CYA1AAT)	188 A4.000	09.01 - 12.12	1242	B	44 kW	342	9
SIENA (178_, 172_) 1.3 Flex	178 E9.011	03.04 - 05.05	1242	B/E	52 kW	342	9
SIENA (178_, 172_) 1.3 JTD	188 A9.000	09.03 - 12.09	1248	D	51 kW	341	5
SIENA (178_, 172_) 1.3	178 E8.011	09.02 - 02.04	1242	B	49 kW	342	9
SIENA (178_, 172_) 1.3	178 E9.011	06.04 - 12.09	1242	B	52 kW	342	9
SIENA (178_, 172_) 1.3	188 A5.000	03.00 - 12.09	1242	B	59 kW	342	9
SIENA (178_, 172_) 1.4 8V (17140A1)	178 F3.011	07.05 - 10.13	1368	B	63 kW	342	11
SIENA (178_, 172_) 1.4 8V (17201A1, 17245A1)	178 F3.011	04.06 - 12.10	1368	B	60 kW	342	11
SIENA (178_, 172_) 1.4 8V	310 A2.011	08.12 - 10.13	1368	B	64 kW	342	11
SIENA (178_, 172_) 1.4 ELX Tetrafuel	310 A2.011	08.06 - 12.16	1368	B/G	65 kW	342	11
SIENA (178_, 172_) 1.4 Flex (17140A1)	178 F3.011	11.07 - 06.12	1368	B/E	65 kW	342	11
SIENA (178_, 172_) 1.4 Flex (17140A1)	310 A2.011	11.07 - 06.12	1368	B/E	65 kW	342	11
SIENA (178_, 172_) 1.4 Flex	178 F3.011	06.04 - 10.07	1368	B/E	60 kW	342	11
SIENA (178_, 172_) 1.4	178 F3.011	03.05 - 12.09	1368	B	57 kW	342	11
SIENA (178_, 172_) 1.4	350 A1.000	03.05 - 12.09	1368	B	57 kW	342	11
SIENA (178_, 172_) 1.7 D (178CXT1AAI)	178 C9.066	05.99 - 12.09	1698	D	46 kW	346	31
SIENA (178_, 172_) 1.7 D	176 A3.000	06.97 - 12.09	1698	D	52 kW	346	31
SIENA (178_, 172_) 1.7 D	176 B7.000	05.99 - 12.09	1698	D	47 kW	346	31
SIENA (178_, 172_) 1.7 TD	176 A3.000	02.06 - 12.09	1698	D	51 kW	346	31
SIENA (178_, 172_) 1.9 D	223 A6.000	01.04 - 12.08	1910	D	46 kW	345	24

			ccm		kw		1 POS
STILO (192_) 1.2 16V (192_XA1B)	188 A5.000	02.02 - 11.06	1242	B	59 kW	342	9
STILO (192_) 1.4 16V (192AXH1B, 192BXH1B)	843 A1.000	10.03 - 12.07	1368	B	70 kW	342	11
STILO (192_) 1.4 16V	192 B2.000	03.05 - 11.06	1368	B	66 kW	342	11
STILO (192_) 1.8 (192BX)	PN93327669	01.04 - 11.06	1796	B	90 kW	344	21
STILO (192_) 1.8 16V (192AXC1A, 192BXC1A)	192 A4.000	10.01 - 12.07	1747	B	98 kW	345	24
STILO (192_) 1.8 16V	192 A4.000	06.02 - 12.04	1747	B	90 kW	345	24
STILO (192_) 1.8 8V	PN93327668	06.02 - 04.10	1796	B	76 kW	344	21
STILO (192_) 1.8 Flex	93337154-J1	10.05 - 11.10	1796	B/E	84 kW	344	21
STILO (192_) 1.9 D Multijet	192 A8.000	09.05 - 11.06	1910	D	88 kW	345	22
STILO (192_) 1.9 D Multijet	192 A9.000	09.05 - 11.06	1910	D	74 kW	345	22
STILO (192_) 1.9 D Multijet	937 A5.000	09.05 - 11.06	1910	D	110 kW	345	22
STILO (192_) 1.9 JTD (192AXS1B, 192BXS1B)	192 B5.000	09.04 - 11.06	1910	D	66 kW	345	22
STILO (192_) 1.9 JTD (192_XE1A)	192 A1.000	10.01 - 12.07	1910	D	85 kW	345	26
STILO (192_) 1.9 JTD (192_XE1A)	192 B4.000	10.01 - 12.07	1910	D	85 kW	345	22
STILO (192_) 1.9 JTD (192_XE1A)	937 A7.000	10.01 - 12.07	1910	D	85 kW	345	22
STILO (192_) 1.9 JTD (192_XF1A)	192 A3.000	02.02 - 11.06	1910	D	59 kW	345	26
STILO (192_) 1.9 JTD	192 A5.000	01.04 - 11.06	1910	D	103 kW	345	22
STILO (192_) 1.9 JTD	192 B1.000	04.04 - 11.06	1910	D	100 kW	345	22
STILO (192_) 1.9 JTD	937 A4.000	09.03 - 11.06	1910	D	93 kW	345	22
STILO Multi Wagon (192_) 1.4 16V	192 B2.000	03.05 - 08.08	1368	B	66 kW	342	11
STILO Multi Wagon (192_) 1.4 16V	843 A1.000	01.04 - 08.08	1368	B	70 kW	342	11
STILO Multi Wagon (192_) 1.8 16V	192 A4.000	01.03 - 08.08	1747	B	98 kW	345	24
STILO Multi Wagon (192_) 1.8	PN93327669	01.04 - 08.08	1796	B	90 kW	344	21
STILO Multi Wagon (192_) 1.9 D Multijet (192DXT1B)	937 A5.000	09.05 - 08.08	1910	D	110 kW	345	22
STILO Multi Wagon (192_) 1.9 D Multijet	192 A8.000	09.05 - 08.08	1910	D	88 kW	345	22
STILO Multi Wagon (192_) 1.9 D Multijet	192 A9.000	09.05 - 08.08	1910	D	74 kW	345	22
STILO Multi Wagon (192_) 1.9 D	192 B5.000	09.04 - 08.08	1910	D	66 kW	345	22
STILO Multi Wagon (192_) 1.9 JTD	192 A1.000	01.03 - 08.08	1910	D	85 kW	345	26
STILO Multi Wagon (192_) 1.9 JTD	192 A3.000	01.03 - 08.08	1910	D	59 kW	345	26
STILO Multi Wagon (192_) 1.9 JTD	192 A5.000	01.04 - 08.08	1910	D	103 kW	345	22
STILO Multi Wagon (192_) 1.9 JTD	192 B1.000	04.04 - 08.08	1910	D	100 kW	345	22
STILO Multi Wagon (192_) 1.9 JTD	192 B4.000	01.03 - 08.08	1910	D	85 kW	345	22
STILO Multi Wagon (192_) 1.9 JTD	937 A4.000	09.03 - 08.08	1910	D	93 kW	345	22
STILO Multi Wagon (192_) 1.9 JTD	937 A7.000	01.03 - 08.08	1910	D	85 kW	345	22
STILO VAN (192_) 1.4 (192DXH1B)	843 A1.000	01.04 - 08.08	1368	B	70 kW	342	11
STILO VAN (192_) 1.9 JTD (192DXE1A)	192 A1.000	10.01 - 08.05	1910	D	85 kW	345	26
STILO VAN (192_) 1.9 JTD (192DXF1A)	192 A3.000	10.01 - 08.05	1910	D	59 kW	345	26
STILO VAN (192_) 1.9 JTD (192DXG1B)	192 A5.000	09.03 - 08.05	1910	D	103 kW	345	22
STILO VAN (192_) 1.9 JTD (192DXG1B)	192 B1.000	02.04 - 08.08	1910	D	100 kW	345	22
STILO VAN (192_) 1.9 JTD (192DXG1B)	937 A4.000	09.03 - 08.05	1910	D	93 kW	345	22
STILO VAN (192_) 1.9 JTD (192DXS1A)	192 A8.000	09.05 - 08.08	1910	D	88 kW	345	22
STILO VAN (192_) 1.9 JTD (192DXT1B)	937 A5.000	09.05 - 08.08	1910	D	110 kW	345	22
STRADA Pick-up (178_, 278_) 1.2 Trekking	178 B7.045	11.05	1242	B	60 kW	342	9
STRADA Pick-up (178_, 278_) 1.2	178 B5.000	06.99 - 12.06	1242	B	54 kW	342	9
STRADA Pick-up (178_, 278_) 1.2	178 E8.011	09.02	1242	B	49 kW	342	9
STRADA Pick-up (178_, 278_) 1.2	188 A4.000	04.03	1242	B	44 kW	342	9
STRADA Pick-up (178_, 278_) 1.3 D Multijet (278AYR1A)	199 B1.000	10.10	1248	D	70 kW	341	5
STRADA Pick-up (178_, 278_) 1.3 D Multijet (278AYR1A)	199 B1.000	03.10	1248	D	64 kW	341	5
STRADA Pick-up (178_, 278_) 1.3 D Multijet	223 A9.000	05.06	1248	D	62 kW	341	5
STRADA Pick-up (178_, 278_) 1.4 Flex	178 F3.011	06.05 - 06.12	1368	B/E	60 kW	342	11
STRADA Pick-up (178_, 278_) 1.4 Flex	310 A2.011	06.05 - 06.12	1368	B/E	60 kW	342	11
STRADA Pick-up (178_, 278_) 1.4 Flex	310 A2.011	01.06	1368	B/E	63 kW	342	11
STRADA Pick-up (178_, 278_) 1.4	178 F3.011	01.06	1368	B	60 kW	342	11
STRADA Pick-up (178_, 278_) 1.4	310 A2.011	01.10 - 06.12	1368	B	63 kW	342	11
STRADA Pick-up (178_, 278_) 1.7 TD	176 A3.000	06.99 - 12.06	1698	D	51 kW	346	31
STRADA Pick-up (178_, 278_) 1.7 TD	176 A3.000	02.02 - 01.10	1698	D	52 kW	346	31
STRADA Pick-up (178_, 278_) 1.8 Flex (27802P3)	192 A4.000	08.10 - 01.21	1747	B/E	97 kW	345	24
STRADA Pick-up (178_, 278_) 1.9 D	223 A6.000	12.00	1910	D	46 kW	345	24
STRADA Pick-up (178_, 278_) 1.9 JTD	188 A2.000	04.03	1910	D	59 kW	345	26
STRADA Pick-up (281_) 1.4 Flex (281A2200, 281B2200, 281B2D00, 281A1200,...)	310 A2.011	06.20	1368	B/E	64 kW	342	11
TALENTO Bus (290_) 1.9 D (290UEHK)	149 B1.000	03.89 - 03.94	1929	D	52 kW	346	30
TALENTO Bus (290_) 2.0 (290UEH4)	170 B	03.89 - 03.94	1971	B	55 kW	353	57









TALENTO Bus (296_) 1.6 D	R9M 408	06.16	1598	D	70 kW	344	20
TALENTO Bus (296_) 1.6 D	R9M 408	06.16	1598	D	92 kW	344	20
TALENTO Bus (296_) 1.6 D	R9M 408	06.16	1598	D	107 kW	344	20
TALENTO Bus (296_) 1.6 D	R9M 413	06.16	1598	D	70 kW	344	20
TALENTO Bus (296_) 1.6 D	R9M 413	05.18	1598	D	89 kW	344	20
TALENTO Bus (296_) 1.6 D	R9M 452	06.16	1598	D	92 kW	344	20
TALENTO Bus (296_) 1.6 D	R9M 452	06.16	1598	D	107 kW	344	20
TALENTO Kasten (290_) 1.9 D (290UK)	149 B1.000	03.89 - 03.94	1929	D	52 kW	346	30
TALENTO Kasten (290_) 2.0 (290U4)	170 B	03.89 - 03.94	1971	B	55 kW	353	57
TALENTO Kasten (296_) 1.6 D	R9M 408	06.16	1598	D	85 kW	344	20
TALENTO Kasten (296_) 1.6 D	R9M 408	06.16	1598	D	70 kW	344	20
TALENTO Kasten (296_) 1.6 D	R9M 408	06.16	1598	D	89 kW	344	20
TALENTO Kasten (296_) 1.6 D	R9M 408	06.16	1598	D	92 kW	344	20
TALENTO Kasten (296_) 1.6 D	R9M 408	06.16	1598	D	107 kW	344	20
TALENTO Kasten (296_) 1.6 D	R9M 413	06.16	1598	D	70 kW	344	20
TALENTO Kasten (296_) 1.6 D	R9M 413	06.16	1598	D	89 kW	344	20
TALENTO Kasten (296_) 1.6 D	R9M 450	06.16	1598	D	89 kW	344	20
TALENTO Kasten (296_) 1.6 D	R9M 452	06.16	1598	D	92 kW	344	20
TALENTO Kasten (296_) 1.6 D	R9M 452	06.16	1598	D	107 kW	344	20
TALENTO Pritsche/Fahrgestell (290_) 1.9 D (290UAK, 290UTK)	149 B1.000	03.89 - 03.94	1929	D	52 kW	346	30
TALENTO Pritsche/Fahrgestell (290_) 2.0 (290UA4)	170 B	03.89 - 03.94	1971	B	55 kW	353	57
TALENTO Pritsche/Fahrgestell (296_) 1.6 D	R9M 408	06.16	1598	D	92 kW	344	20
TALENTO Pritsche/Fahrgestell (296_) 1.6 D	R9M 408	06.16	1598	D	107 kW	344	20
TALENTO Pritsche/Fahrgestell (296_) 1.6 D	R9M 413	06.16	1598	D	89 kW	344	20
TALENTO Pritsche/Fahrgestell (296_) 1.6 D	R9M 452	06.16	1598	D	92 kW	344	20
TALENTO Pritsche/Fahrgestell (296_) 1.6 D	R9M 452	06.16	1598	D	107 kW	344	20
TEMPRA (159_) 1.8 i.e. (159.AN)	159 A4.000	03.90 - 08.96	1756	B	81 kW	348	40
TEMPRA (159_) 1.8 i.e. (159.AN)	159 A4.046	03.92 - 08.96	1756	B	77 kW	348	40
TEMPRA (159_) 1.8 i.e. (159.AV)	835 C2.000	09.93 - 08.96	1756	B	76 kW	348	40
TEMPRA (159_) 1.8 i.e. (159.AZ)	835 C4.000	09.93 - 08.96	1756	B	66 kW	348	40
TEMPRA (159_) 1.8 i.e. (159.BY)	836 A5.000	10.94 - 08.96	1756	B	74 kW	348	40
TEMPRA (159_) 1.9 D (159.AG)	149 A1.000	07.91 - 08.96	1929	D	48 kW	346	30
TEMPRA (159_) 1.9 D (159.AG)	160 A7.000	07.91 - 08.96	1929	D	48 kW	346	30
TEMPRA (159_) 1.9 TD (159.AQ)	160 B6.046	07.92 - 08.96	1929	D	59 kW	346	31
TEMPRA (159_) 1.9 TD (159.CU, 159.AU, 159.AI, 159.BI)	160 A6.000	05.90 - 08.96	1929	D	66 kW	346	31
TEMPRA (159_) 1.9 TD (159.CU, 159.AU, 159.AI, 159.BI)	160 D1.000	05.90 - 08.96	1929	D	66 kW	346	31
TEMPRA (159_) 2.0 16V	154 E1.000	09.93 - 12.98	1995	B	93 kW	348	39
TEMPRA (159_) 2.0 16V	154 E1.000	01.94 - 06.98	1995	B	97 kW	348	39
TEMPRA (159_) 2.0 Turbo	154 C4.000	11.94 - 05.98	1995	B	121 kW	348	38
TEMPRA (159_) 2.0 i.e. (159.AP)	159 A6.046	10.90 - 09.96	1995	B	83 kW	348	38
TEMPRA (159_) 2.0 Álcool	159 B2.011	11.92 - 04.94	1995	E	71 kW	348	38
TEMPRA (159_) 2.0	149 E1.011	11.92 - 11.95	1995	B	71 kW	348	38
TEMPRA (159_) 2.0	159 A6.046	04.90 - 12.98	1995	B	81 kW	348	38
TEMPRA (159_) 2.0	159 A6.046	05.94 - 12.98	1995	B	76 kW	348	38
TEMPRA (159_) 2.0	159 A6.046	04.90 - 06.93	1995	B	80 kW	348	38
TEMPRA S.W. (159_) 1.8 i.e. (159.AM)	159 A4.000	03.90 - 08.96	1756	B	81 kW	348	40
TEMPRA S.W. (159_) 1.8 i.e. (159.AN)	159 A4.046	03.92 - 12.93	1756	B	77 kW	348	40
TEMPRA S.W. (159_) 1.8 i.e. (159.AV)	835 C2.000	09.93 - 08.96	1756	B	76 kW	348	40
TEMPRA S.W. (159_) 1.8 i.e. (159.AZ)	835 C4.000	09.93 - 08.96	1756	B	66 kW	348	40
TEMPRA S.W. (159_) 1.8 i.e. (159.BY)	836 A5.000	10.94 - 08.96	1756	B	74 kW	348	40
TEMPRA S.W. (159_) 1.9 D (159.AG)	149 A1.000	07.91 - 08.96	1929	D	48 kW	346	30
TEMPRA S.W. (159_) 1.9 D (159.AG)	160 A7.000	07.91 - 08.96	1929	D	48 kW	346	30
TEMPRA S.W. (159_) 1.9 D (159.AG)	160 A7.000	07.93 - 07.96	1929	D	48 kW	346	30
TEMPRA S.W. (159_) 1.9 TD (159.AI, 159.BI, 159.CU, 159.AU)	160 A6.000	07.91 - 02.95	1929	D	66 kW	346	31
TEMPRA S.W. (159_) 1.9 TD (159.AI, 159.BI, 159.CU, 159.AU)	160 D1.000	07.91 - 02.95	1929	D	66 kW	346	31
TEMPRA S.W. (159_) 1.9 TD (159.AQ)	160 B6.046	03.92 - 06.93	1929	D	59 kW	346	31
TEMPRA S.W. (159_) 1.9 TD (159.AI, 159.BI)	160 A6.000	04.90 - 07.96	1929	D	66 kW	346	31
TEMPRA S.W. (159_) 2.0 i.e. (159.AP)	159 A6.046	01.91 - 03.95	1995	B	83 kW	348	38
TEMPRA S.W. (159_) 2.0 i.e. 4x4 (159.AP)	159 A6.046	03.92 - 03.95	1995	B	83 kW	348	38
TEMPRA S.W. (159_) 2.0	159 A6.046	05.94 - 10.97	1995	B	81 kW	348	38
TEMPRA S.W. (159_) 2.0	159 A6.046	04.91 - 06.93	1995	B	80 kW	348	38
TIPO (160_) 1.1 (160.AA)	160 A3.000	01.88 - 10.91	1108	B	41 kW	342	7








			ccm		kw		1	POS
TIPO (160_) 1.6 i.e.	149 C2.046	02.88 - 05.91	1595	B	66 kW	348	38	
TIPO (160_) 1.7 D (160.AG)	149 B4.000	01.88 - 05.95	1697	D	43 kW	346	30	
TIPO (160_) 1.7 D (160.AG)	149 B4.000	01.88 - 10.95	1697	D	45 kW	346	30	
TIPO (160_) 1.8 i.e. (160.AY)	159 A4.046	10.90 - 06.93	1756	B	77 kW	348	40	
TIPO (160_) 1.8 i.e. (160.ED)	835 C2.000	03.93 - 10.95	1756	B	76 kW	348	40	
TIPO (160_) 1.8 i.e. (160.EQ, 160.AM)	159 A4.000	10.94 - 10.95	1756	B	74 kW	348	40	
TIPO (160_) 1.8 i.e. (160.EQ, 160.AM)	836 A5.000	10.94 - 10.95	1756	B	74 kW	348	40	
TIPO (160_) 1.8 i.e. 16V Sport	160 A5.000	11.89 - 06.92	1756	B	100 kW	348	39	
TIPO (160_) 1.8 i.e.	159 A4.000	10.90 - 06.93	1756	B	81 kW	348	40	
TIPO (160_) 1.8 i.e.	835 C4.000	09.93 - 04.95	1756	B	66 kW	348	40	
TIPO (160_) 1.8 i.e.	836 A5.000	03.93 - 04.95	1756	B	71 kW	348	40	
TIPO (160_) 1.9 D	149 A1.000	07.91 - 08.95	1929	D	48 kW	346	30	
TIPO (160_) 1.9 D	160 A7.000	07.91 - 08.95	1929	D	48 kW	346	30	
TIPO (160_) 1.9 TD (160.AW)	160 B6.046	03.92 - 06.93	1929	D	59 kW	346	31	
TIPO (160_) 1.9 TD (160.EL, 160.GL, 160.AQ, 160.EI, 160.AR)	160 A6.000	09.90 - 05.95	1929	D	66 kW	346	31	
TIPO (160_) 1.9 TD (160.EL, 160.GL, 160.AQ, 160.EI, 160.AR)	160 A6.046	09.90 - 05.95	1929	D	66 kW	346	31	
TIPO (160_) 1.9 TD (160.EL, 160.GL, 160.AQ, 160.EI, 160.AR)	160 D1.000	09.90 - 05.95	1929	D	66 kW	346	31	
TIPO (160_) 1.9 TD (160.AR)	160 A6.046	04.90 - 10.92	1929	D	69 kW	346	31	
TIPO (160_) 2.0 16V (160.AV)	160 A8.046	07.91 - 04.95	1995	B	107 kW	348	39	
TIPO (160_) 2.0 i.e. (160.AJ, 1607571)	159 A5.046	06.90 - 10.95	1995	B	80 kW	348	38	
TIPO (160_) 2.0 i.e. (160.AT, 160.AJ)	159 A6.046	03.90 - 05.95	1995	B	83 kW	348	38	
TIPO (160_) 2.0 i.e. 16V Sport (160.EF)	836 A3.000	03.93 - 04.95	1995	B	102 kW	348	39	
TIPO (160_) 2.0	159 A5.046	10.90 - 10.92	1995	B	85 kW	348	38	
TIPO (160_) 2.0	159 A6.046	10.90 - 10.92	1995	B	85 kW	348	38	
TIPO (160_) 2.0	836 A3.011	03.93 - 10.95	1995	B	101 kW	348	39	
TIPO Kombi (356_, 357_) 1.3 D (356WXH1A)	552 66 963	03.16 - 10.20	1248	D	70 kW	341	5	
TIPO Kombi (356_, 357_) 1.3 D (356WXH1A)	552 83 775	03.16 - 10.20	1248	D	70 kW	341	6	
TIPO Kombi (356_, 357_) 1.4 (356WXA1B)	843 A1.000	03.16 - 10.20	1368	B	70 kW	342	11	
TIPO Kombi (356_, 357_) 1.4 (356WXF1B)	940 B7.000	03.16 - 10.20	1368	B	88 kW	342	10	
TIPO Kombi (356_, 357_) 1.4 LPG (356WXF1B)	940 B7.000	05.16 - 10.20	1368	B/G	88 kW	342	10	
TIPO Schrägheck (356_, 357_) 1.3 D (356HXH1A)	199 B1.000	03.16 - 10.20	1248	D	70 kW	341	5	
TIPO Schrägheck (356_, 357_) 1.3 D (356HXH1A)	552 66 963	03.16 - 10.20	1248	D	70 kW	341	5	
TIPO Schrägheck (356_, 357_) 1.3 D (356HXH1A)	552 83 775	03.16 - 10.20	1248	D	70 kW	341	6	
TIPO Schrägheck (356_, 357_) 1.4 (356HXA1B)	843 A1.000	03.16 - 10.20	1368	B	70 kW	342	11	
TIPO Schrägheck (356_, 357_) 1.4 (356HXF1B)	940 B7.000	03.16 - 10.20	1368	B	88 kW	342	10	
TIPO Schrägheck (356_, 357_) 1.4 LPG (356HXF1B)	940 B7.000	05.16 - 10.20	1368	B/G	88 kW	342	10	
TIPO Stufenheck (356_, 357_) 1.3 D (356SXB1A, 356SXH1A, 356SXD1A)	199 B1.000	10.15 - 10.20	1248	D	70 kW	341	5	
TIPO Stufenheck (356_, 357_) 1.3 D (356SXB1A, 356SXH1A, 356SXD1A)	552 66 963	10.15 - 10.20	1248	D	70 kW	341	5	
TIPO Stufenheck (356_, 357_) 1.3 D (356SXB1A, 356SXH1A, 356SXD1A)	552 83 775	10.15 - 10.20	1248	D	70 kW	341	6	
TIPO Stufenheck (356_, 357_) 1.4 (356SXA1B)	843 A1.000	10.15 - 10.20	1368	B	70 kW	342	11	
TIPO Stufenheck (356_, 357_) 1.4 LPG (356SXF1B)	940 B7.000	05.16 - 10.20	1368	B/G	88 kW	342	10	
ULYSSE (179_) 2.0 (179BXA11, 179BXA1A)	RFN (EW10J4)	08.02 - 06.11	1997	B	100 kW	350	44	
ULYSSE (179_) 2.0 D Multijet	RHK	05.06 - 06.11	1997	D	88 kW	350	45	
ULYSSE (179_) 2.0 D Multijet	RHR	05.06 - 06.11	1997	D	100 kW	350	45	
ULYSSE (179_) 2.0 JTD	RHM (DW10ATED4)	05.03 - 08.06	1997	D	79 kW	350	45	
ULYSSE (179_) 2.0 JTD	RHW (DW10ATED4)	08.02 - 08.06	1997	D	80 kW	350	45	
ULYSSE (179_) 2.2 D Multijet	4HS	03.08 - 06.11	2179	D	125 kW	351	47	
ULYSSE (179_) 2.2 D Multijet	4HT (DW12BTED4)	03.08 - 06.11	2179	D	125 kW	351	47	
ULYSSE (179_) 2.2 JTD	4HP	03.08 - 06.11	2179	D	120 kW	351	47	
ULYSSE (179_) 2.2 JTD	4HR	03.08 - 06.11	2179	D	120 kW	351	47	
ULYSSE (179_) 2.2 JTD	4HW (DW12ATED4)	08.02 - 08.06	2179	D	94 kW	351	47	
ULYSSE (220_) 1.8 (220.BB5)	LFW (XU7JP)	05.97 - 08.02	1761	B	73 kW	348	37	
ULYSSE (220_) 1.9 TD (220AH5)	DHX (XUD9TF/L)	02.95 - 08.02	1905	D	66 kW	347	34	
ULYSSE (220_) 1.9 TD	DHX (XUD9TF/L)	05.97 - 12.99	1905	D	68 kW	347	34	
ULYSSE (220_) 2.0 (220.AC5)	RFU (XU10J2C)	06.94 - 08.02	1998	B	89 kW	351	51	
ULYSSE (220_) 2.0 16V (220AQ5)	RFN (EW10J4)	09.00 - 08.02	1997	B	100 kW	350	44	
ULYSSE (220_) 2.0 16V	RFV	05.98 - 09.00	1998	B	97 kW	351	51	
ULYSSE (220_) 2.0 JTD 16V	RHW (DW10ATED4)	05.99 - 08.02	1997	D	80 kW	350	45	
ULYSSE (220_) 2.0 JTD	RHZ	10.99 - 08.02	1997	D	80 kW	350	45	
ULYSSE (220_) 2.0 Turbo (220.AD5)	RGX (XU10J2CTE)	06.94 - 08.02	1998	B	108 kW	352	52	
ULYSSE (220_) 2.1 TD	P8C	03.96 - 10.99	2088	D	80 kW	350	43	
UNO (146_) 0.9	100 GL.000	02.84 - 08.89	903	B	30 kW	341	1	










			ccm			
UNO (146_) 1.0 (146E)	156 A2.000	06.89 - 02.92	999	B	31 kW	342 7
UNO (146_) 1.0 Flex (146AE)	146 E1.011	06.05 - 12.09	999	B/E	49 kW	342 7
UNO (146_) 1.0 Flex (146AE)	178 F1.011	06.05 - 12.09	999	B/E	49 kW	342 7
UNO (146_) 1.0 Mille Brio	146 B4.000	01.91 - 12.92	994	B	40 kW	344 16
UNO (146_) 1.0 Mille Fire MPI	156 A2.246	06.01 - 12.03	999	B	40 kW	342 7
UNO (146_) 1.0 Mille Fire MPI	178 D9.011	06.01 - 12.03	999	B	40 kW	342 7
UNO (146_) 1.0 iE	156 A2.246	05.98 - 08.00	999	B	34 kW	342 7
UNO (146_) 1.0 Álcool	156 A2.246	09.98 - 12.03	999	E	45 kW	342 7
UNO (146_) 1.0 Álcool	178 D9.011	09.98 - 12.03	999	E	45 kW	342 7
UNO (146_) 1.1 IE	160 A3.000	08.92 - 12.96	1108	B	36 kW	342 7
UNO (146_) 1.1	160 A3.000	10.88 - 06.06	1108	B	43 kW	342 7
UNO (146_) 1.1	160 A3.000	04.86 - 06.06	1108	B	41 kW	342 7
UNO (146_) 1.2 (146AE)	178 E8.011	01.04 - 04.10	1242	B	48 kW	342 9
UNO (146_) 1.2	188 A4.000	08.00 - 08.09	1242	B	44 kW	342 9
UNO (146_) 1.3 (146AE)	178 E8.011	03.02 - 04.10	1242	B	50 kW	342 9
UNO (146_) 1.3 (146AE)	178 E9.011	11.05 - 04.10	1242	B	60 kW	342 9
UNO (146_) 1.3 (146AE)	178 E9.011	03.02 - 04.10	1242	B	50 kW	342 9
UNO (146_) 1.3 MPI	127 A2.011	03.02 - 10.05	1297	B	52 kW	343 15
UNO (146_) 1.3 MPI	127 A2.011	08.84 - 10.05	1297	B	53 kW	343 15
UNO (146_) 1.3	127 A2.011	08.84 - 09.91	1297	B	43 kW	343 15
UNO (146_) 1.5 R Álcool	138 B3.011	01.87 - 12.89	1498	B/E	63 kW	352 53
UNO (146_) 1.5 R	138 B3.011	01.89 - 12.94	1498	B	60 kW	352 53
UNO (146_) 1.5 SPI	149 C1.000	03.92 - 01.96	1498	B	49 kW	352 53
UNO (146_) 1.5 Álcool	138 B3.011	03.87 - 09.93	1498	E	54 kW	352 53
UNO (146_) 1.5 Álcool	146 D1.011	10.93 - 01.96	1497	E	49 kW	344 17
UNO (146_) 1.5	138 B3.011	03.87 - 09.93	1498	B	52 kW	352 53
UNO (146_) 1.7 D	146 B2.000	10.94 - 06.03	1698	D	43 kW	346 30
UNO (146_) 1.9 D	149 B5.046	09.89 - 03.94	1929	D	44 kW	346 30
UNO (146_) 45 0.9	146 A.000	03.83 - 09.92	903	B	33 kW	341 1
UNO (146_) 45 0.9	146 A.000	02.84 - 12.88	903	B	34 kW	341 1
UNO (146_) 45 0.9	146 A1.000	03.83 - 09.92	903	B	33 kW	341 1
UNO (146_) 45 1.0 (146A.ED)	156 A2.048	06.86 - 12.93	999	B	32 kW	342 7
UNO (146_) 45 1.0 (146A.ED)	156 A2.100	06.86 - 12.93	999	B	32 kW	342 7
UNO (146_) 45 i.e. 1.0 (146E, 146A)	156 A2.000	10.84 - 10.95	999	B	33 kW	342 7
UNO (146_) 45 i.e. 1.0 (146E, 146A)	156 A2.246	10.84 - 10.95	999	B	33 kW	342 7
UNO (146_) 50 1.1	156 C.046	01.90 - 12.93	1108	B	37 kW	342 7
UNO (146_) 60 1.1	160 A3.000	04.89 - 12.92	1108	B	42 kW	342 7
UNO (146_) 60 Diesel 1.7 (146E)	146 B2.000	09.89 - 08.00	1698	D	42 kW	346 30
UNO (146_) 60 Diesel 1.7	149 B3.000	07.86 - 03.00	1698	D	44 kW	346 30
UNO (146_) 70 TD 1.4	146 B.000	10.86 - 10.90	1367	D	52 kW	344 18
UNO (146_) 70 TD 1.4	146 B3.000	10.86 - 10.90	1367	D	52 kW	344 18
UNO (146_) 75 i.e. 1.5	138 C2.048	10.85 - 12.93	1498	B	55 kW	352 53
UNO (146_) 75 i.e. 1.5	149 C1.000	10.85 - 12.93	1498	B	55 kW	352 53
UNO (195_) 1.0 Flex (1951020, 1951520, 1951620, 1951120)	310 A1.011	05.10 - 12.21	999	B/E	55 kW	342 7
UNO (195_) 1.4 (1951630, 1951830)	327 A.011	05.10	1368	B	63 kW	342 11
UNO (195_) 1.4 Flex (1951330, 1951830, 1951630, 1951130)	327 A.011	01.10 - 08.16	1368	B/E	65 kW	342 11
UNO (195_) 1.4 Flex (1951630)	327 A.011	05.10	1368	B/E	63 kW	342 11
UNO CARGO 1.0	178 D9.011	01.04 - 12.09	999	B	40 kW	342 7
UNO CARGO 1.2 (146AE)	178 E8.011	11.09 - 08.13	1242	B	50 kW	342 9
UNO CARGO 1.3	178 E9.011	11.05	1242	B	60 kW	342 9
UNO Kasten (146_) 1.3 Flex	178 E9.011	10.06 - 08.13	1242	B/E	52 kW	342 9
UNO Kasten (146_) 1.7 D	146 B2.000	02.88 - 02.92	1698	D	43 kW	346 30
UNO Kasten (146_) 1.7 D	149 B4.046	02.88 - 02.92	1697	D	43 kW	346 30
UNO Kasten (146_) 45 0.9	146 A.000	02.88 - 07.96	903	B	33 kW	341 1
UNO Kasten (146_) 45 0.9	146 A1.000	02.88 - 07.96	903	B	33 kW	341 1
UNO Kasten/Schrägheck (267_) 1.4 iE (267415)	327 A.011	10.16	1368	B	64 kW	342 11
UNO Kasten/Schrägheck (267_) Flex	310 A1.011	01.14	999	B/E	55 kW	342 7
X 1/9 (128_) 1.5 (128AS1_)	138 A4.000	11.78 - 12.89	1498	B	63 kW	352 53
X 1/9 (128_) 1.5 (128AS1_)	138 AS.000	11.78 - 12.89	1498	B	63 kW	352 53
X 1/9 (128_) 1.5	138 BS.031	06.85 - 12.89	1499	B	56 kW	352 53
X 1/9 (128_) 1.5	138 BS.031	09.80 - 12.83	1499	B	55 kW	352 53
X 1/9 (128_) 1.5	138 BS.031	09.78 - 12.80	1499	B	50 kW	352 53








		 ccm	 kW				
1000 1000S	8065.04.200	01.76 - 12.79	5499	D	81 kW	358	77
1000	8065.02.007	01.72 - 12.76	5184	D	74 kW	355	67
1000 1180	8065.04.200	01.79 - 12.84	5499	D	84 - 85 kW	358	77
1000 1180	8065.04.200	01.79 - 12.84	5499	D	84 - 85 kW	358	77
1000 1280	8065.24.300	01.79 - 12.84	5499	D	90 - 91 kW	358	77
1000 1280	8065.24.300	01.79 - 12.84	5499	D	90 - 91 kW	358	77
1000 1380	8065.24.000	01.79 - 12.84	5499	D	99 kW	358	77
1000 1380	8065.24.000	01.79 - 12.84	5499	D	99 kW	358	77
1000 1580	8365.05.500	01.79 - 12.84	8102	D	114 - 118 kW	363	96
1000 1580	8365.25.501	01.79 - 12.84	8102	D	114 - 118 kW	363	96
1000 1580	8365.25.502	01.79 - 12.84	8102	D	114 - 118 kW	363	96
1000 1580	8365.25.503	01.79 - 12.84	8102	D	114 - 118 kW	363	96
1000 1880	8365.25.500	01.79 - 12.84	8102	D	132 kW	363	96
400	8035.01	01.68	2338	D	28 kW	354	64
400 450	8035.01	01.68 - 12.81	2338	D	33 kW	354	64
400 450	8035.01	01.68 - 12.81	2338	D	33 kW	354	64
400 466	8035.02	01.68 - 12.86	2592	D	37 kW	355	67
400 466	8035.02	01.68 - 12.86	2592	D	37 kW	355	67
400 480	8035.02	01.73 - 12.84	2592	D	35 kW	355	67
400 480	8035.02	01.73 - 12.84	2592	D	35 kW	355	67
500 Serie 500	8035.02	01.71 - 12.80	2592	D	37 kW	355	67
500 Serie 500	8035.02	01.71 - 12.80	2592	D	37 kW	355	67
500 Serie 540	8035.02	01.71 - 12.80	2592	D	40 kW	355	67
500 Serie 540	8035.02	01.71 - 12.80	2592	D	40 kW	355	67
500 Serie 566	8035.04.265	01.82 - 12.86	2749	D	37 kW	358	77
500 Serie 566	8035.04.265	01.82 - 12.86	2749	D	37 kW	358	77
500 Serie 580	8035.04.270	01.78 - 12.84	2749	D	43 kW	358	77
500 Serie 580	8035.04.270	01.78 - 12.84	2749	D	43 kW	358	77
600 Serie 600	8045.02	01.71 - 12.72	3456	D	44 kW	356	71
600 Serie 600	8045.02	01.71 - 12.72	3456	D	44 kW	356	71
600 Serie 640	8045.02	01.73 - 12.80	3456	D	47 kW	356	71
600 Serie 640	8045.02	01.73 - 12.80	3456	D	47 kW	356	71
600 Serie 666	8045.02	01.82 - 12.86	3456	D	50 kW	356	71
600 Serie 666	8045.02	01.82 - 12.86	3456	D	50 kW	356	71
600 Serie 680	8045.02	01.78 - 12.84	3456	D	50 kW	356	71
600 Serie 680	8045.02	01.78 - 12.84	3456	D	50 kW	356	71
66 45-66	8035.06.200	01.85 - 12.92	2708	D	33 kW	355	68
66 45-66	8035.06.200	01.85 - 12.92	2708	D	33 kW	355	68
66 45-66	8035.06.220	01.85 - 12.92	2708	D	33 kW	355	68
66 45-66	8035.06.220	01.85 - 12.92	2708	D	33 kW	355	68
66 45-66	8035.06.222	01.85 - 12.92	2708	D	33 kW	355	68
66 45-66	8035.06.222	01.85 - 12.92	2708	D	33 kW	355	68
66 45-66	8035.06.321	01.85 - 12.92	2708	D	33 kW	355	68
66 45-66	8035.06.321	01.85 - 12.92	2708	D	33 kW	355	68
66 45-66	8035.06.323	01.85 - 12.92	2708	D	33 kW	355	68
66 45-66	8035.06.323	01.85 - 12.92	2708	D	33 kW	355	68
66 55-66S	8035.06.206	01.96 - 12.99	2708	D	40 kW	355	68
66 55-66S	8035.06.208	01.96 - 12.99	2708	D	40 kW	355	68
66 55-66S	8035.06.222	01.96 - 12.99	2708	D	40 kW	355	68
66 55-66S	8035.06.307	01.96 - 12.99	2708	D	40 kW	355	68
66 55-66S	8035.06.308	01.96 - 12.99	2708	D	40 kW	355	68
66 55-66	8035.06.206	01.85 - 12.92	2708	D	40 kW	355	68
66 55-66	8035.06.206	01.85 - 12.92	2708	D	40 kW	355	68
66 55-66	8035.06.208	01.85 - 12.92	2708	D	40 kW	355	68
66 55-66	8035.06.208	01.85 - 12.92	2708	D	40 kW	355	68
66 55-66	8035.06.222	01.85 - 12.92	2708	D	40 kW	355	68
66 55-66	8035.06.222	01.85 - 12.92	2708	D	40 kW	355	68
66 55-66	8035.06.307	01.85 - 12.92	2708	D	40 kW	355	68
66 55-66	8035.06.307	01.85 - 12.92	2708	D	40 kW	355	68
66 55-66	8035.06.308	01.85 - 12.92	2708	D	40 kW	355	68
66 55-66	8035.06.308	01.85 - 12.92	2708	D	40 kW	355	68
66 55-66	8035.06.323	01.85 - 12.92	2708	D	40 kW	355	68
66 55-66	8035.06.323	01.85 - 12.92	2708	D	40 kW	355	68




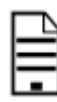






							
66 55-66	8035.06.323	01.85 - 12.92	2708	D	40 kW	355	68
66 60-66S	8035.05.214	01.92 - 12.96	2931	D	44 kW	359	80
66 60-66S	8035.05.215	01.92 - 12.96	2931	D	44 kW	359	80
66 65-66S	8045.06.213	01.96 - 12.99	3613	D	48 kW	356	72
66 65-66	8045.06.213	01.85 - 12.91	3613	D	48 kW	356	72
66 65-66	8045.06.213	01.85 - 12.91	3613	D	48 kW	356	72
66 70-66, 70-66S	8045.06.213	01.85 - 12.99	3613	D	51 kW	356	72
66 70-66, 70-66S	8045.06.213	01.85 - 12.99	3613	D	51 kW	356	72
66 80-66S	8045.05.000	01.92 - 12.96	3908	D	59 kW	360	84
700 780	8045.04.270	01.78 - 12.84	3666	D	57 kW	358	78
700 780	8045.04.270	01.78 - 12.84	3666	D	57 kW	358	78
800 880/5	8055.04.200	01.80 - 12.84	4583	D	65 kW	358	77
800 880/5	8055.04.200	01.80 - 12.84	4583	D	65 kW	358	77
88 55-88	8035.06.216	01.89 - 12.93	2708	D	40 - 41 kW	355	68
88 55-88	8035.06.216	01.89 - 12.93	2708	D	40 - 41 kW	355	68
88 55-88	8035.06.317	01.89 - 12.93	2708	D	40 - 41 kW	355	68
88 55-88	8035.06.317	01.89 - 12.93	2708	D	40 - 41 kW	355	68
88 60-88	8035.05.214	01.89 - 12.93	2931	D	44 kW	359	80
88 60-88	8035.05.214	01.89 - 12.93	2931	D	44 kW	359	80
88 60-88	8035.05.215	01.89 - 12.93	2931	D	44 kW	359	80
88 60-88	8035.05.215	01.89 - 12.93	2931	D	44 kW	359	80
88 65-88	8045.06.213	01.89 - 12.93	3613	D	48 kW	356	72
88 65-88	8045.06.213	01.89 - 12.93	3613	D	48 kW	356	72
88 65-88	8045.06.225	01.89 - 12.93	3613	D	48 kW	356	72
88 65-88	8045.06.225	01.89 - 12.93	3613	D	48 kW	356	72
88 65-88	8045.06.319	01.89 - 12.93	3613	D	48 kW	356	72
88 65-88	8045.06.319	01.89 - 12.93	3613	D	48 kW	356	72
88 65-88	8045.06.326	01.89 - 12.93	3613	D	48 kW	356	72
88 65-88	8045.06.326	01.89 - 12.93	3613	D	48 kW	356	72
88 70-88	8045.06.200	01.89 - 12.93	3613	D	51 - 52 kW	356	72
88 70-88	8045.06.200	01.89 - 12.93	3613	D	51 - 52 kW	356	72
88 70-88	8045.06.208	01.89 - 12.93	3613	D	51 - 52 kW	356	72
88 70-88	8045.06.208	01.89 - 12.93	3613	D	51 - 52 kW	356	72
88 80-88	8045.05.000	01.89 - 12.93	3908	D	59 kW	360	84
88 80-88	8045.05.000	01.89 - 12.93	3908	D	59 kW	360	84
88 88-94	8045.25.210	01.93 - 12.96	3908	D	62 - 63 kW	360	84
900 980	8065.02.200	01.79 - 12.84	5184	D	72 kW	355	67
900 980	8065.02.200	01.79 - 12.84	5184	D	72 kW	355	67
90 100-90	8065.06.000	01.84 - 01.88	5418	D	74 kW	357	75
90 100-90	8065.06.000	01.84 - 01.88	5418	D	74 kW	357	75
90 110-90	8065.05.220	10.86 - 12.88	5863	D	81 kW	363	92
90 115-90	8065.05.000	01.84 - 12.90	5863	D	85 kW	363	92
90 115-90	8065.05.000	01.84 - 12.90	5863	D	85 kW	363	92
90 130-90	8065.25.010	01.84 - 12.90	5863	D	95 kW	363	94
90 130-90	8065.25.010	01.84 - 12.90	5863	D	95 kW	363	94
90 140-90	8065.25.080	01.84 - 12.93	5863	D	103 - 110 kW	363	94
90 160-90	8365.25.501	01.84 - 12.94	8102	D	118 kW	363	96
90 160-90	8365.25.502	01.84 - 12.94	8102	D	118 kW	363	96
90 160-90	8365.25.503	01.84 - 12.94	8102	D	118 kW	363	96
90 180-90	8365.25.500	01.84 - 12.94	8102	D	132 kW	363	96
90 55-90	8035.06.200	01.84 - 12.92	2708	D	40 kW	355	68
90 55-90	8035.06.200	01.84 - 12.92	2708	D	40 kW	355	68
90 60-90	8035.05.214	01.84 - 12.92	2931	D	44 kW	359	80
90 60-90	8035.05.214	01.84 - 12.92	2931	D	44 kW	359	80
90 60-90	8035.05.215	01.84 - 12.92	2931	D	44 kW	359	80
90 60-90	8035.05.215	01.84 - 12.92	2931	D	44 kW	359	80
90 65-90	8045.06.213	01.87 - 12.92	3613	D	48 kW	356	72
90 65-90	8045.06.213	01.87 - 12.92	3613	D	48 kW	356	72
90 70-90	8045.06.200	01.84 - 12.92	3613	D	51 kW	356	72
90 70-90	8045.06.200	01.84 - 12.92	3613	D	51 kW	356	72
90 70-90	8045.06.208	01.84 - 12.92	3613	D	51 kW	356	72
90 70-90	8045.06.208	01.84 - 12.92	3613	D	51 kW	356	72

		 ccm					
90 80-90	8045.05.000	01.84 - 12.92	3908	D	59 kW	360	84
90 80-90	8045.05.000	01.84 - 12.92	3908	D	59 kW	360	84
90 85-90	8045.25.210	01.87 - 12.92	3908	D	62 - 63 kW	360	84
90 85-90	8045.25.210	01.87 - 12.92	3908	D	62 - 63 kW	360	84
90 85-90	8045.25.310	01.87 - 12.92	3908	D	62 - 63 kW	360	84
90 85-90	8045.25.310	01.87 - 12.92	3908	D	62 - 63 kW	360	84
90 90-90	8055.05.000	01.84 - 01.91	4885	D	66 kW	361	87
90 90-90	8055.05.000	01.84 - 01.91	4885	D	66 kW	361	87
94 60-94	8035.05.214	01.93 - 12.96	2931	D	44 kW	359	80
94 60-94	8035.05.215	01.93 - 12.96	2931	D	44 kW	359	80
94 65-94	8045.06.225	01.93 - 12.96	3613	D	48 kW	356	72
94 65-94	8045.06.319	01.93 - 12.96	3613	D	48 kW	356	72
94 65-94	8045.06.326	01.93 - 12.96	3613	D	48 kW	356	72
94 72-94	8045.06.200	01.93 - 12.96	3613	D	51 - 52 kW	356	72
94 82-94	8045.05.000	01.93 - 12.96	3908	D	59 kW	360	84
F F 100	8065.05.210	01.93 - 12.96	5863	D	73 - 74 kW	363	92
F F 100	8065.06.230	01.90 - 12.93	5418	D	72 kW	357	75
F F 100	8065.06.300	01.90 - 12.93	5418	D	72 kW	357	75
F F 110	8065.05.220	01.90 - 12.93	5863	D	81 kW	363	92
F F 110	8065.05.300	01.90 - 12.93	5863	D	81 kW	363	92
F F 115	8065.05.000	01.93 - 12.96	5863	D	84 - 85 kW	363	92
F F 120	8065.05.000	01.90 - 12.93	5863	D	84 - 85 kW	363	92
F F 130	8065.25.010	01.90 - 12.96	5863	D	94 - 96 kW	363	94
F F 140	8065.25.080	01.90 - 12.96	5863	D	104 - 105 kW	363	94
L L60	8035.05.214	01.96 - 12.98	2931	D	44 kW	359	80
L L60	8035.05.215	01.96 - 12.98	2931	D	44 kW	359	80
L L65	8045.06.213	01.96 - 12.98	3613	D	48 kW	356	72
L L65	8045.06.225	01.96 - 12.98	3613	D	48 kW	356	72
L L65	8045.06.319	01.96 - 12.98	3613	D	48 kW	356	72
L L65	8045.06.326	01.96 - 12.98	3613	D	48 kW	356	72
L L75	8045.05.213	01.96 - 12.98	3908	D	55 kW	360	84
L L75	8045.05.215	01.96 - 12.98	3908	D	55 kW	360	84
L L85	8045.25.210	01.96 - 12.98	3908	D	63 kW	360	84
L L85	8045.25.310	01.96 - 12.98	3908	D	63 kW	360	84
L L95	8045.25.380	01.96 - 12.98	3908	D	70 kW	360	84
L L95	8045.25.382	01.96 - 12.98	3908	D	70 kW	360	84
Series 100 100E	8060.02.000	01.73 - 12.76	5184	D	90 kW	355	67
Series 100 100NC	8060.02.000	01.73 - 12.75	5184	D	90 kW	355	67
Series 110 110NC	8060.02.000	01.73 - 12.83	5184	D	90 kW	355	67
Series 120 120	8360.05.B	01.79 - 12.86	8102	D	95 - 96 kW	363	96
Series 140 140	8360.05.B	01.78 - 01.86	8102	D	110 kW	363	96
Series 190 190.29T	8210.02.A0321	08.76 - 12.86	13798	D	191 - 192 kW	365	101
Series 190 190.29	8210.02.A0321	08.76 - 12.86	13798	D	191 - 192 kW	365	101
Series 190 190.29	BF 8 L 413 F	08.76 - 12.86	12763	D	213 kW	364	99
Series 300 306, 306/3	203 H/61	01.58 - 12.71	11548	D	127 - 132 kW	364	100
Series 300 308L	8200.12.000	01.58 - 12.71	9820	D	140 kW	364	98
Series 300 308	8200.12.000	01.58 - 12.71	9820	D	140 kW	364	98
Series 300 314/3	8060.12	01.58 - 12.71	5184	D	88 kW	357	74
Series 300 343, 343GT	8200.12.000	01.58 - 12.71	9820	D	140 kW	364	98
Series 300 370S25L	8210.02.000	01.58 - 12.71	13798	D	184 - 191 kW	365	101
Series 300 370S30	8210.22.000	01.58 - 12.71	13798	D	224 kW	365	101
Series 400 418, 418A, 418AL	8200.12.000		9820	D	140 kW	364	98
Series 50 50N, 50NC	8040.02	01.72 - 12.76	3456	D	60 kW	355	69
Series 55 55N	8040.02	01.72 - 12.76	3456	D	60 kW	355	69
Series 600 619N1	8210.02.032	01.70 - 12.80	13798	D	191 kW	365	101
Series 600 645N3	8060.02.000	01.70 - 12.72	5184	D	90 kW	355	67
Series 600 684NP	8200.02.220	01.74 - 12.80	9820	D	147 kW	364	98
Series 600 684N	8200.02.220	01.70 - 12.80	9820	D	147 kW	364	98
Series 600 684T, 684TL, 684TP	8200.02.220	01.70 - 12.80	9820	D	147 kW	364	98
Series 65 65P	8040.02	01.75 - 12.77	3456	D	60 kW	355	69
Series 65 65P	8040.02	01.75 - 12.79	3456	D	60 kW	355	69
Series 65 65P	8040.02	01.77 - 12.79	3456	D	60 kW	355	69






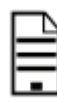




						
			ccm			
Series 75 75P	8060.02.000	01.75 - 12.77	5184	D	90 kW	355 67
Series 75 75P	8060.02.000	01.75 - 12.77	5184	D	90 kW	355 67
Series 75 75P	8060.02.000	01.77 - 12.79	5184	D	90 kW	355 67
Series 80 80N, 80NC	8060.02.000	01.72 - 12.76	5184	D	90 kW	355 67
Series 80 80N	8060.02.000	01.72 - 12.76	5184	D	90 kW	355 67
Series 80 80	8340.05	01.78 - 12.84	5401	D	63 kW	363 96
Series 90 90N, 90NC	8060.02.000	01.72 - 12.76	5184	D	90 kW	355 67
Series 90 90P	8060.02.000	01.75 - 12.77	5184	D	90 kW	355 67
Series 90 90P	8060.02.000	01.75 - 12.77	5184	D	90 kW	355 67
Series 90 90P	8060.02.000	01.77 - 12.79	5184	D	90 kW	355 67
Series 90 90P	8060.02.000	01.77 - 12.79	5184	D	90 kW	355 67
TL TL100	8045.25.375	01.98 - 12.04	3908	D	74 kW	360 84
TL TL70	8045.06.200	01.98 - 12.04	3613	D	51 - 52 kW	356 72
TL TL70	8045.06.208	01.98 - 12.04	3613	D	51 - 52 kW	356 72
TL TL80	8045.05.000	01.98 - 12.04	3908	D	59 kW	360 84
TL TL90	8045.25.375	01.98 - 12.04	3908	D	66 kW	360 84

ENGINE			ccm	kW			1 POS
100 G.000	65,000	4	843	25 kW	B	341	1
100 G.002	65,000	4	843	27 kW	B	341	1
100 GB.000	65,000	4	843	35 kW	B	341	1
100 GBC.000	65,000	4	903	38 kW	B	341	3
100 GBC.040	65,000	4	903	38 kW	B	341	3
100 GBS.000	65,000	4	903	38 kW	B	341	3
100 GC.000	65,000	4	843	38 kW	B	341	3
100 GF.000	65,000	4	903	26 kW	B	341	1
100 GL.000	65,000	4	903	30 - 33 kW	B	341	1
100 GL.040	65,000	4	903	35 - 43 kW	B	341	1
100 GL.048	65,000	4	903	29 kW	B	341	1
100 GL.064	65,000	4	903	33 kW	B	341	3
100 GL3.000	65,000	4	903	33 kW	B	341	1
100 GL6.000	65,000	4	843	25 kW	B	341	1
1170 A1.000	65,000	4	899	29 - 30 kW	B	341	1
1170 A1.046	65,000	4	899	29 kW	B	341	1
124 B3.000	84,000	4	1585	46 kW	B	348	38
126 G.100	65,000	4	843	36 kW	B	341	3
127 A.000	76,000	4	1049	37 - 41 kW	B	343	14
127 A1.024	65,000	4	843	27 kW	B	341	3
127 A2.011	76,000	4	1297	41 - 53 kW	B	343	15
128 A5.000	86,400	4	1499	55 - 63 kW	B	352	53
131 A.000	76,000	4	1297	48 kW	B	343	15
131 A1.000	84,000	4	1585	55 kW	B	348	38
131 A6.000	76,000	4	1297	40 kW	B	343	15
131 AB.1A.0	84,000	4	1585	55 kW	B	348	38
131 AZ.000	80,000	4	1440	34 - 38 kW	B	344	19
131 B.000	76,000	4	1297	57 - 60 kW	B	343	15
131 B1.000	84,000	4	1585	72 kW	B	348	38
131 B2.000	84,000	4	1995	60 - 103 kW	B	348	38
131 BZ.0C0	80,000	4	1440	38 kW	B	344	19
131 C.000	78,000	4	1367	51 kW	B	344	18
131 C1.000	78,000	4	1367	51 - 55 kW	B	344	18
131 C2.000	84,000	4	1585	63 kW	B	348	38
131 C3.000	84,000	4	1585	71 - 72 kW	B	348	38
131 C4.000	84,000	4	1995	83 - 85 kW	B	348	38
131 FZ	80,000	4	1440	38 kW	B	344	19
132 A.000	80,000	4	1592	72 kW	B	344	19
132 A.9000	80,000	4	1592	70 kW	B	344	19
132 A1.000	84,000	4	1756	77 - 82 kW	B	348	38
132 AB.000	84,000	4	1756	77 - 82 kW	B	348	38
132 AB.0A.0	80,000	4	1592	72 kW	B	344	19
132 AB.1A.0	84,000	4	1756	77 - 82 kW	B	348	38
132 AC.000	80,000	4	1592	66 - 81 kW	B	344	19
132 AC1.000	84,000	4	1756	87 - 94 kW	B	348	38
132 AZ2.000	84,000	4	1995	51 kW	B	348	38
132 B.000	84,000	4	1756	79 kW	B	348	38
132 B1.000	84,000	4	1756	77 - 82 kW	B	348	38
132 B2.000	84,000	4	1995	83 kW	B	348	38
132 BB.0A.0	80,000	4	1592	71 - 72 kW	B	344	19
132 BB.1A.0	84,000	4	1756	77 - 82 kW	B	348	38
132 C.000	84,000	4	1585	65 - 72 kW	B	348	38
132 C1.000	84,000	4	1756	77 - 82 kW	B	348	38
132 C2.000	84,000	4	1995	82 - 84 kW	B	348	38
132 C2.031	84,000	4	1995	59 kW	B	348	38
132 C2.040	84,000	4	1995	63 kW	B	348	38
132 C3.000	84,000	4	1995	88 - 99 kW	B	348	38
132 C3.031	84,000	4	1995	63 - 77 kW	B	348	38
132 C3.040	84,000	4	1995	59 kW	B	348	38
132 C6.000	84,000	4	1585	66 kW	B	348	38
132 CB.0A.0	84,000	4	1585	72 kW	B	348	38
132 CB.1A	84,000	4	1756	77 - 82 kW	B	348	38

ENGINE			ccm	kW			1 POS
132 D.000	84,000	4	1585	66 - 72 kW	B	348	38
132 D1.000	84,000	4	1995	83 kW	B	348	38
132 DB.2A.0	84,000	4	1995	82 kW	B	348	38
138 A2.000	86,400	4	1498	55 - 57 kW	B	352	53
138 A4.000	86,400	4	1498	63 kW	B	352	53
138 A5.000	83,000	4	1714	40 - 43 kW	D	347	33
138 AR.000	84,000	4	1585	66 - 77 kW	B	348	38
138 AR.048	84,000	4	1585	74 kW	B	348	38
138 AR1.000	84,000	4	1995	92 kW	B	348	38
138 AR2.000	84,000	4	1995	96 kW	B	348	38
138 AS.000	86,400	4	1498	63 kW	B	352	53
138 B3.000	86,400	4	1498	55 - 63 kW	B	352	53
138 B3.011	86,400	4	1498	52 - 63 kW	B	352	53
138 B3.048	86,400	4	1498	55 - 57 kW	B	352	53
138 B5.000	83,000	4	1714	40 - 43 kW	D	347	33
138 B6.000	83,000	4	1714	43 kW	D	347	33
138 BS.031	86,400	4	1499	50 - 63 kW	B	352	53
138 C.000	82,600	4	1698	44 kW	D	346	30
138 C.048	86,400	4	1498	55 - 57 kW	B	352	53
138 C2.048	86,400	4	1498	55 kW	B	352	53
138 C3.048	86,400	4	1498	55 - 57 kW	B	352	53
141 A4.000	65,000	4	769	25 kW	B	341	3
141 A4.048	65,000	4	770	25 kW	B	341	3
141 B.000	65,000	4	769	25 kW	B	341	1
141 C2.000	70,000	4	999	31 - 33 kW	B	342	7
146 A.000	65,000	4	903	33 kW	B	341	1
146 A.048	65,000	4	903	33 kW	B	341	1
146 A1.000	65,000	4	903	33 kW	B	341	1
146 A3.011	76,000	4	1497	49 - 57 kW	B	344	17
146 B.000	78,000	4	1367	52 kW	D	344	18
146 B2.000	82,600	4	1698	42 - 44 kW	D	346	30
146 B3.000	78,000	4	1367	52 kW	D	344	18
146 B4.000	76,000	4	994	40 kW	B	344	16
146 D1.011	76,000	4	1497	49 - 54 kW	B	344	17
146 D7.000	82,600	4	1698	46 kW	D	346	31
146 E1.011	70,000	4	999	47 - 56 kW	B	342	7
146 E4.1011	70,000	4	999	47 - 49 kW	B	342	7
149 A.000	84,000	4	1585	60 kW	B	348	38
149 A1.000	82,600	4	1929	48 kW	D	346	30
149 A2.000	84,000	4	1585	74 kW	B	348	38
149 A4.000	84,000	4	1585	74 kW	B	348	38
149 A5.000	86,400	4	1498	58 kW	B	352	53
149 A5.046	86,400	4	1498	58 - 63 kW	B	352	53
149 B1.000	82,600	4	1929	51 - 52 kW	D	346	30
149 B2.000	82,600	4	1697	42 kW	D	346	30
149 B3.000	82,600	4	1698	44 kW	D	346	30
149 B4.000	82,600	4	1697	42 - 45 kW	D	346	30
149 B4.046	82,600	4	1697	42 - 44 kW	D	346	30
149 B5.046	82,600	4	1929	44 kW	D	346	30
149 C1.000	86,400	4	1498	49 - 55 kW	B	352	53
149 C2.000	84,000	4	1595	66 kW	B	348	38
149 C2.046	84,000	4	1595	66 kW	B	348	38
149 C3.000	84,000	4	1585	61 - 76 kW	B	348	38
149 E1.011	84,000	4	1995	71 kW	B	348	38
154 A.048	84,000	4	1585	61 kW	B	348	38
154 A1.000	84,000	4	1995	66 - 74 kW	B	348	38
154 A2.000	84,000	4	1995	114 kW	B	348	38
154 B.000	82,600	4	1929	68 kW	D	346	31
154 C3.000	84,000	4	1995	88 kW	B	348	39
154 C3.046	84,000	4	1995	85 kW	B	348	39
154 C4.000	84,000	4	1995	114 - 121 kW	B	348	38
154 C4.046	84,000	4	1995	110 kW	B	348	38









ENGINE	\varnothing	ccm		kW		1 POS	ENGINE	\varnothing	ccm	kW		1 POS			
154 C5.000	84,000	4	1995	66 - 74 kW	B	348	38	178 F3.011	72,000	4	1368	57 - 63 kW	B	342	11
154 C6.000	82,600	4	1929	66 - 68 kW	D	346	31	182 A1.000	82,000	5	1998	108 - 113 kW	B	345	23
154 D1.000	82,600	4	1929	69 kW	D	346	31	182 A2.000	82,000	4	1747	83 kW	B	345	24
154 E1.000	84,000	4	1995	93 - 101 kW	B	348	39	182 A3.000	82,000	4	1370	59 kW	B	345	25
156 A2.000	70,000	4	999	31 - 37 kW	B	342	7	182 A5.000	82,000	4	1370	55 kW	B	345	25
156 A2.0157	70,000	4	999	33 kW	B	342	7	182 A7.000	82,000	4	1910	74 kW	D	345	24
156 A2.048	70,000	4	999	32 kW	B	342	7	182 A8.000	82,000	4	1910	55 kW	D	345	24
156 A2.050	70,000	4	999	33 kW	B	342	7	182 B2.000	70,800	4	1242	60 - 64 kW	B	342	9
156 A2.100	70,000	4	999	32 - 33 kW	B	342	7	182 B3.000	82,000	5	1998	113 kW	B	345	23
156 A2.146	70,000	4	999	33 kW	B	342	7	182 B4.000	82,000	4	1910	77 - 79 kW	D	345	26
156 A2.246	70,000	4	999	33 - 40 kW	B	342	7	182 B7.000	82,000	5	1998	113 kW	B	345	23
156 A3.000	70,000	4	999	37 kW	B	342	7	182 B9.000	82,000	4	1910	74 - 79 kW	D	345	26
156 A3.100	70,000	4	999	32 - 33 kW	B	342	8	183 A1.000	82,000	4	1747	92 - 97 kW	B	345	24
156 A4.000	65,000	4	770	25 kW	B	341	2	185 A2.000	82,000	5	2387	91 kW	D	345	23
156 A4.048	65,000	4	770	25 kW	B	341	2	185 A4.011	82,000	5	1998	134 kW	B	345	23
156 C.046	70,000	4	1108	37 - 43 kW	B	342	7	185 A5.011	82,000	5	1998	104 kW	B	345	23
159 A4.000	84,000	4	1756	74 - 81 kW	B	348	40	185 A6.000	82,000	5	2387	96 kW	D	345	23
159 A4.046	84,000	4	1756	77 kW	B	348	40	185 A8.000	82,000	5	1998	110 kW	B	345	23
159 A5.046	84,000	4	1995	80 - 85 kW	B	348	38	185 B4.000	82,000	4	1910	77 kW	D	345	26
159 A6.046	84,000	4	1995	76 - 85 kW	B	348	38	186 A6.000	82,000	4	1910	81 kW	D	345	26
159 B2.011	84,000	4	1995	71 - 81 kW	B	348	38	186 A8.000	82,000	4	1910	85 kW	D	345	26
160 A3.000	70,000	4	1108	36 - 43 kW	B	342	7	186 A9.000	82,000	4	1910	88 kW	D	345	26
160 A5.000	84,000	4	1756	100 kW	B	348	39	187 A1.000	70,000	4	1108	40 - 42 kW	B	342	7
160 A6.000	82,600	4	1929	66 - 68 kW	D	346	31	188 A2.000	82,000	4	1910	59 kW	D	345	26
160 A6.046	82,600	4	1929	66 - 69 kW	D	346	31	188 A3.000	82,000	4	1910	44 kW	D	345	24
160 A7.000	82,600	4	1929	48 kW	D	346	30	188 A4.000	70,800	4	1242	38 - 44 kW	B	342	9
160 A8.046	84,000	4	1995	107 kW	B	348	39	188 A5.000	70,800	4	1242	57 - 60 kW	B	342	9
160 B6.046	82,600	4	1929	59 kW	D	346	31	188 A6.000	82,000	4	1747	96 kW	B	345	24
160 D1.000	82,600	4	1929	65 - 66 kW	D	346	31	188 A7.000	82,000	4	1910	63 kW	D	345	26
169 A1.000	69,600	4	1248	55 kW	D	341	5	188 A8.000	69,600	4	1248	51 kW	D	341	5
169 A3.000	72,000	4	1368	74 - 79 kW	B	342	11	188 A9.000	69,600	4	1248	51 - 66 kW	D	341	5
169 A4.000	70,800	4	1242	51 kW	B	342	9	188 B2.000	82,000	4	1910	74 kW	D	345	26
169 A5.000	69,600	4	1248	55 kW	D	341	5	192 A1.000	82,000	4	1910	85 kW	D	345	26
169 B	84,000	4	1796	49 kW	B	349	41	192 A3.000	82,000	4	1910	59 kW	D	345	26
170 A1.000	65,000	4	903	30 kW	B	341	1	192 A4.000	82,000	4	1747	90 - 98 kW	B	345	24
170 A1.046	65,000	4	903	30 kW	B	341	1	192 A5.000	82,000	4	1910	103 kW	D	345	22
170 B	88,000	4	1971	55 kW	B	353	57	192 A8.000	82,000	4	1910	88 kW	D	345	22
170 D	88,000	4	1971	62 kW	B	353	57	192 A9.000	82,000	4	1910	74 kW	D	345	22
175 A1.000	84,000	4	1995	140 kW	B	348	39	192 B1.000	82,000	4	1910	100 kW	D	345	22
175 A3.000	82,000	5	1998	162 kW	B	345	23	192 B2.000	72,000	4	1368	66 kW	B	342	11
176 A3.000	82,600	4	1698	51 - 53 kW	D	346	31	192 B4.000	82,000	4	1910	85 kW	D	345	22
176 A5.000	82,600	4	1698	52 - 59 kW	D	346	31	192 B5.000	82,000	4	1910	66 kW	D	345	22
176 A6.000	70,000	4	1108	40 kW	B	342	7	198 A1.000	72,000	4	1368	104 - 112 kW	B	342	10
176 A7.000	70,800	4	1242	43 - 44 kW	B	342	9	198 A4.000	72,000	4	1368	88 kW	B/G	342	10
176 A8.000	70,800	4	1242	54 kW	B	342	9	198 A5.000	83,000	4	1956	121 kW	D	347	32
176 B1.000	70,800	4	1242	44 kW	B	342	9	198 A7.000	72,000	4	1368	103 kW	B	342	10
176 B2.000	70,000	4	1108	40 kW	B	342	7	198 A8.000	83,000	4	1956	120 kW	D	347	32
176 B3.000	82,600	4	1698	42 kW	D	346	30	199 A1.000	69,600	4	1248	55 kW	D	341	5
176 B4.000	70,800	4	1242	44 kW	B	342	9	199 A2.000	69,600	4	1248	55 - 68 kW	D	341	5
176 B7.000	82,600	4	1698	46 - 47 kW	D	346	31	199 A3.000	69,600	4	1248	63 - 70 kW	D	341	5
176 B9.000	70,800	4	1242	63 kW	B	342	9	199 A4.000	70,800	4	1242	48 - 51 kW	B/G	342	9
178 B5.000	70,800	4	1242	50 - 55 kW	B	342	9	199 A5.000	82,000	4	1910	96 kW	D	345	26
178 B7.045	70,800	4	1242	44 - 60 kW	B	342	9	199 A6.000	72,000	4	1368	70 - 71 kW	B	342	11
178 B9.033	70,000	4	1108	40 kW	B	342	7	199 A7.000	72,000	4	1368	55 kW	B	342	11
178 C4.066	70,800	4	1242	44 - 46 kW	B	342	9	199 A8.000	72,000	4	1368	114 - 132 kW	B	342	10
178 C9.066	82,600	4	1698	46 - 52 kW	D	346	31	199 A9.000	69,600	4	1248	55 - 59 kW	D	341	5
178 D8.011	70,000	4	999	51 - 55 kW	B	342	7	199 B1.000	69,600	4	1248	64 - 70 kW	D	341	5
178 D9.011	70,000	4	999	40 - 52 kW	B	342	7	199 B2.000	69,600	4	1248	51 kW	D	341	5
178 E2.000	70,800	4	1242	50 - 54 kW	B	342	9	199 B4.000	69,600	4	1248	62 kW	D	341	5
178 E8.011	70,800	4	1242	48 - 50 kW	B	342	9	199 B8.000	69,600	4	1248	59 kW	D	341	5
178 E9.011	70,800	4	1242	50 - 60 kW	B	342	9	199 B9.000	70,800	4	1242	49 kW	B	342	9
178 F1.011	70,000	4	999	48 - 55 kW	B	342	7	203 A/61.000	130,000	6	11548	132 kW	D	364	100

ENGINE			ccm	kW			1 POS	ENGINE			ccm	kW			1 POS
203 A/61	130,000	6	11548	130 - 132 kW	D	364	100	8035.04.377	103,000	3	2749	43 kW	D	358	77
203 H/61	130,000	6	11548	132 kW	D	364	100	8035.04.378	103,000	3	2749	43 kW	D	358	77
223 A3.011	70,800	4	1242	59 kW	B	342	9	8035.05.214	104,000	3	2931	37 - 44 kW	D	359	80
223 A5.000	70,800	4	1242	48 kW	B	342	9	8035.05.215	104,000	3	2931	37 - 44 kW	D	359	80
223 A6.000	82,000	4	1910	46 - 48 kW	D	345	24	8035.06.200	100,000	3	2708	33 - 41 kW	D	355	68
223 A7.000	82,000	4	1910	77 kW	D	345	26	8035.06.206	100,000	3	2708	38 - 40 kW	D	355	68
223 A9.000	69,600	4	1248	62 kW	D	341	5	8035.06.208	100,000	3	2708	38 - 40 kW	D	355	68
223 B1.000	82,000	4	1910	77 kW	D	345	26	8035.06.216	100,000	3	2708	38 - 40 kW	D	355	68
223 B2.000	82,000	4	1910	74 kW	D	345	26	8035.06.220	100,000	3	2708	33 kW	D	355	68
225 A2.000	69,600	4	1248	59 kW	D	341	5	8035.06.222	100,000	3	2708	33 - 40 kW	D	355	68
230 A2.000	82,600	4	1929	51 kW	D	346	31	8035.06.223	100,000	3	2708	38 kW	D	355	68
230 A3.000	82,600	4	1929	60 kW	D	346	31	8035.06.306	100,000	3	2708	38 kW	D	355	68
230 A4.000	82,600	4	1929	59 kW	D	346	31	8035.06.307	100,000	3	2708	38 - 40 kW	D	355	68
250 A1.000	83,000	4	1956	85 kW	D	347	32	8035.06.308	100,000	3	2708	38 - 40 kW	D	355	68
250 A2.000	83,000	4	1956	85 kW	D	347	32	8035.06.309	100,000	3	2708	38 kW	D	355	68
263 A1.000	83,000	4	1956	99 kW	D	347	32	8035.06.317	100,000	3	2708	38 - 40 kW	D	355	68
263 A2.000	69,600	4	1248	66 kW	D	341	5	8035.06.320	100,000	3	2708	34 kW	D	355	68
263 A6.000	69,600	4	1248	55 kW	D	341	5	8035.06.321	100,000	3	2708	33 - 34 kW	D	355	68
280 A1.000	82,600	4	1929	60 kW	D	346	31	8035.06.322	100,000	3	2708	38 kW	D	355	68
310 A1.011	70,000	4	999	51 - 63 kW	B	342	7	8035.06.323	100,000	3	2708	33 - 40 kW	D	355	68
310 A2.011	72,000	4	1368	60 - 70 kW	B	342	11	8040.00	95,000	4	3120	51 kW	D	355	65
312 A1.000	72,000	4	1368	99 - 140 kW	B	342	11	8040.02.041	100,000	4	3456	56 kW	D	356	70
312 A3.000	72,000	4	1368	103 - 132 kW	B	342	10	8040.02.267	100,000	4	3456	56 kW	D	356	70
312 A8.000	69,600	4	1248	59 kW	D	341	5	8040.02.300	100,000	4	3455	56 kW	D	356	70
312 B1.000	69,600	4	1248	70 kW	D	341	5	8040.02.360	100,000	4	3456	56 kW	D	356	70
312 B2.000	69,600	4	1248	59 kW	D	341	5	8040.02.367	100,000	4	3456	56 kW	D	356	70
312 B5.000	69,600	4	1248	57 kW	D	341	5	8040.02	100,000	4	3456	60 kW	D	355	69
323 B6.600	72,000	4	1368	66 - 92 kW	B	342	11	8040.04.200	103,000	4	3666	63 kW	D	358	78
327 A.011	72,000	4	1368	62 - 68 kW	B	342	11	8040.04.280	103,000	4	3666	63 kW	D	358	78
330 A1.000	69,600	4	1248	70 kW	D	341	5	8040.05.200	104,000	4	3908	65 kW	D	359	81
350 A1.000	72,000	4	1368	51 - 63 kW	B	342	11	8040.05.230	104,000	4	3908	65 kW	D	359	81
4D56	91,100	4	2477	79 - 131 kW	D	353	59	8040.05.4990	104,000	4	3908	80 kW	D	359	81
4HG (PUMA C)	86,000	4	2198	81 kW	D	351	48	8040.25.000	104,000	4	3908	74 - 85 kW	D	360	82
4HH (PUMA C)	86,000	4	2198	96 kW	D	351	48	8040.25.200	104,000	4	3908	85 kW	D	360	82
4HJ (PUMA C)	86,000	4	2198	110 kW	D	351	48	8040.25.220	104,000	4	3908	85 kW	D	360	82
4HP	85,000	4	2179	120 kW	D	351	47	8040.25.230	104,000	4	3908	74 kW	D	360	82
4HR	85,000	4	2179	120 kW	D	351	47	8040.25B.4200 (LTC)	104,000	4	3908	75 kW	D	360	82
4HS	85,000	4	2179	125 kW	D	351	47	8040.25X.4000	104,000	4	3908	85 kW	D	360	82
4HT (DW12BTED4)	85,000	4	2179	125 kW	D	351	47	8040.45.261	104,000	4	3908	77 kW	D	360	83
4HU (P22DTE)	86,000	4	2198	88 kW	D	351	48	8040.45.271	104,000	4	3908	77 kW	D	360	83
4HV (P22DTE)	86,000	4	2198	74 kW	D	351	48	8040.45.4000 (TCA)	104,000	4	3908	100 kW	D	360	82
4HV	86,000	4	2198	74 kW	D	351	49	8040.45.4180 (TCA)	104,000	4	3908	100 kW	D	360	82
4HW (DW12ATED4)	85,000	4	2179	94 kW	D	351	47	8040.45.5200	104,000	4	3908	100 kW	D	360	82
4HX (DW12TED4)	85,000	4	2179	94 - 100 kW	D	351	47	8040.45.5281	104,000	4	3908	100 kW	D	360	82
552 53 268	72,000	4	1368	103 kW	B	342	11	8040.45D.5100	104,000	4	3908	85 kW	D	360	82
552 63 623	72,000	4	1368	119 - 125 kW	B	342	10	8040.45D.5103	104,000	4	3908	85 kW	D	360	82
552 63 624	72,000	4	1368	100 - 103 kW	B	342	10	8045.02	100,000	4	3456	44 - 50 kW	D	356	71
552 66 963	69,600	4	1248	70 kW	D	341	5	8045.04.189	103,000	4	3666	48 kW	D	358	78
552 77 701	72,000	4	1368	88 kW	B/G	342	11	8045.04.270	103,000	4	3666	57 kW	D	358	78
552 83 775	69,600	4	1248	59 - 70 kW	D	341	6	8045.04.275	103,000	4	3666	53 kW	D	358	78
6132 AZ 2.000	84,000	4	1995	59 kW	B	348	38	8045.04.276	103,000	4	3666	53 kW	D	358	78
8030.00	95,000	3	2340	28 - 38 kW	D	354	64	8045.04.277	103,000	4	3666	57 kW	D	358	78
8030.02	100,000	3	2592	46 kW	D	355	67	8045.04.293	103,000	4	3666	55 kW	D	358	78
8035.01	95,000	3	2338	28 - 35 kW	D	354	64	8045.04.300	103,000	4	3666	57 kW	D	358	78
8035.02	100,000	3	2592	33 - 40 kW	D	355	67	8045.04.359	103,000	4	3666	55 kW	D	358	78
8035.04.265	103,000	3	2749	35 - 37 kW	D	358	77	8045.04.370	103,000	4	3666	57 kW	D	358	78
8035.04.270	103,000	3	2749	43 kW	D	358	77	8045.04.376	103,000	4	3666	53 kW	D	358	78
8035.04.272	103,000	3	2749	43 kW	D	358	77	8045.04.377	103,000	4	3666	57 kW	D	358	78
8035.04.300	103,000	3	2749	43 kW	D	358	77	8045.05.000	104,000	4	3908	59 kW	D	360	84
8035.04.359	103,000	3	2749	38 kW	D	358	77	8045.05.200	104,000	4	3908	59 kW	D	361	85
8035.04.370	103,000	3	2749	38 kW	D	358	77	8045.05.204	104,000	4	3908	59 kW	D	361	85
8035.04.376	103,000	3	2749	43 kW	D	358	77	8045.05.213	104,000	4	3908	55 kW	D	360	84







ENGINE	ccm	kW		ENGINE	ccm	kW	
8045.05.215	104,000	4	3908	55 kW	D	360	84
8045.05.216	104,000	4	3908	59 kW	D	361	85
8045.05.217	104,000	4	3908	59 kW	D	361	85
8045.05.300	104,000	4	3908	59 kW	D	361	85
8045.05.304	104,000	4	3908	59 kW	D	361	85
8045.05.308	104,000	4	3908	57 kW	D	361	85
8045.05.317	104,000	4	3908	59 kW	D	361	85
8045.05.359	104,000	4	3908	60 kW	D	361	85
8045.05.370	104,000	4	3908	54 kW	D	361	85
8045.05.376	104,000	4	3908	54 kW	D	361	85
8045.05.389	104,000	4	3908	57 kW	D	361	85
8045.05.393	104,000	4	3908	57 kW	D	361	85
8045.05.395	104,000	4	3908	58 kW	D	361	85
8045.06.200	100,000	4	3613	51 kW	D	356	72
8045.06.208	100,000	4	3613	51 kW	D	356	72
8045.06.213	100,000	4	3613	48 - 51 kW	D	356	72
8045.06.214	100,000	4	3613	73 kW	D	357	73
8045.06.215	100,000	4	3613	73 kW	D	357	73
8045.06.225	100,000	4	3613	48 kW	D	356	72
8045.06.319	100,000	4	3613	48 kW	D	356	72
8045.06.326	100,000	4	3613	48 kW	D	356	72
8045.25.210	104,000	4	3908	63 kW	D	360	84
8045.25.310	104,000	4	3908	63 kW	D	360	84
8045.25.370	104,000	4	3908	75 - 103 kW	D	361	85
8045.25.375	104,000	4	3908	63 - 103 kW	D	360	84
8045.25.376	104,000	4	3908	75 - 103 kW	D	361	85
8045.25.380	104,000	4	3908	70 kW	D	360	84
8045.25.381	104,000	4	3908	80 - 103 kW	D	361	85
8045.25.382	104,000	4	3908	70 kW	D	360	84
8045.25.385	104,000	4	3908	63 kW	D	361	85
8045.25.395	104,000	4	3908	71 kW	D	361	86
8055.04.200	103,000	5	4583	63 - 66 kW	D	358	77
8055.04.205	103,000	5	4583	65 kW	D	358	77
8055.04.250	103,000	5	4583	60 kW	D	358	77
8055.05.000	104,000	5	4885	66 kW	D	361	87
8055.05.200	104,000	5	4885	70 kW	D	361	88
8055.05.205	104,000	5	4885	70 kW	D	362	89
8055.05.250	104,000	5	4885	72 kW	D	361	88
8060.02.000	100,000	6	5184	90 kW	D	355	67
8060.02.001	100,000	6	5184	90 kW	D	355	67
8060.02.003	100,000	6	5184	90 kW	D	355	67
8060.02.070	100,000	6	5184	90 kW	D	355	67
8060.04.000	103,000	6	5499	99 kW	D	358	77
8060.04.051	103,000	6	5499	95 - 96 kW	D	358	77
8060.04.052	103,000	6	5499	92 kW	D	358	77
8060.04.055	103,000	6	5499	96 kW	D	358	77
8060.04.060	103,000	6	5499	96 kW	D	358	77
8060.04.070	103,000	6	5499	99 kW	D	358	77
8060.04.620	103,000	6	5499	99 kW	D	358	77
8060.04.621	103,000	6	5499	99 kW	D	358	77
8060.04.630	103,000	6	5499	99 - 100 kW	D	358	77
8060.04.639	103,000	6	5499	99 kW	D	358	77
8060.04.658	103,000	6	5499	99 kW	D	358	77
8060.04.660	103,000	6	5499	96 - 102 kW	D	358	77
8060.04.661	103,000	6	5499	81 kW	D	358	77
8060.04.662	103,000	6	5499	96 kW	D	358	77
8060.04.669	103,000	6	5499	99 - 102 kW	D	358	77
8060.04.670	103,000	6	5499	99 kW	D	358	77
8060.04.672	103,000	6	5499	99 kW	D	358	77
8060.04.675	103,000	6	5499	99 kW	D	358	77
8060.04.689	103,000	6	5499	99 - 102 kW	D	358	77
8060.05.000	104,000	6	5861	79 - 102 kW	D	362	90
8060.05.200	104,000	6	5861	99 - 102 kW	D	362	90
8060.05.246	104,000	6	5861	101 kW	D	362	90
8060.05.270	104,000	6	5861	101 - 102 kW	D	362	90
8060.05.280	104,000	6	5861	102 kW	D	362	90
8060.05.285	104,000	6	5861	101 kW	D	362	90
8060.05.289	104,000	6	5861	102 kW	D	362	90
8060.05.661	104,000	6	5861	81 kW	D	362	90
8060.05.662	104,000	6	5861	96 kW	D	362	90
8060.05.663	104,000	6	5861	81 kW	D	362	90
8060.05.673	104,000	6	5861	96 kW	D	362	90
8060.12.031	100,000	6	5184	81 kW	D	355	67
8060.12	100,000	6	5184	88 kW	D	357	74
8060.24.601	103,000	6	5499	124 kW	D	358	77
8060.24.643	103,000	6	5499	103 kW	D	358	77
8060.24.652	103,000	6	5499	123 kW	D	358	77
8060.24.661	103,000	6	5500	90 kW	D	358	77
8060.24.662	103,000	6	5499	96 kW	D	358	77
8060.24.664	103,000	6	5499	96 kW	D	358	77
8060.24.670	103,000	6	5499	118 kW	D	358	77
8060.24.671	103,000	6	5499	118 kW	D	358	77
8060.24.673	103,000	6	5499	96 kW	D	358	77
8060.24.678	103,000	6	5500	123 kW	D	358	77
8060.25.221	104,000	6	5861	116 kW	D	362	91
8060.25.241	104,000	6	5861	100 kW	D	362	91
8060.25.243	104,000	6	5861	100 kW	D	362	91
8060.25.246	104,000	6	5861	100 kW	D	362	91
8060.25.4600	103,000	6	5499	130 kW	D	359	79
8060.25.600	104,000	6	5861	130 kW	D	362	91
8060.25.621	104,000	6	5861	110 kW	D	362	91
8060.25.630	104,000	6	5861	100 kW	D	362	91
8060.25.631	104,000	6	5861	100 kW	D	362	91
8060.25.641	104,000	6	5861	103 kW	D	362	91
8060.25.661	104,000	6	5861	88 - 96 kW	D	362	91
8060.25.662	104,000	6	5861	96 kW	D	362	91
8060.25.663	104,000	6	5861	88 - 96 kW	D	362	91
8060.25.669	104,000	6	5861	125 kW	D	362	91
8060.25.670	104,000	6	5861	125 kW	D	362	91
8060.25.673	104,000	6	5861	96 kW	D	362	91
8060.25.678	104,000	6	5861	130 kW	D	362	91
8060.25.679	104,000	6	5861	130 kW	D	362	91
8060.25R.4200	104,000	6	5861	105 kW	D	362	91
8060.25R.4280	104,000	6	5861	105 kW	D	362	91
8060.25V.4000	104,000	6	5861	130 kW	D	362	91
8060.25V.4080	104,000	6	5861	130 kW	D	362	91
8060.45.4100	104,000	6	5861	152 kW	D	362	91
8060.45.4180	104,000	6	5861	152 kW	D	362	91
8060.45.600	104,000	6	5861	152 kW	D	362	91
8060.45.6090	104,000	6	5861	167 kW	D	362	91
8060.45S.6000	104,000	6	5861	167 kW	D	362	91
8060.45S.6700	104,000	6	5861	167 kW	D	362	91
8060.45S.6800	104,000	6	5861	167 kW	D	362	91
8062.24.070	103,000	6	5499	118 kW	D	358	77
8065.02.007	100,000	6	5184	74 kW	D	355	67
8065.02.200	100,000	6	5184	70 - 74 kW	D	355	67
8065.02.207	100,000	6	5184	74 kW	D	355	67
8065.02.217	100,000	6	5184	74 kW	D	355	67
8065.04.089	103,000	6	5499	53 kW	D	358	77
8065.04.095	103,000	6	5499	60 kW	D	358	77
8065.04.097	103,000	6	5499	71 kW	D	358	77
8065.04.200	103,000	6	5499	81 - 85 kW	D	358	77
8065.04.217	103,000	6	5499	81 - 85 kW	D	358	77
8065.04.270	103,000	6	5499	81 - 85 kW	D	358	77





ENGINE	\varnothing		ccm	kW			1 POS
8065.05.000	104,000	6	5863	85 kW	D	363	92
8065.05.210	104,000	6	5863	73 kW	D	363	92
8065.05.220	104,000	6	5863	81 kW	D	363	92
8065.05.290	104,000	6	5863	86 kW	D	362	91
8065.05.295	104,000	6	5863	73 kW	D	362	91
8065.05.297	104,000	6	5863	73 kW	D	362	91
8065.05.300	104,000	6	5863	81 kW	D	363	92
8065.05.330	104,000	6	5863	73 kW	D	362	91
8065.06.000	100,000	6	5418	74 kW	D	357	75
8065.06.200	100,000	6	5418	74 kW	D	358	76
8065.06.220	100,000	6	5418	81 kW	D	358	76
8065.06.230	100,000	6	5418	72 - 74 kW	D	357	75
8065.06.300	100,000	6	5418	72 kW	D	357	75
8065.24.000	103,000	6	5499	99 kW	D	358	77
8065.24.091	103,000	6	5499	85 kW	D	358	77
8065.24.092	103,000	6	5499	96 kW	D	358	77
8065.24.098	103,000	6	5499	92 kW	D	358	77
8065.24.300	103,000	6	5499	90 - 91 kW	D	358	77
8065.25.000	104,000	6	5863	107 kW	D	363	93
8065.25.010	104,000	6	5863	94 - 96 kW	D	363	94
8065.25.080	104,000	6	5863	103 - 105 kW	D	363	94
8065.25.320	104,000	6	5863	105 - 110 kW	D	363	93
8140.23.2200	94,400	4	2800	76 kW	D	354	62
8140.27.2100	93,000	4	2500	70 kW	D	354	60
8140.27S.3700	93,000	4	2499	77 kW	D	354	60
8140.27	93,000	4	2500	68 - 70 kW	D	354	60
8140.43N	94,400	4	2800	107 kW	D	354	63
8140.43S	94,400	4	2798	93 - 103 kW	D	354	63
8140.43	94,400	4	2800	90 kW	D	354	63
8140.47.3700	93,000	4	2499	85 kW	D	354	60
8140.47R.2210	93,000	4	2499	80 kW	D	354	60
8140.47R	93,000	4	2500	80 kW	D	354	60
8140.47	93,000	4	2500	80 - 85 kW	D	354	60
8140.61.204	93,000	4	2445	53 kW	D	354	60
8140.61	93,000	4	2445	53 - 55 kW	D	354	60
8140.63	94,400	4	2800	64 kW	D	354	63
8140.67.2700	93,000	4	2499	62 kW	D	354	60
8140.67	93,000	4	2500	55 - 62 kW	D	354	60
8142.61	93,000	4	2445	53 kW	D	354	60
8144.21.220	93,000	4	2445	68 kW	D	354	60
8144.21	93,000	4	2445	68 kW	D	354	60
8144.61.200	93,000	4	2445	53 kW	D	354	60
8144.61.500.81	93,000	4	2445	66 kW	D	354	60
8144.61	93,000	4	2428	53 - 55 kW	D	354	60
8144.65	88,000	4	1995	44 kW	D	352	54
8144.67.220	93,000	4	2499	55 kW	D	354	60
8144.67	93,000	4	2500	55 kW	D	354	60
8144.81.2000	93,000	4	2445	66 - 74 kW	D	354	60
8144.91.2000	93,000	4	2445	74 kW	D	354	60
8144.97 S	93,000	4	2500	77 kW	D	354	60
8144.97 Y	93,000	4	2500	85 kW	D	354	60
8144.97.2200	93,000	4	2499	86 - 87 kW	D	354	60
8144.97.2400	93,000	4	2499	83 - 87 kW	D	354	60
8144.97.2500	93,000	4	2500	85 kW	D	354	60
8144.97	93,000	4	2499	85 kW	D	354	60
8200.02.220	122,000	6	9820	147 kW	D	364	98
8200.12.000	122,000	6	9820	140 kW	D	364	98
8200.12.004	122,000	6	9820	140 - 147 kW	D	364	98
8210.02.000	137,000	6	13798	191 kW	D	365	101
8210.02.020	137,000	6	13798	191 kW	D	365	101
8210.02.022	137,000	6	13798	191 kW	D	365	101
8210.02.032	137,000	6	13798	191 kW	D	365	101

ENGINE	\varnothing		ccm	kW			1 POS
8210.02.033	137,000	6	13798	191 kW	D	365	101
8210.02.053	137,000	6	13798	191 kW	D	365	101
8210.02.067	137,000	6	13798	191 kW	D	365	101
8210.02.069	137,000	6	13798	191 kW	D	365	101
8210.02.081	137,000	6	13798	191 kW	D	365	101
8210.02.266	137,000	6	13798	191 kW	D	365	101
8210.02.267	137,000	6	13798	191 kW	D	365	101
8210.02.290	137,000	6	13798	191 kW	D	365	101
8210.02.371	137,000	6	13798	191 kW	D	365	101
8210.02.373	137,000	6	13798	191 kW	D	365	101
8210.02.377	137,000	6	13798	191 kW	D	365	101
8210.02.385	137,000	6	13798	191 kW	D	365	101
8210.02.393	137,000	6	13798	191 kW	D	365	101
8210.02.405	137,000	6	13798	191 kW	D	365	101
8210.02.426	137,000	6	13798	191 kW	D	365	101
8210.02.440	137,000	6	13798	191 kW	D	365	101
8210.02.441	137,000	6	13798	191 kW	D	365	101
8210.02.731	137,000	6	13798	191 kW	D	365	101
8210.02.791	137,000	6	13798	191 kW	D	365	101
8210.02.793	137,000	6	13798	191 kW	D	365	101
8210.02.A0321	137,000	6	13798	141 - 191 kW	D	365	101
8210.22.000	137,000	6	13798	224 kW	D	365	101
8210.22.069	137,000	6	13798	221 - 224 kW	D	365	101
8210.22.101	137,000	6	13798	224 kW	D	365	101
8210.22.105	137,000	6	13798	243 kW	D	365	101
8210.22.171	137,000	6	13798	224 kW	D	365	101
8210.22.175	137,000	6	13798	224 kW	D	365	101
8210.22.183	137,000	6	13798	224 kW	D	365	101
8210.22.235	137,000	6	13798	224 kW	D	365	101
8210.22.269	137,000	6	13798	224 kW	D	365	101
8210.22.290	137,000	6	13798	224 kW	D	365	101
8210.22.317	137,000	6	13798	224 kW	D	365	101
8210.22.327	137,000	6	13798	224 kW	D	365	101
8210.22.373	137,000	6	13798	224 kW	D	365	101
8210.22.385	137,000	6	13798	224 kW	D	365	101
8210.22.406	137,000	6	13798	224 kW	D	365	101
8210.22.569	137,000	6	13798	224 kW	D	365	101
8210.22.869	137,000	6	13798	235 kW	D	365	101
8210.22X.069	137,000	6	13798	224 kW	D	365	101
8210.22X.235	137,000	6	13798	224 kW	D	365	101
8210.22X.523	137,000	6	13798	224 kW	D	365	101
8210.22X.575	137,000	6	13798	224 kW	D	365	101
8210.42 K	137,000	6	13798	272 kW	D	365	101
8210.42(TCA)	137,000	6	13798	272 kW	D	365	101
8210.42.009	137,000	6	13798	265 kW	D	365	101
8210.42.061	137,000	6	13798	277 kW	D	365	101
8210.42.073	137,000	6	13798	277 kW	D	365	101
8210.42.101	137,000	6	13798	265 kW	D	365	101
8210.42.115	137,000	6	13798	265 kW	D	365	101
8210.42.151	137,000	6	13798	277 kW	D	365	101
8210.42.152	137,000	6	13798	277 kW	D	365	101
8210.42.154	137,000	6	13798	277 kW	D	365	101
8210.42.155	137,000	6	13798	277 kW	D	365	101
8210.42.161	137,000	6	13798	277 kW	D	365	101
8210.42.162	137,000	6	13798	277 kW	D	365	101
8210.42.165	137,000	6	13798	277 kW	D	365	101
8210.42.171	137,000	6	13798	277 kW	D	365	101
8210.42.172	137,000	6	13798	277 kW	D	365	101
8210.42.173	137,000	6	13798	277 kW	D	365	101
8210.42.174	137,000	6	13798	277 kW	D	365	101
8210.42.175	137,000	6	13798	277 kW	D	365	101
8210.42.176	137,000	6	13798	277 kW	D	365	101



ENGINE	ccm	kW	1 POS	ENGINE	ccm	kW	1 POS
8210.42.177	137,000	6	13798	277 kW	D	365	101
8210.42.181	137,000	6	13798	277 kW	D	365	101
8210.42.182	137,000	6	13798	277 kW	D	365	101
8210.42.185	137,000	6	13798	277 kW	D	365	101
8210.42.186	137,000	6	13798	277 kW	D	365	101
8210.42.191	137,000	6	13798	277 kW	D	365	101
8210.42.192	137,000	6	13798	277 kW	D	365	101
8210.42.195	137,000	6	13798	277 kW	D	365	101
8210.42.196	137,000	6	13798	277 kW	D	365	101
8210.42.290	137,000	6	13798	265 kW	D	365	101
8210.42K.(TCA)	137,000	6	13798	272 kW	D	365	101
8210.42L.(TCA)	137,000	6	13798	309 kW	D	365	101
8210.42L.400	137,000	6	13798	309 kW	D	365	101
8210.42L.TCA	137,000	6	13798	345 kW	D	365	101
8210.42M.(TCA)	137,000	6	13798	345 kW	D	365	101
8210.42R.269	137,000	6	13798	265 kW	D	365	101
8211.02.032	137,000	6	13798	191 kW	D	365	101
831 D1.000	82,600	4	1929	59 kW	D	346	30
834 B.000	84,000	4	1995	88 kW	B	348	38
834 B.048	84,000	4	1995	83 kW	B	348	38
834 B.146	84,000	4	1995	85 kW	B	348	38
834 C.146	84,000	4	1995	110 - 112 kW	B	348	38
8340.05	115,000	4	5401	63 kW	D	363	96
835 C2.000	84,000	4	1756	76 kW	B	348	40
835 C4.000	84,000	4	1756	66 kW	B	348	40
836 A3.000	84,000	4	1995	102 kW	B	348	39
836 A3.011	84,000	4	1995	101 - 104 kW	B	348	39
836 A5.000	84,000	4	1756	71 - 74 kW	B	348	40
836 A6.000	84,000	4	1756	66 kW	B	348	40
8360.05.B	115,000	6	8102	95 - 110 kW	D	363	96
8360.05	115,000	6	8100	95 - 124 kW	D	363	96
8360.46B.4591	112,000	6	7684	162 - 196 kW	D	363	95
8365.05.500	115,000	6	8102	114 kW	D	363	96
8365.05.520	115,000	6	8101	104 kW	D	363	96
8365.05.530	115,000	6	8101	99 kW	D	363	96
8365.05.531	115,000	6	8101	104 kW	D	363	96
8365.05.555	115,000	6	8101	96 kW	D	363	96
8365.05.560	115,000	6	8101	94 kW	D	363	96
8365.05.570	115,000	6	8101	94 kW	D	363	96
8365.05.580	115,000	6	8101	94 kW	D	363	96
8365.05.590	115,000	6	8101	94 kW	D	363	96
8365.25.500	115,000	6	8102	132 kW	D	363	96
8365.25.501	115,000	6	8102	118 kW	D	363	96
8365.25.502	115,000	6	8102	118 - 133 kW	D	363	96
8365.25.503	115,000	6	8102	118 kW	D	363	96
839 A5.000	82,000	5	2387	96 - 99 kW	D	345	23
843 A1.000	72,000	4	1368	65 - 71 kW	B	342	11
844 A2.000	83,000	4	1956	120 kW	D	347	32
8460.21.002	120,000	6	9498	154 - 192 kW	D	364	97
8460.41R.723	120,000	6	9498	214 kW	D	364	97
8460.41S.733	120,000	6	9498	254 kW	D	364	97
93337154-J1	80,500	4	1796	82 - 84 kW	B	344	21
937 A4.000	82,000	4	1910	93 kW	D	345	22
937 A5.000	82,000	4	1910	110 kW	D	345	22
937 A7.000	82,000	4	1910	85 kW	D	345	22
939 A1.000	82,000	4	1910	88 kW	D	345	26
939 A2.000	82,000	4	1910	110 kW	D	345	22
939 A3.000	82,000	5	2387	147 kW	D	345	27
939 A7.000	82,000	4	1910	85 kW	D	345	26
939 A8.000	82,000	4	1910	100 kW	D	345	26
939 B5.000	83,000	4	1956	100 - 125 kW	D	347	32
940 A5.000	83,000	4	1956	103 - 125 kW	D	347	32
940 B7.000	72,000	4	1368	88 - 93 kW	B	342	10
955 A2.000	72,000	4	1368	99 - 101 kW	B	342	11
955 A6.000	72,000	4	1368	77 kW	B	342	11
955 A8.000	72,000	4	1368	120 - 132 kW	B	342	11
955 B2.000	69,600	4	1248	66 kW	D	341	5
9H07 (DV6UC)	75,000	4	1560	66 kW	D	343	12
9HM (DV6UC)	75,000	4	1560	66 kW	D	343	12
9HU	75,000	4	1560	66 kW	D	343	12
A 112 B1.054	67,200	4	965	35 - 36 kW	B	341	4
B 25.637	93,000	4	2498	51 kW	D	354	61
B22615	90,000	4	2175	45 - 46 kW	D	353	58
BF 8 L 413 F	125,000	8	12763	212 - 235 kW	D	364	99
CRD93L (U25-661)	93,000	4	2500	54 - 55 kW	D	354	61
D19AA	82,000	4	1910	88 kW	D	345	26
D8B (XUD9TE)	83,000	4	1905	66 - 69 kW	D	347	34
D8B	83,000	4	1905	68 kW	D	347	34
D9B (XUD9A)	83,000	4	1905	47 - 52 kW	D	348	36
DHX (XUD9TE)	83,000	4	1905	66 - 69 kW	D	347	34
DHX (XUD9TF/L)	83,000	4	1905	66 - 68 kW	D	347	34
DHX	83,000	4	1905	59 - 66 kW	D	347	35
DJY (XUD9)	83,000	4	1905	50 - 52 kW	D	348	36
DJY	83,000	4	1905	50 kW	D	348	36
DW10BTED4	85,000	4	1997	100 kW	D	350	45
EAB	72,000	4	1368	75 kW	B	342	10
EAF	72,000	4	1368	101 kW	B	342	10
EAM	72,000	4	1368	101 - 122 kW	B	342	10
F1AE0481C	88,000	4	2286	81 kW	D	352	55
F1AE0481D	88,000	4	2287	88 kW	D	352	55
F1AE0481N	88,000	4	2287	96 kW	D	352	55
F1AE0481T	88,000	4	2287	93 kW	D	352	55
F1AE3481D	88,000	4	2287	96 kW	D	352	55
F1AE3481E	88,000	4	2287	109 - 110 kW	D	352	55
F1AE3481G	88,000	4	2287	82 - 83 kW	D	352	55
F1AGL411A	88,000	4	2287	110 kW	D	352	56
F1AGL411B	88,000	4	2287	130 kW	D	352	55
F1AGL411C	88,000	4	2287	110 kW	D	352	55
F1AGL411D	88,000	4	2287	96 kW	D	352	55
F1CE0441A	95,800	4	2999	100 kW	G	355	66
F1CE0481D	95,800	4	2999	115 - 116 kW	D	355	66
F1CE3481E	95,800	4	2999	130 kW	D	355	66
F1CE3481M	95,800	4	2999	115 kW	D	355	66
F1CE3481N	95,800	4	2999	103 - 107 kW	D	355	66
F1CFA401A	95,800	4	2999	100 kW	G	355	66
KFT	75,000	4	1360	54 kW	B	343	13
KFV	75,000	4	1360	54 kW	B	343	13
LFW (XU7JP)	83,000	4	1761	73 kW	B	348	37
M020 AA.09.0	65,000	4	903	33 kW	B	341	3
P8C	85,000	4	2088	80 kW	D	350	43
PN93327668	80,500	4	1796	76 - 77 kW	B	344	21
PN93327669	80,500	4	1796	90 kW	B	344	21
R9M 408	80,000	4	1598	66 - 85 kW	D	344	20
R9M 413	80,000	4	1598	70 - 89 kW	D	344	20
R9M 450	80,000	4	1598	88 - 103 kW	D	344	20
R9M 452	80,000	4	1598	92 - 107 kW	D	344	20
RFH (EW10A)	85,000	4	1997	103 kW	B	350	44
RFL (XU10J2U)	86,000	4	1998	81 kW	B	351	51
RFL	86,000	4	1998	71 - 81 kW	B	351	50
RFN (EW10J4)	85,000	4	1997	100 kW	B	350	44
RFU (XU10J2C)	86,000	4	1998	89 kW	B	351	51
RFV	86,000	4	1998	97 - 100 kW	B	351	51
RFW	86,000	4	1998	80 kW	B	351	51
RGX (XU10J2CTE)	86,000	4	1998	108 kW	B	352	52

ENGINE			ccm	kW			1 POS
RH02	85,000	4	1997	94 - 120 kW	D	350	45
RHH	85,000	4	1997	120 kW	D	350	45
RHK (DW10UTED4)	85,000	4	1997	79 - 88 kW	D	350	45
RHK	85,000	4	1997	88 kW	D	350	45
RHM (DW10ATED4)	85,000	4	1997	79 - 80 kW	D	350	45
RHR	85,000	4	1997	100 kW	D	350	45
RHV	85,000	4	1997	62 kW	D	350	46
RHW (DW10ATED4)	85,000	4	1997	80 kW	D	350	45

ENGINE			ccm	kW			1 POS
RHX	85,000	4	1997	69 kW	D	351	47
RHZ	85,000	4	1997	80 kW	D	350	45
WJY (DW8)	82,200	4	1868	51 kW	D	346	28
WJY (DW8B)	82,200	4	1868	51 kW	D	346	29
WJZ (DW8)	82,200	4	1868	51 - 52 kW	D	346	29
XM7T	84,000	4	1796	50 - 51 kW	B	349	42
XN 1T	88,000	4	1971	55 - 60 kW	B	353	57



65,000 mm										1
100 G.000 , 100 G.002 , 100 GB.000 , 100 GF 000 , 100 GL.000 , 100 GL.040 , 100 GL.048 , 100 GL3.000 , 100 GL6.000 , 1170 A1.000 , 1170 A1.046 , 141 B.000 , 146 A.000 , 146 A.048 , 146 A1.000 , 170 A1.000 , 170 A1.046 ,										
402005-00-4										3 pairs
	1,3	HL	AL	50,785 50,805	54,507 54,520	20,620	↑ LO3G ↓ LO3G	1,837	2 pairs	
	2	HL	AL	50,790 50,810	54,507 54,520	22,780	↑ LO2G ↓ LO2G	1,837	1 pair	
432005-00-4										4 pairs
	1-4	PL	AL	39,985 40,005	43,657 43,670	16,550	↑ LO2 ↓ LO2	1,813		
65,000 mm										2
156 A4.000 , 156 A4.048 ,										
402001-00-4										6 pairs
-25-4	1-5	HL	AL	43,990 44,000	47,705 47,718	19,000	↑ LO2G ↓ LO2G	1,842	5 pairs	
-50-4										
-75-4	3	AS	AL	68,900 68,900	48,200 48,200	19,000	↑ LO1G ↓ LO1G	2,300	1 pair	
432001-00-4										4 pairs
-25-4	1-4	PL	AL	37,998 38,008	41,128 41,140	19,000	↑ LO1 ↓ LO1	1,549		
-50-4										
-75-4										
65,000 mm										3
100 GBC.000 , 100 GBC.040 , 100 GBS.000 , 100 GC.000 , 100 GL.064 , 126 G.100 , 127 A1.024 , 141 A4.000 , 141 A4.048 , M020 AA.09.0 ,										
402005-00-4										3 pairs
	1,3	HL	AL	50,785 50,805	54,507 54,520	20,620	↑ LO3G ↓ LO3G	1,837	2 pairs	
	2	HL	AL	50,790 50,810	54,507 54,520	22,780	↑ LO2G ↓ LO2G	1,837	1 pair	
67,200 mm										4
A 112 B1.054										
402005-00-4										3 pairs
	1,3	HL	AL	50,785 50,805	54,507 54,520	20,620	↑ LO3G ↓ LO3G	1,837	2 pairs	
	2	HL	AL	50,790 50,810	54,507 54,520	22,780	↑ LO2G ↓ LO2G	1,837	1 pair	
432005-00-4										4 pairs
	1-4	PL	AL	39,985 40,005	43,657 43,670	16,550	↑ LO2 ↓ LO2	1,813		
69,600 mm										5
169 A1.000 , 169 A5.000 , 188 A8.000 , 188 A9.000 , 199 A1.000 , 199 A2.000 , 199 A3.000 , 199 A9.000 , 199 B1.000 , 199 B2.000 , 199 B4.000 , 199 B8.000 , 223 A9.000 , 225 A2.000 , 263 A2.000 , 263 A6.000 , 312 A8.000 , 312 B1.000 , 312 B2.000 , 312 B5.000 , 330 A1.000 , 552 66 963 , 955 B2.000 ,										
403502-00-4										5 pairs
-25-4	1,2,4,5	HL	AL	50,982 51,000	54,710 54,722	19,000	↑ LO2G ↓ L	1,840	4 pairs	
-50-4										
	3	FL ↓ HL	AL	50,982 51,000	54,710 54,722	23,950 ↓ 19,000	↑ LO2G ↓ L	1,840	1 pair	
433504-00-4										4 pairs
-25-4	1-4	PL	CU2	42,582 42,600	45,734 45,744	20,000	↑ O1 ↓	1,552		
-50-4										
69,600 mm										6
552 83 775										
433504-00-4										4 pairs
-25-4	1-4	PL	CU2	42,582 42,600	45,734 45,744	20,000	↑ O1 ↓	1,552		
-50-4										



70,000 mm 7

141 C2.000 , 146 E1.011 , 146 E4.1011 , 156 A2.000 , 156 A2.0157 , 156 A2.048 , 156 A2.050 , 156 A2.100 , 156 A2.146 , 156 A2.246 , 156 A3.000 , 156 C.046 , 160 A3.000 , 176 A6.000 , 176 B2.000 , 178 B9.033 , 178 D8.011 , 178 D9.011 , 178 F1.011 , 187 A1.000 , 310 A1.011 ,

402001-00-4 6 pairs									
-25-4	1-5	HL	AL	43,990	47,705	19,000	↑ LO2G	1,842	5 pairs
-50-4				44,000	47,718		↓ LO2G		
-75-4	3	AS	AL	68,900	48,200	19,000	↑ LO1G	2,300	1 pair
				68,900	48,200		↓ LO1G		

432001-00-4 4 pairs									
-25-4	1-4	PL	AL	37,998	41,128	19,000	↑ LO1	1,549	
-50-4				38,008	41,140		↓ LO1		
-75-4									

70,000 mm 8

156 A3.100

432001-00-4 4 pairs									
-25-4	1-4	PL	AL	37,998	41,128	19,000	↑ LO1	1,549	
-50-4				38,008	41,140		↓ LO1		
-75-4									

70,800 mm 9

169 A4.000 , 176 A7.000 , 176 A8.000 , 176 B1.000 , 176 B4.000 , 176 B9.000 , 178 B5.000 , 178 B7.045 , 178 C4.066 , 178 E2.000 , 178 E8.011 , 178 E9.011 , 182 B2.000 , 188 A4.000 , 188 A5.000 , 199 A4.000 , 199 B9.000 , 223 A3.011 , 223 A5.000 ,

400102-00-4 6 pairs									
-25-4	1-5	HL	AL	47,980	51,705	19,000	↑ LO2G	1,848	5 pairs
-50-4				48,000	51,718		↓ LO2G		
-75-4	3	AS	AL	52,000	68,766			2,325	1 pair
-100-4				52,200	69,020				

430102-00-4 4 pairs									
-25-4	1-4	PL	AL	41,988	45,127	19,000	↑ LO1	1,548	
-50-4				42,008	45,140		↓ LO1		
-75-4									
-100-4									

72,000 mm 10

198 A1.000 , 198 A4.000 , 198 A7.000 , 199 A8.000 , 312 A3.000 , 552 63 623 , 552 63 624 , 940 B7.000 , EAB , EAF , EAM ,

400102-00-4 6 pairs									
-25-4	1-5	HL	AL	47,980	51,705	19,000	↑ LO2G	1,848	5 pairs
-50-4				48,000	51,718		↓ LO2G		
-75-4	3	AS	AL	52,000	68,766			2,325	1 pair
-100-4				52,200	69,020				

72,000 mm 11

169 A3.000 , 178 F3.011 , 192 B2.000 , 199 A6.000 , 199 A7.000 , 310 A2.011 , 312 A1.000 , 323 B6.600 , 327 A.011 , 350 A1.000 , 552 53 268 , 552 77 701 , 843 A1.000 , 955 A2.000 , 955 A6.000 , 955 A8.000 ,

400102-00-4 6 pairs									
-25-4	1-5	HL	AL	47,980	51,705	19,000	↑ LO2G	1,848	5 pairs
-50-4				48,000	51,718		↓ LO2G		
-75-4	3	AS	AL	52,000	68,766			2,325	1 pair
-100-4				52,200	69,020				

430102-00-4 4 pairs									
-25-4	1-4	PL	AL	41,988	45,127	19,000	↑ LO1	1,548	
-50-4				42,008	45,140		↓ LO1		
-75-4									
-100-4									



75,000 mm							12	
9H07 (DV6UC) , 9HM (DV6UC) , 9HU ,								
401103-00-4							5 pairs	
-25-4	1-5	HL	AL	49,962	53,655	19,900	↑ LO1G	1,833
-30-4				49,981	53,674		↓	
-50-4								
-80-4								
411102-00-1							1 pair	
-10-1		AS	AL	55,200	71,350		↑ L G	2,480
-15-1				55,480	71,700		↓ L G	
432109-00-4							4 pairs	
-25-4	1-4	PL	AL	46,975	50,655	17,000		1,818
-30-4				46,991	50,674			
-50-4								
-80-4								
432112-00-4							4 pairs	
-30-4	1-4	PL	CU2	46,975	50,655	17,000		1,818
-50-4				46,991	50,674			
-80-4								
442101-00-4							4 pairs	
	1-4	PB	CU2	26,000	29,000	19,980	↑ O1G	1,700
				26,000	29,021		↓	
75,000 mm							13	
KFT , KfV ,								
401106-00-4							5 pairs	
-30-4	2,4	HL	AL	49,965	53,655	17,290	↑ LO2G	1,832
-50-4				49,981	53,674		↓ LO2G	2 pairs
-80-4	1,3,5	HL	AL	49,965	53,655	17,290	↑ LO2	1,832
				49,981	53,674		↓ LO2	3 pairs
411110-00-1							1 pair	
-10-1	1	AS	AL	55,250	71,450		↑ L G	2,450
-15-1				55,500	71,700		↓ L G	
433702-00-4							4 pairs	
-30-4	1-4	PL	AL	44,975	48,655	19,750	↑ LO1	1,820
-50-4				44,991	48,671		↓ L	
-80-4								
76,000 mm							14	
127 A.000								
402005-00-4							3 pairs	
	1,3	HL	AL	50,785	54,507	20,620	↑ LO3G	1,837
				50,805	54,520		↓ LO3G	2 pairs
	2	HL	AL	50,790	54,507	22,780	↑ LO2G	1,837
				50,810	54,520		↓ LO2G	1 pair
432005-00-4							4 pairs	
	1-4	PL	AL	39,985	43,657	16,550	↑ LO2	1,813
				40,005	43,670		↓ LO2	
76,000 mm							15	
127 A2.011 , 131 A.000 , 131 A6.000 , 131 B.000 ,								
412002-00-1							1 pair	
-10-1		AS	CU2	59,000	73,600		↑ G	2,360
-15-1				59,250	73,850		↓ G	



Type

76,000 mm 16

146 B4.000

402001-00-4 6 pairs

-25-4	1-5	HL	AL	43,990	47,705	19,000	↑ LO2G	1,842	5 pairs
-50-4				44,000	47,718		↓ LO2G		
-75-4	3	AS	AL	68,900	48,200	19,000	↑ LO1G	2,300	1 pair
				68,900	48,200		↓ LO1G		

432001-00-4 4 pairs

-25-4	1-4	PL	AL	37,998	41,128	19,000	↑ LO1	1,549	
-50-4				38,008	41,140		↓ LO1		
-75-4									

76,000 mm 17

146 A3.011 , 146 D1.011 ,

400101-00-4 5 pairs

-25-4	1,2,4,5	HL	AL	52,982	56,705	20,750	↑ LO2G	1,843	4 pairs
-50-4				53,000	56,718		↓ LO2G		
	3	HL	AL	52,982	56,705	20,750	↑ LO2	1,838	1 pair
				53,000	56,718		↓ LO2		

78,000 mm 18

131 C.000 , 131 C1.000 , 146 B.000 , 146 B3.000 ,

412002-00-1 1 pair

-10-1		AS	CU2	59,000	73,600		↑ G	2,360	
-15-1				59,250	73,850		↓ G		

80,000 mm 19

131 AZ.000 , 131 BZ 0C0 , 131 FZ , 132 A.000 , 132 A.9000 , 132 AB.0A.0 , 132 AC.000 , 132 BB OA O ,

412002-00-1 1 pair

-10-1		AS	CU2	59,000	73,600		↑ G	2,360	
-15-1				59,250	73,850		↓ G		

80,000 mm 20

R9M 408 , R9M 413 , R9M 450 , R9M 452 ,

403820-00-4 5 pairs

-25-4	1-5	HL	AL	51,485	55,497	16,500	↑ O2G	1,980	
-50-4				51,500	55,511		↓		

433830-00-4 4 pairs

-25-4	1-4	PL	CU3 PY	47,975	51,587	20,500		1,770	
-50-4			↓ AL	47,990	51,606				

80,500 mm 21

93337154-J1 , PN93327668 , PN93327669 ,

400301-00-4 * 5 pairs

-25-4	1,2,4,5	HL	AL	54,972	59,000	19,500	↑ LO1G	2,001	4 pairs
-50-4				54,985	59,013		↓ LO1G		
-75-4									
-100-4	3	FL	AL	54,972	59,000	25,900	↑ LO1G	2,001	1 pair
-125-4				54,985	59,013		↓ LO1G		

430302-00-4 4 pairs

-25-4	1-4	PL	AL	42,971	46,000	16,600	↑ LO1	1,497	
-50-4				42,987	46,012		↓ LO1		
-75-4									
-100-4									
-125-4									



82,000 mm		Type							22
192 A5.000 , 192 A8.000 , 192 A9.000 , 192 B1.000 , 192 B4.000 , 192 B5.000 , 937 A4.000 , 937 A5.000 , 937 A7.000 , 939 A2.000 ,									
403507-00-4								5 pairs	
	1-5	HL	CU3	59,986 60,000	63,705 63,718	20,750	↑ LO2G ↓ L	1,844	
403515-00-4								5 pairs	
-25-4	1-5	HL	AL	59,986 60,000	63,705 63,718	20,750	↑ LO2G ↓ L	1,844	
-50-4									
412004-00-1								1 pair	
-10-1	1	AS	AL	67,785 68,040	82,425 85,677		↑ G ↓ G	2,485	
-15-1									
82,000 mm		Type							23
175 A3.000 , 182 A1.000 , 182 B3.000 , 182 B7.000 , 185 A2.000 , 185 A4.011 , 185 A5.011 , 185 A6.000 , 185 A8.000 , 839 A5.000 ,									
412004-00-1								1 pair	
-10-1	1	AS	AL	67,785 68,040	82,425 85,677		↑ G ↓ G	2,485	
-15-1									
82,000 mm		Type							24
182 A2.000 , 182 A7.000 , 182 A8.000 , 183 A1.000 , 188 A3.000 , 188 A6.000 , 192 A4.000 , 223 A6.000 ,									
400101-00-4								5 pairs	
-25-4	1,2,4,5	HL	AL	52,982 53,000	56,705 56,718	20,750	↑ LO2G ↓ LO2G	1,843	
-50-4								4 pairs	
	3	HL	AL	52,982 53,000	56,705 56,718	20,750	↑ LO2 ↓ LO2	1,838	
								1 pair	
430101-00-4								4 pairs	
-25-4	1-4	PL	AL	50,787 50,807	53,901 53,913	19,500	↑ L ↓ L	1,534	
-50-4									
82,000 mm		Type							25
182 A3.000 , 182 A5.000 ,									
400101-00-4								5 pairs	
-25-4	1,2,4,5	HL	AL	52,982 53,000	56,705 56,718	20,750	↑ LO2G ↓ LO2G	1,843	
-50-4								4 pairs	
	3	HL	AL	52,982 53,000	56,705 56,718	20,750	↑ LO2 ↓ LO2	1,838	
								1 pair	
82,000 mm		Type							26
182 B4.000 , 182 B9.000 , 185 B4.000 , 186 A6.000 , 186 A8.000 , 186 A9.000 , 188 A2.000 , 188 A7.000 , 188 B2.000 , 192 A1.000 , 192 A3.000 , 199 A5.000 , 223 A7.000 , 223 B1.000 , 223 B2.000 , 939 A1.000 , 939 A7.000 , 939 A8.000 , D19AA ,									
403515-00-4								5 pairs	
-25-4	1-5	HL	AL	59,986 60,000	63,705 63,718	20,750	↑ LO2G ↓ L	1,844	
-50-4									
412004-00-1								1 pair	
-10-1	1	AS	AL	67,785 68,040	82,425 85,677		↑ G ↓ G	2,485	
-15-1									
82,000 mm		Type							27
939 A3.000									
403507-00-4								5 pairs	
	1-5	HL	CU3	59,986 60,000	63,705 63,718	20,750	↑ LO2G ↓ L	1,844	
412004-00-1								1 pair	
-10-1	1	AS	AL	67,785 68,040	82,425 85,677		↑ G ↓ G	2,485	
-15-1									



82,200 mm								28
WJY (DW8)								
403701-00-4								5 pairs
-30-4	1-5	HL	AL	59,981	63,731	20,290	↑ L O1G	1,845
-50-4				60,000	63,750		↓ L	
-80-4								
-100-4								
411106-00-2								2 pairs
-10-2		AS	CU2	67,050	83,050		↑ L G	2,330
-15-2				67,300	83,300		↓ L G	
433701-00-4								4 pairs
-30-4	1-4	PL	AL	49,984	53,695	20,050	↑ L	1,830
-50-4				50,000	53,708		↓ L	
-80-4								
-100-4								
443701-00-4								4 pairs
	1-4	PB	CU2	25,007	27,200	24,050	↑ O1G	1,440
				25,020	27,221		↓	

82,200 mm								29
WJY (DW8B) , WJZ (DW8) ,								
403701-00-4								5 pairs
-30-4	1-5	HL	AL	59,981	63,731	20,290	↑ L O1G	1,845
-50-4				60,000	63,750		↓ L	
-80-4								
-100-4								
411101-00-2								2 pairs
-10-2		AS	CU2	67,050	83,050		↑ L G	2,330
-15-2				67,300	83,300		↓ G	
411106-00-2								2 pairs
-10-2		AS	CU2	67,050	83,050		↑ L G	2,330
-15-2				67,300	83,300		↓ L G	
433701-00-4								4 pairs
-30-4	1-4	PL	AL	49,984	53,695	20,050	↑ L	1,830
-50-4				50,000	53,708		↓ L	
-80-4								
-100-4								
443701-00-4								4 pairs
	1-4	PB	CU2	25,007	27,200	24,050	↑ O1G	1,440
				25,020	27,221		↓	

82,600 mm								30
138 C.000 , 146 B2.000 , 149 A1.000 , 149 B1.000 , 149 B2.000 , 149 B3.000 , 149 B4.000 , 149 B4.046 , 149 B5.046 , 160 A7.000 , 176 B3.000 , 831 D1.000 ,								
412002-00-1								1 pair
-10-1		AS	CU2	59,000	73,600		↑ G	2,360
-15-1				59,250	73,850		↓ G	

82,600 mm								31
146 D7.000 , 154 B.000 , 154 C6.000 , 154 D1.000 , 160 A6.000 , 160 A6.046 , 160 B6.046 , 160 D1.000 , 176 A3.000 , 176 A5.000 , 176 B7.000 , 178 C9.066 , 230 A2.000 , 230 A3.000 , 230 A4.000 , 280 A1.000 ,								
412002-00-1								1 pair
-10-1		AS	CU2	59,000	73,600		↑ G	2,360
-15-1				59,250	73,850		↓ G	
430101-00-4								4 pairs
-25-4	1-4	PL	AL	50,787	53,901	19,500	↑ L	1,534
-50-4				50,807	53,913		↓ L	



83,000 mm **32**

198 A5.000 , 198 A8.000 , 250 A1.000 , 250 A2.000 , 263 A1.000 , 844 A2.000 , 939 B5.000 , 940 A5.000 ,

403507-00-4 **5 pairs**

1-5	HL	CU3	59,986 60,000	63,705 63,718	20,750	↑ LO2G ↓ L	1,844
-----	----	-----	------------------	------------------	--------	---------------	-------

403515-00-4 **5 pairs**

-25-4 -50-4	1-5	HL	AL	59,986 60,000	63,705 63,718	20,750	↑ LO2G ↓ L	1,844
----------------	-----	----	----	------------------	------------------	--------	---------------	-------

412004-00-1 **1 pair**

-10-1 -15-1	1	AS	AL	67,785 68,040	82,425 85,677	↑ G ↓ G	2,485
----------------	---	----	----	------------------	------------------	------------	-------

83,000 mm **33**

138 A5.000 , 138 B5.000 , 138 B6.000 ,

412002-00-1 **1 pair**

-10-1 -15-1		AS	CU2	59,000 59,250	73,600 73,850	↑ G ↓ G	2,360
----------------	--	----	-----	------------------	------------------	------------	-------

83,000 mm **34**

D8B (XUD9TE) , D8B , DHX (XUD9TE) , DHX (XUD9TF/L) ,

403701-00-4 **5 pairs**

-30-4 -50-4 -80-4 -100-4	1-5	HL	AL	59,981 60,000	63,731 63,750	20,290	↑ LO1G ↓ L	1,845
-----------------------------------	-----	----	----	------------------	------------------	--------	---------------	-------

413701-00-2 **2 pairs**

-10-2 -15-2	1-2	AS	AL	67,050 67,300	83,050 83,300	↑ G ↓ L	G G	1,880
----------------	-----	----	----	------------------	------------------	------------	--------	-------

433706-00-4 **4 pairs**

-30-4 -50-4 -80-4	1-4	PL	CU3	49,984 50,000	53,695 53,708	20,000	↑ L ↓ L	1,838
-------------------------	-----	----	-----	------------------	------------------	--------	------------	-------

443702-00-4 **4 pairs**

	1-4	PB	CU2	28,007 28,020	30,200 30,221	23,100	↑ O1G ↓	1,500
--	-----	----	-----	------------------	------------------	--------	------------	-------

83,000 mm **35**

DHX

403701-00-4 **5 pairs**

-30-4 -50-4 -80-4 -100-4	1-5	HL	AL	59,981 60,000	63,731 63,750	20,290	↑ LO1G ↓ L	1,845
-----------------------------------	-----	----	----	------------------	------------------	--------	---------------	-------

433706-00-4 **4 pairs**

-30-4 -50-4 -80-4	1-4	PL	CU3	49,984 50,000	53,695 53,708	20,000	↑ L ↓ L	1,838
-------------------------	-----	----	-----	------------------	------------------	--------	------------	-------

443702-00-4 **4 pairs**

	1-4	PB	CU2	28,007 28,020	30,200 30,221	23,100	↑ O1G ↓	1,500
--	-----	----	-----	------------------	------------------	--------	------------	-------



83,000 mm	36
------------------	-----------

D9B (XUD9A) , DJY (XUD9) , DJY ,									
403701-00-4									5 pairs
-30-4	1-5	HL	AL	59,981	63,731	20,290	↑ LO1G	1,845	
-50-4				60,000	63,750		↓ L		
-80-4									
-100-4									
411101-00-2									2 pairs
-10-2		AS	CU2	67,050	83,050		↑ L G	2,330	
-15-2				67,300	83,300		↓ G		
433701-00-4									4 pairs
-30-4	1-4	PL	AL	49,984	53,695	20,050	↑ L	1,830	
-50-4				50,000	53,708		↓ L		
-80-4									
-100-4									
443701-00-4									4 pairs
	1-4	PB	CU2	25,007	27,200	24,050	↑ O1G	1,440	
				25,020	27,221		↓		

83,000 mm	37
------------------	-----------

LFW (XU7JP)									
401109-00-4									5 pairs
-30-4	1-5	HL	AL	59,990	63,718	20,290	↑ LO1G	1,845	
-50-4				60,000	63,727		↓ LO1		
411101-00-2									2 pairs
-10-2		AS	CU2	67,050	83,050		↑ L G	2,330	
-15-2				67,300	83,300		↓ G		
431115-00-4									4 pairs
-30-4	1-4	PL	AL	44,975	48,655	22,500	↑ LO1	1,825	
-50-4				44,991	48,671		↓ LO1		

84,000 mm	38
------------------	-----------

124 B3.000 , 131 A1.000 , 131 AB.1A.0 , 131 B1.000 , 131 B2.000 , 131 C2.000 , 131 C3.000 , 131 C4.000 , 132 A1.000 , 132 AB.000 , 132 AB.1A.0 , 132 AC1.000 , 132 AZ2.000 , 132 B.000 , 132 B1.000 , 132 B2.000 , 132 BB.1A 0 , 132 C.000 , 132 C1.000 , 132 C2.000 , 132 C2.031 , 132 C2.040 , 132 C3.000 , 132 C3.031 , 132 C3.040 , 132 C6.000 , 132 CB.0A.0 , 132 CB.1A , 132 D.000 , 132 D1.000 , 132 DB.2A.O , 138 AR.000 , 138 AR.048 , 138 AR1.000 , 138 AR2.000 , 149 A.000 , 149 A2.000 , 149 A4.000 , 149 C2.000 , 149 C2.046 , 149 C3.000 , 149 E1.011 , 154 A.048 , 154 A1.000 , 154 A2.000 , 154 C4.000 , 154 C4.046 , 154 C5.000 , 159 A5.046 , 159 A6.046 , 159 B2.011 , 6132 AZ 2.000 , 834 B.000 , 834 B.048 , 834 B.146 , 834 C.146 ,									
412002-00-1									1 pair
-10-1		AS	CU2	59,000	73,600		↑ G	2,360	
-15-1				59,250	73,850		↓ G		

84,000 mm	39
------------------	-----------

154 C3.000 , 154 C3.046 , 154 E1.000 , 160 A5.000 , 160 A8.046 , 175 A1.000 , 836 A3.000 , 836 A3.011 ,									
412002-00-1									1 pair
-10-1		AS	CU2	59,000	73,600		↑ G	2,360	
-15-1				59,250	73,850		↓ G		
430101-00-4									4 pairs
-25-4	1-4	PL	AL	50,787	53,901	19,500	↑ L	1,534	
-50-4				50,807	53,913		↓ L		

84,000 mm	40
------------------	-----------

159 A4.000 , 159 A4.046 , 835 C2.000 , 835 C4.000 , 836 A5.000 , 836 A6.000 ,									
412002-00-1									1 pair
-10-1		AS	CU2	59,000	73,600		↑ G	2,360	
-15-1				59,250	73,850		↓ G		
443802-00-4									4 pairs
	1-4	PB	CU2	28,002	30,000	25,250	↑ O1	1,200	
				28,010	30,021		↓		



84,000 mm **41**

169 B

401104-00-4										5 pairs
-30-4	1	HL	AL	59,401	63,227	29,500	↑ LO1G	1,888	1 pair	
-50-4				59,416	63,246		↓ LO1G			
-80-4										
-100-4	2	HL	AL	58,548	62,384	21,500	↑ LO1	1,888	1 pair	
-125-4				58,573	62,403		↓ LO1			
-150-4	3	HL	AL	57,174	61,000	29,500	↑ LO1G	1,888	1 pair	
				57,189	61,019		↓ LO1G			
	4	HL	AL	56,140	59,976	21,500	↑ LO1	1,888	1 pair	
				56,165	59,995		↓ LO1			
	5	HL	AL	54,905	58,731	29,350	↑ LO1G	1,888	1 pair	
				54,920	58,750		↓ LO1G			
401105-00-4										5 pairs
-30-4	1	HL	AL	59,401	63,227	29,500	↑ LO2G	1,900	1 pair	
-50-4				59,416	63,246		↓ L			
-80-4										
-100-4	2	HL	AL	58,548	62,384	21,500	↑ LO2G	1,900	1 pair	
-125-4				58,573	62,403		↓ LO1			
	3	HL	AL	57,174	61,000	29,500	↑ LO1G	1,900	1 pair	
				57,189	61,019		↓ L			
	4	HL	AL	56,140	59,976	21,500	↑ LO2G	1,900	1 pair	
				56,165	59,995		↓ LO1			
	5	HL	AL	54,905	58,731	29,350	↑ LO1G	1,900	1 pair	
				54,920	58,750		↓ L			
431105-00-4										4 pairs
-30-4	1-4	PL	AL	49,975	53,655	23,400	↑ LO1	1,818		
-50-4				49,991	53,674		↓ LO1			
-80-4										
-100-4										
-125-4										
-150-4										

84,000 mm **42**

XM7T

401105-00-4										5 pairs
-30-4	1	HL	AL	59,401	63,227	29,500	↑ LO2G	1,900	1 pair	
-50-4				59,416	63,246		↓ L			
-80-4										
-100-4	2	HL	AL	58,548	62,384	21,500	↑ LO2G	1,900	1 pair	
-125-4				58,573	62,403		↓ LO1			
	3	HL	AL	57,174	61,000	29,500	↑ LO1G	1,900	1 pair	
				57,189	61,019		↓ L			
	4	HL	AL	56,140	59,976	21,500	↑ LO2G	1,900	1 pair	
				56,165	59,995		↓ LO1			
	5	HL	AL	54,905	58,731	29,350	↑ LO1G	1,900	1 pair	
				54,920	58,750		↓ L			
431105-00-4										4 pairs
-30-4	1-4	PL	AL	49,975	53,655	23,400	↑ LO1	1,818		
-50-4				49,991	53,674		↓ LO1			
-80-4										
-100-4										
-125-4										
-150-4										



Type

85,000 mm

43

P8C

403701-00-4								5 pairs
-30-4	1-5	HL	AL	59,981	63,731	20,290	↑ LO1G	1,845
-50-4				60,000	63,750		↓ L	
-80-4								
-100-4								
413701-00-2								2 pairs
-10-2	1-2	AS	AL	67,050	83,050		↑ G	1,880
-15-2				67,300	83,300		↓ L G	

85,000 mm

44

RFH (EW10A), RFN (EW10J4),

431115-00-4								4 pairs
-30-4	1-4	PL	AL	44,975	48,655	22,500	↑ LO1	1,825
-50-4				44,991	48,671		↓ LO1	

85,000 mm

45

DW10BTED4, RH02, RHH, RHK (DW10UTED4), RHK, RHM (DW10ATED4), RHR, RHW (DW10ATED4), RHZ,

403701-00-4								5 pairs
-30-4	1-5	HL	AL	59,981	63,731	20,290	↑ LO1G	1,845
-50-4				60,000	63,750		↓ L	
-80-4								
-100-4								
411101-00-2								2 pairs
-10-2		AS	CU2	67,050	83,050		↑ L G	2,330
-15-2				67,300	83,300		↓ G	
431106-00-4								4 pairs
-30-4	1-4	PL	CU3	49,984	53,695	20,000	↑ L	1,838
-50-4			↓ AL	50,000	53,708		↓ L	
-80-4								
-100-4								
441103-00-4								4 pairs
	1-4	PB	CU2	27,997	30,200	24,050	↑ O G	1,300
				28,000	30,225		↓	

85,000 mm

46

RHV

411101-00-2								2 pairs
-10-2		AS	CU2	67,050	83,050		↑ L G	2,330
-15-2				67,300	83,300		↓ G	
431106-00-4								4 pairs
-30-4	1-4	PL	CU3	49,984	53,695	20,000	↑ L	1,838
-50-4			↓ AL	50,000	53,708		↓ L	
-80-4								
-100-4								
441103-00-4								4 pairs
	1-4	PB	CU2	27,997	30,200	24,050	↑ O G	1,300
				28,000	30,225		↓	



85,000 mm								47	
4HP, 4HR, 4HS, 4HT (DW12BTED4), 4HW (DW12ATED4), 4HX (DW12TED4), RHX,									
403701-00-4								5 pairs	
-30-4	1-5	HL	AL	59,981	63,731	20,290	↑ LO1G	1,845	
-50-4				60,000	63,750		↓ L		
-80-4									
-100-4									
411101-00-2								2 pairs	
-10-2		AS	CU2	67,050	83,050		↑ L G	2,330	
-15-2				67,300	83,300		↓ G		
431106-00-4								4 pairs	
-30-4	1-4	PL	CU3	49,984	53,695	20,000	↑ L	1,838	
-50-4			↓ AL	50,000	53,708		↓ L		
-80-4									
-100-4									
86,000 mm								48	
4HG (PUMA C), 4HH (PUMA C), 4HJ (PUMA C), 4HU (P22DTE), 4HV (P22DTE),									
402102-00-4								5 pairs	
-25-4	1	HL	AL	69,940	74,520	19,580	↑ O2G	2,250	1 pair
-50-4				69,940	74,520		↓		
	2,4,5	HL	AL	64,940	69,520	24,080	↑ O2G	2,250	3 pairs
				64,940	69,520	↓ 23,280	↓		
	3	FL	AL	69,940	74,520	30,150	↑ O2G	2,250	1 pair
		↓ HL		69,940	74,520	↓ 23,280	↓		
432106-00-4								4 pairs	
-25-4	1-4	PL	CU3	52,980	55,996	24,450		1,487	
-50-4				53,000	56,016				
86,000 mm								49	
4HV									
432106-00-4								4 pairs	
-25-4	1-4	PL	CU3	52,980	55,996	24,450		1,487	
-50-4				53,000	56,016				
86,000 mm								50	
RFL									
413701-00-2								2 pairs	
-10-2	1-2	AS	AL	67,050	83,050		↑ G	1,880	
-15-2				67,300	83,300		↓ L G		
86,000 mm								51	
RFL (XU10J2U), RFU (XU10J2C), RFV, RFW,									
403701-00-4								5 pairs	
-30-4	1-5	HL	AL	59,981	63,731	20,290	↑ LO1G	1,845	
-50-4				60,000	63,750		↓ L		
-80-4									
-100-4									
413701-00-2								2 pairs	
-10-2	1-2	AS	AL	67,050	83,050		↑ G	1,880	
-15-2				67,300	83,300		↓ L G		



86,000 mm 52

RGX (XU10J2CTE)

403701-00-4 5 pairs

-30-4	1-5	HL	AL	59,981	63,731	20,290	↑ LO1G	1,845	
-50-4				60,000	63,750		↓ L		
-80-4									
-100-4									

413701-00-2 2 pairs

-10-2	1-2	AS	AL	67,050	83,050		↑ G	1,880	
-15-2				67,300	83,300		↓ L G		

433711-00-4 4 pairs

-30-4	1-4	PL	AL	49,985	53,691	20,300	↑ LO1	1,836	
-50-4				50,000	53,710		↓ LO1		

86,400 mm 53

128 A5.000 , 138 A2.000 , 138 A4.000 , 138 AS.000 , 138 B3.000 , 138 B3.011 , 138 B3.048 , 138 BS.031 , 138 C.048 , 138 C2.048 , 138 C3.048 , 149 A5.000 , 149 A5.046 , 149 C1.000 ,

400101-00-4 5 pairs

-25-4	1,2,4,5	HL	AL	52,982	56,705	20,750	↑ LO2G	1,843	4 pairs
-50-4				53,000	56,718		↓ LO2G		
	3	HL	AL	52,982	56,705	20,750	↑ LO2	1,838	1 pair
				53,000	56,718		↓ LO2		

88,000 mm 54

8144.65

403806-00-4 * 5 pairs

-25-4	1-4	HL	CU3	76,187	80,586	24,990	↑ LO1G	2,172	4 pairs
-50-4				76,200	80,607		↓ L		
	5	FL	CU3	76,187	80,586	31,950	↑ LO1G	2,172	1 pair
				76,200	80,607		↓ L		

88,000 mm 55

F1AE0481C , F1AE0481D , F1AE0481N , F1AE0481T , F1AE3481D , F1AE3481E , F1AE3481G , F1AGL411B , F1AGL411C , F1AGL411D ,

402002-00-4 5 pairs

-25-4	1,2,4	HL	AL	71,182	75,577	27,000	↑ LO1G	2,174	3 pairs
-50-4				71,208	75,614		↓ L		
	3	FL	AL	71,182	75,577	30,960	↑ LO1G	2,174	1 pair
		↓ HL		71,208	75,614		↓ L		
	5	HL	AL	76,182	80,588	27,000	↑ LO1G	1,174	1 pair
				76,208	80,614		↓ L		

432002-00-4 4 pairs

-25-4	1-4	PL	CU2	59,015	62,833	23,750	↑ L	1,884	
-50-4				59,038	62,848		↓ L		

88,000 mm 56

F1AGL411A

432002-00-4 4 pairs

-25-4	1-4	PL	CU2	59,015	62,833	23,750	↑ L	1,884	
-50-4				59,038	62,848		↓ L		



88,000 mm							57			
170 B , 170 D , XN 1T ,										
401104-00-4										5 pairs
-30-4	1	HL	AL	59,401	63,227	29,500	↑ LO1G	1,888	1 pair	
-50-4				59,416	63,246		↓ LO1G			
-80-4										
-100-4	2	HL	AL	58,548	62,384	21,500	↑ LO1	1,888	1 pair	
-125-4				58,573	62,403		↓ LO1			
-150-4	3	HL	AL	57,174	61,000	29,500	↑ LO1G	1,888	1 pair	
				57,189	61,019		↓ LO1G			
	4	HL	AL	56,140	59,976	21,500	↑ LO1	1,888	1 pair	
				56,165	59,995		↓ LO1			
	5	HL	AL	54,905	58,731	29,350	↑ LO1G	1,888	1 pair	
				54,920	58,750		↓ LO1G			
401105-00-4										5 pairs
-30-4	1	HL	AL	59,401	63,227	29,500	↑ LO2G	1,900	1 pair	
-50-4				59,416	63,246		↓ L			
-80-4										
-100-4	2	HL	AL	58,548	62,384	21,500	↑ LO2G	1,900	1 pair	
-125-4				58,573	62,403		↓ LO1			
	3	HL	AL	57,174	61,000	29,500	↑ LO1G	1,900	1 pair	
				57,189	61,019		↓ L			
	4	HL	AL	56,140	59,976	21,500	↑ LO2G	1,900	1 pair	
				56,165	59,995		↓ LO1			
	5	HL	AL	54,905	58,731	29,350	↑ LO1G	1,900	1 pair	
				54,920	58,750		↓ L			
431105-00-4										4 pairs
-30-4	1-4	PL	AL	49,975	53,655	23,400	↑ LO1	1,818		
-50-4				49,991	53,674		↓ LO1			
-80-4										
-100-4										
-125-4										
-150-4										
90,000 mm							58			
B22615										
431108-00-4										4 pairs
-25-4	1-4	PL	AL	53,990	57,675	24,500	↑ LO1G	1,826		
-50-4				54,005	57,685		↓ LO1			
-75-4										
441104-00-4										4 pairs
	1-4	PB	CU2	30,008	33,000	31,900	↑ O2	1,800		
				30,014	33,033		↓			
91,100 mm							59			
4D56										
408701-00-4										5 pairs
-25-4	1,2,4,5	HL	AL	65,979	69,999	25,130	↑ LO2G	1,990	4 pairs	
-50-4				65,999	70,020		↓ L			
-75-4	3	FL	AL	65,979	69,999	30,950	↑ LO2	1,990	1 pair	
				65,999	70,020		↓ LO2			
438703-00-4										4 pairs
-25-4	1-4	PL	AL	52,980	56,020	25,130	↑ L	1,493		
-50-4				52,980	56,020		↓ L			
-75-4										



93,000 mm **60**

8140.27.2100 , 8140.27S.3700 , 8140.27 , 8140.47.3700 , 8140.47R.2210 , 8140.47R , 8140.47 , 8140.61.204 , 8140.61 , 8140.67.2700 , 8140.67 , 8142.61 , 8144.21.220 , 8144.21 , 8144.61.200 , 8144.61.500.81 , 8144.61 , 8144.67.220 , 8144.67 , 8144.81.2000 , 8144.91.2000 , 8144.97 S , 8144.97 Y , 8144.97.2200 , 8144.97.2400 , 8144.97.2500 , 8144.97 ,

403806-00-4 *										5 pairs
-25-4	1-4	HL	CU3	76,187	80,586	24,990	↑ LO1G	2,172	4 pairs	
-50-4				76,200	80,607		↓ L			
	5	FL	CU3	76,187	80,586	31,950	↑ LO1G	2,172	1 pair	
				76,200	80,607		↓ L			
433807-00-4										4 pairs
-25-4	1-4	PL	CU3	56,520	60,333	24,700	↑ L	1,870		
-50-4				56,535	60,345		↓ L			
433815-00-4										4 pairs
-25-4	1-4	PL	CU3	56,520	60,333	24,700	↑ LO1	1,870		
-50-4				56,535	60,345		↓ LO1			

93,000 mm **61**

B 25.637 , CRD93L (U25-661) ,

401107-00-4										5 pairs
-25-4	1-5	HL	AL	67,035	71,695	28,700	↑ LO2G	2,317		
-50-4				67,050	71,705		↓ LO2G			
-75-4										
431108-00-4										4 pairs
-25-4	1-4	PL	AL	53,990	57,675	24,500	↑ LO1G	1,826		
-50-4				54,005	57,685		↓ LO1			
-75-4										
441104-00-4										4 pairs
	1-4	PB	CU2	30,008	33,000	31,900	↑ O2	1,800		
				30,014	33,033		↓			

94,400 mm **62**

8140.23.2200

401108-00-4										5 pairs
-25-4	1-4	HL	CU3	80,182	84,588	23,800	↑ LO1G	2,164	4 pairs	
-50-4				80,208	84,614		↓ L			
	5	FL	CU3	86,182	90,588	30,950	↑ LO1G	2,164	1 pair	
				86,208	90,614		↓ L			

94,400 mm **63**

8140.43N , 8140.43S , 8140.43 , 8140.63 ,

401108-00-4										5 pairs
-25-4	1-4	HL	CU3	80,182	84,588	23,800	↑ LO1G	2,164	4 pairs	
-50-4				80,208	84,614		↓ L			
	5	FL	CU3	86,182	90,588	30,950	↑ LO1G	2,164	1 pair	
				86,208	90,614		↓ L			
433807-00-4										4 pairs
-25-4	1-4	PL	CU3	56,520	60,333	24,700	↑ L	1,870		
-50-4				56,535	60,345		↓ L			

95,000 mm **64**

8030.00 , 8035.01 ,

402003-00-1										1 pair
		HL	CU2	76,187	80,587	25,000	↑ LO1G	2,172		
				76,200	80,607		↓ L			
432003-00-4										4 pairs
-25-4	1-4	PL	CU2	58,730	62,408	28,700	↑ LO1	1,816		
-50-4				58,743	62,420		↓ LO1			



95,000 mm										65
8040.00										
402003-00-1										
		HL	CU2	76,187 76,200	80,587 80,607	25,000	↑ LO1G ↓ L	2,172	1 pair	
402003-00-4										
-25-4	1,5	HL	CU2	76,187 76,200	80,587 80,607	25,000	↑ LO1G ↓ L	2,172	5 pairs	
-50-4										
-75-4										
432003-00-4										
-25-4	1-4	PL	CU2	58,730 58,743	62,408 62,420	28,700	↑ LO1 ↓ LO1	1,816	4 pairs	
-50-4										
95,800 mm										66
F1CE0441A, F1CE0481D, F1CE3481E, F1CE3481M, F1CE3481N, F1CFA401A,										
402002-00-4										
-25-4	1,2,4	HL	AL	71,182 71,208	75,577 75,614	27,000	↑ LO1G ↓ L	2,174	3 pairs	
-50-4										
	3	FL ↓ HL	AL	71,182 71,208	75,577 75,614	30,960	↑ LO1G ↓ L	2,174	1 pair	
	5	HL	AL	76,182 76,208	80,588 80,614	27,000	↑ LO1G ↓ L	1,174	1 pair	
100,000 mm										67
8030.02, 8035.02, 8060.02.000, 8060.02.001, 8060.02.003, 8060.02.070, 8060.12.031, 8065.02.007, 8065.02.200, 8065.02.207, 8065.02.217,										
402003-00-1										
		HL	CU2	76,187 76,200	80,587 80,607	25,000	↑ LO1G ↓ L	2,172	1 pair	
432003-00-4										
-25-4	1-4	PL	CU2	58,730 58,743	62,408 62,420	28,700	↑ LO1 ↓ LO1	1,816	4 pairs	
-50-4										
100,000 mm										68
8035.06.200, 8035.06.206, 8035.06.208, 8035.06.216, 8035.06.220, 8035.06.222, 8035.06.223, 8035.06.306, 8035.06.307, 8035.06.308, 8035.06.309, 8035.06.317, 8035.06.320, 8035.06.321, 8035.06.322, 8035.06.323,										
402009-00-4										
-25-4	1-5	HL	CU2	79,791 79,810	84,200 84,230	25,000	↑ LO1 ↓ L	2,179	5 pairs	
-50-4										
-75-4										
412005-00-2										
	1-2	AS	CU2	87,779 88,033	111,510 111,764		↑ L G ↓ G	3,429	2 pairs	
442001-00-4										
	1-4	PB	CU2	38,005 38,012	41,846 41,884	34,800	↑ O1G ↓	2,250	4 pairs	
100,000 mm										69
8040.02										
402003-00-1										
		HL	CU2	76,187 76,200	80,587 80,607	25,000	↑ LO1G ↓ L	2,172	1 pair	
402003-00-4										
-25-4	1,5	HL	CU2	76,187 76,200	80,587 80,607	25,000	↑ LO1G ↓ L	2,172	5 pairs	
-50-4										
-75-4										



100,000 mm **70**

8040.02.041 , 8040.02.267 , 8040.02.300 , 8040.02.360 , 8040.02.367 ,

402003-00-1 **1 pair**

HL	CU2	76,187 76,200	80,587 80,607	25,000	↑ LO1G ↓ L	2,172
----	-----	------------------	------------------	--------	---------------	-------

402003-00-4 **5 pairs**

-25-4	1,5	HL	CU2	76,187 76,200	80,587 80,607	25,000	↑ LO1G ↓ L	2,172
-50-4								
-75-4								

432003-00-4 **4 pairs**

-25-4	1-4	PL	CU2	58,730 58,743	62,408 62,420	28,700	↑ LO1 ↓ LO1	1,816
-50-4								

100,000 mm **71**

8045.02

432003-00-4 **4 pairs**

-25-4	1-4	PL	CU2	58,730 58,743	62,408 62,420	28,700	↑ LO1 ↓ LO1	1,816
-50-4								

100,000 mm **72**

8045.06.200 , 8045.06.208 , 8045.06.213 , 8045.06.225 , 8045.06.319 , 8045.06.326 ,

402009-00-4 **5 pairs**

-25-4	1-5	HL	CU2	79,791 79,810	84,200 84,230	25,000	↑ LO1 ↓ L	2,179
-50-4								
-75-4								

412005-00-2 **2 pairs**

1-2	AS	CU2	87,779 88,033	111,510 111,764		↑ L G ↓ G	3,429
-----	----	-----	------------------	--------------------	--	--------------	-------

432009-00-4 **4 pairs**

-25-4	1-4	PL	CU2	63,725 63,744	67,407 67,422	28,700	↑ L G ↓ L	1,815
-50-4								
-75-4								

432016-00-4 **4 pairs**

-25-4	1-4	PL	CU2	63,725 63,744	67,407 67,422	28,700	↑ L ↓ L	1,815
-------	-----	----	-----	------------------	------------------	--------	------------	-------

442001-00-4 **4 pairs**

1-4	PB	CU2	38,005 38,012	41,846 41,884	34,800	↑ O1G ↓	2,250
-----	----	-----	------------------	------------------	--------	------------	-------



100,000 mm								73	
8045.06.214 , 8045.06.215 ,									
402009-00-4 5 pairs									
-25-4	1-5	HL	CU2	79,791	84,200	25,000	↑ LO1		2,179
-50-4				79,810	84,230		↓ L		
-75-4									
402015-00-4 5 pairs									
-25-4	1-5	HL	CU3	79,781	84,200	24,990	↑ LO1G		2,178
				79,791	84,230		↓ L		
402015-00-6 7 pairs									
	1-7	HL	CU3	79,781	84,200	24,990	↑ LO1G		2,178
				79,791	84,230		↓ L		
412005-00-2 2 pairs									
	1-2	AS	CU2	87,779	111,510		↑ L G		3,429
				88,033	111,764		↓ G		
432009-00-4 4 pairs									
-25-4	1-4	PL	CU2	63,725	67,407	28,700	↑ L G		1,815
-50-4				63,744	67,422		↓ L		
-75-4									
432016-00-4 4 pairs									
-25-4	1-4	PL	CU2	63,725	67,407	28,700	↑ L		1,815
				63,744	67,422		↓ L		
442001-00-4 4 pairs									
	1-4	PB	CU2	38,005	41,846	34,800	↑ O1G		2,250
				38,012	41,884		↓		
100,000 mm								74	
8060.12									
402003-00-1 1 pair									
		HL	CU2	76,187	80,587	25,000	↑ LO1G		2,172
				76,200	80,607		↓ L		
100,000 mm								75	
8065.06.000 , 8065.06.230 , 8065.06.300 ,									
402009-00-4 5 pairs									
-25-4	1-5	HL	CU2	79,791	84,200	25,000	↑ LO1		2,179
-50-4				79,810	84,230		↓ L		
-75-4									
412005-00-2 2 pairs									
	1-2	AS	CU2	87,779	111,510		↑ L G		3,429
				88,033	111,764		↓ G		
432016-00-6 6 pairs									
-25-6	1-6	PL	CU2	63,725	67,407	28,700	↑ L		1,815
				63,744	67,422		↓ L		
442001-00-4 4 pairs									
	1-4	PB	CU2	38,005	41,846	34,800	↑ O1G		2,250
				38,012	41,884		↓		



100,000 mm	76
-------------------	-----------

8065.06.200 , 8065.06.220 ,

402009-00-4									5 pairs
-25-4	1-5	HL	CU2	79,791	84,200	25,000	↑ LO1	2,179	
-50-4				79,810	84,230		↓ L		
-75-4									
402015-00-4									5 pairs
-25-4	1-5	HL	CU3	79,781	84,200	24,990	↑ LO1G	2,178	
				79,791	84,230		↓ L		
402015-00-6									7 pairs
	1-7	HL	CU3	79,781	84,200	24,990	↑ LO1G	2,178	
				79,791	84,230		↓ L		
412005-00-2									2 pairs
	1-2	AS	CU2	87,779	111,510		↑ L G	3,429	
				88,033	111,764		↓ G		
432016-00-6									6 pairs
-25-6	1-6	PL	CU2	63,725	67,407	28,700	↑ L	1,815	
				63,744	67,422		↓ L		
442001-00-4									4 pairs
	1-4	PB	CU2	38,005	41,846	34,800	↑ O1G	2,250	
				38,012	41,884		↓		

103,000 mm	77
-------------------	-----------

8035.04.265 , 8035.04.270 , 8035.04.272 , 8035.04.300 , 8035.04.359 , 8035.04.370 , 8035.04.376 , 8035.04.377 , 8035.04.378 , 8055.04.200 , 8055.04.205 , 8055.04.250 , 8060.04.000 , 8060.04.051 , 8060.04.052 , 8060.04.055 , 8060.04.060 , 8060.04.070 , 8060.04.620 , 8060.04.621 , 8060.04.630 , 8060.04.639 , 8060.04.658 , 8060.04.660 , 8060.04.661 , 8060.04.662 , 8060.04.669 , 8060.04.670 , 8060.04.672 , 8060.04.675 , 8060.04.689 , 8060.24.601 , 8060.24.643 , 8060.24.652 , 8060.24.661 , 8060.24.662 , 8060.24.664 , 8060.24.670 , 8060.24.671 , 8060.24.673 , 8060.24.678 , 8062.24.070 , 8065.04.089 , 8065.04.095 , 8065.04.097 , 8065.04.200 , 8065.04.217 , 8065.04.270 , 8065.24.000 , 8065.24.091 , 8065.24.092 , 8065.24.098 , 8065.24.300 ,

402003-00-1									1 pair
		HL	CU2	76,187	80,587	25,000	↑ LO1G	2,172	
				76,200	80,607		↓ L		
432003-00-4									4 pairs
-25-4	1-4	PL	CU2	58,730	62,408	28,700	↑ LO1	1,816	
-50-4				58,743	62,420		↓ LO1		

103,000 mm	78
-------------------	-----------

8040.04.200 , 8040.04.280 , 8045.04.189 , 8045.04.270 , 8045.04.275 , 8045.04.276 , 8045.04.277 , 8045.04.293 , 8045.04.300 , 8045.04.359 , 8045.04.370 , 8045.04.376 , 8045.04.377 ,

402003-00-1									1 pair
		HL	CU2	76,187	80,587	25,000	↑ LO1G	2,172	
				76,200	80,607		↓ L		
402003-00-4									5 pairs
-25-4	1,5	HL	CU2	76,187	80,587	25,000	↑ LO1G	2,172	
-50-4				76,200	80,607		↓ L		
-75-4									
432003-00-4									4 pairs
-25-4	1-4	PL	CU2	58,730	62,408	28,700	↑ LO1	1,816	
-50-4				58,743	62,420		↓ LO1		



103,000 mm **79**

8060.25.4600

402009-00-4 5 pairs									
-25-4	1-5	HL	CU2	79,791	84,200	25,000	↑ LO1		2,179
-50-4				79,810	84,230		↓ L		
-75-4									
402015-00-4 5 pairs									
-25-4	1-5	HL	CU3	79,781	84,200	24,990	↑ LO1G		2,178
				79,791	84,230		↓ L		
402015-00-6 7 pairs									
	1-7	HL	CU3	79,781	84,200	24,990	↑ LO1G		2,178
				79,791	84,230		↓ L		
412005-00-2 2 pairs									
	1-2	AS	CU2	87,779	111,510		↑ L G		3,429
				88,033	111,764		↓ G		
432016-00-6 6 pairs									
-25-6	1-6	PL	CU2	63,725	67,407	28,700	↑ L		1,815
				63,744	67,422		↓ L		
442001-00-4 4 pairs									
	1-4	PB	CU2	38,005	41,846	34,800	↑ O1G		2,250
				38,012	41,884		↓		

104,000 mm **80**

8035.05.214 , 8035.05.215 ,

412004-00-1 1 pair									
-10-1	1	AS	AL	67,785	82,425		↑ G		2,485
-15-1				68,040	85,677		↓ G		
412005-00-2 2 pairs									
	1-2	AS	CU2	87,779	111,510		↑ L G		3,429
				88,033	111,764		↓ G		

104,000 mm **81**

8040.05.200 , 8040.05.230 , 8040.05.4990 ,

402009-00-4 5 pairs									
-25-4	1-5	HL	CU2	79,791	84,200	25,000	↑ LO1		2,179
-50-4				79,810	84,230		↓ L		
-75-4									
412005-00-2 2 pairs									
	1-2	AS	CU2	87,779	111,510		↑ L G		3,429
				88,033	111,764		↓ G		
432009-00-4 4 pairs									
-25-4	1-4	PL	CU2	63,725	67,407	28,700	↑ L G		1,815
-50-4				63,744	67,422		↓ L		
-75-4									
432016-00-4 4 pairs									
-25-4	1-4	PL	CU2	63,725	67,407	28,700	↑ L		1,815
				63,744	67,422		↓ L		
442001-00-4 4 pairs									
	1-4	PB	CU2	38,005	41,846	34,800	↑ O1G		2,250
				38,012	41,884		↓		



Type

104,000 mm

82

8040.25.000 , 8040.25.200 , 8040.25.220 , 8040.25.230 , 8040.25B.4200 (LTC) , 8040.25X.4000 , 8040.45.4000 (TCA) , 8040.45.4180 (TCA) , 8040.45.5200 , 8040.45.5281 , 8040.45D.5100 , 8040.45D.5103 ,

402009-00-4								5 pairs
-25-4	1-5	HL	CU2	79,791	84,200	25,000	↑ LO1	2,179
-50-4				79,810	84,230		↓ L	
-75-4								
402015-00-4								5 pairs
-25-4	1-5	HL	CU3	79,781	84,200	24,990	↑ LO1G	2,178
				79,791	84,230		↓ L	
402015-00-6								7 pairs
	1-7	HL	CU3	79,781	84,200	24,990	↑ LO1G	2,178
				79,791	84,230		↓ L	
412005-00-2								2 pairs
	1-2	AS	CU2	87,779	111,510		↑ L G	3,429
				88,033	111,764		↓ G	
432009-00-4								4 pairs
-25-4	1-4	PL	CU2	63,725	67,407	28,700	↑ L G	1,815
-50-4				63,744	67,422		↓ L	
-75-4								
432016-00-4								4 pairs
-25-4	1-4	PL	CU2	63,725	67,407	28,700	↑ L	1,815
				63,744	67,422		↓ L	
442001-00-4								4 pairs
	1-4	PB	CU2	38,005	41,846	34,800	↑ O1G	2,250
				38,012	41,884		↓	

104,000 mm

83

8040.45.261 , 8040.45.271 ,

402015-00-4								5 pairs
-25-4	1-5	HL	CU3	79,781	84,200	24,990	↑ LO1G	2,178
				79,791	84,230		↓ L	
402015-00-6								7 pairs
	1-7	HL	CU3	79,781	84,200	24,990	↑ LO1G	2,178
				79,791	84,230		↓ L	
412005-00-2								2 pairs
	1-2	AS	CU2	87,779	111,510		↑ L G	3,429
				88,033	111,764		↓ G	
432016-00-4								4 pairs
-25-4	1-4	PL	CU2	63,725	67,407	28,700	↑ L	1,815
				63,744	67,422		↓ L	
442001-00-4								4 pairs
	1-4	PB	CU2	38,005	41,846	34,800	↑ O1G	2,250
				38,012	41,884		↓	

104,000 mm

84

8045.05.000 , 8045.05.213 , 8045.05.215 , 8045.25.210 , 8045.25.310 , 8045.25.375 , 8045.25.380 , 8045.25.382 ,

402009-00-4								5 pairs
-25-4	1-5	HL	CU2	79,791	84,200	25,000	↑ LO1	2,179
-50-4				79,810	84,230		↓ L	
-75-4								
412005-00-2								2 pairs
	1-2	AS	CU2	87,779	111,510		↑ L G	3,429
				88,033	111,764		↓ G	
432016-00-4								4 pairs
-25-4	1-4	PL	CU2	63,725	67,407	28,700	↑ L	1,815
				63,744	67,422		↓ L	
442001-00-4								4 pairs
	1-4	PB	CU2	38,005	41,846	34,800	↑ O1G	2,250
				38,012	41,884		↓	

**104,000 mm** **85**

8045.05.200 , 8045.05.204 , 8045.05.216 , 8045.05.217 , 8045.05.300 , 8045.05.304 , 8045.05.308 , 8045.05.317 , 8045.05.359 , 8045.05.370 , 8045.05.376 , 8045.05.389 , 8045.05.393 , 8045.05.395 , 8045.25.370 , 8045.25.376 , 8045.25.381 , 8045.25.385 ,

402009-00-4								5 pairs
-25-4	1-5	HL	CU2	79,791	84,200	25,000	↑ LO1	2,179
-50-4				79,810	84,230		↓ L	
-75-4								
402015-00-4								5 pairs
-25-4	1-5	HL	CU3	79,781	84,200	24,990	↑ LO1G	2,178
				79,791	84,230		↓ L	
402015-00-6								7 pairs
	1-7	HL	CU3	79,781	84,200	24,990	↑ LO1G	2,178
				79,791	84,230		↓ L	
412005-00-2								2 pairs
	1-2	AS	CU2	87,779	111,510		↑ L G	3,429
				88,033	111,764		↓ G	
432016-00-4								4 pairs
-25-4	1-4	PL	CU2	63,725	67,407	28,700	↑ L	1,815
				63,744	67,422		↓ L	
442001-00-4								4 pairs
	1-4	PB	CU2	38,005	41,846	34,800	↑ O1G	2,250
				38,012	41,884		↓	

104,000 mm **86**

8045.25.395

402009-00-4								5 pairs
-25-4	1-5	HL	CU2	79,791	84,200	25,000	↑ LO1	2,179
-50-4				79,810	84,230		↓ L	
-75-4								
402015-00-4								5 pairs
-25-4	1-5	HL	CU3	79,781	84,200	24,990	↑ LO1G	2,178
				79,791	84,230		↓ L	
402015-00-6								7 pairs
	1-7	HL	CU3	79,781	84,200	24,990	↑ LO1G	2,178
				79,791	84,230		↓ L	
432016-00-4								4 pairs
-25-4	1-4	PL	CU2	63,725	67,407	28,700	↑ L	1,815
				63,744	67,422		↓ L	
442001-00-4								4 pairs
	1-4	PB	CU2	38,005	41,846	34,800	↑ O1G	2,250
				38,012	41,884		↓	

104,000 mm **87**

8055.05.000

402003-00-1								1 pair
		HL	CU2	76,187	80,587	25,000	↑ LO1G	2,172
				76,200	80,607		↓ L	

104,000 mm **88**

8055.05.200 , 8055.05.250 ,

402003-00-1								1 pair
		HL	CU2	76,187	80,587	25,000	↑ LO1G	2,172
				76,200	80,607		↓ L	
432003-00-4								4 pairs
-25-4	1-4	PL	CU2	58,730	62,408	28,700	↑ LO1	1,816
-50-4				58,743	62,420		↓ LO1	



104,000 mm		89
-------------------	--	-----------

8055.05.205

402003-00-1								1 pair
		HL	CU2	76,187 76,200	80,587 80,607	25,000	↑ LO1G ↓ L	2,172
412005-00-2								2 pairs
	1-2	AS	CU2	87,779 88,033	111,510 111,764		↑ L G ↓ G	3,429
432003-00-4								4 pairs
	-25-4 -50-4	1-4	PL	58,730 58,743	62,408 62,420	28,700	↑ LO1 ↓ LO1	1,816

104,000 mm		90
-------------------	--	-----------

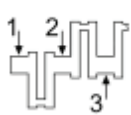
8060.05.000 , 8060.05.200 , 8060.05.246 , 8060.05.270 , 8060.05.280 , 8060.05.285 , 8060.05.289 , 8060.05.661 , 8060.05.662 , 8060.05.663 , 8060.05.673 ,

402009-00-4								5 pairs
	-25-4 -50-4 -75-4	1-5	HL	79,791 79,810	84,200 84,230	25,000	↑ LO1 ↓ L	2,179
402015-00-4								5 pairs
	-25-4	1-5	HL	79,781 79,791	84,200 84,230	24,990	↑ LO1G ↓ L	2,178
402015-00-6								7 pairs
		1-7	HL	79,781 79,791	84,200 84,230	24,990	↑ LO1G ↓ L	2,178
412005-00-2								2 pairs
		1-2	AS	87,779 88,033	111,510 111,764		↑ L G ↓ G	3,429
432003-00-4								4 pairs
	-25-4 -50-4	1-4	PL	58,730 58,743	62,408 62,420	28,700	↑ LO1 ↓ LO1	1,816
432016-00-6								6 pairs
	-25-6	1-6	PL	63,725 63,744	67,407 67,422	28,700	↑ L ↓ L	1,815
442001-00-4								4 pairs
		1-4	PB	38,005 38,012	41,846 41,884	34,800	↑ O1G ↓	2,250

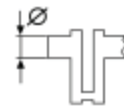
104,000 mm		91
-------------------	--	-----------

8060.25.221 , 8060.25.241 , 8060.25.243 , 8060.25.246 , 8060.25.600 , 8060.25.621 , 8060.25.630 , 8060.25.631 , 8060.25.641 , 8060.25.661 , 8060.25.662 , 8060.25.663 , 8060.25.669 , 8060.25.670 , 8060.25.673 , 8060.25.678 , 8060.25.679 , 8060.25R.4200 , 8060.25R.4280 , 8060.25V.4000 , 8060.25V.4080 , 8060.45.4100 , 8060.45.4180 , 8060.45.600 , 8060.45.6090 , 8060.45S.6000 , 8060.45S.6700 , 8060.45S.6800 , 8065.05.290 , 8065.05.295 , 8065.05.297 , 8065.05.330 ,

402009-00-4								5 pairs
	-25-4 -50-4 -75-4	1-5	HL	79,791 79,810	84,200 84,230	25,000	↑ LO1 ↓ L	2,179
402015-00-4								5 pairs
	-25-4	1-5	HL	79,781 79,791	84,200 84,230	24,990	↑ LO1G ↓ L	2,178
402015-00-6								7 pairs
		1-7	HL	79,781 79,791	84,200 84,230	24,990	↑ LO1G ↓ L	2,178
412005-00-2								2 pairs
		1-2	AS	87,779 88,033	111,510 111,764		↑ L G ↓ G	3,429
432016-00-6								6 pairs
	-25-6	1-6	PL	63,725 63,744	67,407 67,422	28,700	↑ L ↓ L	1,815
442001-00-4								4 pairs
		1-4	PB	38,005 38,012	41,846 41,884	34,800	↑ O1G ↓	2,250



Type



104,000 mm								92
8065.05.000 , 8065.05.210 , 8065.05.220 , 8065.05.300 ,								
402009-00-4								5 pairs
-25-4	1-5	HL	CU2	79,791	84,200	25,000	↑ LO1	2,179
-50-4				79,810	84,230		↓ L	
-75-4								
412005-00-2								2 pairs
	1-2	AS	CU2	87,779	111,510		↑ L G	3,429
				88,033	111,764		↓ G	
432016-00-6								6 pairs
-25-6	1-6	PL	CU2	63,725	67,407	28,700	↑ L	1,815
				63,744	67,422		↓ L	
442001-00-4								4 pairs
	1-4	PB	CU2	38,005	41,846	34,800	↑ O1G	2,250
				38,012	41,884		↓	
104,000 mm								93
8065.25.000 , 8065.25.320 ,								
402009-00-4								5 pairs
-25-4	1-5	HL	CU2	79,791	84,200	25,000	↑ LO1	2,179
-50-4				79,810	84,230		↓ L	
-75-4								
402015-00-4								5 pairs
-25-4	1-5	HL	CU3	79,781	84,200	24,990	↑ LO1G	2,178
				79,791	84,230		↓ L	
402015-00-6								7 pairs
	1-7	HL	CU3	79,781	84,200	24,990	↑ LO1G	2,178
				79,791	84,230		↓ L	
432016-00-6								6 pairs
-25-6	1-6	PL	CU2	63,725	67,407	28,700	↑ L	1,815
				63,744	67,422		↓ L	
442001-00-4								4 pairs
	1-4	PB	CU2	38,005	41,846	34,800	↑ O1G	2,250
				38,012	41,884		↓	
104,000 mm								94
8065.25.010 , 8065.25.080 ,								
402009-00-4								5 pairs
-25-4	1-5	HL	CU2	79,791	84,200	25,000	↑ LO1	2,179
-50-4				79,810	84,230		↓ L	
-75-4								
432016-00-6								6 pairs
-25-6	1-6	PL	CU2	63,725	67,407	28,700	↑ L	1,815
				63,744	67,422		↓ L	
442001-00-4								4 pairs
	1-4	PB	CU2	38,005	41,846	34,800	↑ O1G	2,250
				38,012	41,884		↓	
112,000 mm								95
8360.46B.4591								
412005-00-2								2 pairs
	1-2	AS	CU2	87,779	111,510		↑ L G	3,429
				88,033	111,764		↓ G	
115,000 mm								96
8340.05 , 8360.05.B , 8360.05 , 8365.05.500 , 8365.05.520 , 8365.05.530 , 8365.05.531 , 8365.05.555 , 8365.05.560 , 8365.05.570 , 8365.05.580 , 8365.05.590 , 8365.25.500 , 8365.25.501 , 8365.25.502 , 8365.25.503 ,								
412005-00-2								2 pairs
	1-2	AS	CU2	87,779	111,510		↑ L G	3,429
				88,033	111,764		↓ G	



120,000 mm 97

8460.21.002 , 8460.41R.723 , 8460.41S.733 ,

402012-00-6 7 pairs

1-6	HL	CU3	89,958 89,980	96,000 96,022	32,700	↑ LO1G ↓ L	2,991	6 pairs
7	HL	CU3	89,022 89,958	96,000 96,022	44,500	↑ LO1G ↓ L	2,991	1 pair

432010-00-6 6 pairs

1-6	PL	CU2	81,978 82,000	86,213 86,235	35,400	↑ L ↓ L	2,089	
-----	----	-----	------------------	------------------	--------	------------	-------	--

122,000 mm 98

8200.02.220 , 8200.12.000 , 8200.12.004 ,

412060-00-2 2 pairs

AS	AL	103,378 103,632	119,888 120,142	↑ G ↓ G	2,362
----	----	--------------------	--------------------	------------	-------

125,000 mm 99

BF 8 L 413 F

431505-00-1 1 pair

-25-1	PL	CU3	74,971 74,990	80,000 80,019	27,800		2,475
-------	----	-----	------------------	------------------	--------	--	-------

130,000 mm 100

203 A/61.000 , 203 A/61 , 203 H/61 ,

402060-00-6 7 pairs

-25-6	1	HL	CU3	92,062 92,087	96,583 96,596	54,900	↑ LO2G ↓ LO2G	2,190	1 pair
-50-6	2,3,5,6	HL	CU3	92,062 92,087	96,583 96,596	32,990	↑ LO2G ↓ LO2G	2,190	4 pairs
	4	HL	CU3	92,062 92,087	96,583 96,596	67,000	↑ LO2G ↓ LO2G	2,190	1 pair
	7	HL	CU3	92,062 92,087	96,583 96,596	70,990	↑ LO2G ↓ LO2G	2,190	1 pair

412060-00-2 2 pairs

AS	AL	103,378 103,632	119,888 120,142	↑ G ↓ G	2,362
----	----	--------------------	--------------------	------------	-------

432060-00-6 6 pairs

-25-6	1-6	PL	CU3	81,800 81,826	85,585 85,598	43,250	↑ LO1G ↓ LO1G	1,835
-------	-----	----	-----	------------------	------------------	--------	------------------	-------

442060-00-6 6 pairs

1-6	PB	CU2	47,983 47,998	53,010 53,061	50,000	↑ O1G ↓	3,200
-----	----	-----	------------------	------------------	--------	------------	-------



137,000 mm

101

8210.02.000 , 8210.02.020 , 8210.02.022 , 8210.02.032 , 8210.02.033 , 8210.02.053 , 8210.02.067 , 8210.02.069 , 8210.02.081 , 8210.02.266 , 8210.02.267 , 8210.02.290 , 8210.02.371 , 8210.02.373 , 8210.02.377 , 8210.02.385 , 8210.02.393 , 8210.02.405 , 8210.02.426 , 8210.02.440 , 8210.02.441 , 8210.02.731 , 8210.02.791 , 8210.02.793 , 8210.02.A0321 , 8210.22.000 , 8210.22.069 , 8210.22.101 , 8210.22.105 , 8210.22.171 , 8210.22.175 , 8210.22.183 , 8210.22.235 , 8210.22.269 , 8210.22.290 , 8210.22.317 , 8210.22.327 , 8210.22.373 , 8210.22.385 , 8210.22.406 , 8210.22.569 , 8210.22.869 , 8210.22X.069 , 8210.22X.235 , 8210.22X.523 , 8210.22X.575 , 8210.42 K , 8210.42(TCA) , 8210.42.009 , 8210.42.061 , 8210.42.073 , 8210.42.101 , 8210.42.115 , 8210.42.151 , 8210.42.152 , 8210.42.154 , 8210.42.155 , 8210.42.161 , 8210.42.162 , 8210.42.165 , 8210.42.171 , 8210.42.172 , 8210.42.173 , 8210.42.174 , 8210.42.175 , 8210.42.176 , 8210.42.177 , 8210.42.181 , 8210.42.182 , 8210.42.185 , 8210.42.186 , 8210.42.191 , 8210.42.192 , 8210.42.195 , 8210.42.196 , 8210.42.290 , 8210.42K.(TCA) , 8210.42L.(TCA) , 8210.42L.400 , 8210.42L.TCA , 8210.42M.(TCA) , 8210.42R.269 , 8211.02.032 ,

402010-00-6										7 pairs
-25-6	1	HL	CU2	102,879	107,976	37,410	↑ LO1G	2,490	1 pair	
				102,901	108,001		↓ L			
	2,3,5,6	HL	CU2	102,879	107,976	34,820	↑ LO1	2,490	4 pairs	
				102,901	108,001		↓ L			
	4	HL	CU2	102,879	107,976	54,380	↑ LO1G	2,490	1 pair	
				102,901	108,001		↓ L			
	7	HL	CU2	102,879	107,976	37,410	↑ LO1G	2,490	1 pair	
				102,901	108,001		↓ L			
432012-00-6										6 pairs
-25-6	1-6	PL	CU2	84,713	88,482	40,250	↑ L	1,836		
				84,735	88,504		↓ L			
442060-00-6										6 pairs
	1-6	PB	CU2	47,983	53,010	50,000	↑ O1G	3,200		
				47,998	53,061		↓			



siehe Motorenliste
see engline list
voir la liste des moteurs
ver lista de motores
см. список двигателей
تالتر حطما قمىق رظنا



ENGINE	\varnothing	ccm	kW	1 POS	ENGINE	\varnothing	ccm	kW	1 POS						
8035.01	95,000	3	2338	28 - 35 kW	D	368	1	8045.06.326	100,000	4	3613	48 kW	D	368	4
8035.02	100,000	3	2592	33 - 40 kW	D	369	6	8045.25.210	104,000	4	3908	63 kW	D	370	11
8035.04.265	103,000	3	2749	35 - 37 kW	D	369	8	8045.25.310	104,000	4	3908	63 kW	D	370	11
8035.04.270	103,000	3	2749	43 kW	D	369	8	8045.25.375	104,000	4	3908	63 - 103 kW	D	370	11
8035.05.214	104,000	3	2931	37 - 44 kW	D	370	10	8045.25.380	104,000	4	3908	70 kW	D	370	11
8035.05.215	104,000	3	2931	37 - 44 kW	D	370	10	8045.25.382	104,000	4	3908	70 kW	D	370	11
8035.06.200	100,000	3	2708	33 - 41 kW	D	368	2	8055.04.200	103,000	5	4583	63 - 66 kW	D	369	8
8035.06.206	100,000	3	2708	38 - 40 kW	D	368	2	8055.05.000	104,000	5	4885	66 kW	D	370	12
8035.06.208	100,000	3	2708	38 - 40 kW	D	368	2	8065.02.007	100,000	6	5184	74 kW	D	369	7
8035.06.216	100,000	3	2708	38 - 40 kW	D	368	2	8065.02.200	100,000	6	5184	70 - 74 kW	D	369	6
8035.06.220	100,000	3	2708	33 kW	D	368	2	8065.04.200	103,000	6	5499	81 - 85 kW	D	369	8
8035.06.222	100,000	3	2708	33 - 40 kW	D	368	2	8065.05.000	104,000	6	5863	85 kW	D	370	13
8035.06.307	100,000	3	2708	38 - 40 kW	D	368	2	8065.05.210	104,000	6	5863	73 kW	D	370	13
8035.06.308	100,000	3	2708	38 - 40 kW	D	368	2	8065.05.220	104,000	6	5863	81 kW	D	370	13
8035.06.317	100,000	3	2708	38 - 40 kW	D	368	2	8065.05.300	104,000	6	5863	81 kW	D	370	13
8035.06.321	100,000	3	2708	33 - 34 kW	D	368	2	8065.06.000	100,000	6	5418	74 kW	D	369	5
8035.06.323	100,000	3	2708	33 - 40 kW	D	368	2	8065.06.230	100,000	6	5418	72 - 74 kW	D	369	5
8045.02	100,000	4	3456	44 - 50 kW	D	368	3	8065.06.300	100,000	6	5418	72 kW	D	369	5
8045.04.270	103,000	4	3666	57 kW	D	369	9	8065.24.000	103,000	6	5499	99 kW	D	369	8
8045.05.000	104,000	4	3908	59 kW	D	370	11	8065.24.300	103,000	6	5499	90 - 91 kW	D	369	8
8045.05.213	104,000	4	3908	55 kW	D	370	11	8065.25.010	104,000	6	5863	94 - 96 kW	D	371	14
8045.05.215	104,000	4	3908	55 kW	D	370	11	8065.25.080	104,000	6	5863	103 - 105 kW	D	371	14
8045.06.200	100,000	4	3613	51 kW	D	368	4	8365.05.500	115,000	6	8101	114 kW	D	371	15
8045.06.208	100,000	4	3613	51 kW	D	368	4	8365.25.500	115,000	6	8102	132 kW	D	371	15
8045.06.213	100,000	4	3613	48 - 51 kW	D	368	4	8365.25.501	115,000	6	8102	118 kW	D	371	15
8045.06.225	100,000	4	3613	48 kW	D	368	4	8365.25.502	115,000	6	8102	118 - 133 kW	D	371	15
8045.06.319	100,000	4	3613	48 kW	D	368	4	8365.25.503	115,000	6	8102	118 kW	D	371	15



95,000 mm 1

8035.01

402003-00-1								1 pair
		HL	CU2	76,187 76,200	80,587 80,607	25,000	↑ LO1G ↓ L	2,172
432003-00-4								4 pairs
-25-4	1-4	PL	CU2	58,730 58,743	62,408 62,420	28,700	↑ LO1 ↓ LO1	1,816

100,000 mm 2

8035.06.200 , 8035.06.206 , 8035.06.208 , 8035.06.216 , 8035.06.220 , 8035.06.222 , 8035.06.307 , 8035.06.308 , 8035.06.317 , 8035.06.321 , 8035.06.323 ,

402009-00-4								5 pairs
-25-4	1-5	HL	CU2	79,791 79,810	84,200 84,230	25,000	↑ LO1 ↓ L	2,179
-50-4								
-75-4								
412005-00-2								2 pairs
	1-2	AS	CU2	87,779 88,033	111,510 111,764		↑ L G ↓ G	3,429
442001-00-4								4 pairs
	1-4	PB	CU2	38,005 38,012	41,846 41,884	34,800	↑ O1G ↓	2,250

100,000 mm 3

8045.02

402003-00-1								1 pair
		HL	CU2	76,187 76,200	80,587 80,607	25,000	↑ LO1G ↓ L	2,172
402003-00-4								5 pairs
-25-4	1,5	HL	CU2	76,187 76,200	80,587 80,607	25,000	↑ LO1G ↓ L	2,172
-50-4								
-75-4								
432003-00-4								4 pairs
-25-4	1-4	PL	CU2	58,730 58,743	62,408 62,420	28,700	↑ LO1 ↓ LO1	1,816

100,000 mm 4

8045.06.200 , 8045.06.208 , 8045.06.213 , 8045.06.225 , 8045.06.319 , 8045.06.326 ,

402009-00-4								5 pairs
-25-4	1-5	HL	CU2	79,791 79,810	84,200 84,230	25,000	↑ LO1 ↓ L	2,179
-50-4								
-75-4								
402015-00-4								5 pairs
-25-4	1-5	HL	CU3	79,781 79,791	84,200 84,230	24,990	↑ LO1G ↓ L	2,178
402015-00-6								7 pairs
	1-7	HL	CU3	79,781 79,791	84,200 84,230	24,990	↑ LO1G ↓ L	2,178
412005-00-2								2 pairs
	1-2	AS	CU2	87,779 88,033	111,510 111,764		↑ L G ↓ G	3,429
432009-00-4								4 pairs
-25-4	1-4	PL	CU2	63,725 63,744	67,407 67,422	28,700	↑ L G ↓ L	1,815
-50-4								
-75-4								
432016-00-4								4 pairs
-25-4	1-4	PL	CU2	63,725 63,744	67,407 67,422	28,700	↑ L ↓ L	1,815
442001-00-4								4 pairs
	1-4	PB	CU2	38,005 38,012	41,846 41,884	34,800	↑ O1G ↓	2,250



100,000 mm								5
8065.06.000 , 8065.06.230 , 8065.06.300 ,								
402009-00-4								5 pairs
-25-4	1-5	HL	CU2	79,791	84,200	25,000	↑ LO1	2,179
-50-4				79,810	84,230		↓ L	
-75-4								
402015-00-4								5 pairs
-25-4	1-5	HL	CU3	79,781	84,200	24,990	↑ LO1G	2,178
				79,791	84,230		↓ L	
402015-00-6								7 pairs
	1-7	HL	CU3	79,781	84,200	24,990	↑ LO1G	2,178
				79,791	84,230		↓ L	
412005-00-2								2 pairs
	1-2	AS	CU2	87,779	111,510		↑ L G	3,429
				88,033	111,764		↓ G	
432016-00-6								6 pairs
-25-6	1-6	PL	CU2	63,725	67,407	28,700	↑ L	1,815
				63,744	67,422		↓ L	
442001-00-4								4 pairs
	1-4	PB	CU2	38,005	41,846	34,800	↑ O1G	2,250
				38,012	41,884		↓	
100,000 mm								6
8035.02 , 8065.02.200 ,								
402003-00-1								1 pair
		HL	CU2	76,187	80,587	25,000	↑ LO1G	2,172
				76,200	80,607		↓ L	
432003-00-4								4 pairs
-25-4	1-4	PL	CU2	58,730	62,408	28,700	↑ LO1	1,816
-50-4				58,743	62,420		↓ LO1	
100,000 mm								7
8065.02.007								
402003-00-1								1 pair
		HL	CU2	76,187	80,587	25,000	↑ LO1G	2,172
				76,200	80,607		↓ L	
103,000 mm								8
8035.04.265 , 8035.04.270 , 8055.04.200 , 8065.04.200 , 8065.24.000 , 8065.24.300 ,								
402003-00-1								1 pair
		HL	CU2	76,187	80,587	25,000	↑ LO1G	2,172
				76,200	80,607		↓ L	
432003-00-4								4 pairs
-25-4	1-4	PL	CU2	58,730	62,408	28,700	↑ LO1	1,816
-50-4				58,743	62,420		↓ LO1	
103,000 mm								9
8045.04.270								
402003-00-1								1 pair
		HL	CU2	76,187	80,587	25,000	↑ LO1G	2,172
				76,200	80,607		↓ L	
402003-00-4								5 pairs
-25-4	1,5	HL	CU2	76,187	80,587	25,000	↑ LO1G	2,172
-50-4				76,200	80,607		↓ L	
-75-4								
432003-00-4								4 pairs
-25-4	1-4	PL	CU2	58,730	62,408	28,700	↑ LO1	1,816
-50-4				58,743	62,420		↓ LO1	



104,000 mm	10
-------------------	-----------

8035.05.214 , 8035.05.215 ,									
412004-00-1 1 pair									
-10-1	1	AS	AL	67,785	82,425		↑	G	2,485
-15-1				68,040	85,677		↓	G	
412005-00-2 2 pairs									
	1-2	AS	CU2	87,779	111,510		↑ L	G	3,429
				88,033	111,764		↓	G	

104,000 mm	11
-------------------	-----------

8045.05.000 , 8045.05.213 , 8045.05.215 , 8045.25.210 , 8045.25.310 , 8045.25.375 , 8045.25.380 , 8045.25.382 ,									
402009-00-4 5 pairs									
-25-4	1-5	HL	CU2	79,791	84,200	25,000	↑	LO1	2,179
-50-4				79,810	84,230		↓	L	
-75-4									
402015-00-4 5 pairs									
-25-4	1-5	HL	CU3	79,781	84,200	24,990	↑	LO1G	2,178
				79,791	84,230		↓	L	
402015-00-6 7 pairs									
	1-7	HL	CU3	79,781	84,200	24,990	↑	LO1G	2,178
				79,791	84,230		↓	L	
412005-00-2 2 pairs									
	1-2	AS	CU2	87,779	111,510		↑ L	G	3,429
				88,033	111,764		↓	G	
432016-00-4 4 pairs									
-25-4	1-4	PL	CU2	63,725	67,407	28,700	↑	L	1,815
				63,744	67,422		↓	L	
442001-00-4 4 pairs									
	1-4	PB	CU2	38,005	41,846	34,800	↑	O1G	2,250
				38,012	41,884		↓		

104,000 mm	12
-------------------	-----------






8055.05.000									
402003-00-1 1 pair									
		HL	CU2	76,187	80,587	25,000	↑	LO1G	2,172
				76,200	80,607		↓	L	
432003-00-4 4 pairs									
-25-4	1-4	PL	CU2	58,730	62,408	28,700	↑	LO1	1,816
-50-4				58,743	62,420		↓	LO1	

104,000 mm	13
-------------------	-----------

8065.05.000 , 8065.05.210 , 8065.05.220 , 8065.05.300 ,									
402009-00-4 5 pairs									
-25-4	1-5	HL	CU2	79,791	84,200	25,000	↑	LO1	2,179
-50-4				79,810	84,230		↓	L	
-75-4									
402015-00-4 5 pairs									
-25-4	1-5	HL	CU3	79,781	84,200	24,990	↑	LO1G	2,178
				79,791	84,230		↓	L	
402015-00-6 7 pairs									
	1-7	HL	CU3	79,781	84,200	24,990	↑	LO1G	2,178
				79,791	84,230		↓	L	
412005-00-2 2 pairs									
	1-2	AS	CU2	87,779	111,510		↑ L	G	3,429
				88,033	111,764		↓	G	
432016-00-6 6 pairs									
-25-6	1-6	PL	CU2	63,725	67,407	28,700	↑	L	1,815
				63,744	67,422		↓	L	
442001-00-4 4 pairs									
	1-4	PB	CU2	38,005	41,846	34,800	↑	O1G	2,250
				38,012	41,884		↓		








104,000 mm								14	
8065.25.010 , 8065.25.080 ,									
402009-00-4								5 pairs	
-25-4	1-5	HL	CU2	79,791	84,200	25,000	↑ LO1	2,179	
-50-4				79,810	84,230		↓ L		
-75-4									
402015-00-4								5 pairs	
-25-4	1-5	HL	CU3	79,781	84,200	24,990	↑ LO1G	2,178	
				79,791	84,230		↓ L		
402015-00-6								7 pairs	
	1-7	HL	CU3	79,781	84,200	24,990	↑ LO1G	2,178	
				79,791	84,230		↓ L		
432016-00-6								6 pairs	
-25-6	1-6	PL	CU2	63,725	67,407	28,700	↑ L	1,815	
				63,744	67,422		↓ L		
442001-00-4								4 pairs	
	1-4	PB	CU2	38,005	41,846	34,800	↑ O1G	2,250	
				38,012	41,884		↓		
115,000 mm								15	
8365.05.500 , 8365.25.500 , 8365.25.501 , 8365.25.502 , 8365.25.503 ,									
412005-00-2								2 pairs	
	1-2	AS	CU2	87,779	111,510		↑ L	G	3,429
				88,033	111,764		↓	G	








			ccm		kW		1 POS
B-MAX (JK) 1.0 EcoBoost	M1JA	10.12	998	B	88 kW	411	7
B-MAX (JK) 1.0 EcoBoost	M1JE	10.12	998	B	92 kW	411	7
B-MAX (JK) 1.0 EcoBoost	M1JH	10.12	998	B	92 kW	411	7
B-MAX (JK) 1.0 EcoBoost	SFJA	10.12	998	B	74 kW	411	7
B-MAX (JK) 1.0 EcoBoost	SFJB	10.12	998	B	74 kW	411	7
B-MAX (JK) 1.0 EcoBoost	SFJC	10.12	998	B	74 kW	411	7
B-MAX (JK) 1.0 EcoBoost	SFJD	10.12	998	B	74 kW	411	7
B-MAX (JK) 1.0 EcoBoost	YYJC	02.16	998	B	103 kW	411	7
B-MAX (JK) 1.4 LPG	RTJC	08.13	1388	B/G	64 kW	412	13
B-MAX (JK) 1.4 LPG	RTJC	08.13	1388	B/G	66 kW	412	13
B-MAX (JK) 1.4	SPJE	10.12	1388	B	66 kW	412	15
B-MAX (JK) 1.6 TDCi	T3JB	10.12	1560	D	70 kW	412	11
B-MAX (JK) 1.6 Ti	IQJA	10.12	1596	B	77 kW	413	19
B-MAX (JK) 1.6 Ti	IQJC	10.12	1596	B	77 kW	413	19
B-MAX Van (JK) 1.0 EcoBoost	M1JA	08.12	998	B	88 kW	411	7
B-MAX Van (JK) 1.0 EcoBoost	M1JE	10.12	998	B	92 kW	411	7
B-MAX Van (JK) 1.0 EcoBoost	M1JH	10.12	998	B	92 kW	411	7
B-MAX Van (JK) 1.0 EcoBoost	SFJA	10.12	998	B	74 kW	411	7
B-MAX Van (JK) 1.0 EcoBoost	SFJB	10.12	998	B	74 kW	411	7
B-MAX Van (JK) 1.0 EcoBoost	SFJC	10.12	998	B	74 kW	411	7
B-MAX Van (JK) 1.0 EcoBoost	SFJD	10.12	998	B	74 kW	411	7
B-MAX Van (JK) 1.4 LPG	RTJC	10.12	1388	B/G	66 kW	412	13
B-MAX Van (JK) 1.4	SPJE	10.12	1388	B	66 kW	412	15
B-MAX Van (JK) 1.6 TDCi	T3JB	10.12	1560	D	70 kW	412	11
B-MAX Van (JK) 1.6 Ti	IQJA	10.12	1596	B	77 kW	413	19
B-MAX Van (JK) 1.6 Ti	IQJC	10.12	1596	B	77 kW	413	19
BELINA I 1.3	810	01.68 - 12.72	1289	B	37 kW	411	8
BELINA I 1.4	1300B	01.73 - 12.77	1372	B	41 kW	412	12
C-MAX (DM2) 1.6 TDCi	G8DA	02.07 - 09.10	1560	D	80 kW	412	11
C-MAX (DM2) 1.6 TDCi	G8DB	02.07 - 09.10	1560	D	80 kW	412	11
C-MAX (DM2) 1.6 TDCi	G8DC	02.07 - 09.10	1560	D	74 kW	412	11
C-MAX (DM2) 1.6 TDCi	G8DD	02.07 - 09.10	1560	D	80 kW	412	11
C-MAX (DM2) 1.6 TDCi	GPDA	02.07 - 09.10	1560	D	66 kW	412	11
C-MAX (DM2) 1.6 TDCi	HHDA	02.07 - 09.10	1560	D	66 kW	412	11
C-MAX (DM2) 1.6 TDCi	HHDB	02.07 - 09.10	1560	D	66 kW	412	11
C-MAX (DM2) 1.6 TDCi	MTDA	02.07 - 09.10	1560	D	74 kW	412	11
C-MAX (DM2) 1.6	HWDA	02.07 - 09.10	1596	B	74 kW	413	18
C-MAX (DM2) 1.6	HWDB	02.07 - 09.10	1596	B	74 kW	413	18
C-MAX (DM2) 1.6	HXDA	04.07 - 09.10	1596	B	85 kW	413	18
C-MAX (DM2) 1.6	HXDB	04.07 - 09.10	1596	B	85 kW	413	18
C-MAX (DM2) 1.6	SHDA	02.07 - 09.10	1596	B	74 kW	413	18
C-MAX (DM2) 1.6	SHDB	02.07 - 09.10	1596	B	74 kW	413	18
C-MAX (DM2) 1.6	SHDC	02.07 - 09.10	1596	B	74 kW	413	18
C-MAX (DM2) 1.6	SIDA	04.07 - 09.10	1596	B	85 kW	413	19
C-MAX (DM2) 1.8 Flexifuel	Q7DA	02.07 - 09.10	1798	B/E	92 kW	417	36
C-MAX (DM2) 1.8 TDCi	KKDA	02.07 - 09.10	1753	D	85 kW	416	31
C-MAX (DM2) 1.8 TDCi	KKDB	02.07 - 09.10	1753	D	85 kW	416	31
C-MAX (DM2) 1.8	QQDA	02.07 - 09.10	1798	B	92 kW	417	36
C-MAX (DM2) 1.8	QQDB	02.07 - 09.10	1798	B	92 kW	417	36
C-MAX (DM2) 1.8	QQDC	02.07 - 09.10	1798	B	90 kW	417	36
C-MAX (DM2) 2.0 CNG	SYDA	04.09 - 09.10	1999	B/G	107 kW	420	49
C-MAX (DM2) 2.0 LPG	SYDA	06.08 - 09.10	1999	B/G	107 kW	420	49
C-MAX (DM2) 2.0 TDCi	G6DA	02.07 - 09.10	1997	D	100 kW	418	42
C-MAX (DM2) 2.0 TDCi	G6DB	02.07 - 09.10	1997	D	100 kW	418	42
C-MAX (DM2) 2.0 TDCi	G6DC	02.07 - 09.10	1997	D	98 kW	418	42
C-MAX (DM2) 2.0 TDCi	G6DD	02.07 - 09.10	1997	D	100 kW	418	42
C-MAX (DM2) 2.0 TDCi	G6DE	02.07 - 09.10	1997	D	98 kW	418	42
C-MAX (DM2) 2.0 TDCi	G6DF	02.07 - 09.10	1997	D	98 kW	418	42
C-MAX (DM2) 2.0 TDCi	G6DG	02.07 - 09.10	1997	D	100 kW	418	42
C-MAX (DM2) 2.0 TDCi	IXDA	02.08 - 09.10	1997	D	81 kW	418	42
C-MAX (DM2) 2.0	AODA	02.07 - 09.10	1999	B	107 kW	420	47
C-MAX (DM2) 2.0	AODB	02.07 - 09.10	1999	B	107 kW	420	47








C-MAX (DM2) 2.0	AODE	02.07 - 09.10	1999	B	107 kW	420	47
C-MAX (DM2) 2.0	SYDA	02.07 - 09.10	1999	B	107 kW	420	49
C-MAX II (DXA/CB7, DXA/CEU) 1.6 EcoBoost	M1DA	10.12 - 06.19	998	B	92 kW	411	7
C-MAX II (DXA/CB7, DXA/CEU) 1.6 EcoBoost	M2DA	10.12 - 06.19	998	B	74 kW	411	7
C-MAX II (DXA/CB7, DXA/CEU) 1.6 EcoBoost	SFDA	10.12 - 06.19	998	B	74 kW	411	7
C-MAX II (DXA/CB7, DXA/CEU) 1.6 CNG	MUDA	01.13 - 12.14	1596	B/G	86 kW	413	19
C-MAX II (DXA/CB7, DXA/CEU) 1.6 EcoBoost	JQDA	12.10 - 06.19	1596	B	110 kW	413	19
C-MAX II (DXA/CB7, DXA/CEU) 1.6 EcoBoost	JQDB	12.10 - 06.19	1596	B	110 kW	413	19
C-MAX II (DXA/CB7, DXA/CEU) 1.6 EcoBoost	JTDA	12.10 - 06.19	1596	B	134 kW	413	19
C-MAX II (DXA/CB7, DXA/CEU) 1.6 EcoBoost	JTDB	12.10 - 06.19	1596	B	134 kW	413	19
C-MAX II (DXA/CB7, DXA/CEU) 1.6 Flexifuel	MUDA	02.11 - 06.19	1596	B/E	88 kW	413	19
C-MAX II (DXA/CB7, DXA/CEU) 1.6 Flexifuel	MUDD	02.11 - 06.19	1596	B/E	88 kW	413	19
C-MAX II (DXA/CB7, DXA/CEU) 1.6 LPG	MUDA	02.12 - 06.19	1596	B/G	88 kW	413	19
C-MAX II (DXA/CB7, DXA/CEU) 1.6 LPG	MUDA	02.12 - 06.19	1596	B/G	86 kW	413	19
C-MAX II (DXA/CB7, DXA/CEU) 1.6 LPG	MUDD	02.12 - 06.19	1596	B/G	88 kW	413	19
C-MAX II (DXA/CB7, DXA/CEU) 1.6 LPG	MUDD	02.12 - 06.19	1596	B/G	86 kW	413	19
C-MAX II (DXA/CB7, DXA/CEU) 1.6 TDCi	T1DA	12.10 - 06.19	1560	D	85 kW	412	11
C-MAX II (DXA/CB7, DXA/CEU) 1.6 TDCi	T1DB	12.10 - 06.19	1560	D	85 kW	412	11
C-MAX II (DXA/CB7, DXA/CEU) 1.6 TDCi	T3DA	12.10 - 06.19	1560	D	70 kW	412	11
C-MAX II (DXA/CB7, DXA/CEU) 1.6 TDCi	T3DB	12.10 - 06.19	1560	D	70 kW	412	11
C-MAX II (DXA/CB7, DXA/CEU) 1.6 Ti	IQDA	12.10 - 06.19	1596	B	77 kW	413	19
C-MAX II (DXA/CB7, DXA/CEU) 1.6 Ti	IQDB	12.10 - 06.19	1596	B	77 kW	413	19
C-MAX II (DXA/CB7, DXA/CEU) 1.6 Ti	MUDA	02.12 - 06.19	1596	B	88 kW	413	19
C-MAX II (DXA/CB7, DXA/CEU) 1.6 Ti	MUDD	02.12 - 06.19	1596	B	88 kW	413	19
C-MAX II (DXA/CB7, DXA/CEU) 1.6 Ti	PNDA	12.10 - 06.19	1596	B	92 kW	413	19
C-MAX II (DXA/CB7, DXA/CEU) 1.6 Ti	PNDD	12.10 - 06.19	1596	B	92 kW	413	19
C-MAX II (DXA/CB7, DXA/CEU) 1.6 Ti	XTDA	12.10 - 06.19	1596	B	63 kW	413	19
C-MAX II (DXA/CB7, DXA/CEU) 2.0 TDCi	T7DB	03.15 - 06.19	1997	D	110 kW	418	42
C-MAX II (DXA/CB7, DXA/CEU) 2.0 TDCi	T8DE	03.15 - 06.19	1997	D	125 kW	418	42
C-MAX II (DXA/CB7, DXA/CEU) 2.0 TDCi	TXDB	12.10 - 06.19	1997	D	120 kW	418	42
C-MAX II (DXA/CB7, DXA/CEU) 2.0 TDCi	TYDA	02.11 - 06.19	1997	D	85 kW	418	42
C-MAX II (DXA/CB7, DXA/CEU) 2.0 TDCi	UFDB	04.10 - 06.19	1997	D	103 kW	418	42
C-MAX II (DXA/CB7, DXA/CEU) 2.0 TDCi	UKDB	02.11 - 06.19	1997	D	100 kW	418	42
C-MAX II Van 1.0 EcoBoost	M1DA	10.12 - 06.19	998	B	92 kW	411	7
C-MAX II Van 1.0 EcoBoost	M2DA	10.12 - 06.19	998	B	74 kW	411	7
C-MAX II Van 1.0 EcoBoost	SFDA	10.12 - 06.19	998	B	74 kW	411	7
C-MAX II Van 1.6 EcoBoost	JQDA	12.10 - 06.19	1596	B	110 kW	413	19
C-MAX II Van 1.6 EcoBoost	JQDB	12.10 - 06.19	1596	B	110 kW	413	19
C-MAX II Van 1.6 EcoBoost	JTDA	12.10 - 06.19	1596	B	134 kW	413	19
C-MAX II Van 1.6 EcoBoost	JTDB	12.10 - 06.19	1596	B	134 kW	413	19
C-MAX II Van 1.6 TDCi	T1DA	12.10 - 06.19	1560	D	85 kW	412	11
C-MAX II Van 1.6 TDCi	T1DB	12.10 - 06.19	1560	D	85 kW	412	11
C-MAX II Van 1.6 TDCi	T3DA	12.10 - 06.19	1560	D	70 kW	412	11
C-MAX II Van 1.6 TDCi	T3DB	12.10 - 06.19	1560	D	70 kW	412	11
C-MAX II Van 1.6 Ti	IQDA	10.10 - 06.19	1596	B	77 kW	413	19
C-MAX II Van 1.6 Ti	IQDB	10.10 - 06.19	1596	B	77 kW	413	19
C-MAX II Van 2.0 TDCi	T7DB	03.15 - 06.19	1997	D	110 kW	418	42
C-MAX II Van 2.0 TDCi	T8DE	03.15 - 06.19	1997	D	125 kW	418	42
C-MAX II Van 2.0 TDCi	TXDB	12.10 - 06.19	1997	D	120 kW	418	42
C-MAX II Van 2.0 TDCi	TYDA	02.11 - 06.19	1997	D	85 kW	418	42
C-MAX II Van 2.0 TDCi	UFDB	02.11 - 06.19	1997	D	103 kW	418	42
CORCEL I Coupe 1.3	810	01.69 - 12.72	1289	B	50 kW	411	8
CORCEL I Coupe 1.3	810	01.69 - 12.72	1289	B	37 kW	411	8
CORCEL I Coupe 1.4 GT	1300B	01.73 - 12.77	1372	B	41 kW	412	12
CORCEL I Coupe 1.4 GT	1300B	01.69 - 12.77	1372	B	59 kW	412	12
CORCEL II 1.4 GT	1300B	01.78 - 12.78	1372	B	53 kW	412	12
CORCEL I 1.3	810	01.69 - 12.72	1289	B	50 kW	411	8
CORCEL I 1.4	1300B	01.73 - 12.77	1372	B	41 kW	412	12
COUGAR (EC_) 2.0 16V	EDBA	08.98 - 12.01	1988	B	96 kW	417	39
COUGAR (EC_) 2.0 16V	EDBB	08.98 - 12.01	1988	B	96 kW	417	39
COUGAR (EC_) 2.0 16V	EDBC	08.98 - 12.01	1988	B	96 kW	417	39
COUGAR (EC_) 2.0 16V	EDBD	08.98 - 12.01	1988	B	96 kW	417	39

			ccm		kw		1 POS
COURIER Pick-up 1.6	FYDC	08.01 - 12.11	1596	B	74 kW	413	18
COURIER Pick-up 1.8 D	RTK	06.99 - 07.06	1753	D	44 kW	416	33
COURIER Pick-up 1.8	RKA	03.98 - 02.02	1796	B	85 kW	415	28
COURIER Pick-up 2.5 TDdi 4x4	WL-T	03.98 - 09.05	2499	D	80 kW	422	59
ECONOVAN (KBA, KCA) 1.4	UC	03.86 - 03.92	1416	B	48 kW	413	16
ECONOVAN (KBA, KCA) 2.0 D	RF	03.86 - 03.92	1998	D	41 kW	419	43
ECONOVAN Kasten (KAA) 1.4	UC	03.86 - 03.92	1416	B	48 kW	413	16
ECONOVAN Kasten (KAA) 2.0 D	RF	03.86 - 03.92	1998	D	41 kW	419	43
ECOSPORT 1.0 EcoBoost	M1JC	10.13	998	B	92 kW	411	7
ECOSPORT 1.0 EcoBoost	YYJD	03.16	998	B	103 kW	411	7
ECOSPORT 1.6 Ti-VCT	HXJD	08.12	1596	B	90 kW	413	18
ECOSPORT 1.6 Ti-VCT	IQJB	08.12	1596	B	90 kW	413	19
ECOSPORT 1.6	MVJA	07.12	1596	B	81 kW	413	19
ESCORT CLASSIC (AAL, ABL) 1.6 16V	L1E	10.98 - 07.00	1597	B	66 kW	412	14
ESCORT CLASSIC (AAL, ABL) 1.6 16V	L1K	10.98 - 07.00	1597	B	66 kW	412	14
ESCORT CLASSIC (AAL, ABL) 1.8 TD	RFD	10.98 - 07.00	1753	D	66 kW	416	31
ESCORT CLASSIC (AAL, ABL) 1.8 TD	RFK	10.98 - 07.00	1753	D	66 kW	416	31
ESCORT CLASSIC (AAL, ABL) 1.8 TD	RFS	10.98 - 07.00	1753	D	66 kW	416	31
ESCORT CLASSIC Turnier (ANL) 1.6 16V	L1E	02.99 - 07.00	1597	B	66 kW	412	14
ESCORT CLASSIC Turnier (ANL) 1.6 16V	L1K	02.99 - 07.00	1597	B	66 kW	412	14
ESCORT CLASSIC Turnier (ANL) 1.8 TD	RFD	02.99 - 07.00	1753	D	66 kW	416	31
ESCORT CLASSIC Turnier (ANL) 1.8 TD	RFK	02.99 - 07.00	1753	D	66 kW	416	31
ESCORT CLASSIC Turnier (ANL) 1.8 TD	RFS	02.99 - 07.00	1753	D	66 kW	416	31
ESCORT Coupe 1.8	RDA	10.95 - 08.02	1796	B	85 kW	415	28
ESCORT IV (GAF, AWF, ABFT) 1.8 D	RTA	01.89 - 07.90	1753	D	44 kW	416	33
ESCORT IV (GAF, AWF, ABFT) 1.8 D	RTB	01.89 - 07.90	1753	D	44 kW	416	33
ESCORT IV Express (AVF) 1.8 D	RTA	07.88 - 07.90	1753	D	44 kW	416	33
ESCORT IV Express (AVF) 1.8 D	RTB	07.88 - 07.90	1753	D	44 kW	416	33
ESCORT IV Turnier (AWF, AVF) 1.8 D	RTA	01.89 - 07.90	1753	D	44 kW	416	33
ESCORT IV Turnier (AWF, AVF) 1.8 D	RTB	01.89 - 07.90	1753	D	44 kW	416	33
ESCORT V (AAL, ABL) 1.6 i 16V	L1E	09.92 - 01.95	1597	B	66 kW	412	14
ESCORT V (AAL, ABL) 1.6 i 16V	L1H	01.94 - 01.95	1597	B	65 kW	412	14
ESCORT V (AAL, ABL) 1.8 16V XR3i	RDA	02.92 - 01.95	1796	B	77 kW	415	28
ESCORT V (AAL, ABL) 1.8 16V XR3i	RQB	02.92 - 01.95	1796	B	96 kW	415	28
ESCORT V (AAL, ABL) 1.8 D	RTE	07.90 - 01.95	1753	D	44 kW	416	33
ESCORT V (AAL, ABL) 1.8 D	RTF	07.90 - 01.95	1753	D	44 kW	416	33
ESCORT V (AAL, ABL) 1.8 D	RTH	07.90 - 01.95	1753	D	44 kW	416	33
ESCORT V (AAL, ABL) 1.8 TD	RFD	02.93 - 01.95	1753	D	66 kW	416	31
ESCORT V (AAL, ABL) 1.8 TD	RFK	02.93 - 01.95	1753	D	66 kW	416	31
ESCORT V (AAL, ABL) 1.8 TD	RFS	02.93 - 01.95	1753	D	66 kW	416	31
ESCORT V (AAL, ABL) 1.8 XR3i 16V 4x4	RDA	08.93 - 01.95	1796	B	77 kW	415	28
ESCORT V (AAL, ABL) 1.8 XR3i 16V 4x4	RQB	08.93 - 01.95	1796	B	96 kW	415	28
ESCORT V (AAL, ABL) 1.8 Álcool	UE	07.90 - 05.94	1781	E	73 kW	416	30
ESCORT V Cabriolet (ALL) 1.6 16V XR3i	L1E	12.92 - 01.95	1597	B	66 kW	412	14
ESCORT V Cabriolet (ALL) 1.6 i 16V	L1H	02.94 - 01.95	1597	B	65 kW	412	14
ESCORT V Cabriolet (ALL) 1.8 16V XR3i	RDA	02.92 - 01.95	1796	B	77 kW	415	28
ESCORT V Cabriolet (ALL) 1.8 16V XR3i	RQB	02.92 - 01.95	1796	B	96 kW	415	28
ESCORT V Cabriolet (ALL) 1.8 XR3 Álcool	UE	07.90 - 05.94	1781	E	73 kW	416	30
ESCORT V Express (AVF) 1.8 D	RTA	07.90 - 12.94	1753	D	44 kW	416	33
ESCORT V Express (AVF) 1.8 D	RTE	07.90 - 12.94	1753	D	44 kW	416	33
ESCORT V Express (AVF) 1.8 D	RTF	07.90 - 12.94	1753	D	44 kW	416	33
ESCORT V Express (AVF) 1.8 D	RTH	07.90 - 12.94	1753	D	44 kW	416	33
ESCORT V Stufenheck (AFL) 1.6 i 16V	L1E	08.93 - 01.95	1597	B	66 kW	412	14
ESCORT V Stufenheck (AFL) 1.6 i 16V	L1H	01.94 - 01.95	1597	B	65 kW	412	14
ESCORT V Stufenheck (AFL) 1.6 i 16V	L1K	08.93 - 01.95	1597	B	66 kW	412	14
ESCORT V Stufenheck (AFL) 1.8 D	RTE	08.93 - 01.95	1753	D	44 kW	416	33
ESCORT V Stufenheck (AFL) 1.8 D	RTF	08.93 - 01.95	1753	D	44 kW	416	33
ESCORT V Stufenheck (AFL) 1.8 D	RTH	08.93 - 01.95	1753	D	44 kW	416	33
ESCORT V Stufenheck (AFL) 1.8 TD	RFD	08.93 - 01.95	1753	D	66 kW	416	31
ESCORT V Stufenheck (AFL) 1.8 TD	RFK	08.93 - 01.95	1753	D	66 kW	416	31
ESCORT V Stufenheck (AFL) 1.8 i 16V	RDA	08.93 - 01.95	1796	B	77 kW	415	28
ESCORT V Stufenheck (AFL) 1.8 i 16V	L1E	09.92 - 01.95	1597	B	66 kW	412	14








							
ESCORT V Turnier (ANL) 1.6 i 16V	L1H	01.94 - 01.95	1597	B	65 kW	412	14
ESCORT V Turnier (ANL) 1.8 16V	RDA	02.92 - 01.95	1796	B	77 kW	415	28
ESCORT V Turnier (ANL) 1.8 D	RTE	07.90 - 01.95	1753	D	44 kW	416	33
ESCORT V Turnier (ANL) 1.8 D	RTF	07.90 - 01.95	1753	D	44 kW	416	33
ESCORT V Turnier (ANL) 1.8 D	RTH	07.90 - 01.95	1753	D	44 kW	416	33
ESCORT V Turnier (ANL) 1.8 TD	RFD	02.93 - 01.95	1753	D	66 kW	416	31
ESCORT V Turnier (ANL) 1.8 TD	RFK	02.93 - 01.95	1753	D	66 kW	416	31
ESCORT V Turnier (ANL) 1.8 TD	RFS	02.93 - 01.95	1753	D	66 kW	416	31
ESCORT V Turnier (ANL) 1.8 i 16V	RQB	02.93 - 01.95	1796	B	96 kW	415	28
ESCORT VI (GAL, AAL, ABL) 1.6 16V 4x4	L1E	01.95 - 10.98	1597	B	66 kW	412	14
ESCORT VI (GAL, AAL, ABL) 1.6 16V	L1E	01.95 - 10.98	1597	B	66 kW	412	14
ESCORT VI (GAL, AAL, ABL) 1.6 16V	L1K	01.95 - 10.98	1597	B	66 kW	412	14
ESCORT VI (GAL, AAL, ABL) 1.6 i 16V	L1H	01.95 - 08.95	1597	B	65 kW	412	14
ESCORT VI (GAL, AAL, ABL) 1.6	L1K	02.00 - 10.02	1597	B	70 kW	412	14
ESCORT VI (GAL, AAL, ABL) 1.8 16V (EDA, EHC)	RKC	01.95 - 10.02	1796	B	85 kW	415	28
ESCORT VI (GAL, AAL, ABL) 1.8 16V	RDA	01.95 - 08.95	1796	B	77 kW	415	28
ESCORT VI (GAL, AAL, ABL) 1.8 D	RTE	01.95 - 10.02	1753	D	44 kW	416	33
ESCORT VI (GAL, AAL, ABL) 1.8 D	RTF	01.95 - 10.02	1753	D	44 kW	416	33
ESCORT VI (GAL, AAL, ABL) 1.8 D	RTH	01.95 - 10.02	1753	D	44 kW	416	33
ESCORT VI (GAL, AAL, ABL) 1.8 TD	RFD	01.95 - 05.01	1753	D	66 kW	416	31
ESCORT VI (GAL, AAL, ABL) 1.8 TD	RFK	01.95 - 05.01	1753	D	66 kW	416	31
ESCORT VI (GAL, AAL, ABL) 1.8 TD	RFS	01.95 - 05.01	1753	D	66 kW	416	31
ESCORT VI (GAL, AAL, ABL) 1.8 Turbo D	RVA	12.95 - 10.98	1753	D	51 kW	416	31
ESCORT VI (GAL, AAL, ABL) 1.8	RDA	02.00 - 11.01	1796	B	67 kW	415	28
ESCORT VI Cabriolet (ALL) 1.6 16V XR3i	L1E	02.95 - 09.99	1597	B	66 kW	412	14
ESCORT VI Cabriolet (ALL) 1.6 16V XR3i	L1H	02.95 - 12.96	1597	B	65 kW	412	14
ESCORT VI Cabriolet (ALL) 1.6 16V XR3i	L1K	02.95 - 09.99	1597	B	66 kW	412	14
ESCORT VI Cabriolet (ALL) 1.8 16V XR3i	RDA	02.95 - 08.98	1796	B	77 kW	415	28
ESCORT VI Cabriolet (ALL) 1.8 16V XR3i	RKC	10.95 - 08.00	1796	B	85 kW	415	28
ESCORT VI Cabriolet (ALL) 1.8 16V XR3i	RQB	02.95 - 08.00	1796	B	96 kW	415	28
ESCORT VI Cabriolet (ALL) 1.8 TD	RFD	09.95 - 08.98	1753	D	66 kW	416	31
ESCORT VI Cabriolet (ALL) 1.8 TD	RFK	09.95 - 08.98	1753	D	66 kW	416	31
ESCORT VI Cabriolet (ALL) 1.8 TD	RFS	09.95 - 08.98	1753	D	66 kW	416	31
ESCORT VI Cabriolet (ALL) 1.8 Turbo D	RVA	10.96 - 08.99	1753	D	51 kW	416	31
ESCORT VI Express (AVL) 1.8 D	RTE	01.95 - 08.00	1753	D	44 kW	416	33
ESCORT VI Express (AVL) 1.8 D	RTF	01.95 - 08.00	1753	D	44 kW	416	33
ESCORT VI Express (AVL) 1.8 D	RTH	01.95 - 08.00	1753	D	44 kW	416	33
ESCORT VI Express (AVL) 1.8 TD	RFD	01.95 - 08.00	1753	D	66 kW	416	31
ESCORT VI Express (AVL) 1.8 TD	RFK	01.95 - 08.00	1753	D	66 kW	416	31
ESCORT VI Express (AVL) 1.8 TD	RFS	01.95 - 08.00	1753	D	66 kW	416	31
ESCORT VI Express (AVL) 1.8 Turbo D	RVA	12.95 - 06.01	1753	D	51 kW	416	31
ESCORT VI Stufenheck (GAL, AFL) 1.6 i 16V	L1E	01.95 - 02.99	1597	B	66 kW	412	14
ESCORT VI Stufenheck (GAL, AFL) 1.6 i 16V	L1H	01.95 - 08.95	1597	B	65 kW	412	14
ESCORT VI Stufenheck (GAL, AFL) 1.6 i 16V	L1K	01.95 - 02.99	1597	B	66 kW	412	14
ESCORT VI Stufenheck (GAL, AFL) 1.6	L1K	01.01 - 08.02	1597	B	70 kW	412	14
ESCORT VI Stufenheck (GAL, AFL) 1.8 16V	RDA	01.95 - 08.95	1796	B	77 kW	415	28
ESCORT VI Stufenheck (GAL, AFL) 1.8 16V	RKC	01.95 - 02.99	1796	B	85 kW	415	28
ESCORT VI Stufenheck (GAL, AFL) 1.8 D	RTE	01.95 - 02.99	1753	D	44 kW	416	33
ESCORT VI Stufenheck (GAL, AFL) 1.8 D	RTF	01.95 - 02.99	1753	D	44 kW	416	33
ESCORT VI Stufenheck (GAL, AFL) 1.8 D	RTH	01.95 - 02.99	1753	D	44 kW	416	33
ESCORT VI Stufenheck (GAL, AFL) 1.8 TD	RFD	01.95 - 05.01	1753	D	66 kW	416	31
ESCORT VI Stufenheck (GAL, AFL) 1.8 TD	RFK	01.95 - 05.01	1753	D	66 kW	416	31
ESCORT VI Stufenheck (GAL, AFL) 1.8 TD	RFN	01.95 - 05.01	1753	D	66 kW	416	31
ESCORT VI Stufenheck (GAL, AFL) 1.8 TD	RFS	01.95 - 05.01	1753	D	66 kW	416	31
ESCORT VI Stufenheck (GAL, AFL) 1.8 Turbo D	RVA	12.95 - 02.99	1753	D	51 kW	416	31
ESCORT VI Turnier (GAL, ANL) 1.6 16V	L1E	01.95 - 02.99	1597	B	66 kW	412	14
ESCORT VI Turnier (GAL, ANL) 1.6 16V	L1K	01.95 - 02.99	1597	B	66 kW	412	14
ESCORT VI Turnier (GAL, ANL) 1.6 i 16V	L1H	01.95 - 08.95	1597	B	65 kW	412	14
ESCORT VI Turnier (GAL, ANL) 1.8 16V	RDA	01.95 - 08.95	1796	B	77 kW	415	28
ESCORT VI Turnier (GAL, ANL) 1.8 16V	RKC	01.95 - 10.02	1796	B	85 kW	415	28
ESCORT VI Turnier (GAL, ANL) 1.8 D	RTE	01.95 - 02.99	1753	D	44 kW	416	33
ESCORT VI Turnier (GAL, ANL) 1.8 D	RTF	01.95 - 02.99	1753	D	44 kW	416	33

			ccm		kw		1 POS
ESCORT VI Turnier (GAL, ANL) 1.8 D	RTH	01.95 - 02.99	1753	D	44 kW	416	33
ESCORT VI Turnier (GAL, ANL) 1.8 TD	RFD	01.95 - 05.01	1753	D	66 kW	416	31
ESCORT VI Turnier (GAL, ANL) 1.8 TD	RFK	01.95 - 05.01	1753	D	66 kW	416	31
ESCORT VI Turnier (GAL, ANL) 1.8 TD	RFS	01.95 - 05.01	1753	D	66 kW	416	31
ESCORT VI Turnier (GAL, ANL) 1.8 Turbo D	RVA	12.95 - 02.99	1753	D	51 kW	416	31
FIESTA III (GFJ) 1.6 i 16V	L1G	01.94 - 12.95	1597	B	65 kW	412	14
FIESTA III (GFJ) 1.8 16V	RDB	02.92 - 12.95	1796	B	77 kW	415	28
FIESTA III (GFJ) 1.8 D	RTC	03.89 - 01.97	1753	D	44 kW	416	33
FIESTA III (GFJ) 1.8 D	RTD	03.89 - 01.97	1753	D	44 kW	416	33
FIESTA III (GFJ) 1.8 D	RTG	03.89 - 01.97	1753	D	44 kW	416	33
FIESTA III (GFJ) 1.8 TD	RFL	03.93 - 12.95	1753	D	55 kW	416	31
FIESTA III (GFJ) 1.8 XR2i 16V	RQC	02.92 - 12.95	1796	B	96 kW	415	28
FIESTA IV (JA_, JB_) 1.25 i 16V	DHA	08.95 - 01.02	1242	B	55 kW	410	5
FIESTA IV (JA_, JB_) 1.25 i 16V	DHB	08.95 - 01.02	1242	B	55 kW	410	5
FIESTA IV (JA_, JB_) 1.25 i 16V	DHC	08.95 - 01.02	1242	B	55 kW	410	5
FIESTA IV (JA_, JB_) 1.25 i 16V	DHD	08.95 - 01.02	1242	B	55 kW	410	5
FIESTA IV (JA_, JB_) 1.25 i 16V	DHE	08.95 - 01.02	1242	B	55 kW	410	5
FIESTA IV (JA_, JB_) 1.25 i 16V	DHF	08.95 - 01.02	1242	B	55 kW	410	5
FIESTA IV (JA_, JB_) 1.25 i 16V	DHG	08.95 - 01.02	1242	B	55 kW	410	5
FIESTA IV (JA_, JB_) 1.4 i 16V	FHA	04.96 - 01.02	1388	B	66 kW	412	13
FIESTA IV (JA_, JB_) 1.4 i 16V	FHE	04.96 - 01.02	1388	B	66 kW	412	13
FIESTA IV (JA_, JB_) 1.6 16V Sport	L1T	02.00 - 01.02	1596	B	76 kW	413	20
FIESTA IV (JA_, JB_) 1.6 16V Sport	L1V	02.00 - 01.02	1596	B	76 kW	413	20
FIESTA IV (JA_, JB_) 1.6	L1V	02.99 - 09.02	1596	B	72 kW	413	20
FIESTA IV (JA_, JB_) 1.6	L1V	02.99 - 09.02	1596	B	70 kW	413	20
FIESTA IV (JA_, JB_) 1.8 DI	RTN	04.00 - 01.02	1753	D	55 kW	416	31
FIESTA IV (JA_, JB_) 1.8 DI	RTP	04.00 - 01.02	1753	D	55 kW	416	31
FIESTA IV (JA_, JB_) 1.8 DI	RTQ	04.00 - 01.02	1753	D	55 kW	416	31
FIESTA IV (JA_, JB_) 1.8 D	RTJ	08.95 - 09.02	1753	D	44 kW	416	33
FIESTA IV (JA_, JB_) 1.8 D	RTK	08.95 - 09.02	1753	D	44 kW	416	33
FIESTA Kasten/Großraumlimousine (F3L, F5L) 1.8 D	RTC	09.91 - 02.96	1753	D	44 kW	416	33
FIESTA Kasten/Großraumlimousine (F3L, F5L) 1.8 D	RTD	09.91 - 02.96	1753	D	44 kW	416	33
FIESTA Kasten/Großraumlimousine (F3L, F5L) 1.8 D	RTG	09.91 - 02.96	1753	D	44 kW	416	33
FIESTA Kasten/Großraumlimousine (J5_, J3_) 1.4 i	FHA	04.96 - 10.99	1388	B	66 kW	412	13
FIESTA Kasten/Großraumlimousine (J5_, J3_) 1.8 DI	RTN	09.00 - 08.03	1753	D	55 kW	416	31
FIESTA Kasten/Großraumlimousine (J5_, J3_) 1.8 DI	RTP	09.00 - 08.03	1753	D	55 kW	416	31
FIESTA Kasten/Großraumlimousine (J5_, J3_) 1.8 D	RTJ	02.96 - 04.02	1753	D	44 kW	416	33
FIESTA Kasten/Großraumlimousine (J5_, J3_) 1.8 D	RTK	02.96 - 04.02	1753	D	44 kW	416	33
FIESTA Kasten/Schrägheck (FVD) 1.8 D (FVJ)	RTC	03.89 - 12.95	1753	D	44 kW	416	33
FIESTA Kasten/Schrägheck (FVD) 1.8 D (FVJ)	RTD	03.89 - 12.95	1753	D	44 kW	416	33
FIESTA Kasten/Schrägheck (FVD) 1.8 D (FVJ)	RTG	03.89 - 12.95	1753	D	44 kW	416	33
FIESTA Kasten/Schrägheck (JV_) 1.4	FHA	08.98 - 04.02	1388	B	66 kW	412	13
FIESTA Kasten/Schrägheck (JV_) D 1.8	RTJ	05.98 - 04.02	1753	D	44 kW	416	33
FIESTA Kasten/Schrägheck (JV_) D 1.8	RTK	05.98 - 04.02	1753	D	44 kW	416	33
FIESTA Kasten/Schrägheck (JV_) TD 1.8	RTN	03.00 - 08.03	1753	D	55 kW	416	31
FIESTA Kasten/Schrägheck (JV_) TD 1.8	RTP	03.00 - 08.03	1753	D	55 kW	416	31
FIESTA Kasten/Schrägheck (JV_) TD 1.8	RTQ	03.00 - 08.03	1753	D	55 kW	416	31
FIESTA Stufenheck 1.0 EcoBoost	M1JE	09.13	998	B	92 kW	411	7
FIESTA Stufenheck 1.0 EcoBoost	M1JH	09.13	998	B	92 kW	411	7
FIESTA Stufenheck 1.4 TDCi	F6JC	05.02 - 12.14	1399	D	50 kW	411	10
FIESTA Stufenheck 1.4 TDCi	KVJA	05.02 - 12.14	1399	D	50 kW	411	10
FIESTA Stufenheck 1.6 TDCi	HHJC	10.10	1560	D	66 kW	412	11
FIESTA Stufenheck 1.6 Ti	HXJA	04.10	1596	B	88 kW	413	19
FIESTA Stufenheck 1.6 Ti	HXJB	04.10	1596	B	88 kW	413	19
FIESTA Stufenheck 1.6 Ti	IQJA	03.15	1596	B	77 kW	413	19
FIESTA Stufenheck 1.6 Ti	IQJC	03.15	1596	B	77 kW	413	19
FIESTA Stufenheck 1.6 Ti	IQJE	03.15	1596	B	77 kW	413	19
FIESTA Stufenheck 1.6	HXJA	10.10	1596	B	89 kW	413	19
FIESTA Stufenheck 1.6	HXJB	10.10	1596	B	89 kW	413	19
FIESTA V (JH_, JD_) 1.25 16V	FUJA	05.02 - 06.08	1242	B	55 kW	410	5
FIESTA V (JH_, JD_) 1.25 16V	FUJB	05.02 - 06.08	1242	B	55 kW	410	5
FIESTA V (JH_, JD_) 1.25 16V	M7JA	03.03 - 06.08	1242	B	51 kW	410	5








FIESTA V (JH_, JD_) 1.25 16V	M7JB	03.03 - 06.08	1242	B	51 kW	410	5
FIESTA V (JH_, JD_) 1.4 16V	FXJA	11.01 - 06.08	1388	B	59 kW	412	13
FIESTA V (JH_, JD_) 1.4 16V	FXJB	11.01 - 06.08	1388	B	59 kW	412	13
FIESTA V (JH_, JD_) 1.4 TDCi	F6JA	11.01 - 06.08	1399	D	50 kW	411	9
FIESTA V (JH_, JD_) 1.4 TDCi	F6JB	11.01 - 06.08	1399	D	50 kW	411	9
FIESTA V (JH_, JD_) 1.6 16V	FYJA	11.01 - 06.08	1596	B	74 kW	413	18
FIESTA V (JH_, JD_) 1.6 16V	FYJB	11.01 - 06.08	1596	B	74 kW	413	18
FIESTA V (JH_, JD_) 1.6 TDCi	HHJA	11.04 - 06.08	1560	D	66 kW	412	11
FIESTA V (JH_, JD_) 1.6 TDCi	HHJB	11.04 - 06.08	1560	D	66 kW	412	11
FIESTA V (JH_, JD_) ST150	N4JB	04.04 - 03.09	1999	B	110 kW	420	47
FIESTA V Van 1.4 TDCi	F6JA	10.03 - 12.10	1399	D	50 kW	411	9
FIESTA V Van 1.4 TDCi	F6JB	10.03 - 12.10	1399	D	50 kW	411	9
FIESTA V Van 1.4	FXJA	05.02 - 09.05	1388	B	59 kW	412	13
FIESTA V Van 1.6 TDCi	HHJA	04.07 - 09.09	1560	D	66 kW	412	11
FIESTA V Van 1.6 TDCi	HHJB	04.07 - 09.09	1560	D	66 kW	412	11
FIESTA V Van 1.6 TDCi	HHJD	04.07 - 09.09	1560	D	66 kW	412	11
FIESTA VI (CB1, CCN) 1.0 EcoBoost	M1JE	06.11	998	B	92 kW	411	7
FIESTA VI (CB1, CCN) 1.0 EcoBoost	M1JH	06.11	998	B	92 kW	411	7
FIESTA VI (CB1, CCN) 1.0 EcoBoost	SFJA	01.13	998	B	74 kW	411	7
FIESTA VI (CB1, CCN) 1.0 EcoBoost	SFJB	01.13	998	B	74 kW	411	7
FIESTA VI (CB1, CCN) 1.0 EcoBoost	SFJC	01.13	998	B	74 kW	411	7
FIESTA VI (CB1, CCN) 1.0 EcoBoost	SFJD	01.13	998	B	74 kW	411	7
FIESTA VI (CB1, CCN) 1.0 Sport	YYJA	05.14 - 04.17	998	B	103 kW	411	7
FIESTA VI (CB1, CCN) 1.0 Sport	YYJB	05.14 - 04.17	998	B	103 kW	411	7
FIESTA VI (CB1, CCN) 1.0	P4JA	10.12 - 04.17	998	B	59 kW	411	7
FIESTA VI (CB1, CCN) 1.0	P4JB	10.12 - 04.17	998	B	59 kW	411	7
FIESTA VI (CB1, CCN) 1.0	P4JC	10.12 - 04.17	998	B	59 kW	411	7
FIESTA VI (CB1, CCN) 1.0	P4JD	10.12 - 04.17	998	B	59 kW	411	7
FIESTA VI (CB1, CCN) 1.0	XMJA	01.13 - 04.17	998	B	48 kW	411	7
FIESTA VI (CB1, CCN) 1.0	XMJB	01.13 - 04.17	998	B	48 kW	411	7
FIESTA VI (CB1, CCN) 1.25	SNJB	06.08 - 04.17	1242	B	60 kW	410	6
FIESTA VI (CB1, CCN) 1.25	SNJC	06.08 - 04.17	1242	B	60 kW	410	6
FIESTA VI (CB1, CCN) 1.25	SNJD	06.08 - 04.17	1242	B	60 kW	410	6
FIESTA VI (CB1, CCN) 1.4 LPG	RTJA	01.09 - 04.17	1388	B/G	71 kW	412	13
FIESTA VI (CB1, CCN) 1.4 LPG	RTJA	01.09 - 04.17	1388	B/G	68 kW	412	13
FIESTA VI (CB1, CCN) 1.4 LPG	RTJB	01.09 - 04.17	1388	B/G	71 kW	412	13
FIESTA VI (CB1, CCN) 1.4 LPG	RTJB	01.09 - 04.17	1388	B/G	68 kW	412	13
FIESTA VI (CB1, CCN) 1.4 LPG	SPJA	01.09 - 04.17	1388	B/G	71 kW	412	15
FIESTA VI (CB1, CCN) 1.4 LPG	SPJC	01.09 - 04.17	1388	B/G	71 kW	412	15
FIESTA VI (CB1, CCN) 1.4 LPG	SPJE	01.09 - 04.17	1388	B/G	71 kW	412	15
FIESTA VI (CB1, CCN) 1.4 TDCi	F6JB	08.08 - 09.12	1399	D	50 kW	411	9
FIESTA VI (CB1, CCN) 1.4 TDCi	F6JD	07.10 - 09.12	1399	D	51 kW	411	10
FIESTA VI (CB1, CCN) 1.4 TDCi	F6JD	08.08 - 09.12	1399	D	50 kW	411	10
FIESTA VI (CB1, CCN) 1.4 TDCi	KVJA	07.10 - 09.12	1399	D	51 kW	411	10
FIESTA VI (CB1, CCN) 1.4	RTJA	10.08	1388	B	71 kW	412	13
FIESTA VI (CB1, CCN) 1.4	RTJB	10.08	1388	B	71 kW	412	13
FIESTA VI (CB1, CCN) 1.4	SPJA	10.08	1388	B	71 kW	412	15
FIESTA VI (CB1, CCN) 1.4	SPJC	10.08	1388	B	71 kW	412	15
FIESTA VI (CB1, CCN) 1.4	SPJE	10.08	1388	B	71 kW	412	15
FIESTA VI (CB1, CCN) 1.6 ST200	JTJC	06.13 - 04.17	1596	B	147 kW	413	19
FIESTA VI (CB1, CCN) 1.6 ST	JTJA	03.13 - 12.19	1596	B	134 kW	413	19
FIESTA VI (CB1, CCN) 1.6 ST	JTJB	03.13 - 12.19	1596	B	134 kW	413	19
FIESTA VI (CB1, CCN) 1.6 TDCi	HHJC	06.08 - 12.12	1560	D	66 kW	412	11
FIESTA VI (CB1, CCN) 1.6 TDCi	HHJD	06.08 - 12.12	1560	D	66 kW	412	11
FIESTA VI (CB1, CCN) 1.6 TDCi	HHJE	06.08 - 12.12	1560	D	66 kW	412	11
FIESTA VI (CB1, CCN) 1.6 TDCi	HHJF	06.08 - 12.12	1560	D	55 kW	412	11
FIESTA VI (CB1, CCN) 1.6 TDCi	T3JA	02.10 - 12.15	1560	D	70 kW	412	11
FIESTA VI (CB1, CCN) 1.6 TDCi	TZJA	02.10 - 12.15	1560	D	70 kW	412	11
FIESTA VI (CB1, CCN) 1.6 TDCi	TZJB	02.10 - 12.15	1560	D	70 kW	412	11
FIESTA VI (CB1, CCN) 1.6 TDCi	UBJA	06.08 - 12.12	1560	D	55 kW	412	11
FIESTA VI (CB1, CCN) 1.6 Ti	HXJA	06.08 - 04.14	1596	B	88 kW	413	19
FIESTA VI (CB1, CCN) 1.6 Ti	HXJB	06.08 - 04.14	1596	B	88 kW	413	19

			ccm		kw		1 POS
FIESTA VI (CB1, CCN) 1.6 Ti	IQJA	01.10	1596	B	77 kW	413	19
FIESTA VI (CB1, CCN) 1.6 Ti	IQJC	01.10	1596	B	77 kW	413	19
FIESTA VI (CB1, CCN) 1.6 Ti	IQJE	01.10	1596	B	77 kW	413	19
FIESTA VI (CB1, CCN) 1.6	HXJA	10.10	1596	B	89 kW	413	19
FIESTA VI Van 1.0 EcoBoost	M1JE	09.12	998	B	92 kW	411	7
FIESTA VI Van 1.0 EcoBoost	M1JH	09.12	998	B	92 kW	411	7
FIESTA VI Van 1.0 EcoBoost	SFJA	01.13	998	B	74 kW	411	7
FIESTA VI Van 1.0 EcoBoost	SFJB	01.13	998	B	74 kW	411	7
FIESTA VI Van 1.0 EcoBoost	SFJC	01.13	998	B	74 kW	411	7
FIESTA VI Van 1.0 EcoBoost	SFJD	01.13	998	B	74 kW	411	7
FIESTA VI Van 1.0 EcoBoost	YYJA	05.14	998	B	103 kW	411	7
FIESTA VI Van 1.0 EcoBoost	YYJB	05.14	998	B	103 kW	411	7
FIESTA VI Van 1.0	P4JA	10.12	998	B	59 kW	411	7
FIESTA VI Van 1.0	P4JB	10.12	998	B	59 kW	411	7
FIESTA VI Van 1.0	P4JC	10.12	998	B	59 kW	411	7
FIESTA VI Van 1.0	P4JD	10.12	998	B	59 kW	411	7
FIESTA VI Van 1.0	XMJA	01.13	998	B	48 kW	411	7
FIESTA VI Van 1.0	XMJB	01.13	998	B	48 kW	411	7
FIESTA VI Van 1.25	SNJB	01.09	1242	B	60 kW	410	6
FIESTA VI Van 1.25	SNJC	01.09	1242	B	60 kW	410	6
FIESTA VI Van 1.25	SNJD	01.09	1242	B	60 kW	410	6
FIESTA VI Van 1.4 TDCi	F6JB	01.09	1399	D	50 kW	411	9
FIESTA VI Van 1.4 TDCi	F6JD	07.10	1399	D	51 kW	411	10
FIESTA VI Van 1.4 TDCi	F6JD	01.09	1399	D	50 kW	411	10
FIESTA VI Van 1.4 TDCi	KVJA	07.10	1399	D	51 kW	411	10
FIESTA VI Van 1.4	SPJA	10.08 - 12.12	1388	B	71 kW	412	15
FIESTA VI Van 1.4	SPJC	10.08 - 12.12	1388	B	71 kW	412	15
FIESTA VI Van 1.6 ST	JTJA	03.13	1596	B	134 kW	413	19
FIESTA VI Van 1.6 ST	JTJB	03.13	1596	B	134 kW	413	19
FIESTA VI Van 1.6 TDCi	HHJC	01.09	1560	D	66 kW	412	11
FIESTA VI Van 1.6 TDCi	HHJD	01.09	1560	D	66 kW	412	11
FIESTA VI Van 1.6 TDCi	HHJE	01.09	1560	D	66 kW	412	11
FIESTA VI Van 1.6 TDCi	T3JA	02.10	1560	D	70 kW	412	11
FIESTA VI Van 1.6 TDCi	TZJA	02.10	1560	D	70 kW	412	11
FIESTA VI Van 1.6 TDCi	TZJB	02.10	1560	D	70 kW	412	11
FIESTA VI Van 1.6 Ti-VCT	HXJA	10.08 - 12.12	1596	B	88 kW	413	19
FIESTA VI Van 1.6 Ti-VCT	HXJB	10.08 - 12.12	1596	B	88 kW	413	19
FOCUS C-MAX (DM2) 1.6 TDCi	G8DA	10.03 - 03.07	1560	D	80 kW	412	11
FOCUS C-MAX (DM2) 1.6 TDCi	G8DB	10.03 - 03.07	1560	D	80 kW	412	11
FOCUS C-MAX (DM2) 1.6 TDCi	G8DD	10.03 - 03.07	1560	D	80 kW	412	11
FOCUS C-MAX (DM2) 1.6 TDCi	G8DE	10.03 - 03.07	1560	D	80 kW	412	11
FOCUS C-MAX (DM2) 1.6 TDCi	G8DF	10.03 - 03.07	1560	D	80 kW	412	11
FOCUS C-MAX (DM2) 1.6 TDCi	HHDA	02.05 - 03.07	1560	D	66 kW	412	11
FOCUS C-MAX (DM2) 1.6 TDCi	HHDB	02.05 - 03.07	1560	D	66 kW	412	11
FOCUS C-MAX (DM2) 1.6 Ti	HXDA	08.04 - 03.07	1596	B	85 kW	413	18
FOCUS C-MAX (DM2) 1.6 Ti	SIDA	08.04 - 03.07	1596	B	85 kW	413	19
FOCUS C-MAX (DM2) 1.6	HWDA	10.03 - 03.07	1596	B	74 kW	413	18
FOCUS C-MAX (DM2) 1.6	HWDB	10.03 - 03.07	1596	B	74 kW	413	18
FOCUS C-MAX (DM2) 1.6	SHDA	10.03 - 03.07	1596	B	74 kW	413	18
FOCUS C-MAX (DM2) 1.6	SHDB	10.03 - 03.07	1596	B	74 kW	413	18
FOCUS C-MAX (DM2) 1.6	SHDC	10.03 - 03.07	1596	B	74 kW	413	18
FOCUS C-MAX (DM2) 1.8 Flexifuel	Q7DA	01.06 - 03.07	1798	B/E	92 kW	417	36
FOCUS C-MAX (DM2) 1.8 TDCi	KKDA	01.05 - 03.07	1753	D	85 kW	416	31
FOCUS C-MAX (DM2) 1.8 TDCi	KKDB	01.05 - 03.07	1753	D	85 kW	416	31
FOCUS C-MAX (DM2) 1.8	CSDA	10.03 - 03.07	1798	B	88 kW	417	36
FOCUS C-MAX (DM2) 1.8	CSDB	10.03 - 03.07	1798	B	88 kW	417	36
FOCUS C-MAX (DM2) 1.8	Q7DA	04.04 - 03.07	1798	B	92 kW	417	36
FOCUS C-MAX (DM2) 1.8	QQDA	04.04 - 03.07	1798	B	92 kW	417	36
FOCUS C-MAX (DM2) 1.8	QQDB	04.04 - 03.07	1798	B	92 kW	417	36
FOCUS C-MAX (DM2) 1.8	QQDC	09.05 - 03.07	1798	B	90 kW	417	36
FOCUS C-MAX (DM2) 2.0 TDCi	G6DA	10.03 - 03.07	1997	D	100 kW	418	42
FOCUS C-MAX (DM2) 2.0 TDCi	G6DB	10.03 - 03.07	1997	D	100 kW	418	42








FOCUS C-MAX (DM2) 2.0 TDCi	G6DC	10.03 - 03.07	1997	D	98 kW	418	42
FOCUS C-MAX (DM2) 2.0 TDCi	G6DD	10.03 - 03.07	1997	D	100 kW	418	42
FOCUS C-MAX (DM2) 2.0 TDCi	G6DE	10.03 - 03.07	1997	D	98 kW	418	42
FOCUS C-MAX (DM2) 2.0 TDCi	G6DF	10.03 - 03.07	1997	D	98 kW	418	42
FOCUS C-MAX (DM2) 2.0 TDCi	G6DG	10.03 - 03.07	1997	D	100 kW	418	42
FOCUS C-MAX (DM2) 2.0	AODA	03.04 - 03.07	1999	B	107 kW	420	47
FOCUS C-MAX (DM2) 2.0	AODB	03.04 - 03.07	1999	B	107 kW	420	47
FOCUS C-MAX (DM2) 2.0	AODE	03.04 - 03.07	1999	B	107 kW	420	47
FOCUS C-MAX (DM2) 2.0	SYDA	03.04 - 03.07	1999	B	107 kW	420	49
FOCUS I (DAW, DBW) 1.4 16V	FXDA	10.98 - 11.04	1388	B	55 kW	412	13
FOCUS I (DAW, DBW) 1.4 16V	FXDA	10.98 - 09.99	1388	B	55 kW	412	13
FOCUS I (DAW, DBW) 1.4 16V	FXDB	10.98 - 11.04	1388	B	55 kW	412	13
FOCUS I (DAW, DBW) 1.4 16V	FXDC	10.98 - 11.04	1388	B	55 kW	412	13
FOCUS I (DAW, DBW) 1.4 16V	FXDD	10.98 - 11.04	1388	B	55 kW	412	13
FOCUS I (DAW, DBW) 1.6 16V Flexifuel	FYDH	01.02 - 11.04	1596	B/E	75 kW	413	18
FOCUS I (DAW, DBW) 1.6 16V	FYDA	10.98 - 11.04	1596	B	74 kW	413	18
FOCUS I (DAW, DBW) 1.6 16V	FYDB	10.98 - 11.04	1596	B	74 kW	413	18
FOCUS I (DAW, DBW) 1.6 16V	FYDC	10.98 - 11.04	1596	B	74 kW	413	18
FOCUS I (DAW, DBW) 1.6 16V	FYDD	10.98 - 11.04	1596	B	74 kW	413	18
FOCUS I (DAW, DBW) 1.6 16V	FYDH	10.98 - 11.04	1596	B	74 kW	413	18
FOCUS I (DAW, DBW) 1.6	FYDA	07.03 - 06.07	1596	B	76 kW	413	18
FOCUS I (DAW, DBW) 1.8 16V BiFuel	EYDD	09.02 - 07.04	1796	B/G	85 kW	415	28
FOCUS I (DAW, DBW) 1.8 16V BiFuel	EYDG	09.02 - 07.04	1796	B/G	85 kW	415	28
FOCUS I (DAW, DBW) 1.8 16V BiFuel	EYDI	09.02 - 07.04	1796	B/G	85 kW	415	28
FOCUS I (DAW, DBW) 1.8 16V	EYDB	10.98 - 11.04	1796	B	85 kW	415	28
FOCUS I (DAW, DBW) 1.8 16V	EYDC	10.98 - 11.04	1796	B	85 kW	415	28
FOCUS I (DAW, DBW) 1.8 16V	EYDD	10.98 - 11.04	1796	B	85 kW	415	28
FOCUS I (DAW, DBW) 1.8 16V	EYDE	10.98 - 11.04	1796	B	85 kW	415	28
FOCUS I (DAW, DBW) 1.8 16V	EYDF	10.98 - 11.04	1796	B	85 kW	415	28
FOCUS I (DAW, DBW) 1.8 16V	EYDG	10.98 - 11.04	1796	B	85 kW	415	28
FOCUS I (DAW, DBW) 1.8 16V	EYDI	10.98 - 11.04	1796	B	85 kW	415	28
FOCUS I (DAW, DBW) 1.8 16V	EYDJ	10.98 - 11.04	1796	B	85 kW	415	28
FOCUS I (DAW, DBW) 1.8 16V	EYDL	10.98 - 11.04	1796	B	85 kW	415	28
FOCUS I (DAW, DBW) 1.8 DI / TDDi	BHDA	08.99 - 11.04	1753	D	55 kW	416	31
FOCUS I (DAW, DBW) 1.8 DI / TDDi	BHDB	08.99 - 11.04	1753	D	55 kW	416	31
FOCUS I (DAW, DBW) 1.8 TDCi	F9DA	03.01 - 11.04	1753	D	85 kW	416	31
FOCUS I (DAW, DBW) 1.8 TDCi	F9DB	03.01 - 11.04	1753	D	85 kW	416	31
FOCUS I (DAW, DBW) 1.8 TDCi	FFDA	08.02 - 11.04	1753	D	74 kW	416	31
FOCUS I (DAW, DBW) 1.8 Turbo DI / TDDi	C9DA	10.98 - 11.04	1753	D	66 kW	416	31
FOCUS I (DAW, DBW) 1.8 Turbo DI / TDDi	C9DB	10.98 - 11.04	1753	D	66 kW	416	31
FOCUS I (DAW, DBW) 1.8 Turbo DI / TDDi	C9DC	10.98 - 11.04	1753	D	66 kW	416	31
FOCUS I (DAW, DBW) 2.0 16V	EDDB	10.98 - 07.06	1988	B	96 kW	417	39
FOCUS I (DAW, DBW) 2.0 16V	EDDB	07.00 - 05.05	1988	B	92 kW	417	39
FOCUS I (DAW, DBW) 2.0 16V	EDDC	10.98 - 07.06	1988	B	96 kW	417	39
FOCUS I (DAW, DBW) 2.0 16V	EDDD	10.98 - 07.06	1988	B	96 kW	417	39
FOCUS I (DAW, DBW) 2.0 16V	EDDF	10.98 - 07.06	1988	B	96 kW	417	39
FOCUS I (DAW, DBW) 2.0	AODA	06.05 - 09.08	1999	B	107 kW	420	47
FOCUS I (DAW, DBW) 2.0	AODE	06.05 - 09.08	1999	B	104 kW	420	47
FOCUS I Kasten/Kombi (DNW) 1.4	FXDA	04.99 - 03.05	1388	B	55 kW	412	13
FOCUS I Kasten/Kombi (DNW) 1.4	FXDB	04.99 - 03.05	1388	B	55 kW	412	13
FOCUS I Kasten/Kombi (DNW) 1.4	FXDC	04.99 - 03.05	1388	B	55 kW	412	13
FOCUS I Kasten/Kombi (DNW) 1.4	FXDD	04.99 - 03.05	1388	B	55 kW	412	13
FOCUS I Kasten/Kombi (DNW) 1.6	FYDA	04.99 - 03.05	1596	B	74 kW	413	18
FOCUS I Kasten/Kombi (DNW) 1.6	FYDB	04.99 - 03.05	1596	B	74 kW	413	18
FOCUS I Kasten/Kombi (DNW) 1.6	FYDC	04.99 - 03.05	1596	B	74 kW	413	18
FOCUS I Kasten/Kombi (DNW) 1.6	FYDD	04.99 - 03.05	1596	B	74 kW	413	18
FOCUS I Kasten/Kombi (DNW) 1.8 TDCi	F9DA	08.01 - 03.05	1753	D	85 kW	416	31
FOCUS I Kasten/Kombi (DNW) 1.8 TDCi	F9DB	08.01 - 03.05	1753	D	85 kW	416	31
FOCUS I Kasten/Kombi (DNW) 1.8 TDCi	FFDA	08.02 - 03.05	1753	D	74 kW	416	31
FOCUS I Kasten/Kombi (DNW) 1.8 TDDi	BHDA	08.99 - 03.05	1753	D	55 kW	416	31
FOCUS I Kasten/Kombi (DNW) 1.8 TDDi	BHDB	08.99 - 03.05	1753	D	55 kW	416	31
FOCUS I Kasten/Kombi (DNW) 1.8 TDDi	C9DA	08.98 - 03.05	1753	D	66 kW	416	31








			ccm		kw		1 POS
FOCUS I Kasten/Kombi (DNW) 1.8 TDDi	C9DB	08.98 - 03.05	1753	D	66 kW	416	31
FOCUS I Kasten/Kombi (DNW) 1.8 TDDi	C9DC	08.98 - 03.05	1753	D	66 kW	416	31
FOCUS I Kasten/Kombi (DNW) 1.8	EYDB	04.99 - 03.05	1796	B	85 kW	415	28
FOCUS I Kasten/Kombi (DNW) 1.8	EYDC	04.99 - 03.05	1796	B	85 kW	415	28
FOCUS I Kasten/Kombi (DNW) 1.8	EYDD	04.99 - 03.05	1796	B	85 kW	415	28
FOCUS I Kasten/Kombi (DNW) 1.8	EYDE	04.99 - 03.05	1796	B	85 kW	415	28
FOCUS I Kasten/Kombi (DNW) 1.8	EYDF	04.99 - 03.05	1796	B	85 kW	415	28
FOCUS I Kasten/Kombi (DNW) 1.8	EYDG	04.99 - 03.05	1796	B	85 kW	415	28
FOCUS I Stufenheck (DFW) 1.4 16V	FXDA	02.99 - 11.04	1388	B	55 kW	412	13
FOCUS I Stufenheck (DFW) 1.4 16V	FXDB	02.99 - 11.04	1388	B	55 kW	412	13
FOCUS I Stufenheck (DFW) 1.4 16V	FXDC	02.99 - 11.04	1388	B	55 kW	412	13
FOCUS I Stufenheck (DFW) 1.4 16V	FXDD	02.99 - 11.04	1388	B	55 kW	412	13
FOCUS I Stufenheck (DFW) 1.6 16V	FYDA	02.99 - 11.04	1596	B	74 kW	413	18
FOCUS I Stufenheck (DFW) 1.6 16V	FYDB	02.99 - 11.04	1596	B	74 kW	413	18
FOCUS I Stufenheck (DFW) 1.6 16V	FYDC	02.99 - 11.04	1596	B	74 kW	413	18
FOCUS I Stufenheck (DFW) 1.6 16V	FYDD	02.99 - 11.04	1596	B	74 kW	413	18
FOCUS I Stufenheck (DFW) 1.6 16V	FYDH	02.99 - 11.04	1596	B	74 kW	413	18
FOCUS I Stufenheck (DFW) 1.8 16V	EYDB	02.99 - 11.04	1796	B	85 kW	415	28
FOCUS I Stufenheck (DFW) 1.8 16V	EYDC	02.99 - 11.04	1796	B	85 kW	415	28
FOCUS I Stufenheck (DFW) 1.8 16V	EYDD	02.99 - 11.04	1796	B	85 kW	415	28
FOCUS I Stufenheck (DFW) 1.8 16V	EYDE	02.99 - 11.04	1796	B	85 kW	415	28
FOCUS I Stufenheck (DFW) 1.8 16V	EYDF	02.99 - 11.04	1796	B	85 kW	415	28
FOCUS I Stufenheck (DFW) 1.8 16V	EYDG	02.99 - 11.04	1796	B	85 kW	415	28
FOCUS I Stufenheck (DFW) 1.8 16V	EYDI	02.99 - 11.04	1796	B	85 kW	415	28
FOCUS I Stufenheck (DFW) 1.8 16V	EYDJ	02.99 - 11.04	1796	B	85 kW	415	28
FOCUS I Stufenheck (DFW) 1.8 16V	EYDL	02.99 - 11.04	1796	B	85 kW	415	28
FOCUS I Stufenheck (DFW) 1.8 TDCi	F9DA	03.01 - 04.05	1753	D	85 kW	416	31
FOCUS I Stufenheck (DFW) 1.8 TDCi	F9DB	03.01 - 04.05	1753	D	85 kW	416	31
FOCUS I Stufenheck (DFW) 1.8 TDCi	FFDA	08.02 - 11.04	1753	D	74 kW	416	31
FOCUS I Stufenheck (DFW) 1.8 Turbo DI / TDDi	BHDA	08.01 - 03.05	1753	D	55 kW	416	31
FOCUS I Stufenheck (DFW) 1.8 Turbo DI / TDDi	BHDB	08.01 - 03.05	1753	D	55 kW	416	31
FOCUS I Stufenheck (DFW) 1.8 Turbo DI / TDDi	C9DA	02.99 - 06.05	1753	D	66 kW	416	31
FOCUS I Stufenheck (DFW) 1.8 Turbo DI / TDDi	C9DB	02.99 - 06.05	1753	D	66 kW	416	31
FOCUS I Stufenheck (DFW) 1.8 Turbo DI / TDDi	C9DC	02.99 - 06.05	1753	D	66 kW	416	31
FOCUS I Stufenheck (DFW) 2.0 16V	EDDB	02.99 - 07.06	1988	B	96 kW	417	39
FOCUS I Stufenheck (DFW) 2.0 16V	EDDB	07.00 - 05.05	1988	B	93 kW	417	39
FOCUS I Stufenheck (DFW) 2.0 16V	EDDC	02.99 - 07.06	1988	B	96 kW	417	39
FOCUS I Stufenheck (DFW) 2.0 16V	EDDC	07.00 - 05.05	1988	B	93 kW	417	39
FOCUS I Stufenheck (DFW) 2.0 16V	EDDD	02.99 - 07.06	1988	B	96 kW	417	39
FOCUS I Stufenheck (DFW) 2.0 16V	EDDD	07.00 - 05.05	1988	B	93 kW	417	39
FOCUS I Stufenheck (DFW) 2.0 16V	EDDF	02.99 - 07.06	1988	B	96 kW	417	39
FOCUS I Stufenheck (DFW) 2.0 16V	EDDF	07.00 - 05.05	1988	B	93 kW	417	39
FOCUS I Stufenheck (DFW) 2.0	AODA	06.05 - 11.09	1999	B	107 kW	420	47
FOCUS I Stufenheck (DFW) 2.0	AODE	06.05 - 11.09	1999	B	104 kW	420	47
FOCUS I Stufenheck (DFW) 2.0	EDDD	02.99 - 11.04	1988	B	85 kW	417	39
FOCUS I Turnier (DNW) 1.4 16V	FXDA	02.99 - 03.05	1388	B	55 kW	412	13
FOCUS I Turnier (DNW) 1.4 16V	FXDB	02.99 - 03.05	1388	B	55 kW	412	13
FOCUS I Turnier (DNW) 1.4 16V	FXDC	02.99 - 03.05	1388	B	55 kW	412	13
FOCUS I Turnier (DNW) 1.4 16V	FXDD	02.99 - 03.05	1388	B	55 kW	412	13
FOCUS I Turnier (DNW) 1.6 16V Flexifuel	FYDH	01.02 - 11.04	1596	B/E	75 kW	413	18
FOCUS I Turnier (DNW) 1.6 16V	FYDA	02.99 - 11.04	1596	B	74 kW	413	18
FOCUS I Turnier (DNW) 1.6 16V	FYDB	02.99 - 11.04	1596	B	74 kW	413	18
FOCUS I Turnier (DNW) 1.6 16V	FYDC	02.99 - 11.04	1596	B	74 kW	413	18
FOCUS I Turnier (DNW) 1.6 16V	FYDD	02.99 - 11.04	1596	B	74 kW	413	18
FOCUS I Turnier (DNW) 1.6 16V	FYDH	02.99 - 11.04	1596	B	74 kW	413	18
FOCUS I Turnier (DNW) 1.8 16V	EYDB	02.99 - 11.04	1796	B	85 kW	415	28
FOCUS I Turnier (DNW) 1.8 16V	EYDC	02.99 - 11.04	1796	B	85 kW	415	28
FOCUS I Turnier (DNW) 1.8 16V	EYDD	02.99 - 11.04	1796	B	85 kW	415	28
FOCUS I Turnier (DNW) 1.8 16V	EYDE	02.99 - 11.04	1796	B	85 kW	415	28
FOCUS I Turnier (DNW) 1.8 16V	EYDF	02.99 - 11.04	1796	B	85 kW	415	28
FOCUS I Turnier (DNW) 1.8 16V	EYDG	02.99 - 11.04	1796	B	85 kW	415	28
FOCUS I Turnier (DNW) 1.8 16V	EYDI	02.99 - 11.04	1796	B	85 kW	415	28








FOCUS I Turnier (DNW) 1.8 16V	EYDJ	02.99 - 11.04	1796	B	85 kW	415	28
FOCUS I Turnier (DNW) 1.8 16V	EYDL	02.99 - 11.04	1796	B	85 kW	415	28
FOCUS I Turnier (DNW) 1.8 BiFuel	EYDL	02.03 - 01.05	1796	B/G	82 kW	415	28
FOCUS I Turnier (DNW) 1.8 DI / TDDi	BHDA	08.99 - 11.04	1753	D	55 kW	416	31
FOCUS I Turnier (DNW) 1.8 DI / TDDi	BHDB	08.99 - 11.04	1753	D	55 kW	416	31
FOCUS I Turnier (DNW) 1.8 TDCi	F9DA	03.01 - 11.04	1753	D	85 kW	416	31
FOCUS I Turnier (DNW) 1.8 TDCi	F9DB	03.01 - 11.04	1753	D	85 kW	416	31
FOCUS I Turnier (DNW) 1.8 TDCi	FFDA	08.02 - 11.04	1753	D	74 kW	416	31
FOCUS I Turnier (DNW) 1.8 Turbo DI / TDDi	C9DA	02.99 - 11.04	1753	D	66 kW	416	31
FOCUS I Turnier (DNW) 1.8 Turbo DI / TDDi	C9DB	02.99 - 11.04	1753	D	66 kW	416	31
FOCUS I Turnier (DNW) 1.8 Turbo DI / TDDi	C9DC	02.99 - 11.04	1753	D	66 kW	416	31
FOCUS I Turnier (DNW) 2.0 16V	EDDB	02.99 - 11.04	1988	B	96 kW	417	39
FOCUS I Turnier (DNW) 2.0 16V	EDDC	02.99 - 11.04	1988	B	96 kW	417	39
FOCUS I Turnier (DNW) 2.0 16V	EDDD	02.99 - 11.04	1988	B	96 kW	417	39
FOCUS I Turnier (DNW) 2.0 16V	EDDF	02.99 - 11.04	1988	B	96 kW	417	39
FOCUS II (DA_, HCP, DP) 1.4	ASDA	07.04 - 09.12	1388	B	59 kW	412	13
FOCUS II (DA_, HCP, DP) 1.4	ASDB	07.04 - 09.12	1388	B	59 kW	412	13
FOCUS II (DA_, HCP, DP) 1.6 LPG	SIDA	10.09 - 07.11	1596	B/G	85 kW	413	19
FOCUS II (DA_, HCP, DP) 1.6 TDCi	G8DA	07.04 - 09.12	1560	D	80 kW	412	11
FOCUS II (DA_, HCP, DP) 1.6 TDCi	G8DB	07.04 - 09.12	1560	D	80 kW	412	11
FOCUS II (DA_, HCP, DP) 1.6 TDCi	G8DC	07.04 - 09.12	1560	D	74 kW	412	11
FOCUS II (DA_, HCP, DP) 1.6 TDCi	G8DD	07.04 - 09.12	1560	D	80 kW	412	11
FOCUS II (DA_, HCP, DP) 1.6 TDCi	G8DE	07.04 - 09.12	1560	D	80 kW	412	11
FOCUS II (DA_, HCP, DP) 1.6 TDCi	G8DF	07.04 - 09.12	1560	D	80 kW	412	11
FOCUS II (DA_, HCP, DP) 1.6 TDCi	GPDA	01.05 - 09.12	1560	D	66 kW	412	11
FOCUS II (DA_, HCP, DP) 1.6 TDCi	GPDB	01.05 - 09.12	1560	D	66 kW	412	11
FOCUS II (DA_, HCP, DP) 1.6 TDCi	GPDC	01.05 - 09.12	1560	D	66 kW	412	11
FOCUS II (DA_, HCP, DP) 1.6 TDCi	HHDA	01.05 - 09.12	1560	D	66 kW	412	11
FOCUS II (DA_, HCP, DP) 1.6 TDCi	HHDB	01.05 - 09.12	1560	D	66 kW	412	11
FOCUS II (DA_, HCP, DP) 1.6 TDCi	MTDA	07.04 - 09.12	1560	D	74 kW	412	11
FOCUS II (DA_, HCP, DP) 1.6 Ti	HXDA	07.04 - 09.12	1596	B	85 kW	413	18
FOCUS II (DA_, HCP, DP) 1.6 Ti	HXDB	07.04 - 09.12	1596	B	85 kW	413	18
FOCUS II (DA_, HCP, DP) 1.6 Ti	SIDA	07.04 - 09.12	1596	B	85 kW	413	19
FOCUS II (DA_, HCP, DP) 1.6	HWDA	07.04 - 09.12	1596	B	74 kW	413	18
FOCUS II (DA_, HCP, DP) 1.6	HWDB	07.04 - 09.12	1596	B	74 kW	413	18
FOCUS II (DA_, HCP, DP) 1.6	SHDA	07.04 - 09.12	1596	B	74 kW	413	18
FOCUS II (DA_, HCP, DP) 1.6	SHDB	07.04 - 09.12	1596	B	74 kW	413	18
FOCUS II (DA_, HCP, DP) 1.6	SHDC	07.04 - 09.12	1596	B	74 kW	413	18
FOCUS II (DA_, HCP, DP) 1.8 Flexifuel	Q7DA	01.06 - 09.12	1798	B/E	92 kW	417	36
FOCUS II (DA_, HCP, DP) 1.8 Flexifuel	QQDA	01.06 - 09.12	1798	B/E	92 kW	417	36
FOCUS II (DA_, HCP, DP) 1.8 Flexifuel	QQDB	01.06 - 09.12	1798	B/E	92 kW	417	36
FOCUS II (DA_, HCP, DP) 1.8 Flexifuel	QQDD	12.05 - 12.11	1798	B/E	96 kW	417	35
FOCUS II (DA_, HCP, DP) 1.8 TDCi	KKDA	10.04 - 09.12	1753	D	85 kW	416	31
FOCUS II (DA_, HCP, DP) 1.8 TDCi	KKDB	10.04 - 09.12	1753	D	85 kW	416	31
FOCUS II (DA_, HCP, DP) 1.8	Q7DA	03.06 - 05.13	1798	B	92 kW	417	36
FOCUS II (DA_, HCP, DP) 1.8	QQDA	03.06 - 05.13	1798	B	92 kW	417	36
FOCUS II (DA_, HCP, DP) 1.8	QQDB	03.06 - 05.13	1798	B	92 kW	417	36
FOCUS II (DA_, HCP, DP) 2.0 CNG	SYDA	04.09 - 07.11	1999	B/G	107 kW	420	49
FOCUS II (DA_, HCP, DP) 2.0 Flex	SYDA	10.08 - 03.10	1999	B/E	107 kW	420	49
FOCUS II (DA_, HCP, DP) 2.0 LPG	SYDA	06.08 - 07.11	1999	B/G	107 kW	420	49
FOCUS II (DA_, HCP, DP) 2.0 TDCi	G6DA	07.04 - 09.12	1997	D	100 kW	418	42
FOCUS II (DA_, HCP, DP) 2.0 TDCi	G6DB	07.04 - 09.12	1997	D	100 kW	418	42
FOCUS II (DA_, HCP, DP) 2.0 TDCi	G6DD	07.04 - 09.12	1997	D	100 kW	418	42
FOCUS II (DA_, HCP, DP) 2.0 TDCi	G6DE	07.04 - 01.08	1997	D	98 kW	418	42
FOCUS II (DA_, HCP, DP) 2.0 TDCi	G6DF	07.04 - 01.08	1997	D	98 kW	418	42
FOCUS II (DA_, HCP, DP) 2.0 TDCi	G6DG	07.04 - 09.12	1997	D	100 kW	418	42
FOCUS II (DA_, HCP, DP) 2.0 TDCi	IXDA	02.08 - 07.11	1997	D	81 kW	418	42
FOCUS II (DA_, HCP, DP) 2.0	AODA	07.04 - 09.12	1999	B	107 kW	420	47
FOCUS II (DA_, HCP, DP) 2.0	AODB	07.04 - 09.12	1999	B	107 kW	420	47
FOCUS II (DA_, HCP, DP) 2.0	AODE	07.04 - 09.12	1999	B	107 kW	420	47
FOCUS II (DA_, HCP, DP) 2.0	SYDA	07.04 - 09.12	1999	B	107 kW	420	49
FOCUS II (DA_, HCP, DP) 2.0	SYDA	06.05 - 12.11	1999	B	104 kW	420	49

			ccm		kw		1 POS
FOCUS II Cabriolet 1.6	HWDA	10.06 - 09.10	1596	B	74 kW	413	18
FOCUS II Cabriolet 1.6	HWDB	10.06 - 09.10	1596	B	74 kW	413	18
FOCUS II Cabriolet 1.6	SHDA	10.06 - 09.10	1596	B	74 kW	413	18
FOCUS II Cabriolet 1.6	SHDB	10.06 - 09.10	1596	B	74 kW	413	18
FOCUS II Cabriolet 1.6	SHDC	10.06 - 09.10	1596	B	74 kW	413	18
FOCUS II Cabriolet 2.0 TDCi	G6DA	10.06 - 09.10	1997	D	100 kW	418	42
FOCUS II Cabriolet 2.0 TDCi	G6DB	10.06 - 09.10	1997	D	100 kW	418	42
FOCUS II Cabriolet 2.0 TDCi	G6DD	10.06 - 09.10	1997	D	100 kW	418	42
FOCUS II Cabriolet 2.0 TDCi	G6DG	10.06 - 09.10	1997	D	100 kW	418	42
FOCUS II Cabriolet 2.0	AODA	10.06 - 09.10	1999	B	107 kW	420	47
FOCUS II Cabriolet 2.0	AODB	10.06 - 09.10	1999	B	107 kW	420	47
FOCUS II Cabriolet 2.0	AODE	10.06 - 09.10	1999	B	107 kW	420	47
FOCUS II Cabriolet 2.0	SYDA	10.06 - 09.10	1999	B	107 kW	420	49
FOCUS II Kasten/Kombi 1.4	ASDA	09.05 - 07.11	1388	B	59 kW	412	13
FOCUS II Kasten/Kombi 1.4	ASDB	09.05 - 07.11	1388	B	59 kW	412	13
FOCUS II Kasten/Kombi 1.6 TDCi	G8DA	07.04 - 07.11	1560	D	80 kW	412	11
FOCUS II Kasten/Kombi 1.6 TDCi	G8DC	11.04 - 07.11	1560	D	74 kW	412	11
FOCUS II Kasten/Kombi 1.6 TDCi	HHDA	09.05 - 07.11	1560	D	66 kW	412	11
FOCUS II Kasten/Kombi 1.6 TDCi	MTDA	11.04 - 07.11	1560	D	74 kW	412	11
FOCUS II Kasten/Kombi 1.6 Ti-VCT	HXDA	09.05 - 07.11	1596	B	85 kW	413	18
FOCUS II Kasten/Kombi 1.6 Ti-VCT	HXDB	09.05 - 07.11	1596	B	85 kW	413	18
FOCUS II Kasten/Kombi 1.6 Ti-VCT	SIDA	09.05 - 07.11	1596	B	85 kW	413	19
FOCUS II Kasten/Kombi 1.6	HWDA	09.05 - 07.11	1596	B	74 kW	413	18
FOCUS II Kasten/Kombi 1.8 Flexifuel	Q7DA	06.09 - 07.11	1798	B/E	92 kW	417	36
FOCUS II Kasten/Kombi 1.8 Flexifuel	QQDA	06.09 - 07.11	1798	B/E	92 kW	417	36
FOCUS II Kasten/Kombi 2.0 TDCi	G6DB	09.05 - 07.11	1997	D	100 kW	418	42
FOCUS II Kasten/Kombi 2.0 TDCi	IXDA	06.09 - 07.11	1997	D	81 kW	418	42
FOCUS II Stufenheck (DB_, FCH, DH) 1.4	ASDA	04.05 - 09.12	1388	B	59 kW	412	13
FOCUS II Stufenheck (DB_, FCH, DH) 1.4	ASDB	04.05 - 09.12	1388	B	59 kW	412	13
FOCUS II Stufenheck (DB_, FCH, DH) 1.6 TDCi	G8DA	04.05 - 09.12	1560	D	80 kW	412	11
FOCUS II Stufenheck (DB_, FCH, DH) 1.6 TDCi	G8DB	04.05 - 09.12	1560	D	80 kW	412	11
FOCUS II Stufenheck (DB_, FCH, DH) 1.6 TDCi	G8DC	04.05 - 09.12	1560	D	74 kW	412	11
FOCUS II Stufenheck (DB_, FCH, DH) 1.6 TDCi	G8DD	04.05 - 09.12	1560	D	80 kW	412	11
FOCUS II Stufenheck (DB_, FCH, DH) 1.6 TDCi	G8DE	04.05 - 09.12	1560	D	80 kW	412	11
FOCUS II Stufenheck (DB_, FCH, DH) 1.6 TDCi	G8DF	04.05 - 09.12	1560	D	80 kW	412	11
FOCUS II Stufenheck (DB_, FCH, DH) 1.6 TDCi	GPDA	04.05 - 09.12	1560	D	66 kW	412	11
FOCUS II Stufenheck (DB_, FCH, DH) 1.6 TDCi	GPDB	04.05 - 09.12	1560	D	66 kW	412	11
FOCUS II Stufenheck (DB_, FCH, DH) 1.6 TDCi	GPDC	04.05 - 09.12	1560	D	66 kW	412	11
FOCUS II Stufenheck (DB_, FCH, DH) 1.6 TDCi	HHDA	04.05 - 09.12	1560	D	66 kW	412	11
FOCUS II Stufenheck (DB_, FCH, DH) 1.6 TDCi	HHDB	04.05 - 09.12	1560	D	66 kW	412	11
FOCUS II Stufenheck (DB_, FCH, DH) 1.6 TDCi	MTDA	04.05 - 09.12	1560	D	74 kW	412	11
FOCUS II Stufenheck (DB_, FCH, DH) 1.6 Ti	HXDA	04.05 - 09.12	1596	B	85 kW	413	18
FOCUS II Stufenheck (DB_, FCH, DH) 1.6 Ti	HXDB	04.05 - 09.12	1596	B	85 kW	413	18
FOCUS II Stufenheck (DB_, FCH, DH) 1.6 Ti	SIDA	04.05 - 09.12	1596	B	85 kW	413	19
FOCUS II Stufenheck (DB_, FCH, DH) 1.6	HWDA	04.05 - 09.12	1596	B	74 kW	413	18
FOCUS II Stufenheck (DB_, FCH, DH) 1.6	HWDB	04.05 - 09.12	1596	B	74 kW	413	18
FOCUS II Stufenheck (DB_, FCH, DH) 1.6	SHDA	04.05 - 09.12	1596	B	74 kW	413	18
FOCUS II Stufenheck (DB_, FCH, DH) 1.6	SHDB	04.05 - 09.12	1596	B	74 kW	413	18
FOCUS II Stufenheck (DB_, FCH, DH) 1.6	SHDC	04.05 - 09.12	1596	B	74 kW	413	18
FOCUS II Stufenheck (DB_, FCH, DH) 1.8 Flexifuel	Q7DA	06.06 - 07.11	1798	B/E	92 kW	417	36
FOCUS II Stufenheck (DB_, FCH, DH) 1.8 Flexifuel	QQDA	06.06 - 07.11	1798	B/E	92 kW	417	36
FOCUS II Stufenheck (DB_, FCH, DH) 1.8 Flexifuel	QQDB	06.06 - 07.11	1798	B/E	92 kW	417	36
FOCUS II Stufenheck (DB_, FCH, DH) 1.8 TDCi	KKDA	04.05 - 09.12	1753	D	85 kW	416	31
FOCUS II Stufenheck (DB_, FCH, DH) 1.8 TDCi	KKDB	04.05 - 09.12	1753	D	85 kW	416	31
FOCUS II Stufenheck (DB_, FCH, DH) 1.8	Q7DA	04.05 - 09.12	1798	B	92 kW	417	36
FOCUS II Stufenheck (DB_, FCH, DH) 1.8	QQDA	04.05 - 09.12	1798	B	92 kW	417	36
FOCUS II Stufenheck (DB_, FCH, DH) 1.8	QQDB	04.05 - 09.12	1798	B	92 kW	417	36
FOCUS II Stufenheck (DB_, FCH, DH) 2.0 Flex	SYDA	04.10 - 09.13	1999	B/E	109 kW	420	49
FOCUS II Stufenheck (DB_, FCH, DH) 2.0 TDCi	G6DA	04.05 - 09.12	1997	D	100 kW	418	42
FOCUS II Stufenheck (DB_, FCH, DH) 2.0 TDCi	G6DB	04.05 - 09.12	1997	D	100 kW	418	42
FOCUS II Stufenheck (DB_, FCH, DH) 2.0 TDCi	G6DD	04.05 - 09.12	1997	D	100 kW	418	42
FOCUS II Stufenheck (DB_, FCH, DH) 2.0 TDCi	G6DG	04.05 - 09.12	1997	D	100 kW	418	42








							
FOCUS II Stufenheck (DB_, FCH, DH) 2.0 TDCi	IXDA	02.08 - 07.11	1997	D	81 kW	418	42
FOCUS II Stufenheck (DB_, FCH, DH) 2.0	AODA	04.05 - 08.11	1999	B	107 kW	420	47
FOCUS II Stufenheck (DB_, FCH, DH) 2.0	AODB	04.05 - 08.11	1999	B	107 kW	420	47
FOCUS II Stufenheck (DB_, FCH, DH) 2.0	AODE	04.05 - 08.11	1999	B	107 kW	420	47
FOCUS II Stufenheck (DB_, FCH, DH) 2.0	SYDA	04.05 - 08.11	1999	B	107 kW	420	49
FOCUS II Stufenheck (DB_, FCH, DH) 2.0	SYDA	06.05 - 09.12	1999	B	104 kW	420	49
FOCUS II Turnier (DA_, FFS, DS) 1.4	ASDA	07.04 - 09.12	1388	B	59 kW	412	13
FOCUS II Turnier (DA_, FFS, DS) 1.4	ASDB	07.04 - 09.12	1388	B	59 kW	412	13
FOCUS II Turnier (DA_, FFS, DS) 1.6 LPG	SIDA	10.09 - 09.12	1596	B/G	85 kW	413	19
FOCUS II Turnier (DA_, FFS, DS) 1.6 TDCi	G8DA	12.07 - 09.12	1560	D	81 kW	412	11
FOCUS II Turnier (DA_, FFS, DS) 1.6 TDCi	G8DA	07.04 - 09.12	1560	D	80 kW	412	11
FOCUS II Turnier (DA_, FFS, DS) 1.6 TDCi	G8DB	07.04 - 09.12	1560	D	80 kW	412	11
FOCUS II Turnier (DA_, FFS, DS) 1.6 TDCi	G8DC	07.04 - 09.12	1560	D	74 kW	412	11
FOCUS II Turnier (DA_, FFS, DS) 1.6 TDCi	G8DD	07.04 - 09.12	1560	D	80 kW	412	11
FOCUS II Turnier (DA_, FFS, DS) 1.6 TDCi	G8DE	07.04 - 09.12	1560	D	80 kW	412	11
FOCUS II Turnier (DA_, FFS, DS) 1.6 TDCi	G8DF	07.04 - 09.12	1560	D	80 kW	412	11
FOCUS II Turnier (DA_, FFS, DS) 1.6 TDCi	GPDA	07.04 - 09.12	1560	D	66 kW	412	11
FOCUS II Turnier (DA_, FFS, DS) 1.6 TDCi	GPDB	07.04 - 09.12	1560	D	66 kW	412	11
FOCUS II Turnier (DA_, FFS, DS) 1.6 TDCi	GPDC	07.04 - 09.12	1560	D	66 kW	412	11
FOCUS II Turnier (DA_, FFS, DS) 1.6 TDCi	HHDA	07.04 - 09.12	1560	D	66 kW	412	11
FOCUS II Turnier (DA_, FFS, DS) 1.6 TDCi	HHDB	07.04 - 09.12	1560	D	66 kW	412	11
FOCUS II Turnier (DA_, FFS, DS) 1.6 TDCi	MTDA	07.04 - 09.12	1560	D	74 kW	412	11
FOCUS II Turnier (DA_, FFS, DS) 1.6 Ti	HXDA	07.04 - 09.12	1596	B	85 kW	413	18
FOCUS II Turnier (DA_, FFS, DS) 1.6 Ti	HXDB	07.04 - 09.12	1596	B	85 kW	413	18
FOCUS II Turnier (DA_, FFS, DS) 1.6 Ti	SIDA	07.04 - 09.12	1596	B	85 kW	413	19
FOCUS II Turnier (DA_, FFS, DS) 1.6	HWDA	07.04 - 07.11	1596	B	74 kW	413	18
FOCUS II Turnier (DA_, FFS, DS) 1.6	HWDB	07.04 - 07.11	1596	B	74 kW	413	18
FOCUS II Turnier (DA_, FFS, DS) 1.6	SHDA	07.04 - 07.11	1596	B	74 kW	413	18
FOCUS II Turnier (DA_, FFS, DS) 1.6	SHDB	07.04 - 07.11	1596	B	74 kW	413	18
FOCUS II Turnier (DA_, FFS, DS) 1.6	SHDC	07.04 - 07.11	1596	B	74 kW	413	18
FOCUS II Turnier (DA_, FFS, DS) 1.8 Flexifuel	Q7DA	01.06 - 09.12	1798	B/E	92 kW	417	36
FOCUS II Turnier (DA_, FFS, DS) 1.8 Flexifuel	QQDA	01.06 - 09.12	1798	B/E	92 kW	417	36
FOCUS II Turnier (DA_, FFS, DS) 1.8 Flexifuel	QQDB	01.06 - 09.12	1798	B/E	92 kW	417	36
FOCUS II Turnier (DA_, FFS, DS) 1.8 TDCi	KKDA	07.04 - 09.12	1753	D	85 kW	416	31
FOCUS II Turnier (DA_, FFS, DS) 1.8 TDCi	KKDB	07.04 - 09.12	1753	D	85 kW	416	31
FOCUS II Turnier (DA_, FFS, DS) 1.8	Q7DA	03.06 - 09.12	1798	B	92 kW	417	36
FOCUS II Turnier (DA_, FFS, DS) 1.8	QQDA	03.06 - 09.12	1798	B	92 kW	417	36
FOCUS II Turnier (DA_, FFS, DS) 1.8	QQDB	03.06 - 09.12	1798	B	92 kW	417	36
FOCUS II Turnier (DA_, FFS, DS) 2.0 LPG	SYDA	06.08 - 07.11	1999	B/G	107 kW	420	49
FOCUS II Turnier (DA_, FFS, DS) 2.0 TDCi	G6DA	07.04 - 09.12	1997	D	100 kW	418	42
FOCUS II Turnier (DA_, FFS, DS) 2.0 TDCi	G6DB	07.04 - 09.12	1997	D	100 kW	418	42
FOCUS II Turnier (DA_, FFS, DS) 2.0 TDCi	G6DD	07.04 - 09.12	1997	D	100 kW	418	42
FOCUS II Turnier (DA_, FFS, DS) 2.0 TDCi	G6DE	07.04 - 01.08	1997	D	98 kW	418	42
FOCUS II Turnier (DA_, FFS, DS) 2.0 TDCi	G6DF	07.04 - 01.08	1997	D	98 kW	418	42
FOCUS II Turnier (DA_, FFS, DS) 2.0 TDCi	G6DG	07.04 - 09.12	1997	D	100 kW	418	42
FOCUS II Turnier (DA_, FFS, DS) 2.0 TDCi	IXDA	02.08 - 07.11	1997	D	81 kW	418	42
FOCUS II Turnier (DA_, FFS, DS) 2.0	AODA	07.04 - 09.12	1999	B	107 kW	420	47
FOCUS II Turnier (DA_, FFS, DS) 2.0	AODB	07.04 - 09.12	1999	B	107 kW	420	47
FOCUS II Turnier (DA_, FFS, DS) 2.0	AODE	07.04 - 09.12	1999	B	107 kW	420	47
FOCUS II Turnier (DA_, FFS, DS) 2.0	SYDA	07.04 - 09.12	1999	B	107 kW	420	49
FOCUS III Kasten/Kombi 1.0 EcoBoost	M1DA	02.12	998	B	92 kW	411	7
FOCUS III Kasten/Kombi 1.0 EcoBoost	M2DA	02.12	998	B	74 kW	411	7
FOCUS III Kasten/Kombi 1.0 EcoBoost	SFDA	02.12	998	B	74 kW	411	7
FOCUS III Kasten/Kombi 2.0 TDCi	T7DB	11.14	1997	D	110 kW	418	42
FOCUS III Kasten/Schrägheck 1.0 EcoBoost	M1DA	02.12	998	B	92 kW	411	7
FOCUS III Kasten/Schrägheck 1.0 EcoBoost	M2DA	02.12	998	B	74 kW	411	7
FOCUS III Kasten/Schrägheck 1.0 EcoBoost	SFDA	02.12	998	B	74 kW	411	7
FOCUS III Kasten/Schrägheck 1.6 EcoBoost	JQDA	11.11 - 06.14	1596	B	110 kW	413	19
FOCUS III Kasten/Schrägheck 1.6 EcoBoost	JQDB	11.11 - 06.14	1596	B	110 kW	413	19
FOCUS III Kasten/Schrägheck 1.6 EcoBoost	JTDA	11.11 - 06.14	1596	B	134 kW	413	19
FOCUS III Kasten/Schrägheck 1.6 EcoBoost	JTDB	11.11 - 06.14	1596	B	134 kW	413	19
FOCUS III Kasten/Schrägheck 1.6 EcoBoost	YUDA	11.11 - 06.14	1596	B	110 kW	413	18

			ccm		kw		1 POS
FOCUS III Kasten/Schrägheck 1.6 TDCi	T1DA	02.12	1560	D	85 kW	412	11
FOCUS III Kasten/Schrägheck 1.6 TDCi	T1DB	02.12	1560	D	85 kW	412	11
FOCUS III Kasten/Schrägheck 1.6 TDCi	T3DA	01.11	1560	D	70 kW	412	11
FOCUS III Kasten/Schrägheck 1.6 TDCi	T3DB	01.11	1560	D	70 kW	412	11
FOCUS III Kasten/Schrägheck 1.6 Ti	IQDA	01.11	1596	B	77 kW	413	19
FOCUS III Kasten/Schrägheck 1.6 Ti	IQDB	01.11	1596	B	77 kW	413	19
FOCUS III Kasten/Schrägheck 2.0 TDCi	T7DB	11.14	1997	D	110 kW	418	42
FOCUS III Kasten/Schrägheck 2.0 TDCi	TXDB	01.11 - 06.14	1997	D	120 kW	418	42
FOCUS III Kasten/Schrägheck 2.0 TDCi	TYDA	01.11 - 06.14	1997	D	85 kW	418	42
FOCUS III Kasten/Schrägheck 2.0 TDCi	UFDB	01.11 - 06.14	1997	D	103 kW	418	42
FOCUS III Stufenheck 1.0 EcoBoost	M1DA	02.12	998	B	92 kW	411	7
FOCUS III Stufenheck 1.0 EcoBoost	M2DA	02.12	998	B	74 kW	411	7
FOCUS III Stufenheck 1.0 EcoBoost	SFDA	02.12	998	B	74 kW	411	7
FOCUS III Stufenheck 1.6 EcoBoost	JQDA	07.10	1596	B	110 kW	413	19
FOCUS III Stufenheck 1.6 EcoBoost	JQDB	07.10	1596	B	110 kW	413	19
FOCUS III Stufenheck 1.6 EcoBoost	JTDA	07.10	1596	B	134 kW	413	19
FOCUS III Stufenheck 1.6 EcoBoost	JTDB	07.10	1596	B	134 kW	413	19
FOCUS III Stufenheck 1.6 EcoBoost	YUDA	07.10	1596	B	110 kW	413	18
FOCUS III Stufenheck 1.6 Flexifuel	MUDA	07.10	1596	B/E	88 kW	413	19
FOCUS III Stufenheck 1.6 Flexifuel	MUDD	07.10	1596	B/E	88 kW	413	19
FOCUS III Stufenheck 1.6 Flexifuel	YUDA	07.13	1596	B/E	110 kW	413	18
FOCUS III Stufenheck 1.6 TDCi	NGDA	05.12	1560	D	77 kW	412	11
FOCUS III Stufenheck 1.6 TDCi	NGDB	05.12	1560	D	77 kW	412	11
FOCUS III Stufenheck 1.6 TDCi	T1DA	07.10	1560	D	85 kW	412	11
FOCUS III Stufenheck 1.6 TDCi	T1DB	07.10	1560	D	85 kW	412	11
FOCUS III Stufenheck 1.6 TDCi	T3DA	07.10	1560	D	70 kW	412	11
FOCUS III Stufenheck 1.6 TDCi	T3DB	07.10	1560	D	70 kW	412	11
FOCUS III Stufenheck 1.6 Ti	IQDA	07.10	1596	B	77 kW	413	19
FOCUS III Stufenheck 1.6 Ti	IQDB	07.10	1596	B	77 kW	413	19
FOCUS III Stufenheck 1.6 Ti	IQDC	07.10	1596	B	77 kW	413	19
FOCUS III Stufenheck 1.6 Ti	PNDA	07.10	1596	B	92 kW	413	19
FOCUS III Stufenheck 1.6 Ti	PNDD	07.10	1596	B	92 kW	413	19
FOCUS III Stufenheck 1.6 Ti	XTDA	08.11	1596	B	63 kW	413	19
FOCUS III Stufenheck 2.0 TDCi	T7DB	11.14	1997	D	110 kW	418	42
FOCUS III Stufenheck 2.0 TDCi	T8DA	07.14	1997	D	132 kW	418	42
FOCUS III Stufenheck 2.0 TDCi	TXDB	07.10	1997	D	120 kW	418	42
FOCUS III Stufenheck 2.0 TDCi	TYDA	07.10	1997	D	85 kW	418	42
FOCUS III Stufenheck 2.0 TDCi	UFDB	07.10	1997	D	103 kW	418	42
FOCUS III Stufenheck 2.0 TDCi	UKDB	07.10	1997	D	100 kW	418	42
FOCUS III Turnier 1.0 EcoBoost	M1DA	02.12	998	B	92 kW	411	7
FOCUS III Turnier 1.0 EcoBoost	M2DA	02.12	998	B	74 kW	411	7
FOCUS III Turnier 1.0 EcoBoost	SFDA	02.12	998	B	74 kW	411	7
FOCUS III Turnier 1.6 EcoBoost	JQDA	07.10	1596	B	110 kW	413	19
FOCUS III Turnier 1.6 EcoBoost	JQDB	07.10	1596	B	110 kW	413	19
FOCUS III Turnier 1.6 EcoBoost	JTDA	07.10	1596	B	134 kW	413	19
FOCUS III Turnier 1.6 EcoBoost	JTDB	07.10	1596	B	134 kW	413	19
FOCUS III Turnier 1.6 EcoBoost	YUDA	07.10	1596	B	110 kW	413	18
FOCUS III Turnier 1.6 Flexifuel	MUDA	07.10	1596	B/E	88 kW	413	19
FOCUS III Turnier 1.6 Flexifuel	MUDD	07.10	1596	B/E	88 kW	413	19
FOCUS III Turnier 1.6 Flexifuel	YUDA	07.13	1596	B/E	110 kW	413	18
FOCUS III Turnier 1.6 LPG	MUDA	02.12	1596	B/G	88 kW	413	19
FOCUS III Turnier 1.6 LPG	MUDA	02.12	1596	B/G	86 kW	413	19
FOCUS III Turnier 1.6 LPG	MUDD	02.12	1596	B/G	88 kW	413	19
FOCUS III Turnier 1.6 TDCi ECOnetic	NGDA	05.12	1560	D	77 kW	412	11
FOCUS III Turnier 1.6 TDCi ECOnetic	NGDB	05.12	1560	D	77 kW	412	11
FOCUS III Turnier 1.6 TDCi	T1DA	07.10	1560	D	85 kW	412	11
FOCUS III Turnier 1.6 TDCi	T1DB	07.10	1560	D	85 kW	412	11
FOCUS III Turnier 1.6 TDCi	T3DA	07.10	1560	D	70 kW	412	11
FOCUS III Turnier 1.6 TDCi	T3DB	07.10	1560	D	70 kW	412	11
FOCUS III Turnier 1.6 Ti	IQDB	07.10	1596	B	77 kW	413	19
FOCUS III Turnier 1.6 Ti	IQDC	07.10	1596	B	77 kW	413	19
FOCUS III Turnier 1.6 Ti	MUDA	02.12	1596	B	88 kW	413	19








FOCUS III Turnier 1.6 Ti	MUDD	02.12	1596	B	88 kW	413	19
FOCUS III Turnier 1.6 Ti	PNDA	07.10	1596	B	92 kW	413	19
FOCUS III Turnier 1.6 Ti	PNDD	07.10	1596	B	92 kW	413	19
FOCUS III Turnier 1.6 Ti	XTDA	08.11	1596	B	63 kW	413	19
FOCUS III Turnier 2.0 TDCi ST	T8DA	11.14	1997	D	136 kW	418	42
FOCUS III Turnier 2.0 TDCi	T7DB	11.14	1997	D	110 kW	418	42
FOCUS III Turnier 2.0 TDCi	TXDB	07.10	1997	D	120 kW	418	42
FOCUS III Turnier 2.0 TDCi	TYDA	07.10	1997	D	85 kW	418	42
FOCUS III Turnier 2.0 TDCi	UFDB	07.10	1997	D	103 kW	418	42
FOCUS III Turnier 2.0 TDCi	UKDB	07.10	1997	D	100 kW	418	42
FOCUS III 1.0 EcoBoost	M1DA	02.12 - 12.17	998	B	92 kW	411	7
FOCUS III 1.0 EcoBoost	M2DA	02.12 - 12.17	998	B	74 kW	411	7
FOCUS III 1.0 EcoBoost	SFDA	02.12 - 12.17	998	B	74 kW	411	7
FOCUS III 1.6 EcoBoost	JQDA	07.10 - 06.14	1596	B	110 kW	413	19
FOCUS III 1.6 EcoBoost	JQDB	07.10 - 06.14	1596	B	110 kW	413	19
FOCUS III 1.6 EcoBoost	JTDA	07.10 - 06.14	1596	B	134 kW	413	19
FOCUS III 1.6 EcoBoost	JTDB	07.10 - 06.14	1596	B	134 kW	413	19
FOCUS III 1.6 EcoBoost	YUDA	07.10 - 06.14	1596	B	110 kW	413	18
FOCUS III 1.6 Flexifuel	MUDA	07.10	1596	B/E	88 kW	413	19
FOCUS III 1.6 Flexifuel	MUDD	07.10	1596	B/E	88 kW	413	19
FOCUS III 1.6 Flexifuel	YUDA	07.13	1596	B/E	110 kW	413	18
FOCUS III 1.6 LPG	MUDA	02.12	1596	B/G	88 kW	413	19
FOCUS III 1.6 LPG	MUDA	02.12	1596	B/G	86 kW	413	19
FOCUS III 1.6 LPG	MUDD	02.12	1596	B/G	88 kW	413	19
FOCUS III 1.6 TDCi ECOnetic	NGDA	05.12	1560	D	77 kW	412	11
FOCUS III 1.6 TDCi ECOnetic	NGDB	05.12	1560	D	77 kW	412	11
FOCUS III 1.6 TDCi	T1DA	07.10 - 12.17	1560	D	85 kW	412	11
FOCUS III 1.6 TDCi	T1DB	07.10 - 12.17	1560	D	85 kW	412	11
FOCUS III 1.6 TDCi	T3DA	07.10 - 12.17	1560	D	70 kW	412	11
FOCUS III 1.6 TDCi	T3DB	07.10 - 12.17	1560	D	70 kW	412	11
FOCUS III 1.6 Ti	IQDA	07.10 - 05.18	1596	B	77 kW	413	19
FOCUS III 1.6 Ti	IQDB	07.10 - 05.18	1596	B	77 kW	413	19
FOCUS III 1.6 Ti	IQDC	07.10 - 05.18	1596	B	77 kW	413	19
FOCUS III 1.6 Ti	MUDA	02.12 - 12.17	1596	B	88 kW	413	19
FOCUS III 1.6 Ti	MUDD	02.12 - 12.17	1596	B	88 kW	413	19
FOCUS III 1.6 Ti	PNDA	07.10 - 12.17	1596	B	92 kW	413	19
FOCUS III 1.6 Ti	PNDD	07.10 - 12.17	1596	B	92 kW	413	19
FOCUS III 1.6 Ti	XTDA	08.11 - 12.17	1596	B	63 kW	413	19
FOCUS III 2.0 TDCi ST	T8DA	11.14 - 12.17	1997	D	136 kW	418	42
FOCUS III 2.0 TDCi	T7DB	11.14 - 12.17	1997	D	110 kW	418	42
FOCUS III 2.0 TDCi	T8DA	07.14 - 12.17	1997	D	132 kW	418	42
FOCUS III 2.0 TDCi	TXDB	07.10 - 06.14	1997	D	120 kW	418	42
FOCUS III 2.0 TDCi	TYDA	07.10 - 06.14	1997	D	85 kW	418	42
FOCUS III 2.0 TDCi	UFDB	07.10 - 06.14	1997	D	103 kW	418	42
FOCUS III 2.0 TDCi	UKDB	07.10 - 06.14	1997	D	100 kW	418	42
FUSION (JU_) 1.25	FUJA	08.04 - 12.12	1242	B	55 kW	410	5
FUSION (JU_) 1.25	FUJB	08.04 - 12.12	1242	B	55 kW	410	5
FUSION (JU_) 1.4 LPG	UTJA	01.10 - 12.12	1388	B/G	59 kW	412	13
FUSION (JU_) 1.4 TDCi	F6JA	08.02 - 12.12	1399	D	50 kW	411	9
FUSION (JU_) 1.4 TDCi	F6JB	08.02 - 12.12	1399	D	50 kW	411	9
FUSION (JU_) 1.4	FXJA	08.02 - 12.12	1388	B	59 kW	412	13
FUSION (JU_) 1.4	FXJB	08.02 - 12.12	1388	B	59 kW	412	13
FUSION (JU_) 1.4	FXJC	08.02 - 12.12	1388	B	59 kW	412	13
FUSION (JU_) 1.6 TDCi	HHJA	11.04 - 12.12	1560	D	66 kW	412	11
FUSION (JU_) 1.6 TDCi	HHJB	11.04 - 12.12	1560	D	66 kW	412	11
FUSION (JU_) 1.6	FYJA	08.02 - 12.11	1596	B	74 kW	413	18
FUSION (JU_) 1.6	FYJB	08.02 - 12.11	1596	B	74 kW	413	18
FUSION (JU_) 1.6	FYJC	08.02 - 12.11	1596	B	74 kW	413	18
GALAXY I (WGR) 1.9 TDI	IZ	03.95 - 05.06	1896	D	66 kW	414	23
GALAXY I (WGR) 1.9 TDI	AFN	08.97 - 04.00	1896	D	81 kW	414	22
GALAXY I (WGR) 1.9 TDI	AHU	03.95 - 05.06	1896	D	66 kW	414	23
GALAXY I (WGR) 1.9 TDI	ANU	03.95 - 05.06	1896	D	66 kW	415	25

			ccm		kw		1 POS
GALAXY I (WGR) 1.9 TDI	ASZ	11.02 - 05.06	1896	D	96 kW	413	21
GALAXY I (WGR) 1.9 TDI	AUY	04.00 - 05.06	1896	D	85 kW	415	25
GALAXY I (WGR) 1.9 TDI	AVG	08.97 - 04.00	1896	D	81 kW	414	22
GALAXY I (WGR) 1.9 TDI	BTB	05.05 - 05.06	1896	D	110 kW	415	26
GALAXY II (WA6) 1.6 EcoBoost	JTWA	11.10 - 06.15	1596	B	118 kW	413	19
GALAXY II (WA6) 1.6 EcoBoost	JTWB	11.10 - 06.15	1596	B	118 kW	413	19
GALAXY II (WA6) 1.6 TDCi	T1WA	02.11 - 06.15	1560	D	85 kW	412	11
GALAXY II (WA6) 1.6 TDCi	T1WB	02.11 - 06.15	1560	D	85 kW	412	11
GALAXY II (WA6) 1.8 TDCi	FFWA	05.06 - 06.15	1753	D	74 kW	416	31
GALAXY II (WA6) 1.8 TDCi	QYWA	05.06 - 06.15	1753	D	92 kW	416	31
GALAXY II (WA6) 2.0 Flexifuel	TBWA	05.06 - 06.15	1999	B/E	107 kW	420	47
GALAXY II (WA6) 2.0 Flexifuel	TBWB	05.06 - 06.15	1999	B/E	107 kW	420	47
GALAXY II (WA6) 2.0 TDCi	AZWA	05.06 - 06.15	1997	D	96 kW	418	42
GALAXY II (WA6) 2.0 TDCi	AZWC	05.06 - 06.15	1997	D	100 kW	418	42
GALAXY II (WA6) 2.0 TDCi	KLWA	11.07 - 06.15	1997	D	85 kW	418	42
GALAXY II (WA6) 2.0 TDCi	QXWA	05.06 - 06.15	1997	D	103 kW	418	42
GALAXY II (WA6) 2.0 TDCi	QXWB	05.06 - 06.15	1997	D	103 kW	418	42
GALAXY II (WA6) 2.0 TDCi	QXWC	05.06 - 06.15	1997	D	103 kW	418	42
GALAXY II (WA6) 2.0 TDCi	TXWA	03.10 - 06.15	1997	D	120 kW	418	42
GALAXY II (WA6) 2.0 TDCi	TYWA	11.07 - 06.15	1997	D	85 kW	418	42
GALAXY II (WA6) 2.0 TDCi	UFWA	05.06 - 06.15	1997	D	103 kW	418	42
GALAXY II (WA6) 2.0 TDCi	UKWA	05.06 - 06.15	1997	D	100 kW	418	42
GALAXY II (WA6) 2.0	AOWA	05.06 - 06.15	1999	B	107 kW	420	47
GALAXY II (WA6) 2.0	AOWB	05.06 - 06.15	1999	B	107 kW	420	47
GALAXY II (WA6) 2.0	TBWA	05.06 - 06.15	1999	B	107 kW	420	47
GALAXY II (WA6) 2.0	TBWB	05.06 - 06.15	1999	B	107 kW	420	47
GALAXY II (WA6) 2.2 TDCi	KNWA	11.10 - 06.15	2179	D	147 kW	418	40
GALAXY II (WA6) 2.2 TDCi	Q4BA	03.08 - 12.12	2179	D	129 kW	418	40
GALAXY II (WA6) 2.2 TDCi	Q4WA	03.08 - 12.12	2179	D	129 kW	418	40
GALAXY II (WA6) 2.3	SEWA	09.07 - 06.15	2261	B	118 kW	420	48
GALAXY III (CK) 2.0 TDCi 4x4	T7CI	05.15 - 06.18	1997	D	110 kW	418	42
GALAXY III (CK) 2.0 TDCi 4x4	T7CJ	05.15 - 06.18	1997	D	110 kW	418	42
GALAXY III (CK) 2.0 TDCi 4x4	T7CL	05.15 - 06.18	1997	D	110 kW	418	42
GALAXY III (CK) 2.0 TDCi 4x4	T8CG	05.15 - 06.18	1997	D	132 kW	418	42
GALAXY III (CK) 2.0 TDCi 4x4	T8CH	05.15 - 06.18	1997	D	132 kW	418	42
GALAXY III (CK) 2.0 TDCi 4x4	T8CI	05.15 - 06.18	1997	D	132 kW	418	42
GALAXY III (CK) 2.0 TDCi 4x4	T8CJ	05.15 - 06.18	1997	D	132 kW	418	42
GALAXY III (CK) 2.0 TDCi Bi-Turbo	T9CB	01.15 - 06.18	1997	D	154 kW	418	42
GALAXY III (CK) 2.0 TDCi Bi-Turbo	T9CC	01.15 - 06.18	1997	D	154 kW	418	42
GALAXY III (CK) 2.0 TDCi	T7CI	01.15 - 06.18	1997	D	110 kW	418	42
GALAXY III (CK) 2.0 TDCi	T7CJ	01.15 - 06.18	1997	D	110 kW	418	42
GALAXY III (CK) 2.0 TDCi	T7CK	01.15 - 06.18	1997	D	110 kW	418	42
GALAXY III (CK) 2.0 TDCi	T7CL	01.15 - 06.18	1997	D	110 kW	418	42
GALAXY III (CK) 2.0 TDCi	T8CG	01.15 - 06.18	1997	D	132 kW	418	42
GALAXY III (CK) 2.0 TDCi	T8CH	01.15 - 06.18	1997	D	132 kW	418	42
GALAXY III (CK) 2.0 TDCi	T8CI	01.15 - 06.18	1997	D	132 kW	418	42
GALAXY III (CK) 2.0 TDCi	T8CJ	01.15 - 06.18	1997	D	132 kW	418	42
GALAXY III (CK) 2.0 TDCi	UFCA	01.15 - 06.18	1997	D	88 kW	418	42
GALAXY III (CK) 2.0 TDCi	UFCA	01.15 - 06.18	1997	D	88 kW	418	42
GALAXY MK I VAN (WGR) 1.9 TDI	AHU	09.96 - 03.06	1896	D	66 kW	414	23
GALAXY MK I VAN (WGR) 1.9 TDI	ANU	09.96 - 03.06	1896	D	66 kW	415	25
GALAXY MK I VAN (WGR) 1.9 TDI	AUY	05.00 - 03.06	1896	D	85 kW	415	25
GALAXY MK II VAN (WA6) 2.0	AOWA	05.06 - 06.15	1999	B	107 kW	420	47
GALAXY MK II VAN (WA6) EcoBoost	JTWA	02.11 - 06.15	1596	B	118 kW	413	19
GALAXY MK II VAN (WA6) EcoBoost	JTWB	02.11 - 06.15	1596	B	118 kW	413	19
GALAXY MK II VAN (WA6) TDCi	AZWA	11.06 - 06.15	1997	D	96 kW	418	42
GALAXY MK II VAN (WA6) TDCi	KLWA	01.07 - 06.15	1997	D	85 kW	418	42
GALAXY MK II VAN (WA6) TDCi	KNWA	03.13 - 06.15	2179	D	147 kW	418	40
GALAXY MK II VAN (WA6) TDCi	QXWA	05.06 - 06.15	1997	D	103 kW	418	42
GALAXY MK II VAN (WA6) TDCi	QXWB	05.06 - 06.15	1997	D	103 kW	418	42
GALAXY MK II VAN (WA6) TDCi	QXWC	05.06 - 06.15	1997	D	103 kW	418	42
GALAXY MK II VAN (WA6) TDCi	T1WA	03.13 - 06.15	1560	D	85 kW	412	11








GALAXY MK II VAN (WA6) TDCi	T1WB	03.13 - 06.15	1560	D	85 kW	412	11
GALAXY MK II VAN (WA6) TDCi	TXWA	03.10 - 06.15	1997	D	120 kW	418	42
GALAXY MK II VAN (WA6) TDCi	TYWA	01.07 - 06.15	1997	D	85 kW	418	42
GALAXY MK II VAN (WA6) TDCi	UFWA	05.06 - 06.15	1997	D	103 kW	418	42
GRANADA II (GU) 2.5 D	STP	08.82 - 08.85	2499	D	51 kW	424	66
GRANADA Turnier (GNU) 2.5 D	STP	08.82 - 08.85	2499	D	51 kW	424	66
GRAND C-MAX (DXA/CB7, DXA/CEU) 1.0 EcoBoost	M1DA	10.12 - 06.19	998	B	92 kW	411	7
GRAND C-MAX (DXA/CB7, DXA/CEU) 1.0 EcoBoost	M2DA	10.12 - 06.19	998	B	74 kW	411	7
GRAND C-MAX (DXA/CB7, DXA/CEU) 1.0 EcoBoost	SFDA	10.12 - 06.19	998	B	74 kW	411	7
GRAND C-MAX (DXA/CB7, DXA/CEU) 1.6 EcoBoost	JQDA	12.10 - 06.19	1596	B	110 kW	413	19
GRAND C-MAX (DXA/CB7, DXA/CEU) 1.6 EcoBoost	JQDB	12.10 - 06.19	1596	B	110 kW	413	19
GRAND C-MAX (DXA/CB7, DXA/CEU) 1.6 EcoBoost	JTDA	12.10 - 06.19	1596	B	134 kW	413	19
GRAND C-MAX (DXA/CB7, DXA/CEU) 1.6 EcoBoost	JTDB	12.10 - 06.19	1596	B	134 kW	413	19
GRAND C-MAX (DXA/CB7, DXA/CEU) 1.6 TDCi	T1DA	12.10 - 06.19	1560	D	85 kW	412	11
GRAND C-MAX (DXA/CB7, DXA/CEU) 1.6 TDCi	T1DB	12.10 - 06.19	1560	D	85 kW	412	11
GRAND C-MAX (DXA/CB7, DXA/CEU) 1.6 TDCi	T3DA	12.10 - 06.19	1560	D	70 kW	412	11
GRAND C-MAX (DXA/CB7, DXA/CEU) 1.6 TDCi	T3DB	12.10 - 06.19	1560	D	70 kW	412	11
GRAND C-MAX (DXA/CB7, DXA/CEU) 1.6 Ti	IQDA	12.10 - 06.19	1596	B	77 kW	413	19
GRAND C-MAX (DXA/CB7, DXA/CEU) 1.6 Ti	IQDB	12.10 - 06.19	1596	B	77 kW	413	19
GRAND C-MAX (DXA/CB7, DXA/CEU) 1.6 Ti	PNDA	12.10 - 06.19	1596	B	92 kW	413	19
GRAND C-MAX (DXA/CB7, DXA/CEU) 1.6 Ti	PNDD	12.10 - 06.19	1596	B	92 kW	413	19
GRAND C-MAX (DXA/CB7, DXA/CEU) 1.6 Ti	XTDA	12.10 - 06.19	1596	B	63 kW	413	19
GRAND C-MAX (DXA/CB7, DXA/CEU) 2.0 TDCi	T7DB	03.15 - 06.19	1997	D	110 kW	418	42
GRAND C-MAX (DXA/CB7, DXA/CEU) 2.0 TDCi	T8DE	03.15 - 06.19	1997	D	125 kW	418	42
GRAND C-MAX (DXA/CB7, DXA/CEU) 2.0 TDCi	TXDB	12.10 - 06.19	1997	D	120 kW	418	42
GRAND C-MAX (DXA/CB7, DXA/CEU) 2.0 TDCi	TYDA	02.11 - 06.19	1997	D	85 kW	418	42
GRAND C-MAX (DXA/CB7, DXA/CEU) 2.0 TDCi	UFDB	02.11 - 06.19	1997	D	103 kW	418	42
GRAND C-MAX (DXA/CB7, DXA/CEU) 2.0 TDCi	UKDB	02.11 - 06.19	1997	D	100 kW	418	42
GRAND C-MAX Van 1.0 EcoBoost	M1DA	10.12 - 06.19	998	B	92 kW	411	7
GRAND C-MAX Van 1.0 EcoBoost	M2DA	10.12 - 06.18	998	B	74 kW	411	7
GRAND C-MAX Van 1.0 EcoBoost	SFDA	10.12 - 06.18	998	B	74 kW	411	7
GRAND C-MAX Van 1.6 EcoBoost	JQDA	12.10 - 06.19	1596	B	110 kW	413	19
GRAND C-MAX Van 1.6 EcoBoost	JQDB	12.10 - 06.19	1596	B	110 kW	413	19
GRAND C-MAX Van 1.6 EcoBoost	JTDA	12.10 - 06.19	1596	B	134 kW	413	19
GRAND C-MAX Van 1.6 EcoBoost	JTDB	12.10 - 06.19	1596	B	134 kW	413	19
GRAND C-MAX Van 1.6 TDCi	T1DA	12.10 - 06.19	1560	D	85 kW	412	11
GRAND C-MAX Van 1.6 TDCi	T1DB	12.10 - 06.19	1560	D	85 kW	412	11
GRAND C-MAX Van 1.6 TDCi	T3DA	12.10 - 06.19	1560	D	70 kW	412	11
GRAND C-MAX Van 1.6 TDCi	T3DB	12.10 - 06.19	1560	D	70 kW	412	11
GRAND C-MAX Van 1.6 Ti	PNDA	12.10 - 12.14	1596	B	92 kW	413	19
GRAND C-MAX Van 2.0 TDCi	TYDA	02.11 - 06.19	1997	D	85 kW	418	42
GRAND C-MAX Van 2.0 TDCi	T7DB	03.15 - 06.19	1997	D	110 kW	418	42
GRAND C-MAX Van 2.0 TDCi	T8DE	03.15 - 06.19	1997	D	125 kW	418	42
GRAND C-MAX Van 2.0 TDCi	TXDB	12.10 - 06.19	1997	D	120 kW	418	42
GRAND C-MAX Van 2.0 TDCi	UFDB	12.10 - 06.19	1997	D	103 kW	418	42
IKON II Stufenheck 1.6	ZH16L1U	01.00 - 03.11	1596	B	67 kW	413	19
IKON II Stufenheck 1.8 D	D18NARTP	07.03 - 03.11	1753	D	44 kW	416	32
KA (RU8) 1.2	169A4000	10.08 - 05.16	1242	B	51 kW	410	3
KA (RU8) 1.2	FP4	10.08 - 05.16	1242	B	51 kW	410	3
KA (RU8) 1.3 TDCi	169A1000	10.08 - 05.16	1248	D	55 kW	410	1
KA (RU8) 1.3 TDCi	BAAA	10.08 - 05.16	1248	D	55 kW	410	2
KA (RU8) 1.3 TDCi	FD4	10.08 - 05.16	1248	D	55 kW	410	2
KA+ III (UK, FK) 1.0 Flexfuel	P4JA	08.14	998	B/E	63 kW	411	7
KA+ III Stufenheck (TK, FK) 1.0 Flexfuel	P4JA	08.14	998	B/E	63 kW	411	7
KUGA I VAN TDCi 4x4	TXDA	03.10 - 11.12	1997	D	120 kW	418	42
KUGA I VAN TDCi 4x4	UFDA	03.10 - 11.12	1997	D	103 kW	418	42
KUGA I VAN TDCi	UFDA	03.10 - 11.12	1997	D	103 kW	418	42
KUGA II (DM2) 1.6 EcoBoost 4x4	JQMA	03.13 - 09.14	1596	B	110 kW	413	18
KUGA II (DM2) 1.6 EcoBoost 4x4	JQMB	03.13 - 09.14	1596	B	110 kW	413	18
KUGA II (DM2) 1.6 EcoBoost 4x4	JTMA	03.13 - 08.15	1596	B	134 kW	413	19
KUGA II (DM2) 1.6 EcoBoost 4x4	JTMA	10.12 - 04.15	1596	B	132 kW	413	19
KUGA II (DM2) 1.6 EcoBoost	JQMA	03.13 - 09.14	1596	B	110 kW	413	18








			ccm		kW		1 POS
KUGA II (DM2) 1.6 EcoBoost	JQMB	03.13 - 09.14	1596	B	110 kW	413	18
KUGA II (DM2) 1.6 EcoBoost	JTMA	01.13	1596	B	130 kW	413	19
KUGA II (DM2) 2.0 TDCi 4x4	T7MA	09.14 - 06.19	1997	D	110 kW	418	42
KUGA II (DM2) 2.0 TDCi 4x4	T7MB	09.14 - 06.19	1997	D	110 kW	418	42
KUGA II (DM2) 2.0 TDCi 4x4	T8MA	09.14 - 06.19	1997	D	132 kW	418	42
KUGA II (DM2) 2.0 TDCi 4x4	T8MB	09.14 - 06.19	1997	D	132 kW	418	42
KUGA II (DM2) 2.0 TDCi 4x4	TXDA	03.13 - 09.14	1997	D	120 kW	418	42
KUGA II (DM2) 2.0 TDCi 4x4	TXMA	03.13 - 09.14	1997	D	120 kW	418	42
KUGA II (DM2) 2.0 TDCi 4x4	UFMA	03.13 - 09.14	1997	D	103 kW	418	42
KUGA II (DM2) 2.0 TDCi 4x4	UKMA	03.13	1997	D	100 kW	418	42
KUGA II (DM2) 2.0 TDCi	T7MA	09.14 - 06.19	1997	D	110 kW	418	42
KUGA II (DM2) 2.0 TDCi	T7MB	09.14 - 06.19	1997	D	110 kW	418	42
KUGA II (DM2) 2.0 TDCi	TYMA	03.13	1997	D	85 kW	418	42
KUGA II (DM2) 2.0 TDCi	UFMA	03.13 - 09.14	1997	D	103 kW	418	42
KUGA II (DM2) 2.0 TDCi	UKMA	03.13	1997	D	100 kW	418	42
KUGA II (DM2) 2.0 TDCi	XRMA	09.14 - 06.19	1997	D	88 kW	418	42
KUGA II (DM2) 2.0 TDCi	XRMB	09.14 - 06.19	1997	D	88 kW	418	42
KUGA II VAN 2.0 TDCi 4x4	T7MA	09.14	1997	D	110 kW	418	42
KUGA II VAN 2.0 TDCi 4x4	T7MB	09.14	1997	D	110 kW	418	42
KUGA II VAN 2.0 TDCi 4x4	T8MA	09.14	1997	D	132 kW	418	42
KUGA II VAN 2.0 TDCi 4x4	T8MB	09.14	1997	D	132 kW	418	42
KUGA II VAN 2.0 TDCi	T7MA	09.14	1997	D	110 kW	418	42
KUGA II VAN 2.0 TDCi	T7MB	09.14	1997	D	110 kW	418	42
KUGA II VAN 2.0 TDCi	UFMA	06.12	1997	D	103 kW	418	42
KUGA II VAN 2.0 TDCi	XRMA	06.19	1997	D	88 kW	418	42
KUGA II VAN 2.0 TDCi	XRMB	06.19	1997	D	88 kW	418	42
KUGA I 2.0 TDCi 4x4	G6DG	03.08 - 11.12	1997	D	100 kW	418	42
KUGA I 2.0 TDCi 4x4	TXDA	03.10 - 11.12	1997	D	120 kW	418	42
KUGA I 2.0 TDCi 4x4	UFDA	03.10 - 11.12	1997	D	103 kW	418	42
KUGA I 2.0 TDCi 4x4	UKDA	03.08 - 11.12	1997	D	100 kW	418	42
KUGA I 2.0 TDCi	G6DG	03.08 - 11.12	1997	D	100 kW	418	42
KUGA I 2.0 TDCi	UFDA	03.10 - 11.12	1997	D	103 kW	418	42
KUGA I 2.0 TDCi	UKDA	03.08 - 11.12	1997	D	100 kW	418	42
MAVERICK (UDS, UNS) 2.7 TD	TD27E	09.96 - 04.98	2664	D	92 kW	424	67
MAVERICK (UDS, UNS) 2.7 TD	TD27	02.93 - 08.96	2663	D	74 kW	424	67
MAVERICK VAN 2.7 TD	TD27E	06.96 - 04.98	2664	D	92 kW	424	67
MAVERICK VAN 2.7 TD	TD27	06.96 - 04.98	2663	D	74 kW	424	67
MAVERICK 2.0 16V FWD	YF	02.01	1989	B	91 kW	417	39
MAVERICK 2.0 16V	YF	02.01	1989	B	91 kW	417	39
MONDEO I (GBP) 1.6 i 16V	L1F	02.93 - 08.96	1597	B	66 kW	412	14
MONDEO I (GBP) 1.6 i 16V	L1J	07.94 - 08.96	1597	B	65 kW	412	14
MONDEO I (GBP) 1.8 TD	RFM	06.93 - 08.96	1753	D	65 kW	416	31
MONDEO I (GBP) 1.8 TD	RFM	10.95 - 08.96	1753	D	66 kW	416	31
MONDEO I (GBP) 1.8 TD	RFN	06.93 - 08.96	1753	D	65 kW	416	31
MONDEO I (GBP) 1.8 TD	RFN	10.95 - 08.96	1753	D	66 kW	416	31
MONDEO I (GBP) 1.8 i 16V 4x4	RKA	02.93 - 08.96	1796	B	85 kW	415	28
MONDEO I (GBP) 1.8 i 16V	RKA	02.93 - 08.96	1796	B	85 kW	415	28
MONDEO I (GBP) 1.8 i 16V	RKB	07.94 - 08.96	1796	B	82 kW	415	28
MONDEO I (GBP) 2.0 i 16V 4x4	NGA	12.94 - 08.96	1988	B	97 kW	417	39
MONDEO I (GBP) 2.0 i 16V 4x4	NGA	04.93 - 08.96	1988	B	100 kW	417	39
MONDEO I (GBP) 2.0 i 16V	NGA	02.93 - 08.96	1988	B	100 kW	417	39
MONDEO I (GBP) 2.0 i 16V	NGA	12.94 - 08.96	1988	B	97 kW	417	39
MONDEO I Stufenheck (GBP) 1.6 i 16V	L1F	02.93 - 08.96	1597	B	66 kW	412	14
MONDEO I Stufenheck (GBP) 1.6 i 16V	L1J	07.94 - 08.96	1597	B	65 kW	412	14
MONDEO I Stufenheck (GBP) 1.8 4x4	RKA	02.93 - 08.96	1796	B	85 kW	415	28
MONDEO I Stufenheck (GBP) 1.8 TD	RFM	06.93 - 08.96	1753	D	65 kW	416	31
MONDEO I Stufenheck (GBP) 1.8 TD	RFM	10.95 - 08.96	1753	D	66 kW	416	31
MONDEO I Stufenheck (GBP) 1.8 TD	RFN	06.93 - 08.96	1753	D	65 kW	416	31
MONDEO I Stufenheck (GBP) 1.8 TD	RFN	10.95 - 08.96	1753	D	66 kW	416	31
MONDEO I Stufenheck (GBP) 1.8 i 16V	RKA	01.93 - 08.96	1796	B	85 kW	415	28
MONDEO I Stufenheck (GBP) 1.8 i 16V	RKB	01.94 - 08.96	1796	B	82 kW	415	28
MONDEO I Stufenheck (GBP) 2.0 i 16V 4x4	NGA	12.94 - 08.96	1988	B	97 kW	417	39








MONDEO I Stufenheck (GBP) 2.0 i 16V 4x4	NGA	02.93 - 08.96	1988	B	100 kW	417	39
MONDEO I Stufenheck (GBP) 2.0 i 16V	NGA	01.93 - 08.96	1988	B	100 kW	417	39
MONDEO I Turnier (BNP) 1.6 i 16V	L1F	04.93 - 08.96	1597	B	66 kW	412	14
MONDEO I Turnier (BNP) 1.6 i 16V	L1J	07.94 - 08.96	1597	B	65 kW	412	14
MONDEO I Turnier (BNP) 1.8 TD	RFM	06.93 - 08.96	1753	D	65 kW	416	31
MONDEO I Turnier (BNP) 1.8 TD	RFM	11.95 - 08.96	1753	D	66 kW	416	31
MONDEO I Turnier (BNP) 1.8 TD	RFN	06.93 - 08.96	1753	D	65 kW	416	31
MONDEO I Turnier (BNP) 1.8 TD	RFN	11.95 - 08.96	1753	D	66 kW	416	31
MONDEO I Turnier (BNP) 1.8 i 16V 4x4	RKA	04.93 - 08.96	1796	B	85 kW	415	28
MONDEO I Turnier (BNP) 1.8 i 16V	RKA	04.93 - 08.96	1796	B	85 kW	415	28
MONDEO I Turnier (BNP) 1.8 i 16V	RKB	07.94 - 08.96	1796	B	82 kW	415	28
MONDEO I Turnier (BNP) 2.0 i 16V 4x4	NGA	12.94 - 08.96	1988	B	97 kW	417	39
MONDEO I Turnier (BNP) 2.0 i 16V 4x4	NGA	04.93 - 08.96	1988	B	100 kW	417	39
MONDEO I Turnier (BNP) 2.0 i 16V	NGA	04.93 - 08.96	1988	B	100 kW	417	39
MONDEO I Turnier (BNP) 2.0 i 16V	NGA	01.93 - 08.96	1988	B	97 kW	417	39
MONDEO II (BAP) 1.6 i 16V	L1L	05.98 - 09.00	1597	B	70 kW	412	14
MONDEO II (BAP) 1.6 i 16V	L1N	05.98 - 09.00	1597	B	70 kW	412	14
MONDEO II (BAP) 1.6 i 16V	L1Q	05.98 - 09.00	1597	B	70 kW	412	14
MONDEO II (BAP) 1.6 i	L1J	08.96 - 09.00	1597	B	66 kW	412	14
MONDEO II (BAP) 1.8 TD	RFN	08.96 - 09.00	1753	D	66 kW	416	31
MONDEO II (BAP) 1.8 i	RKB	08.96 - 09.00	1796	B	85 kW	415	28
MONDEO II (BAP) 1.8 i	RKF	08.96 - 09.00	1796	B	85 kW	415	28
MONDEO II (BAP) 1.8 i	RKH	08.96 - 09.00	1796	B	85 kW	415	28
MONDEO II (BAP) 1.8 i	RKJ	08.96 - 09.00	1796	B	85 kW	415	28
MONDEO II (BAP) 1.8 i	RKK	08.96 - 09.00	1796	B	85 kW	415	28
MONDEO II (BAP) 2.0 i	NGA	08.96 - 09.00	1988	B	96 kW	417	39
MONDEO II (BAP) 2.0 i	NGB	08.96 - 09.00	1988	B	96 kW	417	39
MONDEO II (BAP) 2.0 i	NGC	08.96 - 09.00	1988	B	96 kW	417	39
MONDEO II (BAP) 2.0 i	NGD	08.96 - 09.00	1988	B	96 kW	417	39
MONDEO II Stufenheck (BFP) 1.6 i 16V	L1L	05.98 - 09.00	1597	B	70 kW	412	14
MONDEO II Stufenheck (BFP) 1.6 i 16V	L1N	05.98 - 09.00	1597	B	70 kW	412	14
MONDEO II Stufenheck (BFP) 1.6 i 16V	L1Q	05.98 - 09.00	1597	B	70 kW	412	14
MONDEO II Stufenheck (BFP) 1.6 i	L1J	08.96 - 09.00	1597	B	66 kW	412	14
MONDEO II Stufenheck (BFP) 1.8 TD	RFN	08.96 - 09.00	1753	D	66 kW	416	31
MONDEO II Stufenheck (BFP) 1.8 i	RKB	08.96 - 09.00	1796	B	85 kW	415	28
MONDEO II Stufenheck (BFP) 1.8 i	RKF	08.96 - 09.00	1796	B	85 kW	415	28
MONDEO II Stufenheck (BFP) 1.8 i	RKH	08.96 - 09.00	1796	B	85 kW	415	28
MONDEO II Stufenheck (BFP) 1.8 i	RKJ	08.96 - 09.00	1796	B	85 kW	415	28
MONDEO II Stufenheck (BFP) 1.8 i	RKK	08.96 - 09.00	1796	B	85 kW	415	28
MONDEO II Stufenheck (BFP) 2.0 i	NGA	08.96 - 09.00	1988	B	96 kW	417	39
MONDEO II Stufenheck (BFP) 2.0 i	NGB	08.96 - 09.00	1988	B	96 kW	417	39
MONDEO II Stufenheck (BFP) 2.0 i	NGC	08.96 - 09.00	1988	B	96 kW	417	39
MONDEO II Stufenheck (BFP) 2.0 i	NGD	08.96 - 09.00	1988	B	96 kW	417	39
MONDEO II Turnier (BNP) 1.6 i 16V	L1L	05.98 - 09.00	1597	B	70 kW	412	14
MONDEO II Turnier (BNP) 1.6 i 16V	L1N	05.98 - 09.00	1597	B	70 kW	412	14
MONDEO II Turnier (BNP) 1.6 i 16V	L1Q	05.98 - 09.00	1597	B	70 kW	412	14
MONDEO II Turnier (BNP) 1.6 i	L1J	08.96 - 09.00	1597	B	66 kW	412	14
MONDEO II Turnier (BNP) 1.8 TD	RFN	08.96 - 09.00	1753	D	66 kW	416	31
MONDEO II Turnier (BNP) 1.8 i	RKA	08.96 - 09.00	1796	B	85 kW	415	28
MONDEO II Turnier (BNP) 1.8 i	RKB	08.96 - 09.00	1796	B	85 kW	415	28
MONDEO II Turnier (BNP) 1.8 i	RKF	08.96 - 09.00	1796	B	85 kW	415	28
MONDEO II Turnier (BNP) 1.8 i	RKH	08.96 - 09.00	1796	B	85 kW	415	28
MONDEO II Turnier (BNP) 1.8 i	RKJ	08.96 - 09.00	1796	B	85 kW	415	28
MONDEO II Turnier (BNP) 1.8 i	RKK	08.96 - 09.00	1796	B	85 kW	415	28
MONDEO II Turnier (BNP) 2.0 i	NGA	08.96 - 09.00	1988	B	96 kW	417	39
MONDEO II Turnier (BNP) 2.0 i	NGB	08.96 - 09.00	1988	B	96 kW	417	39
MONDEO II Turnier (BNP) 2.0 i	NGC	08.96 - 09.00	1988	B	96 kW	417	39
MONDEO II Turnier (BNP) 2.0 i	NGD	08.96 - 09.00	1988	B	96 kW	417	39
MONDEO III (B5Y) 1.8 16V	CGBA	10.00 - 03.07	1798	B	81 kW	416	34
MONDEO III (B5Y) 1.8 16V	CGBB	10.00 - 03.07	1798	B	81 kW	416	34
MONDEO III (B5Y) 1.8 16V	CHBA	10.00 - 03.07	1798	B	92 kW	417	35
MONDEO III (B5Y) 1.8 16V	CHBB	10.00 - 03.07	1798	B	92 kW	417	35








			ccm		kw		1 POS
MONDEO III (B5Y) 1.8 SCi	CFBA	06.03 - 03.07	1798	B	96 kW	417	35
MONDEO III (B5Y) 2.0 16V DI / TDDi / TDCi	D5BA	10.00 - 03.07	1998	D	66 kW	419	44
MONDEO III (B5Y) 2.0 16V DI / TDDi / TDCi	SDBA	10.00 - 03.07	1998	D	66 kW	419	44
MONDEO III (B5Y) 2.0 16V TDDi / TDCi	D6BA	10.00 - 03.07	1998	D	85 kW	419	44
MONDEO III (B5Y) 2.0 16V TDDi / TDCi	HJBA	10.00 - 03.07	1998	D	85 kW	419	44
MONDEO III (B5Y) 2.0 16V TDDi / TDCi	HJBB	10.00 - 03.07	1998	D	85 kW	419	44
MONDEO III (B5Y) 2.0 16V TDDi / TDCi	HJBC	10.00 - 03.07	1998	D	85 kW	419	44
MONDEO III (B5Y) 2.0 16V	CJBA	10.00 - 03.07	1999	B	107 kW	420	47
MONDEO III (B5Y) 2.0 16V	CJBB	10.00 - 03.07	1999	B	107 kW	420	47
MONDEO III (B5Y) 2.0 TDCi	FMBA	10.01 - 03.07	1998	D	96 kW	419	44
MONDEO III (B5Y) 2.0 TDCi	N7BA	10.01 - 03.07	1998	D	96 kW	419	44
MONDEO III (B5Y) 2.0 TDCi	N7BB	10.01 - 03.07	1998	D	96 kW	419	44
MONDEO III (B5Y) 2.2 TDCi	QJBA	09.04 - 03.07	2198	D	114 kW	419	44
MONDEO III (B5Y) 2.2 TDCi	QJBB	09.04 - 03.07	2198	D	114 kW	419	44
MONDEO III (B5Y) 2.2 TDCi	QJBC	09.04 - 03.07	2198	D	110 kW	419	44
MONDEO III (B5Y) 2.2 TDCi	QJBD	09.04 - 03.07	2198	D	110 kW	419	44
MONDEO III Stufenheck (B4Y) 1.8 16V	CGBA	10.00 - 03.07	1798	B	81 kW	416	34
MONDEO III Stufenheck (B4Y) 1.8 16V	CGBB	10.00 - 03.07	1798	B	81 kW	416	34
MONDEO III Stufenheck (B4Y) 1.8 16V	CHBA	10.00 - 03.07	1798	B	92 kW	417	35
MONDEO III Stufenheck (B4Y) 1.8 16V	CHBB	10.00 - 03.07	1798	B	92 kW	417	35
MONDEO III Stufenheck (B4Y) 1.8 SCi	CFBA	06.03 - 03.07	1798	B	96 kW	417	35
MONDEO III Stufenheck (B4Y) 2.0 16V DI / TDDi / TDCi	D5BA	10.00 - 03.07	1998	D	66 kW	419	44
MONDEO III Stufenheck (B4Y) 2.0 16V DI / TDDi / TDCi	SDBA	10.00 - 03.07	1998	D	66 kW	419	44
MONDEO III Stufenheck (B4Y) 2.0 16V TDDi / TDCi	D6BA	10.00 - 03.07	1998	D	85 kW	419	44
MONDEO III Stufenheck (B4Y) 2.0 16V TDDi / TDCi	HJBA	10.00 - 03.07	1998	D	85 kW	419	44
MONDEO III Stufenheck (B4Y) 2.0 16V TDDi / TDCi	HJBB	10.00 - 03.07	1998	D	85 kW	419	44
MONDEO III Stufenheck (B4Y) 2.0 16V TDDi / TDCi	HJBC	10.00 - 03.07	1998	D	85 kW	419	44
MONDEO III Stufenheck (B4Y) 2.0 16V	CJBA	10.00 - 09.07	1999	B	107 kW	420	47
MONDEO III Stufenheck (B4Y) 2.0 16V	CJBB	10.00 - 09.07	1999	B	107 kW	420	47
MONDEO III Stufenheck (B4Y) 2.0 TDCi	FMBA	10.01 - 03.07	1998	D	96 kW	419	44
MONDEO III Stufenheck (B4Y) 2.0 TDCi	N7BA	10.01 - 03.07	1998	D	96 kW	419	44
MONDEO III Stufenheck (B4Y) 2.0 TDCi	N7BB	10.01 - 03.07	1998	D	96 kW	419	44
MONDEO III Stufenheck (B4Y) 2.0	CJBA	10.00 - 03.07	1999	B	106 kW	420	47
MONDEO III Stufenheck (B4Y) 2.2 TDCi	QJBA	09.04 - 03.07	2198	D	114 kW	419	44
MONDEO III Stufenheck (B4Y) 2.2 TDCi	QJBB	09.04 - 03.07	2198	D	114 kW	419	44
MONDEO III Stufenheck (B4Y) 2.2 TDCi	QJBC	09.04 - 03.07	2198	D	110 kW	419	44
MONDEO III Stufenheck (B4Y) 2.2 TDCi	QJBD	09.04 - 03.07	2198	D	110 kW	419	44
MONDEO III Turnier (BWY) 1.8 16V	CGBA	10.00 - 03.07	1798	B	81 kW	416	34
MONDEO III Turnier (BWY) 1.8 16V	CGBB	10.00 - 03.07	1798	B	81 kW	416	34
MONDEO III Turnier (BWY) 1.8 16V	CHBA	10.00 - 03.07	1798	B	92 kW	417	35
MONDEO III Turnier (BWY) 1.8 16V	CHBB	10.00 - 03.07	1798	B	92 kW	417	35
MONDEO III Turnier (BWY) 1.8 SCi	CFBA	06.03 - 03.07	1798	B	96 kW	417	35
MONDEO III Turnier (BWY) 2.0 16V DI / TDDi / TDCi	D5BA	10.00 - 03.07	1998	D	66 kW	419	44
MONDEO III Turnier (BWY) 2.0 16V DI / TDDi / TDCi	SDBA	10.00 - 03.07	1998	D	66 kW	419	44
MONDEO III Turnier (BWY) 2.0 16V TDDi / TDCi	D6BA	10.00 - 03.07	1998	D	85 kW	419	44
MONDEO III Turnier (BWY) 2.0 16V TDDi / TDCi	HJBA	10.00 - 03.07	1998	D	85 kW	419	44
MONDEO III Turnier (BWY) 2.0 16V TDDi / TDCi	HJBB	10.00 - 03.07	1998	D	85 kW	419	44
MONDEO III Turnier (BWY) 2.0 16V TDDi / TDCi	HJBC	10.00 - 03.07	1998	D	85 kW	419	44
MONDEO III Turnier (BWY) 2.0 16V	CJBA	10.00 - 03.07	1999	B	107 kW	420	47
MONDEO III Turnier (BWY) 2.0 16V	CJBB	10.00 - 03.07	1999	B	107 kW	420	47
MONDEO III Turnier (BWY) 2.0 TDCi	FMBA	10.01 - 03.07	1998	D	96 kW	419	44
MONDEO III Turnier (BWY) 2.0 TDCi	N7BA	10.01 - 03.07	1998	D	96 kW	419	44
MONDEO III Turnier (BWY) 2.0 TDCi	N7BB	10.01 - 03.07	1998	D	96 kW	419	44
MONDEO III Turnier (BWY) 2.2 TDCi	QJBA	09.04 - 03.07	2198	D	114 kW	419	44
MONDEO III Turnier (BWY) 2.2 TDCi	QJBB	09.04 - 03.07	2198	D	114 kW	419	44
MONDEO III Turnier (BWY) 2.2 TDCi	QJBC	09.04 - 03.07	2198	D	110 kW	419	44
MONDEO III Turnier (BWY) 2.2 TDCi	QJBD	09.04 - 03.07	2198	D	110 kW	419	44
MONDEO IV (BA7) 1.6 EcoBoost	JTBA	02.11 - 01.15	1596	B	118 kW	413	19
MONDEO IV (BA7) 1.6 EcoBoost	JTBB	02.11 - 01.15	1596	B	118 kW	413	19
MONDEO IV (BA7) 1.6 TDCi	T1BA	02.11 - 01.15	1560	D	85 kW	412	11
MONDEO IV (BA7) 1.6 TDCi	T1BB	02.11 - 01.15	1560	D	85 kW	412	11
MONDEO IV (BA7) 1.6 TDCi	T1BC	02.11 - 01.15	1560	D	85 kW	412	11








							
MONDEO IV (BA7) 1.6 Ti	KGBA	07.10 - 01.15	1596	B	88 kW	413	19
MONDEO IV (BA7) 1.6 Ti	PNBA	03.07 - 01.15	1596	B	92 kW	413	19
MONDEO IV (BA7) 1.6 Ti	RHBA	03.07 - 01.15	1596	B	81 kW	413	19
MONDEO IV (BA7) 1.8 TDCi	FFBA	03.07 - 01.15	1753	D	74 kW	416	31
MONDEO IV (BA7) 1.8 TDCi	KHBA	06.07 - 01.15	1753	D	92 kW	416	31
MONDEO IV (BA7) 1.8 TDCi	QYBA	06.07 - 01.15	1753	D	92 kW	416	31
MONDEO IV (BA7) 2.0 Flexifuel	TBBA	03.09 - 01.15	1999	B/E	107 kW	420	47
MONDEO IV (BA7) 2.0 Flexifuel	TBBB	03.09 - 01.15	1999	B/E	107 kW	420	47
MONDEO IV (BA7) 2.0 LPG	TBBA	07.09 - 01.15	1999	B/G	107 kW	420	47
MONDEO IV (BA7) 2.0 LPG	TBBB	07.09 - 01.15	1999	B/G	107 kW	420	47
MONDEO IV (BA7) 2.0 TDCi	AZBA	03.07 - 01.15	1997	D	96 kW	418	41
MONDEO IV (BA7) 2.0 TDCi	AZBC	03.07 - 12.14	1997	D	100 kW	418	42
MONDEO IV (BA7) 2.0 TDCi	KLBA	11.07 - 01.15	1997	D	85 kW	418	42
MONDEO IV (BA7) 2.0 TDCi	LPBA	11.07 - 01.15	1997	D	85 kW	418	41
MONDEO IV (BA7) 2.0 TDCi	QXBA	03.07 - 01.15	1997	D	103 kW	418	42
MONDEO IV (BA7) 2.0 TDCi	QXBB	03.07 - 01.15	1997	D	103 kW	418	42
MONDEO IV (BA7) 2.0 TDCi	TXBA	03.10 - 01.15	1997	D	120 kW	418	42
MONDEO IV (BA7) 2.0 TDCi	TXBB	03.10 - 01.15	1997	D	120 kW	418	42
MONDEO IV (BA7) 2.0 TDCi	TYBA	11.07 - 01.15	1997	D	85 kW	418	41
MONDEO IV (BA7) 2.0 TDCi	UFBA	03.07 - 01.15	1997	D	103 kW	418	42
MONDEO IV (BA7) 2.0 TDCi	UFBB	03.07 - 01.15	1997	D	103 kW	418	42
MONDEO IV (BA7) 2.0 TDCi	UKBA	03.07 - 12.14	1997	D	100 kW	418	42
MONDEO IV (BA7) 2.0 TDCi	UKBB	03.07 - 12.14	1997	D	100 kW	418	42
MONDEO IV (BA7) 2.0	AOBA	03.07 - 01.15	1999	B	107 kW	420	47
MONDEO IV (BA7) 2.0	AOBC	03.07 - 01.15	1999	B	107 kW	420	47
MONDEO IV (BA7) 2.0	TBBA	03.07 - 01.15	1999	B	107 kW	420	47
MONDEO IV (BA7) 2.0	TBBB	03.07 - 01.15	1999	B	107 kW	420	47
MONDEO IV (BA7) 2.2 TDCi	KNBA	07.10 - 01.15	2179	D	147 kW	418	40
MONDEO IV (BA7) 2.2 TDCi	Q4BA	03.08 - 10.10	2179	D	129 kW	418	40
MONDEO IV (BA7) 2.3	SEBA	07.07 - 01.15	2261	B	118 kW	420	48
MONDEO IV Stufenheck (BA7) 1.6 EcoBoost	JTBA	11.10 - 01.15	1596	B	118 kW	413	19
MONDEO IV Stufenheck (BA7) 1.6 EcoBoost	JTBB	11.10 - 01.15	1596	B	118 kW	413	19
MONDEO IV Stufenheck (BA7) 1.6 TDCi	T1BA	12.10 - 01.15	1560	D	85 kW	412	11
MONDEO IV Stufenheck (BA7) 1.6 TDCi	T1BB	12.10 - 01.15	1560	D	85 kW	412	11
MONDEO IV Stufenheck (BA7) 1.6 TDCi	T1BC	12.10 - 01.15	1560	D	85 kW	412	11
MONDEO IV Stufenheck (BA7) 1.6 Ti	KGBA	03.10 - 01.15	1596	B	88 kW	413	19
MONDEO IV Stufenheck (BA7) 1.6 Ti	PNBA	03.07 - 01.15	1596	B	92 kW	413	19
MONDEO IV Stufenheck (BA7) 1.6 Ti	RHBA	03.07 - 01.15	1596	B	81 kW	413	19
MONDEO IV Stufenheck (BA7) 1.8 TDCi	FFBA	03.07 - 01.15	1753	D	74 kW	416	31
MONDEO IV Stufenheck (BA7) 1.8 TDCi	KHBA	06.07 - 01.15	1753	D	92 kW	416	31
MONDEO IV Stufenheck (BA7) 1.8 TDCi	QYBA	06.07 - 01.15	1753	D	92 kW	416	31
MONDEO IV Stufenheck (BA7) 2.0 Flexifuel	TBBA	03.09 - 01.15	1999	B/E	107 kW	420	47
MONDEO IV Stufenheck (BA7) 2.0 Flexifuel	TBBB	03.09 - 01.15	1999	B/E	107 kW	420	47
MONDEO IV Stufenheck (BA7) 2.0 LPG	TBBA	07.09 - 01.15	1999	B/G	107 kW	420	47
MONDEO IV Stufenheck (BA7) 2.0 LPG	TBBB	07.09 - 01.15	1999	B/G	107 kW	420	47
MONDEO IV Stufenheck (BA7) 2.0 TDCi	AZBA	03.07 - 01.15	1997	D	96 kW	418	41
MONDEO IV Stufenheck (BA7) 2.0 TDCi	AZBC	08.08 - 12.14	1997	D	100 kW	418	42
MONDEO IV Stufenheck (BA7) 2.0 TDCi	KLBA	11.07 - 01.15	1997	D	85 kW	418	42
MONDEO IV Stufenheck (BA7) 2.0 TDCi	LPBA	11.07 - 01.15	1997	D	85 kW	418	41
MONDEO IV Stufenheck (BA7) 2.0 TDCi	QXBA	03.07 - 01.15	1997	D	103 kW	418	42
MONDEO IV Stufenheck (BA7) 2.0 TDCi	QXBB	03.07 - 01.15	1997	D	103 kW	418	42
MONDEO IV Stufenheck (BA7) 2.0 TDCi	TXBA	03.10 - 01.15	1997	D	120 kW	418	42
MONDEO IV Stufenheck (BA7) 2.0 TDCi	TXBB	03.10 - 01.15	1997	D	120 kW	418	42
MONDEO IV Stufenheck (BA7) 2.0 TDCi	TYBA	11.07 - 01.15	1997	D	85 kW	418	41
MONDEO IV Stufenheck (BA7) 2.0 TDCi	UFBA	03.07 - 01.15	1997	D	103 kW	418	42
MONDEO IV Stufenheck (BA7) 2.0 TDCi	UFBB	03.07 - 01.15	1997	D	103 kW	418	42
MONDEO IV Stufenheck (BA7) 2.0 TDCi	UKBA	08.08 - 12.14	1997	D	100 kW	418	42
MONDEO IV Stufenheck (BA7) 2.0 TDCi	UKBB	08.08 - 12.14	1997	D	100 kW	418	42
MONDEO IV Stufenheck (BA7) 2.0	AOBA	03.07 - 01.15	1999	B	107 kW	420	47
MONDEO IV Stufenheck (BA7) 2.0	AOBC	03.07 - 01.15	1999	B	107 kW	420	47
MONDEO IV Stufenheck (BA7) 2.0	TBBA	03.07 - 01.15	1999	B	107 kW	420	47
MONDEO IV Stufenheck (BA7) 2.0	TBBB	03.07 - 01.15	1999	B	107 kW	420	47

			ccm		kw		1 POS
MONDEO IV Stufenheck (BA7) 2.2 TDCi	KNBA	10.10 - 01.15	2179	D	147 kW	418	40
MONDEO IV Stufenheck (BA7) 2.2 TDCi	Q4BA	03.08 - 10.10	2179	D	129 kW	418	40
MONDEO IV Stufenheck (BA7) 2.3	SEBA	07.07 - 01.15	2261	B	118 kW	420	48
MONDEO IV Turnier (BA7) 1.6 EcoBoost	JTBA	02.11 - 01.15	1596	B	118 kW	413	19
MONDEO IV Turnier (BA7) 1.6 EcoBoost	JTBB	02.11 - 01.15	1596	B	118 kW	413	19
MONDEO IV Turnier (BA7) 1.6 TDCi	T1BA	02.11 - 01.15	1560	D	85 kW	412	11
MONDEO IV Turnier (BA7) 1.6 TDCi	T1BB	02.11 - 01.15	1560	D	85 kW	412	11
MONDEO IV Turnier (BA7) 1.6 TDCi	T1BC	02.11 - 01.15	1560	D	85 kW	412	11
MONDEO IV Turnier (BA7) 1.6 Ti	KGBA	07.10 - 01.15	1596	B	88 kW	413	19
MONDEO IV Turnier (BA7) 1.6 Ti	PNBA	03.07 - 12.10	1596	B	92 kW	413	19
MONDEO IV Turnier (BA7) 1.6 Ti	RHBA	03.07 - 12.12	1596	B	81 kW	413	19
MONDEO IV Turnier (BA7) 1.8 TDCi	FFBA	03.07 - 12.12	1753	D	74 kW	416	31
MONDEO IV Turnier (BA7) 1.8 TDCi	KHBA	06.07 - 12.12	1753	D	92 kW	416	31
MONDEO IV Turnier (BA7) 1.8 TDCi	QYBA	06.07 - 12.12	1753	D	92 kW	416	31
MONDEO IV Turnier (BA7) 2.0 Flexifuel	TBBA	03.09 - 01.15	1999	B/E	107 kW	420	47
MONDEO IV Turnier (BA7) 2.0 Flexifuel	TBBB	03.09 - 01.15	1999	B/E	107 kW	420	47
MONDEO IV Turnier (BA7) 2.0 LPG	TBBA	07.09 - 01.15	1999	B/G	107 kW	420	47
MONDEO IV Turnier (BA7) 2.0 LPG	TBBB	07.09 - 01.15	1999	B/G	107 kW	420	47
MONDEO IV Turnier (BA7) 2.0 TDCi	AZBA	03.07 - 12.12	1997	D	96 kW	418	41
MONDEO IV Turnier (BA7) 2.0 TDCi	AZBC	03.07 - 12.14	1997	D	100 kW	418	42
MONDEO IV Turnier (BA7) 2.0 TDCi	KLBA	11.07 - 01.15	1997	D	85 kW	418	42
MONDEO IV Turnier (BA7) 2.0 TDCi	LPBA	11.07 - 01.15	1997	D	85 kW	418	41
MONDEO IV Turnier (BA7) 2.0 TDCi	QXBA	03.07 - 01.15	1997	D	103 kW	418	42
MONDEO IV Turnier (BA7) 2.0 TDCi	QXBB	03.07 - 01.15	1997	D	103 kW	418	42
MONDEO IV Turnier (BA7) 2.0 TDCi	TXBA	03.10 - 01.15	1997	D	120 kW	418	42
MONDEO IV Turnier (BA7) 2.0 TDCi	TXBB	03.10 - 01.15	1997	D	120 kW	418	42
MONDEO IV Turnier (BA7) 2.0 TDCi	TYBA	11.07 - 01.15	1997	D	85 kW	418	41
MONDEO IV Turnier (BA7) 2.0 TDCi	UFBA	03.07 - 01.15	1997	D	103 kW	418	42
MONDEO IV Turnier (BA7) 2.0 TDCi	UFBB	03.07 - 01.15	1997	D	103 kW	418	42
MONDEO IV Turnier (BA7) 2.0 TDCi	UKBA	03.07 - 12.14	1997	D	100 kW	418	42
MONDEO IV Turnier (BA7) 2.0 TDCi	UKBB	03.07 - 12.14	1997	D	100 kW	418	42
MONDEO IV Turnier (BA7) 2.0	AOBA	03.07 - 01.15	1999	B	107 kW	420	47
MONDEO IV Turnier (BA7) 2.0	AOBC	03.07 - 01.15	1999	B	107 kW	420	47
MONDEO IV Turnier (BA7) 2.0	TBBA	03.07 - 01.15	1999	B	107 kW	420	47
MONDEO IV Turnier (BA7) 2.0	TBBB	03.07 - 01.15	1999	B	107 kW	420	47
MONDEO IV Turnier (BA7) 2.2 TDCi	KNBA	07.10 - 01.15	2179	D	147 kW	418	40
MONDEO IV Turnier (BA7) 2.2 TDCi	Q4BA	03.08 - 10.10	2179	D	129 kW	418	40
MONDEO IV Turnier (BA7) 2.3	SEBA	07.07 - 01.15	2261	B	118 kW	420	48
MONDEO IV Van 1.6 EcoBoost	JTBA	11.10 - 09.14	1596	B	118 kW	413	19
MONDEO IV Van 1.6 TDCi	T1BA	03.13 - 09.14	1560	D	85 kW	412	11
MONDEO IV Van 1.6 TDCi	T1BB	03.13 - 09.14	1560	D	85 kW	412	11
MONDEO IV Van 1.6 TDCi	T1BC	03.13 - 09.14	1560	D	85 kW	412	11
MONDEO IV Van 2.0 TDCi	KLBA	11.07 - 09.14	1997	D	85 kW	418	42
MONDEO IV Van 2.0 TDCi	QXBB	03.07 - 09.14	1997	D	103 kW	418	42
MONDEO IV Van 2.0 TDCi	TXBA	03.10 - 09.14	1997	D	120 kW	418	42
MONDEO IV Van 2.0 TDCi	UFBA	03.07 - 09.14	1997	D	103 kW	418	42
MONDEO IV Van 2.0 TDCi	UFBB	03.07 - 09.14	1997	D	103 kW	418	42
MONDEO IV Van 2.0	AOBC	03.07 - 09.14	1999	B	107 kW	420	47
MONDEO IV Van 2.2 TDCi	KNBA	03.13 - 09.14	2179	D	147 kW	418	40
MONDEO V Schrägheck (CE) 1.0 EcoBoost	M1CA	02.15	998	B	92 kW	411	7
MONDEO V Schrägheck (CE) 1.0 EcoBoost	M1CB	02.15	998	B	92 kW	411	7
MONDEO V Schrägheck (CE) 1.6 TDCi	NGCA	09.14	1560	D	85 kW	412	11
MONDEO V Schrägheck (CE) 1.6 TDCi	U3CA	09.14	1560	D	85 kW	412	11
MONDEO V Schrägheck (CE) 2.0 TDCi 4x4	T7CA	02.15	1998	D	110 kW	418	42
MONDEO V Schrägheck (CE) 2.0 TDCi 4x4	T7CC	02.15	1998	D	110 kW	418	42
MONDEO V Schrägheck (CE) 2.0 TDCi 4x4	T7CD	02.15	1998	D	110 kW	418	42
MONDEO V Schrägheck (CE) 2.0 TDCi 4x4	T7CE	02.15	1998	D	110 kW	418	42
MONDEO V Schrägheck (CE) 2.0 TDCi 4x4	T7CN	02.15	1998	D	110 kW	418	42
MONDEO V Schrägheck (CE) 2.0 TDCi 4x4	T8CA	02.15	1997	D	132 kW	418	42
MONDEO V Schrägheck (CE) 2.0 TDCi 4x4	T8CC	02.15	1997	D	132 kW	418	42
MONDEO V Schrägheck (CE) 2.0 TDCi 4x4	T8CD	02.15	1997	D	132 kW	418	42
MONDEO V Schrägheck (CE) 2.0 TDCi 4x4	T8CL	02.15	1997	D	132 kW	418	42








							
MONDEO V Schrägheck (CE) 2.0 TDCi Bi-Turbo	T9CA	03.15	1997	D	154 kW	418	42
MONDEO V Schrägheck (CE) 2.0 TDCi	T7CA	09.14	1998	D	110 kW	418	42
MONDEO V Schrägheck (CE) 2.0 TDCi	T7CC	09.14	1998	D	110 kW	418	42
MONDEO V Schrägheck (CE) 2.0 TDCi	T7CD	09.14	1998	D	110 kW	418	42
MONDEO V Schrägheck (CE) 2.0 TDCi	T7CE	09.14	1998	D	110 kW	418	42
MONDEO V Schrägheck (CE) 2.0 TDCi	T7CN	09.14	1998	D	110 kW	418	42
MONDEO V Schrägheck (CE) 2.0 TDCi	T8CA	09.14	1997	D	132 kW	418	42
MONDEO V Schrägheck (CE) 2.0 TDCi	T8CC	09.14	1997	D	132 kW	418	42
MONDEO V Schrägheck (CE) 2.0 TDCi	T8CD	09.14	1997	D	132 kW	418	42
MONDEO V Schrägheck (CE) 2.0 TDCi	T8CL	09.14	1997	D	132 kW	418	42
MONDEO V Stufenheck (CD) 1.0 EcoBoost	M1CA	02.15	998	B	92 kW	411	7
MONDEO V Stufenheck (CD) 1.0 EcoBoost	M1CB	02.15	998	B	92 kW	411	7
MONDEO V Stufenheck (CD) 2.0 TDCi 4x4	T7CA	09.14	1998	D	110 kW	418	42
MONDEO V Stufenheck (CD) 2.0 TDCi 4x4	T7CC	09.14	1998	D	110 kW	418	42
MONDEO V Stufenheck (CD) 2.0 TDCi 4x4	T7CD	09.14	1998	D	110 kW	418	42
MONDEO V Stufenheck (CD) 2.0 TDCi 4x4	T7CE	09.14	1998	D	110 kW	418	42
MONDEO V Stufenheck (CD) 2.0 TDCi 4x4	T7CN	09.14	1998	D	110 kW	418	42
MONDEO V Stufenheck (CD) 2.0 TDCi 4x4	T8CA	05.15	1997	D	132 kW	418	42
MONDEO V Stufenheck (CD) 2.0 TDCi 4x4	T8CC	05.15	1997	D	132 kW	418	42
MONDEO V Stufenheck (CD) 2.0 TDCi 4x4	T8CD	05.15	1997	D	132 kW	418	42
MONDEO V Stufenheck (CD) 2.0 TDCi 4x4	T8CL	05.15	1997	D	132 kW	418	42
MONDEO V Stufenheck (CD) 2.0 TDCi Bi-Turbo	T9CA	05.15	1997	D	154 kW	418	42
MONDEO V Stufenheck (CD) 2.0 TDCi	T7CA	09.14	1998	D	110 kW	418	42
MONDEO V Stufenheck (CD) 2.0 TDCi	T7CC	09.14	1998	D	110 kW	418	42
MONDEO V Stufenheck (CD) 2.0 TDCi	T7CD	09.14	1998	D	110 kW	418	42
MONDEO V Stufenheck (CD) 2.0 TDCi	T7CE	09.14	1998	D	110 kW	418	42
MONDEO V Stufenheck (CD) 2.0 TDCi	T7CN	09.14	1998	D	110 kW	418	42
MONDEO V Stufenheck (CD) 2.0 TDCi	T8CA	09.14	1997	D	132 kW	418	42
MONDEO V Stufenheck (CD) 2.0 TDCi	T8CC	09.14	1997	D	132 kW	418	42
MONDEO V Stufenheck (CD) 2.0 TDCi	T8CD	09.14	1997	D	132 kW	418	42
MONDEO V Stufenheck (CD) 2.0 TDCi	T8CL	09.14	1997	D	132 kW	418	42
MONDEO V Turnier (CF) 1.0 EcoBoost	M1CA	02.15	998	B	92 kW	411	7
MONDEO V Turnier (CF) 1.0 EcoBoost	M1CB	02.15	998	B	92 kW	411	7
MONDEO V Turnier (CF) 1.6 TDCi	NGCA	09.14	1560	D	85 kW	412	11
MONDEO V Turnier (CF) 1.6 TDCi	U3CA	09.14	1560	D	85 kW	412	11
MONDEO V Turnier (CF) 2.0 TDCi 4x4	T7CA	02.15	1998	D	110 kW	418	42
MONDEO V Turnier (CF) 2.0 TDCi 4x4	T7CC	02.15	1998	D	110 kW	418	42
MONDEO V Turnier (CF) 2.0 TDCi 4x4	T7CD	02.15	1998	D	110 kW	418	42
MONDEO V Turnier (CF) 2.0 TDCi 4x4	T7CE	02.15	1998	D	110 kW	418	42
MONDEO V Turnier (CF) 2.0 TDCi 4x4	T7CN	02.15	1998	D	110 kW	418	42
MONDEO V Turnier (CF) 2.0 TDCi 4x4	T8CA	02.15	1997	D	132 kW	418	42
MONDEO V Turnier (CF) 2.0 TDCi 4x4	T8CC	02.15	1997	D	132 kW	418	42
MONDEO V Turnier (CF) 2.0 TDCi 4x4	T8CD	02.15	1997	D	132 kW	418	42
MONDEO V Turnier (CF) 2.0 TDCi 4x4	T8CL	02.15	1997	D	132 kW	418	42
MONDEO V Turnier (CF) 2.0 TDCi Bi-Turbo	T9CA	03.15	1997	D	154 kW	418	42
MONDEO V Turnier (CF) 2.0 TDCi	T7CA	09.14	1998	D	110 kW	418	42
MONDEO V Turnier (CF) 2.0 TDCi	T7CC	09.14	1998	D	110 kW	418	42
MONDEO V Turnier (CF) 2.0 TDCi	T7CD	09.14	1998	D	110 kW	418	42
MONDEO V Turnier (CF) 2.0 TDCi	T7CE	09.14	1998	D	110 kW	418	42
MONDEO V Turnier (CF) 2.0 TDCi	T7CN	09.14	1998	D	110 kW	418	42
MONDEO V Turnier (CF) 2.0 TDCi	T8CA	09.14	1997	D	132 kW	418	42
MONDEO V Turnier (CF) 2.0 TDCi	T8CC	09.14	1997	D	132 kW	418	42
MONDEO V Turnier (CF) 2.0 TDCi	T8CD	09.14	1997	D	132 kW	418	42
MONDEO V Turnier (CF) 2.0 TDCi	T8CL	09.14	1997	D	132 kW	418	42
ORION II (AFF) 1.8 D	RTA	01.89 - 07.90	1753	D	44 kW	416	33
ORION II (AFF) 1.8 D	RTB	01.89 - 07.90	1753	D	44 kW	416	33
ORION III (GAL) 1.6 i 16V	L1E	07.92 - 12.93	1597	B	66 kW	412	14
ORION III (GAL) 1.6 i 16V	L1K	07.92 - 12.93	1597	B	66 kW	412	14
ORION III (GAL) 1.8 D	RTE	11.90 - 12.93	1753	D	44 kW	416	33
ORION III (GAL) 1.8 D	RTF	11.90 - 12.93	1753	D	44 kW	416	33
ORION III (GAL) 1.8 D	RTH	11.90 - 12.93	1753	D	44 kW	416	33
ORION III (GAL) 1.8 TD	RFD	03.92 - 12.93	1753	D	66 kW	416	31

	 ENGINE	 00000	ccm		kw		1 POS
ORION III (GAL) 1.8 TD	RFK	03.92 - 12.93	1753	D	66 kW	416	31
ORION III (GAL) 1.8 i 16V	RDA	02.92 - 12.93	1796	B	77 kW	415	28
ORION III (GAL) 1.8 i 16V	RQB	01.92 - 12.93	1796	B	96 kW	415	28
ORION III (GAL) 1.8 Álcool	UE	04.93 - 05.94	1781	E	73 kW	416	30
ORION III (GAL) 1.8	RTD	01.90 - 09.93	1753	B	64 kW	416	33
ORION III (GAL) 1.8	RTD	05.94 - 09.96	1753	B	70 kW	416	33
ORION III (GAL) 1.8	RTD	10.93 - 09.96	1753	B	66 kW	416	33
P 100 II 1.8 TD	RFA	10.87 - 12.92	1753	D	55 kW	416	31
PUMA (EC_) 1.4 16V	FHD	11.97 - 10.00	1388	B	66 kW	412	13
PUMA (EC_) 1.4 16V	FHF	11.97 - 10.00	1388	B	66 kW	412	13
PUMA (EC_) 1.6 16V	L1W	08.00 - 06.02	1596	B	76 kW	413	18
PUMA (EC_) 1.7 16V	MHA	03.97 - 06.02	1679	B	92 kW	415	27
PUMA (EC_) 1.7 16V	MHB	03.97 - 06.02	1679	B	92 kW	415	27
PUMA (EC_) Racing ST 160	MHA	06.99 - 06.02	1679	B	114 kW	415	27
RANGER (ER, EQ, R_) 1.8	RKA	06.99 - 02.02	1796	B	85 kW	415	28
RANGER (ER, EQ, R_) 2.5 TD 4x4	WL-T	10.99 - 06.06	2499	D	80 kW	422	59
RANGER (ER, EQ, R_) 2.5 TD 4x4	WL-T	04.02 - 06.06	2499	D	62 kW	422	59
RANGER (ER, EQ, R_) 2.5 TD	WL-T	04.02 - 06.06	2499	D	62 kW	422	59
RANGER (ET) 2.2	F2Y4	01.09 - 07.12	2184	B	62 kW	419	45
RANGER (ET) 2.5 TD	WL-T	06.05 - 11.11	2499	D	80 kW	422	59
RANGER (ET) 3.0 TDCi 4x4	WEAT	05.06 - 07.12	2953	D	115 kW	424	68
RANGER (ET) 3.0 TDCi	WEAT	05.06 - 07.12	2953	D	115 kW	424	68
RANGER (TKE) 2.2 TDCi 4x4	GBVAJQJ	04.11	2198	D	110 kW	419	44
RANGER (TKE) 2.2 TDCi 4x4	GBVAJQJ	05.15	2198	D	118 kW	419	44
RANGER (TKE) 2.2 TDCi 4x4	GBVAJQW	04.11	2198	D	92 kW	419	44
RANGER (TKE) 2.2 TDCi	GBVAJPF	04.11	2198	D	88 kW	419	46
RANGER (TKE) 2.2 TDCi	GBVAJQJ	11.11	2198	D	110 kW	419	44
RANGER (TKE) 2.2 TDCi	GBVAJQJ	05.15	2198	D	118 kW	419	44
RANGER (TKE) 2.2 TDCi	GBVAJQW	04.11	2198	D	92 kW	419	44
S-MAX (CJ, WA6) 2.0 TDCi 4x4	T7CI	01.15 - 06.18	1997	D	110 kW	418	42
S-MAX (CJ, WA6) 2.0 TDCi 4x4	T7CJ	01.15 - 06.18	1997	D	110 kW	418	42
S-MAX (CJ, WA6) 2.0 TDCi 4x4	T7CK	01.15 - 06.18	1997	D	110 kW	418	42
S-MAX (CJ, WA6) 2.0 TDCi 4x4	T7CL	01.15 - 06.18	1997	D	110 kW	418	42
S-MAX (CJ, WA6) 2.0 TDCi 4x4	T8CG	01.15 - 06.18	1997	D	132 kW	418	42
S-MAX (CJ, WA6) 2.0 TDCi 4x4	T8CH	01.15 - 06.18	1997	D	132 kW	418	42
S-MAX (CJ, WA6) 2.0 TDCi 4x4	T8CI	01.15 - 06.18	1997	D	132 kW	418	42
S-MAX (CJ, WA6) 2.0 TDCi 4x4	T8CJ	01.15 - 06.18	1997	D	132 kW	418	42
S-MAX (CJ, WA6) 2.0 TDCi Bi-Turbo	T9CB	01.15 - 06.18	1997	D	154 kW	418	42
S-MAX (CJ, WA6) 2.0 TDCi Bi-Turbo	T9CC	01.15 - 06.18	1997	D	154 kW	418	42
S-MAX (CJ, WA6) 2.0 TDCi	T7CI	01.15 - 06.18	1997	D	110 kW	418	42
S-MAX (CJ, WA6) 2.0 TDCi	T7CJ	01.15 - 06.18	1997	D	110 kW	418	42
S-MAX (CJ, WA6) 2.0 TDCi	T7CK	01.15 - 06.18	1997	D	110 kW	418	42
S-MAX (CJ, WA6) 2.0 TDCi	T7CL	01.15 - 06.18	1997	D	110 kW	418	42
S-MAX (CJ, WA6) 2.0 TDCi	T8CG	01.15 - 06.18	1997	D	132 kW	418	42
S-MAX (CJ, WA6) 2.0 TDCi	T8CH	01.15 - 06.18	1997	D	132 kW	418	42
S-MAX (CJ, WA6) 2.0 TDCi	T8CI	01.15 - 06.18	1997	D	132 kW	418	42
S-MAX (CJ, WA6) 2.0 TDCi	T8CJ	01.15 - 06.18	1997	D	132 kW	418	42
S-MAX (CJ, WA6) 2.0 TDCi	UFCA	01.15 - 06.18	1997	D	88 kW	418	42
S-MAX (CJ, WA6) 2.0 TDCi	UFCB	01.15 - 06.18	1997	D	88 kW	418	42
S-MAX (WA6) 1.6 EcoBoost	JTWA	02.11 - 12.14	1596	B	118 kW	413	19
S-MAX (WA6) 1.6 EcoBoost	JTWB	02.11 - 12.14	1596	B	118 kW	413	19
S-MAX (WA6) 1.6 TDCi	T1WA	02.11 - 12.14	1560	D	85 kW	412	11
S-MAX (WA6) 1.6 TDCi	T1WB	02.11 - 12.14	1560	D	85 kW	412	11
S-MAX (WA6) 1.8 TDCi	FFWA	01.07 - 12.10	1753	D	74 kW	416	31
S-MAX (WA6) 1.8 TDCi	QYWA	05.06 - 12.14	1753	D	92 kW	416	31
S-MAX (WA6) 2.0 Flexifuel	TBWA	05.06 - 12.14	1999	B/E	107 kW	420	47
S-MAX (WA6) 2.0 Flexifuel	TBWB	05.06 - 12.14	1999	B/E	107 kW	420	47
S-MAX (WA6) 2.0 TDCi	AZWA	05.06 - 12.14	1997	D	96 kW	418	42
S-MAX (WA6) 2.0 TDCi	AZWC	05.06 - 12.14	1997	D	100 kW	418	42
S-MAX (WA6) 2.0 TDCi	KLWA	11.07 - 12.14	1997	D	85 kW	418	42
S-MAX (WA6) 2.0 TDCi	QXWA	05.06 - 12.14	1997	D	103 kW	418	42
S-MAX (WA6) 2.0 TDCi	QXWB	05.06 - 12.14	1997	D	103 kW	418	42








S-MAX (WA6) 2.0 TDCi	QXWC	05.06 - 12.14	1997	D	103 kW	418	42
S-MAX (WA6) 2.0 TDCi	TXWA	03.10 - 12.14	1997	D	120 kW	418	42
S-MAX (WA6) 2.0 TDCi	TYWA	11.07 - 12.14	1997	D	85 kW	418	42
S-MAX (WA6) 2.0 TDCi	UFWA	05.06 - 12.14	1997	D	103 kW	418	42
S-MAX (WA6) 2.0 TDCi	UKWA	05.06 - 12.14	1997	D	100 kW	418	42
S-MAX (WA6) 2.0	AOWA	05.06 - 12.14	1999	B	107 kW	420	47
S-MAX (WA6) 2.0	AOWB	05.06 - 12.14	1999	B	107 kW	420	47
S-MAX (WA6) 2.0	TBWA	05.06 - 12.14	1999	B	107 kW	420	47
S-MAX (WA6) 2.0	TBWB	05.06 - 12.14	1999	B	107 kW	420	47
S-MAX (WA6) 2.2 TDCi	KNWA	07.10 - 12.14	2179	D	147 kW	418	40
S-MAX (WA6) 2.2 TDCi	Q4WA	03.08 - 12.12	2179	D	129 kW	418	40
S-MAX (WA6) 2.3	SEWA	07.07 - 12.14	2261	B	118 kW	420	48
S-MAX VAN (WA6) 1.6	JTWA	02.11 - 12.14	1596	B	118 kW	413	19
S-MAX VAN (WA6) 2.0 TDCi	KLWA	01.07 - 12.14	1997	D	85 kW	418	42
S-MAX VAN (WA6) 2.0 TDCi	QXWA	03.10 - 12.14	1997	D	103 kW	418	42
S-MAX VAN (WA6) 2.0 TDCi	QXWB	03.10 - 12.14	1997	D	103 kW	418	42
S-MAX VAN (WA6) 2.0 TDCi	QXWC	03.10 - 12.14	1997	D	103 kW	418	42
S-MAX VAN (WA6) 2.0 TDCi	TXWA	03.10 - 12.14	1997	D	120 kW	418	42
S-MAX VAN (WA6) 2.0 TDCi	TYWA	01.07 - 12.14	1997	D	85 kW	418	42
S-MAX VAN (WA6) 2.0 TDCi	UFWA	03.10 - 12.14	1997	D	103 kW	418	42
S-MAX VAN (WA6) 2.0	AODE	03.10 - 12.14	1999	B	107 kW	420	47
SCORPIO I (GAE, GGE) 2.5 D	STR	12.85 - 02.92	2498	D	51 kW	424	66
SCORPIO I (GAE, GGE) 2.5 TD	SFA	06.88 - 07.93	2498	D	68 kW	424	66
SCORPIO I (GAE, GGE) 2.5 TD	SFB	06.88 - 07.93	2498	D	68 kW	424	66
SCORPIO I (GAE, GGE) 2.9 i 4x4	BRC	09.86 - 09.94	2933	B	110 kW	422	57
SCORPIO I (GAE, GGE) 2.9 i 4x4	BRD	05.88 - 02.93	2933	B	107 kW	422	57
SCORPIO I (GAE, GGE) 2.9 i 4x4	BRE	05.88 - 02.93	2933	B	107 kW	422	57
SCORPIO I (GAE, GGE) 2.9 i 4x4	BRF	05.88 - 02.93	2933	B	107 kW	422	57
SCORPIO I (GAE, GGE) 2.9 i Cat	BRE	10.87 - 09.94	2933	B	107 kW	422	57
SCORPIO I (GAE, GGE) 2.9 i	BRC	09.86 - 09.94	2933	B	110 kW	422	57
SCORPIO I (GAE, GGE) 2.9 i	BRD	09.86 - 09.94	2933	B	107 kW	422	57
SCORPIO I (GAE, GGE) 2.9 i	BRE	09.86 - 09.94	2933	B	107 kW	422	57
SCORPIO I (GAE, GGE) 2.9 i	BRF	09.86 - 09.94	2933	B	107 kW	422	57
SCORPIO I Stufenheck (GGE) 2.5 D	STR	12.89 - 12.94	2498	D	51 kW	424	66
SCORPIO I Stufenheck (GGE) 2.5 TD	SFA	06.88 - 07.93	2498	D	68 kW	424	66
SCORPIO I Stufenheck (GGE) 2.5 TD	SFB	06.88 - 07.93	2498	D	68 kW	424	66
SCORPIO I Stufenheck (GGE) 2.9 i 4x4	BRD	12.89 - 10.94	2933	B	107 kW	422	57
SCORPIO I Stufenheck (GGE) 2.9 i 4x4	BRE	12.89 - 10.94	2933	B	107 kW	422	57
SCORPIO I Stufenheck (GGE) 2.9 i 4x4	BRF	12.89 - 10.94	2933	B	107 kW	422	57
SCORPIO I Stufenheck (GGE) 2.9 i	BRD	09.86 - 12.94	2933	B	107 kW	422	57
SCORPIO I Stufenheck (GGE) 2.9 i	BRE	09.86 - 12.94	2933	B	107 kW	422	57
SCORPIO I Stufenheck (GGE) 2.9 i	BRF	09.86 - 12.94	2933	B	107 kW	422	57
SCORPIO I Turnier (GGE) 2.5 D	STR	10.90 - 08.92	2498	D	51 kW	424	66
SCORPIO I Turnier (GGE) 2.5 TD	SFA	09.91 - 07.93	2498	D	68 kW	424	66
SCORPIO I Turnier (GGE) 2.5 TD	SFB	09.91 - 07.93	2498	D	68 kW	424	66
SCORPIO I Turnier (GGE) 2.9 i 4x4	BRD	05.88 - 02.93	2933	B	107 kW	422	57
SCORPIO I Turnier (GGE) 2.9 i 4x4	BRE	05.88 - 02.93	2933	B	107 kW	422	57
SCORPIO I Turnier (GGE) 2.9 i 4x4	BRF	05.88 - 02.93	2933	B	107 kW	422	57
SCORPIO I Turnier (GGE) 2.9 i	BRD	09.91 - 09.94	2933	B	107 kW	422	57
SCORPIO I Turnier (GGE) 2.9 i	BRE	09.91 - 09.94	2933	B	107 kW	422	57
SCORPIO I Turnier (GGE) 2.9 i	BRF	09.91 - 09.94	2933	B	107 kW	422	57
SIERRA I Schrägheck (GBC) 2.3 D	YTT	08.82 - 12.86	2304	D	49 kW	424	66
SIERRA II (GBG, GB4) 1.8 TD	RFA	08.88 - 02.93	1753	D	55 kW	416	31
SIERRA II (GBG, GB4) 1.8 TD	RFB	08.88 - 02.93	1753	D	55 kW	416	31
SIERRA II (GBG, GB4) 1.8 TD	RFL	08.88 - 02.93	1753	D	55 kW	416	31
SIERRA II (GBG, GB4) 2.3 D	YTR	01.87 - 09.89	2304	D	49 kW	424	66
SIERRA II (GBG, GB4) 2.3 D	YTT	01.87 - 09.89	2304	D	49 kW	424	66
SIERRA II Schrägheck (GBC, GBG) 1.8 TD	RFA	08.88 - 02.93	1753	D	55 kW	416	31
SIERRA II Schrägheck (GBC, GBG) 1.8 TD	RFB	08.88 - 02.93	1753	D	55 kW	416	31
SIERRA II Schrägheck (GBC, GBG) 1.8 TD	RFL	08.88 - 02.93	1753	D	55 kW	416	31
SIERRA II Schrägheck (GBC, GBG) 2.3 D	YTR	01.87 - 09.89	2304	D	49 kW	424	66
SIERRA II Turnier (BNG) 1.8 TD	RFA	08.88 - 02.93	1753	D	55 kW	416	31








			ccm		kw		1 POS
SIERRA II Turnier (BNG) 1.8 TD	RFB	08.88 - 02.93	1753	D	55 kW	416	31
SIERRA II Turnier (BNG) 1.8 TD	RFL	08.88 - 02.93	1753	D	55 kW	416	31
SIERRA II Turnier (BNG) 2.3 D	YTR	01.87 - 02.93	2304	D	49 kW	424	66
SIERRA Turnier (BNC) 2.3 D	YTT	08.82 - 12.86	2304	D	49 kW	424	66
TOURNEO CONNECT / GRAND TOURNEO CONNECT V408 Großraumlimousi 1.0 EcoBoost	M2GA	11.13	998	B	74 kW	411	7
TOURNEO CONNECT / GRAND TOURNEO CONNECT V408 Großraumlimousi 1.0 EcoBoost	M2GB	11.13	998	B	74 kW	411	7
TOURNEO CONNECT / GRAND TOURNEO CONNECT V408 Großraumlimousi 1.0 EcoBoost	SFCB	11.13	998	B	74 kW	411	7
TOURNEO CONNECT / GRAND TOURNEO CONNECT V408 Großraumlimousi 1.6 EcoBoost	JQGA	11.13	1596	B	110 kW	413	19
TOURNEO CONNECT / GRAND TOURNEO CONNECT V408 Großraumlimousi 1.6 TDCi	T1GA	09.13	1560	D	85 kW	420	50
TOURNEO CONNECT / GRAND TOURNEO CONNECT V408 Großraumlimousi 1.6 TDCi	TZGA	09.13	1560	D	70 kW	412	11
TOURNEO CONNECT / GRAND TOURNEO CONNECT V408 Großraumlimousi 1.6 TDCi	TZGB	09.13	1560	D	70 kW	412	11
TOURNEO CONNECT / GRAND TOURNEO CONNECT V408 Großraumlimousi 1.6 TDCi	UBGA	09.13	1560	D	55 kW	412	11
TOURNEO CONNECT 1.8 16V	EYPA	06.02 - 12.13	1796	B	85 kW	415	28
TOURNEO CONNECT 1.8 16V	EYPC	06.02 - 12.13	1796	B	85 kW	415	28
TOURNEO CONNECT 1.8 16V	EYPD	06.02 - 12.13	1796	B	85 kW	415	28
TOURNEO CONNECT 1.8 TDCi/TDDi/DI	BHPA	06.02 - 12.13	1753	D	55 kW	416	31
TOURNEO CONNECT 1.8 TDCi/TDDi/DI	P7PA	06.02 - 12.13	1753	D	55 kW	416	31
TOURNEO CONNECT 1.8 TDCi/TDDi/DI	P7PB	06.02 - 12.13	1753	D	55 kW	416	31
TOURNEO CONNECT 1.8 TDCi/TDDi/DI	R2PA	06.02 - 12.13	1753	D	55 kW	416	31
TOURNEO CONNECT 1.8 TDCi	HCPA	06.02 - 12.13	1753	D	66 kW	416	31
TOURNEO CONNECT 1.8 TDCi	HCPB	06.02 - 12.13	1753	D	66 kW	416	31
TOURNEO CONNECT 1.8 TDCi	P9PA	06.02 - 12.13	1753	D	66 kW	416	31
TOURNEO CONNECT 1.8 TDCi	P9PB	06.02 - 12.13	1753	D	66 kW	416	31
TOURNEO CONNECT 1.8 TDCi	P9PC	06.02 - 12.13	1753	D	66 kW	416	31
TOURNEO CONNECT 1.8 TDCi	P9PD	06.02 - 12.13	1753	D	66 kW	416	31
TOURNEO CONNECT 1.8 TDCi	R3PA	06.02 - 12.13	1753	D	66 kW	416	31
TOURNEO CONNECT 1.8 TDCi	RWPA	08.06 - 12.13	1753	D	81 kW	416	31
TOURNEO CONNECT 1.8 TDCi	RWPC	08.06 - 12.13	1753	D	81 kW	416	31
TOURNEO CONNECT 1.8 TDCi	RWPD	08.06 - 12.13	1753	D	81 kW	416	31
TOURNEO CONNECT 1.8 TDCi	RWPE	06.02 - 12.13	1753	D	66 kW	416	31
TOURNEO CONNECT 1.8 TDCi	RWPF	06.02 - 12.13	1753	D	66 kW	416	31
TOURNEO COURIER B460 Großraumlimousine 1.0 EcoBoost	SFCA	02.14	998	B	74 kW	411	7
TOURNEO COURIER B460 Großraumlimousine 1.0 EcoBoost	SFCB	02.14	998	B	74 kW	411	7
TOURNEO COURIER B460 Großraumlimousine 1.0 EcoBoost	SFCC	02.14	998	B	74 kW	411	7
TOURNEO COURIER B460 Großraumlimousine 1.0 EcoBoost	SFCD	02.14	998	B	74 kW	411	7
TOURNEO COURIER B460 Großraumlimousine 1.6 TDCi	T3CA	02.14	1560	D	70 kW	412	11
TOURNEO COURIER B460 Großraumlimousine 1.6 TDCi	T3CB	02.14	1560	D	70 kW	412	11
TOURNEO COURIER B460 Großraumlimousine 1.6 TDCi	T3CC	02.14	1560	D	70 kW	412	11
TOURNEO CUSTOM V362 Bus (F3) 2.0 EcoBlue	BKFA	12.15	1995	D	96 kW	417	38
TOURNEO CUSTOM V362 Bus (F3) 2.0 EcoBlue	BKFB	12.15	1995	D	96 kW	417	38
TOURNEO CUSTOM V362 Bus (F3) 2.0 EcoBlue	BLFA	12.15	1995	D	125 kW	417	38
TOURNEO CUSTOM V362 Bus (F3) 2.0 EcoBlue	BLFB	12.15	1995	D	125 kW	417	38
TOURNEO CUSTOM V362 Bus (F3) 2.0 EcoBlue	YLF6	12.15	1995	D	77 kW	417	38
TOURNEO CUSTOM V362 Bus (F3) 2.0 EcoBlue	YLFA	12.15	1995	D	77 kW	417	38
TOURNEO CUSTOM V362 Bus (F3) 2.0 EcoBlue	YLFB	12.15	1995	D	77 kW	417	38
TOURNEO CUSTOM V362 Bus (F3) 2.0 EcoBlue	YLFS	12.15	1995	D	77 kW	417	38
TOURNEO CUSTOM V362 Bus (F3) 2.0 EcoBlue	YMF6	12.15	1995	D	96 kW	417	38
TOURNEO CUSTOM V362 Bus (F3) 2.0 EcoBlue	YMFA	12.15	1995	D	96 kW	417	38
TOURNEO CUSTOM V362 Bus (F3) 2.0 EcoBlue	YMF6	12.15	1995	D	96 kW	417	38
TOURNEO CUSTOM V362 Bus (F3) 2.0 EcoBlue	YMFS	12.15	1995	D	96 kW	417	38
TOURNEO CUSTOM V362 Bus (F3) 2.2 TDCi	CVFF	04.12 - 12.15	2198	D	114 kW	419	44
TOURNEO CUSTOM V362 Bus (F3) 2.2 TDCi	CYF4	04.12 - 12.15	2198	D	92 kW	419	44
TOURNEO CUSTOM V362 Bus (F3) 2.2 TDCi	CYFF	04.12 - 12.15	2198	D	92 kW	419	44
TOURNEO CUSTOM V362 Bus (F3) 2.2 TDCi	DRF4	04.12 - 12.15	2198	D	74 kW	419	44
TOURNEO CUSTOM V362 Bus (F3) 2.2 TDCi	DRFF	04.12 - 12.15	2198	D	74 kW	419	44
TOURNEO CUSTOM V362 Bus (F3) 2.2 TDCi	DRFG	04.12 - 12.15	2198	D	74 kW	419	44
TRANSIT Bus (72E, 73E) 2.3 D FT 100 (72E2X)	4AA	11.71 - 09.78	2358	D	46 kW	422	60
TRANSIT Bus (E_) 2.5 DI (EBL, ECL, EDS, EDL)	4HB	07.94 - 03.00	2496	D	56 kW	423	62
TRANSIT Bus (E_) 2.5 DI (EBL, ECL, EDS, EDL)	4HC	07.94 - 03.00	2496	D	56 kW	423	64
TRANSIT Bus (E_) 2.5 DI (EBL, EDL, EDS, ESL, ESS)	4ED	08.97 - 03.00	2496	D	85 kW	422	61
TRANSIT Bus (E_) 2.5 DI (EBL, EDS, ESL, ESS, EUS)	4FA	08.94 - 03.00	2496	D	51 kW	423	65
TRANSIT Bus (E_) 2.5 DI (EBL, EDS, ESL, ESS, EUS)	4FB	08.94 - 03.00	2496	D	51 kW	423	64








TRANSIT Bus (E_) 2.5 DI (EBL, EDS, ESL, ESS, EUS)	4FC	08.94 - 03.00	2496	D	51 kW	423	64
TRANSIT Bus (E_) 2.5 DI (EBL, EDS, ESL, ESS, EUS)	4FD	08.94 - 03.00	2496	D	51 kW	423	64
TRANSIT Bus (E_) 2.5 DI (EBS, EDS, EDL, ESS, EUS)	4BC	08.91 - 07.94	2496	D	51 kW	423	64
TRANSIT Bus (E_) 2.5 DI (EBS, EDS, EDL, ESS, EUS)	4CC	08.91 - 07.94	2496	D	51 kW	423	65
TRANSIT Bus (E_) 2.5 DI (EBS, EDS, EDL, ESS, EUS)	4FA	08.91 - 07.94	2496	D	51 kW	423	65
TRANSIT Bus (E_) 2.5 DI (EBS, EDS, EGL, ESS, EUS)	4DA	09.91 - 07.94	2496	D	59 kW	423	62
TRANSIT Bus (E_) 2.5 TD (EBL, EDL, EDS, EGL, ESL, ESS, EUS)	4GA	01.95 - 03.00	2496	D	63 kW	422	61
TRANSIT Bus (E_) 2.5 TD (EBL, EDL, EDS, EGL, ESL, ESS, EUS)	4GB	01.95 - 03.00	2496	D	63 kW	422	61
TRANSIT Bus (E_) 2.5 TD (EBL, EDL, EDS, EGL, ESL, ESS, EUS)	4GC	01.95 - 03.00	2496	D	63 kW	422	61
TRANSIT Bus (E_) 2.5 TD (EBL, EDL, EDS, EGL, ESL, ESS, EUS)	4GD	01.95 - 03.00	2496	D	63 kW	422	61
TRANSIT Bus (E_) 2.5 TD (EBL, EDL, EDS, EGL, ESL, ESS, EUS)	4GE	01.95 - 03.00	2496	D	63 kW	423	63
TRANSIT Bus (E_) 2.5 TD (EBL, EDL, EDS, EGL, ESL, ESS, EUS)	4GF	01.95 - 03.00	2496	D	63 kW	423	63
TRANSIT Bus (E_) 2.5 TD (EBS, EBL, ECL, EDS, EDL, ESS, EUS)	4GA	10.92 - 07.94	2496	D	63 kW	422	61
TRANSIT Bus (E_) 2.5 TD (EBS, EBL, ECL, EDS, EDL, ESS, EUS)	4GB	10.92 - 07.94	2496	D	63 kW	422	61
TRANSIT Bus (E_) 2.5 TD (EBS, EBL, ECL, EDS, EDL, ESS, EUS)	4GC	10.92 - 07.94	2496	D	63 kW	422	61
TRANSIT Bus (E_) 2.5 TD (EB_, ED_, ES_)	4HA	08.94 - 06.00	2496	D	55 kW	423	62
TRANSIT Bus (E_) 2.5 TD (EB_, ED_, ES_)	4HD	08.94 - 06.00	2496	D	55 kW	423	64
TRANSIT Bus (E_) 2.5 TD (ECL, EDL, EDS, ESL, ESS, EUS)	4EB	07.94 - 03.00	2496	D	74 kW	423	63
TRANSIT Bus (E_) 2.5 TD (ECL, EDL, EDS, ESL, ESS, EUS)	4EC	07.94 - 03.00	2496	D	74 kW	423	63
TRANSIT Bus (E_) 2.5 TD (ECL, EDS, EDL, EGL, ESS, EUS)	4EA	09.91 - 07.94	2496	D	74 kW	422	61
TRANSIT Bus (E_) 2.9 i	BRT	01.91 - 09.94	2935	B	107 kW	422	58
TRANSIT Bus (FD_, FB_, FS_, FZ_, FC_) 2.0 DI (F_E_, F_F_, F_G_)	ABFA	08.00 - 05.06	1998	D	74 kW	419	44
TRANSIT Bus (FD_, FB_, FS_, FZ_, FC_) 2.0 DI (F_E_, F_F_, F_G_)	D3FA	08.00 - 05.06	1998	D	55 kW	419	44
TRANSIT Bus (FD_, FB_, FS_, FZ_, FC_) 2.0 DI (F_E_, F_F_, F_G_)	F3FA	08.00 - 05.06	1998	D	63 kW	419	44
TRANSIT Bus (FD_, FB_, FS_, FZ_, FC_) 2.0 TDCi (F_F_, F_E_, F_G_)	FIFA	08.02 - 05.06	1998	D	92 kW	419	44
TRANSIT Bus (FD_, FB_, FS_, FZ_, FC_) 2.2 TDCi RWD	CVRC	10.11 - 08.14	2198	D	114 kW	419	44
TRANSIT Bus (FD_, FB_, FS_, FZ_, FC_) 2.2 TDCi RWD	CYRA	09.11 - 12.14	2198	D	92 kW	419	44
TRANSIT Bus (FD_, FB_, FS_, FZ_, FC_) 2.2 TDCi RWD	CYRB	09.11 - 12.14	2198	D	92 kW	419	44
TRANSIT Bus (FD_, FB_, FS_, FZ_, FC_) 2.2 TDCi RWD	DRRA	10.11 - 08.14	2198	D	74 kW	419	44
TRANSIT Bus (FD_, FB_, FS_, FZ_, FC_) 2.2 TDCi RWD	DRRB	10.11 - 08.14	2198	D	74 kW	419	44
TRANSIT Bus (FD_, FB_, FS_, FZ_, FC_) 2.2 TDCi RWD	DRRC	10.11 - 08.14	2198	D	74 kW	419	44
TRANSIT Bus (FD_, FB_, FS_, FZ_, FC_) 2.2 TDCi RWD	USRA	09.11 - 08.14	2198	D	100 kW	419	44
TRANSIT Bus (FD_, FB_, FS_, FZ_, FC_) 2.2 TDCi RWD	USRB	09.11 - 08.14	2198	D	100 kW	419	44
TRANSIT Bus (FD_, FB_, FS_, FZ_, FC_) 2.2 TDCi	CYFA	10.11 - 08.14	2198	D	92 kW	419	44
TRANSIT Bus (FD_, FB_, FS_, FZ_, FC_) 2.2 TDCi	CYFB	10.11 - 08.14	2198	D	92 kW	419	44
TRANSIT Bus (FD_, FB_, FS_, FZ_, FC_) 2.2 TDCi	CYFC	10.11 - 08.14	2198	D	92 kW	419	44
TRANSIT Bus (FD_, FB_, FS_, FZ_, FC_) 2.2 TDCi	CYFD	10.11 - 08.14	2198	D	92 kW	419	44
TRANSIT Bus (FD_, FB_, FS_, FZ_, FC_) 2.2 TDCi	DRFA	10.11 - 08.14	2198	D	74 kW	419	44
TRANSIT Bus (FD_, FB_, FS_, FZ_, FC_) 2.2 TDCi	DRFB	10.11 - 08.14	2198	D	74 kW	419	44
TRANSIT Bus (FD_, FB_, FS_, FZ_, FC_) 2.2 TDCi	DRFC	10.11 - 08.14	2198	D	74 kW	419	44
TRANSIT Bus (FD_, FB_, FS_, FZ_, FC_) 2.2 TDCi	DRFD	10.11 - 08.14	2198	D	74 kW	419	44
TRANSIT Bus (FD_, FB_, FS_, FZ_, FC_) 2.2 TDCi	DRFE	10.11 - 08.14	2198	D	74 kW	419	44
TRANSIT Bus (FD_, FB_, FS_, FZ_, FC_) 2.2 TDCi	P8FA	04.06 - 08.14	2198	D	63 kW	419	44
TRANSIT Bus (FD_, FB_, FS_, FZ_, FC_) 2.2 TDCi	P8FB	04.06 - 08.14	2198	D	63 kW	419	44
TRANSIT Bus (FD_, FB_, FS_, FZ_, FC_) 2.2 TDCi	PGFA	10.07 - 08.14	2198	D	103 kW	419	44
TRANSIT Bus (FD_, FB_, FS_, FZ_, FC_) 2.2 TDCi	PGFB	10.07 - 08.14	2198	D	103 kW	419	44
TRANSIT Bus (FD_, FB_, FS_, FZ_, FC_) 2.2 TDCi	QVFA	04.06 - 08.14	2198	D	81 kW	419	44
TRANSIT Bus (FD_, FB_, FS_, FZ_, FC_) 2.2 TDCi	QWFA	04.06 - 08.14	2198	D	96 kW	419	44
TRANSIT Bus (FD_, FB_, FS_, FZ_, FC_) 2.2 TDCi	SRFA	10.08 - 08.14	2198	D	85 kW	419	44
TRANSIT Bus (FD_, FB_, FS_, FZ_, FC_) 2.2 TDCi	SRFB	10.08 - 08.14	2198	D	85 kW	419	44
TRANSIT Bus (FD_, FB_, FS_, FZ_, FC_) 2.2 TDCi	SRFC	10.08 - 08.14	2198	D	85 kW	419	44
TRANSIT Bus (FD_, FB_, FS_, FZ_, FC_) 2.2 TDCi	SRFD	10.08 - 08.14	2198	D	85 kW	419	44
TRANSIT Bus (FD_, FB_, FS_, FZ_, FC_) 2.2 TDCi	SRFE	10.08 - 08.14	2198	D	85 kW	419	44
TRANSIT Bus (FD_, FB_, FS_, FZ_, FC_) 2.2 TDCi	UHFA	10.07 - 08.14	2198	D	103 kW	419	44
TRANSIT Bus (FD_, FB_, FS_, FZ_, FC_) 2.2 TDCi	UHFB	10.07 - 08.14	2198	D	103 kW	419	44
TRANSIT Bus (FD_, FB_, FS_, FZ_, FC_) 2.2 TDCi	UHFC	10.07 - 08.14	2198	D	103 kW	419	44
TRANSIT Bus (FD_, FB_, FS_, FZ_, FC_) 2.3 16V RWD (F_B_, F_C_, F_A_)	E5FA	08.00 - 05.06	2295	B	107 kW	421	51
TRANSIT Bus (FD_, FB_, FS_, FZ_, FC_) 2.4 DI (F_B_, F_C_, F_A_)	D2FA	01.00 - 05.06	2402	D	66 kW	421	52
TRANSIT Bus (FD_, FB_, FS_, FZ_, FC_) 2.4 DI (F_B_, F_C_, F_A_)	D2FB	01.00 - 05.06	2402	D	66 kW	421	52
TRANSIT Bus (FD_, FB_, FS_, FZ_, FC_) 2.4 DI (F_B_, F_C_, F_A_)	D2FE	01.00 - 05.06	2402	D	66 kW	421	52
TRANSIT Bus (FD_, FB_, FS_, FZ_, FC_) 2.4 DI RWD (F_B_, F_C_)	F4FA	01.00 - 05.06	2402	D	55 kW	421	52
TRANSIT Bus (FD_, FB_, FS_, FZ_, FC_) 2.4 DI RWD (F_B_, F_C_, F_A_)	D4FA	01.00 - 05.06	2402	D	88 kW	421	52








			ccm		kw		1 POS
TRANSIT Bus (FD_, FB_, FS_, FZ_, FC_) 2.4 TDCi 4x4	H9FB	11.06 - 08.14	2402	D	103 kW	421	52
TRANSIT Bus (FD_, FB_, FS_, FZ_, FC_) 2.4 TDCi	H9FA	03.04 - 05.06	2402	D	101 kW	421	52
TRANSIT Bus (FD_, FB_, FS_, FZ_, FC_) 2.4 TDCi	H9FD	04.06 - 08.14	2402	D	103 kW	421	52
TRANSIT Bus (FD_, FB_, FS_, FZ_, FC_) 2.4 TDCi	JXFA	04.06 - 08.14	2402	D	85 kW	421	52
TRANSIT Bus (FD_, FB_, FS_, FZ_, FC_) 2.4 TDCi	JXFC	04.06 - 08.14	2402	D	85 kW	421	52
TRANSIT Bus (FD_, FB_, FS_, FZ_, FC_) 2.4 TDCi	PHFA	04.06 - 08.14	2402	D	74 kW	421	52
TRANSIT Bus (FD_, FB_, FS_, FZ_, FC_) 2.4 TDCi	PHFC	04.06 - 08.14	2402	D	74 kW	421	52
TRANSIT Bus (FD_, FB_, FS_, FZ_, FC_) 2.4 TDE (F_C_, F_B_, F_A_)	DOFA	07.01 - 05.06	2402	D	92 kW	421	52
TRANSIT Bus (FD_, FB_, FS_, FZ_, FC_) 2.4 TDE	FXFA	03.04 - 05.06	2402	D	85 kW	421	52
TRANSIT Bus (T_) 2.5 D (TBS, TCL, TCS, TEL, TES)	4AB	12.85 - 01.89	2496	D	50 kW	423	62
TRANSIT Bus (T_) 2.5 D (TBS, TEL, TES)	4AB	09.88 - 09.92	2496	D	52 kW	423	62
TRANSIT Bus (T_) 2.5 D (TBS, TEL, TES)	4BA	09.88 - 09.92	2496	D	52 kW	423	62
TRANSIT Bus (T_) 2.5 D (TBS, TEL, TES)	4CA	09.88 - 09.92	2496	D	52 kW	423	62
TRANSIT Bus (T_) 2.5 D	4AE	12.85 - 01.89	2495	D	60 kW	421	53
TRANSIT Bus (V_) 2.4 D (VAS, VBL, VIL, VUL, VZS)	4AA	12.77 - 10.86	2358	D	46 kW	422	60
TRANSIT Bus (V_) 2.4 D (VAS, VBL, VIL, VUL, VZS)	4AB	10.83 - 10.86	2496	D	50 kW	423	62
TRANSIT Bus (V_) 2.5 D (VAS, VBL, VIL, VUL, VZS)	4AB	10.83 - 10.86	2496	D	50 kW	423	62
TRANSIT CONNECT (P65_, P70_, P80_) 1.8 16V LPG	EYPA	06.02 - 12.13	1796	B/G	85 kW	415	28
TRANSIT CONNECT (P65_, P70_, P80_) 1.8 16V LPG	EYPC	06.02 - 12.13	1796	B/G	85 kW	415	28
TRANSIT CONNECT (P65_, P70_, P80_) 1.8 16V LPG	EYPD	06.02 - 12.13	1796	B/G	85 kW	415	28
TRANSIT CONNECT (P65_, P70_, P80_) 1.8 16V	EYPA	06.02 - 12.13	1796	B	85 kW	415	28
TRANSIT CONNECT (P65_, P70_, P80_) 1.8 16V	EYPC	06.02 - 12.13	1796	B	85 kW	415	28
TRANSIT CONNECT (P65_, P70_, P80_) 1.8 16V	EYPD	06.02 - 12.13	1796	B	85 kW	415	28
TRANSIT CONNECT (P65_, P70_, P80_) 1.8 Di	BHPA	06.02 - 12.13	1753	D	55 kW	416	31
TRANSIT CONNECT (P65_, P70_, P80_) 1.8 Di	P7PA	06.02 - 12.13	1753	D	55 kW	416	31
TRANSIT CONNECT (P65_, P70_, P80_) 1.8 Di	P7PB	06.02 - 12.13	1753	D	55 kW	416	31
TRANSIT CONNECT (P65_, P70_, P80_) 1.8 Di	R2PA	06.02 - 12.13	1753	D	55 kW	416	31
TRANSIT CONNECT (P65_, P70_, P80_) 1.8 TDCi	HCPA	06.02 - 12.13	1753	D	66 kW	416	31
TRANSIT CONNECT (P65_, P70_, P80_) 1.8 TDCi	HCPB	06.02 - 12.13	1753	D	66 kW	416	31
TRANSIT CONNECT (P65_, P70_, P80_) 1.8 TDCi	P9PA	06.02 - 12.13	1753	D	66 kW	416	31
TRANSIT CONNECT (P65_, P70_, P80_) 1.8 TDCi	P9PB	06.02 - 12.13	1753	D	66 kW	416	31
TRANSIT CONNECT (P65_, P70_, P80_) 1.8 TDCi	P9PC	06.02 - 12.13	1753	D	66 kW	416	31
TRANSIT CONNECT (P65_, P70_, P80_) 1.8 TDCi	P9PD	06.02 - 12.13	1753	D	66 kW	416	31
TRANSIT CONNECT (P65_, P70_, P80_) 1.8 TDCi	R3PA	06.02 - 12.13	1753	D	66 kW	416	31
TRANSIT CONNECT (P65_, P70_, P80_) 1.8 TDCi	RWPA	08.06 - 12.13	1753	D	81 kW	416	31
TRANSIT CONNECT (P65_, P70_, P80_) 1.8 TDCi	RWPC	08.06 - 12.13	1753	D	81 kW	416	31
TRANSIT CONNECT (P65_, P70_, P80_) 1.8 TDCi	RWPD	08.06 - 12.13	1753	D	81 kW	416	31
TRANSIT CONNECT (P65_, P70_, P80_) 1.8 TDCi	RWPE	06.02 - 12.13	1753	D	66 kW	416	31
TRANSIT CONNECT (P65_, P70_, P80_) 1.8 TDCi	RWPF	06.02 - 12.13	1753	D	66 kW	416	31
TRANSIT CONNECT Großraumlimousine 1.6 EcoBoost	JQGA	09.13	1596	B	133 kW	413	19
TRANSIT CONNECT Großraumlimousine 1.6 TDCi	T1GA	02.13	1560	D	85 kW	420	50
TRANSIT CONNECT Großraumlimousine 1.6 TDCi	TZGA	02.13	1560	D	70 kW	412	11
TRANSIT CONNECT Großraumlimousine 1.6 TDCi	TZGB	02.13	1560	D	70 kW	412	11
TRANSIT CONNECT Großraumlimousine 1.6 TDCi	UBGA	02.13	1560	D	55 kW	412	11
TRANSIT CONNECT V408 Kasten/Großraumlimousine 1.0 EcoBoost	M2GA	02.13	998	B	74 kW	411	7
TRANSIT CONNECT V408 Kasten/Großraumlimousine 1.0 EcoBoost	M2GB	02.13	998	B	74 kW	411	7
TRANSIT CONNECT V408 Kasten/Großraumlimousine 1.6 EcoBoost	JQGA	11.13	1596	B	110 kW	413	19
TRANSIT CONNECT V408 Kasten/Großraumlimousine 1.6 EcoBoost	JQGA	09.13	1596	B	133 kW	413	19
TRANSIT CONNECT V408 Kasten/Großraumlimousine 1.6 TDCi	T1GA	02.13	1560	D	85 kW	420	50
TRANSIT CONNECT V408 Kasten/Großraumlimousine 1.6 TDCi	TZGA	02.13	1560	D	70 kW	412	11
TRANSIT CONNECT V408 Kasten/Großraumlimousine 1.6 TDCi	TZGB	02.13	1560	D	70 kW	412	11
TRANSIT CONNECT V408 Kasten/Großraumlimousine 1.6 TDCi	UBGA	02.13	1560	D	55 kW	412	11
TRANSIT COURIER B460 Großraumlimousine 1.0 EcoBoost	SFCA	02.14	998	B	74 kW	411	7
TRANSIT COURIER B460 Großraumlimousine 1.0 EcoBoost	SFCB	02.14	998	B	74 kW	411	7
TRANSIT COURIER B460 Großraumlimousine 1.0 EcoBoost	SFCC	02.14	998	B	74 kW	411	7
TRANSIT COURIER B460 Großraumlimousine 1.0 EcoBoost	SFCD	02.14	998	B	74 kW	411	7
TRANSIT COURIER B460 Großraumlimousine 1.6 TDCi	T3CA	02.14	1560	D	70 kW	412	11
TRANSIT COURIER B460 Großraumlimousine 1.6 TDCi	T3CB	02.14	1560	D	70 kW	412	11
TRANSIT COURIER B460 Großraumlimousine 1.6 TDCi	T3CC	02.14	1560	D	70 kW	412	11
TRANSIT COURIER B460 Kasten/Großraumlimousine 1.0 EcoBoost	SFCA	02.14	998	B	74 kW	411	7
TRANSIT COURIER B460 Kasten/Großraumlimousine 1.0 EcoBoost	SFCB	02.14	998	B	74 kW	411	7
TRANSIT COURIER B460 Kasten/Großraumlimousine 1.0 EcoBoost	SFCC	02.14	998	B	74 kW	411	7








							
TRANSIT COURIER B460 Kasten/Großraumlimousine 1.0 EcoBoost	SFCD	02.14	998	B	74 kW	411	7
TRANSIT COURIER B460 Kasten/Großraumlimousine 1.6 TDCi	T3CA	02.14	1560	D	70 kW	412	11
TRANSIT COURIER B460 Kasten/Großraumlimousine 1.6 TDCi	T3CB	02.14	1560	D	70 kW	412	11
TRANSIT COURIER B460 Kasten/Großraumlimousine 1.6 TDCi	T3CC	02.14	1560	D	70 kW	412	11
TRANSIT CUSTOM V362 Bus (F3) 2.0 EcoBlue	BKFA	12.15	1995	D	96 kW	417	38
TRANSIT CUSTOM V362 Bus (F3) 2.0 EcoBlue	BKFB	12.15	1995	D	96 kW	417	38
TRANSIT CUSTOM V362 Bus (F3) 2.0 EcoBlue	BLFA	12.15	1995	D	125 kW	417	38
TRANSIT CUSTOM V362 Bus (F3) 2.0 EcoBlue	BLFB	12.15	1995	D	125 kW	417	38
TRANSIT CUSTOM V362 Bus (F3) 2.0 EcoBlue	YLF6	12.15	1995	D	77 kW	417	38
TRANSIT CUSTOM V362 Bus (F3) 2.0 EcoBlue	YLFA	12.15	1995	D	77 kW	417	38
TRANSIT CUSTOM V362 Bus (F3) 2.0 EcoBlue	YLFB	12.15	1995	D	77 kW	417	38
TRANSIT CUSTOM V362 Bus (F3) 2.0 EcoBlue	YLFS	12.15	1995	D	77 kW	417	38
TRANSIT CUSTOM V362 Bus (F3) 2.0 EcoBlue	YMF6	12.15	1995	D	96 kW	417	38
TRANSIT CUSTOM V362 Bus (F3) 2.0 EcoBlue	YMFA	12.15	1995	D	96 kW	417	38
TRANSIT CUSTOM V362 Bus (F3) 2.0 EcoBlue	YMFB	12.15	1995	D	96 kW	417	38
TRANSIT CUSTOM V362 Bus (F3) 2.0 EcoBlue	YMFS	12.15	1995	D	96 kW	417	38
TRANSIT CUSTOM V362 Bus (F3) 2.2 TDCi	CVFF	04.12 - 12.15	2198	D	114 kW	419	44
TRANSIT CUSTOM V362 Bus (F3) 2.2 TDCi	CYF4	04.12 - 12.15	2198	D	92 kW	419	44
TRANSIT CUSTOM V362 Bus (F3) 2.2 TDCi	CYFF	04.12 - 12.15	2198	D	92 kW	419	44
TRANSIT CUSTOM V362 Bus (F3) 2.2 TDCi	DRF4	04.12 - 12.15	2198	D	74 kW	419	44
TRANSIT CUSTOM V362 Bus (F3) 2.2 TDCi	DRFF	04.12 - 12.15	2198	D	74 kW	419	44
TRANSIT CUSTOM V362 Bus (F3) 2.2 TDCi	DRFG	04.12 - 12.15	2198	D	74 kW	419	44
TRANSIT CUSTOM V362 Kasten (FY, FZ) 2.0 EcoBlue	BKFA	12.15	1995	D	96 kW	417	38
TRANSIT CUSTOM V362 Kasten (FY, FZ) 2.0 EcoBlue	BKFB	12.15	1995	D	96 kW	417	38
TRANSIT CUSTOM V362 Kasten (FY, FZ) 2.0 EcoBlue	BLFA	12.15	1995	D	125 kW	417	38
TRANSIT CUSTOM V362 Kasten (FY, FZ) 2.0 EcoBlue	BLFB	12.15	1995	D	125 kW	417	38
TRANSIT CUSTOM V362 Kasten (FY, FZ) 2.0 EcoBlue	YLF6	12.15	1995	D	77 kW	417	38
TRANSIT CUSTOM V362 Kasten (FY, FZ) 2.0 EcoBlue	YLFA	12.15	1995	D	77 kW	417	38
TRANSIT CUSTOM V362 Kasten (FY, FZ) 2.0 EcoBlue	YLFB	12.15	1995	D	77 kW	417	38
TRANSIT CUSTOM V362 Kasten (FY, FZ) 2.0 EcoBlue	YLFS	12.15	1995	D	77 kW	417	38
TRANSIT CUSTOM V362 Kasten (FY, FZ) 2.0 EcoBlue	YMF6	12.15	1995	D	96 kW	417	38
TRANSIT CUSTOM V362 Kasten (FY, FZ) 2.0 EcoBlue	YMFA	12.15	1995	D	96 kW	417	38
TRANSIT CUSTOM V362 Kasten (FY, FZ) 2.0 EcoBlue	YMFB	12.15	1995	D	96 kW	417	38
TRANSIT CUSTOM V362 Kasten (FY, FZ) 2.0 EcoBlue	YMFS	12.15	1995	D	96 kW	417	38
TRANSIT CUSTOM V362 Kasten (FY, FZ) 2.2 TDCi	CVFF	09.12	2198	D	114 kW	419	44
TRANSIT CUSTOM V362 Kasten (FY, FZ) 2.2 TDCi	CYF4	09.12 - 04.16	2198	D	92 kW	419	44
TRANSIT CUSTOM V362 Kasten (FY, FZ) 2.2 TDCi	CYFF	09.12 - 04.16	2198	D	92 kW	419	44
TRANSIT CUSTOM V362 Kasten (FY, FZ) 2.2 TDCi	DRF4	09.12	2198	D	74 kW	419	44
TRANSIT CUSTOM V362 Kasten (FY, FZ) 2.2 TDCi	DRFF	09.12	2198	D	74 kW	419	44
TRANSIT CUSTOM V362 Kasten (FY, FZ) 2.2 TDCi	DRFG	09.12	2198	D	74 kW	419	44
TRANSIT Kasten (E_) 2.5 DI (EAL, EAS)	4BC	05.91 - 06.94	2496	D	51 kW	423	64
TRANSIT Kasten (E_) 2.5 DI (EAL, EAS)	4CC	05.91 - 06.94	2496	D	51 kW	423	65
TRANSIT Kasten (E_) 2.5 DI (EAL, EAS)	4ED	05.99 - 03.00	2496	D	85 kW	422	61
TRANSIT Kasten (E_) 2.5 DI (EAL, EAS)	4FA	05.91 - 06.94	2496	D	51 kW	423	65
TRANSIT Kasten (E_) 2.5 DI (EAL, EAS)	4FA	06.94 - 03.00	2496	D	51 kW	423	65
TRANSIT Kasten (E_) 2.5 DI (EAL, EAS)	4FB	06.94 - 03.00	2496	D	51 kW	423	64
TRANSIT Kasten (E_) 2.5 DI (EAL, EAS)	4FC	06.94 - 03.00	2496	D	51 kW	423	64
TRANSIT Kasten (E_) 2.5 DI (EAL, EAS)	4FD	06.94 - 03.00	2496	D	51 kW	423	64
TRANSIT Kasten (E_) 2.5 DI (EAL, EAS)	4GA	10.92 - 06.94	2496	D	63 kW	422	61
TRANSIT Kasten (E_) 2.5 DI (EAL, EAS)	4HB	06.94 - 03.00	2496	D	56 kW	423	62
TRANSIT Kasten (E_) 2.5 DI (EAL, EAS)	4HC	06.94 - 03.00	2496	D	56 kW	423	64
TRANSIT Kasten (E_) 2.5 DI (EAS, EAL)	4DA	05.91 - 06.94	2496	D	59 kW	423	62
TRANSIT Kasten (E_) 2.5 TD (EAL, EAS)	4GA	06.94 - 03.00	2496	D	63 kW	422	61
TRANSIT Kasten (E_) 2.5 TD (EAL, EAS)	4GB	06.94 - 03.00	2496	D	63 kW	422	61
TRANSIT Kasten (E_) 2.5 TD (EAL, EAS)	4GC	06.94 - 03.00	2496	D	63 kW	422	61
TRANSIT Kasten (E_) 2.5 TD (EAL, EAS)	4GD	06.94 - 03.00	2496	D	63 kW	422	61
TRANSIT Kasten (E_) 2.5 TD (EAL, EAS)	4GE	06.94 - 03.00	2496	D	63 kW	423	63
TRANSIT Kasten (E_) 2.5 TD (EAL, EAS)	4GF	06.94 - 03.00	2496	D	63 kW	423	63
TRANSIT Kasten (E_) 2.5 TD (EAS)	4HA	06.94 - 03.00	2496	D	55 kW	423	62
TRANSIT Kasten (E_) 2.5 TD (EAS)	4HD	06.94 - 03.00	2496	D	55 kW	423	64
TRANSIT Kasten (E_) 2.5 TD (EAS, EAL)	4EA	05.91 - 06.94	2496	D	74 kW	422	61
TRANSIT Kasten (E_) 2.5 TDI (EAL, EAS)	4EB	06.94 - 03.00	2496	D	74 kW	423	63








			ccm		kw		1 POS
TRANSIT Kasten (E_) 2.5 TDI (EAL, EAS)	4EC	06.94 - 03.00	2496	D	74 kW	423	63
TRANSIT Kasten (FA_) 2.0 DI (FAE_, FAF_, FAG_)	ABFA	08.00 - 05.06	1998	D	74 kW	419	44
TRANSIT Kasten (FA_) 2.0 DI (FAE_, FAF_, FAG_)	D3FA	08.00 - 05.06	1998	D	55 kW	419	44
TRANSIT Kasten (FA_) 2.0 DI (FAE_, FAF_, FAG_)	F3FA	08.00 - 05.06	1998	D	63 kW	419	44
TRANSIT Kasten (FA_) 2.0 TDCi	F1FA	08.02 - 05.06	1998	D	92 kW	419	44
TRANSIT Kasten (FA_) 2.2 TDCi 4x4	CYRB	10.11 - 08.14	2198	D	92 kW	419	44
TRANSIT Kasten (FA_) 2.2 TDCi 4x4	CYRC	10.11 - 08.14	2198	D	92 kW	419	44
TRANSIT Kasten (FA_) 2.2 TDCi RWD	CVRA	10.11 - 08.14	2198	D	114 kW	419	44
TRANSIT Kasten (FA_) 2.2 TDCi RWD	CVRB	10.11 - 08.14	2198	D	114 kW	419	44
TRANSIT Kasten (FA_) 2.2 TDCi RWD	CVRC	10.11 - 08.14	2198	D	114 kW	419	44
TRANSIT Kasten (FA_) 2.2 TDCi RWD	CYRA	09.11 - 12.14	2198	D	92 kW	419	44
TRANSIT Kasten (FA_) 2.2 TDCi RWD	CYRB	09.11 - 12.14	2198	D	92 kW	419	44
TRANSIT Kasten (FA_) 2.2 TDCi RWD	DRRA	10.11 - 08.14	2198	D	74 kW	419	44
TRANSIT Kasten (FA_) 2.2 TDCi RWD	DRRB	10.11 - 08.14	2198	D	74 kW	419	44
TRANSIT Kasten (FA_) 2.2 TDCi RWD	DRRC	10.11 - 08.14	2198	D	74 kW	419	44
TRANSIT Kasten (FA_) 2.2 TDCi RWD	USRA	10.11 - 08.14	2198	D	100 kW	419	44
TRANSIT Kasten (FA_) 2.2 TDCi RWD	USRB	10.11 - 08.14	2198	D	100 kW	419	44
TRANSIT Kasten (FA_) 2.2 TDCi	CYFA	10.11 - 10.14	2198	D	92 kW	419	44
TRANSIT Kasten (FA_) 2.2 TDCi	CYFB	10.11 - 10.14	2198	D	92 kW	419	44
TRANSIT Kasten (FA_) 2.2 TDCi	CYFC	10.11 - 10.14	2198	D	92 kW	419	44
TRANSIT Kasten (FA_) 2.2 TDCi	CYFD	10.11 - 10.14	2198	D	92 kW	419	44
TRANSIT Kasten (FA_) 2.2 TDCi	DRFA	10.11 - 08.14	2198	D	74 kW	419	44
TRANSIT Kasten (FA_) 2.2 TDCi	DRFB	10.11 - 08.14	2198	D	74 kW	419	44
TRANSIT Kasten (FA_) 2.2 TDCi	DRFC	10.11 - 08.14	2198	D	74 kW	419	44
TRANSIT Kasten (FA_) 2.2 TDCi	DRFD	10.11 - 08.14	2198	D	74 kW	419	44
TRANSIT Kasten (FA_) 2.2 TDCi	DRFE	10.11 - 08.14	2198	D	74 kW	419	44
TRANSIT Kasten (FA_) 2.2 TDCi	P8FA	04.06 - 08.14	2198	D	63 kW	419	44
TRANSIT Kasten (FA_) 2.2 TDCi	P8FB	04.06 - 08.14	2198	D	63 kW	419	44
TRANSIT Kasten (FA_) 2.2 TDCi	PGFA	10.07 - 08.14	2198	D	103 kW	419	44
TRANSIT Kasten (FA_) 2.2 TDCi	PGFB	10.07 - 08.14	2198	D	103 kW	419	44
TRANSIT Kasten (FA_) 2.2 TDCi	QVFA	04.06 - 08.14	2198	D	81 kW	419	44
TRANSIT Kasten (FA_) 2.2 TDCi	QWFA	04.06 - 08.14	2198	D	96 kW	419	44
TRANSIT Kasten (FA_) 2.2 TDCi	SRFA	10.08 - 08.14	2198	D	85 kW	419	44
TRANSIT Kasten (FA_) 2.2 TDCi	SRFB	10.08 - 08.14	2198	D	85 kW	419	44
TRANSIT Kasten (FA_) 2.2 TDCi	SRFC	10.08 - 08.14	2198	D	85 kW	419	44
TRANSIT Kasten (FA_) 2.2 TDCi	SRFD	10.08 - 08.14	2198	D	85 kW	419	44
TRANSIT Kasten (FA_) 2.2 TDCi	SRFE	10.08 - 08.14	2198	D	85 kW	419	44
TRANSIT Kasten (FA_) 2.2 TDCi	UHFA	10.07 - 08.14	2198	D	103 kW	419	44
TRANSIT Kasten (FA_) 2.2 TDCi	UHFB	10.07 - 08.14	2198	D	103 kW	419	44
TRANSIT Kasten (FA_) 2.2 TDCi	UHFC	10.07 - 08.14	2198	D	103 kW	419	44
TRANSIT Kasten (FA_) 2.3 16V RWD (FAA_, FAB_, FAC_)	E5FA	04.01 - 05.06	2295	B	107 kW	421	51
TRANSIT Kasten (FA_) 2.4 DI (FAA_, FAB_, FAC_, FAD_)	D2FA	01.00 - 05.06	2402	D	66 kW	421	52
TRANSIT Kasten (FA_) 2.4 DI (FAA_, FAB_, FAC_, FAD_)	D2FB	01.00 - 05.06	2402	D	66 kW	421	52
TRANSIT Kasten (FA_) 2.4 DI (FAA_, FAB_, FAC_, FAD_)	D2FE	01.00 - 05.06	2402	D	66 kW	421	52
TRANSIT Kasten (FA_) 2.4 DI RWD (FAA_, FAB_, FAC_, FAD_)	D4FA	01.00 - 05.06	2402	D	88 kW	421	52
TRANSIT Kasten (FA_) 2.4 DI RWD (FAA_, FAB_, FAC_, FAD_)	F4FA	01.00 - 05.06	2402	D	55 kW	421	52
TRANSIT Kasten (FA_) 2.4 TDCi 4x4	H9FB	11.06 - 08.14	2402	D	103 kW	421	52
TRANSIT Kasten (FA_) 2.4 TDCi RWD	H9FB	04.06 - 08.14	2402	D	103 kW	421	52
TRANSIT Kasten (FA_) 2.4 TDCi RWD	H9FD	04.06 - 08.14	2402	D	103 kW	421	52
TRANSIT Kasten (FA_) 2.4 TDCi RWD	JXFA	04.06 - 08.14	2402	D	85 kW	421	52
TRANSIT Kasten (FA_) 2.4 TDCi RWD	JXFC	04.06 - 08.14	2402	D	85 kW	421	52
TRANSIT Kasten (FA_) 2.4 TDCi RWD	PHFA	04.06 - 08.14	2402	D	74 kW	421	52
TRANSIT Kasten (FA_) 2.4 TDCi RWD	PHFC	04.06 - 08.14	2402	D	74 kW	421	52
TRANSIT Kasten (FA_) 2.4 TDCi	H9FA	03.04 - 05.06	2402	D	101 kW	421	52
TRANSIT Kasten (FA_) 2.4 TDE	DOFA	07.01 - 05.06	2402	D	92 kW	421	52
TRANSIT Kasten (FA_) 2.4 TDE	FXFA	03.04 - 05.06	2402	D	85 kW	421	52
TRANSIT Kasten (FA_) 2.4 TD	F4FA	08.00 - 08.03	2402	D	55 kW	421	52
TRANSIT Kasten (T_) 2.5 D (TAL, TAS, TGL, TWS)	4AB	01.86 - 09.91	2496	D	50 kW	423	62
TRANSIT Kasten (T_) 2.5 D (TAL, TAS, TGL, TWS)	4BA	10.88 - 09.91	2496	D	52 kW	423	62
TRANSIT Kasten (T_) 2.5 D (TAL, TAS, TGL, TWS)	4CA	10.88 - 09.91	2496	D	52 kW	423	62
TRANSIT Kasten (T_) 2.5 D	4AE	10.85 - 03.91	2495	D	60 kW	421	53
TRANSIT Kasten (T_) 2.5 D	4DA	10.85 - 03.91	2496	D	60 kW	423	62













							
TRANSIT Kasten (V_) 2.4 D (VVS)	4AA	11.77 - 10.86	2358	D	46 kW	422	60
TRANSIT Kasten (V_) 2.5 D (VVL)	4AB	10.83 - 10.86	2496	D	50 kW	423	62
TRANSIT Pritsche/Fahrgestell (E_) 2.5 DI (EME/L/S, ENE/L/S)	4DA	09.91 - 08.94	2496	D	59 kW	423	62
TRANSIT Pritsche/Fahrgestell (E_) 2.5 DI (EME/L/S, ENE/L/S)	4HA	08.94 - 03.00	2496	D	56 kW	423	62
TRANSIT Pritsche/Fahrgestell (E_) 2.5 DI (EME/L/S, ENE/L/S)	4HB	08.94 - 03.00	2496	D	56 kW	423	62
TRANSIT Pritsche/Fahrgestell (E_) 2.5 DI (EME/L/S, ENE/L/S)	4HC	08.94 - 03.00	2496	D	56 kW	423	64
TRANSIT Pritsche/Fahrgestell (E_) 2.5 DI (EME/L/S, ENE/L/S)	4HD	08.94 - 03.00	2496	D	56 kW	423	64
TRANSIT Pritsche/Fahrgestell (E_) 2.5 DI (EML, ENE/L)	4ED	05.99 - 03.00	2496	D	85 kW	422	61
TRANSIT Pritsche/Fahrgestell (E_) 2.5 DI (EML/S, ENL/S)	4AB	09.91 - 08.94	2496	D	51 kW	423	62
TRANSIT Pritsche/Fahrgestell (E_) 2.5 DI (EML/S, ENL/S)	4BC	09.91 - 08.94	2496	D	51 kW	423	64
TRANSIT Pritsche/Fahrgestell (E_) 2.5 DI (EML/S, ENL/S)	4CC	09.91 - 08.94	2496	D	51 kW	423	65
TRANSIT Pritsche/Fahrgestell (E_) 2.5 DI (EML/S, ENL/S)	4FA	08.94 - 03.00	2496	D	51 kW	423	65
TRANSIT Pritsche/Fahrgestell (E_) 2.5 DI (EML/S, ENL/S)	4FA	09.91 - 08.94	2496	D	51 kW	423	65
TRANSIT Pritsche/Fahrgestell (E_) 2.5 DI (EML/S, ENL/S)	4FB	08.94 - 03.00	2496	D	51 kW	423	64
TRANSIT Pritsche/Fahrgestell (E_) 2.5 DI (EML/S, ENL/S)	4FC	08.94 - 03.00	2496	D	51 kW	423	64
TRANSIT Pritsche/Fahrgestell (E_) 2.5 DI (EML/S, ENL/S)	4FD	08.94 - 03.00	2496	D	51 kW	423	64
TRANSIT Pritsche/Fahrgestell (E_) 2.5 TD (EME/L/S, ENE/L)	4EA	09.91 - 08.94	2496	D	74 kW	422	61
TRANSIT Pritsche/Fahrgestell (E_) 2.5 TD (EME/L/S, ENE/L/S)	4EB	08.94 - 03.00	2496	D	74 kW	423	63
TRANSIT Pritsche/Fahrgestell (E_) 2.5 TD (EME/L/S, ENE/L/S)	4EC	08.94 - 03.00	2496	D	74 kW	423	63
TRANSIT Pritsche/Fahrgestell (E_) 2.5 TD (EME/L/S, ENE/L/S)	4GA	08.94 - 03.00	2496	D	63 kW	422	61
TRANSIT Pritsche/Fahrgestell (E_) 2.5 TD (EME/L/S, ENE/L/S)	4GA	11.92 - 08.94	2496	D	63 kW	422	61
TRANSIT Pritsche/Fahrgestell (E_) 2.5 TD (EME/L/S, ENE/L/S)	4GB	08.94 - 03.00	2496	D	63 kW	422	61
TRANSIT Pritsche/Fahrgestell (E_) 2.5 TD (EME/L/S, ENE/L/S)	4GB	11.92 - 08.94	2496	D	63 kW	422	61
TRANSIT Pritsche/Fahrgestell (E_) 2.5 TD (EME/L/S, ENE/L/S)	4GC	08.94 - 03.00	2496	D	63 kW	422	61
TRANSIT Pritsche/Fahrgestell (E_) 2.5 TD (EME/L/S, ENE/L/S)	4GC	11.92 - 08.94	2496	D	63 kW	422	61
TRANSIT Pritsche/Fahrgestell (E_) 2.5 TD (EME/L/S, ENE/L/S)	4GD	08.94 - 03.00	2496	D	63 kW	422	61
TRANSIT Pritsche/Fahrgestell (E_) 2.5 TD (EME/L/S, ENE/L/S)	4GE	08.94 - 03.00	2496	D	63 kW	423	63
TRANSIT Pritsche/Fahrgestell (E_) 2.5 TD (EME/L/S, ENE/L/S)	4GF	08.94 - 03.00	2496	D	63 kW	423	63
TRANSIT Pritsche/Fahrgestell (E_) 2.5 TD	4HA	08.94 - 03.00	2496	D	55 kW	423	62
TRANSIT Pritsche/Fahrgestell (E_) 2.5 TD	4HD	08.94 - 03.00	2496	D	55 kW	423	64
TRANSIT Pritsche/Fahrgestell (FM_, FN_) 2.0 DI (F_E_, F_F_)	ABFA	08.00 - 05.06	1998	D	74 kW	419	44
TRANSIT Pritsche/Fahrgestell (FM_, FN_) 2.0 DI (F_E_, F_F_)	D3FA	08.00 - 05.06	1998	D	55 kW	419	44
TRANSIT Pritsche/Fahrgestell (FM_, FN_) 2.0 DI (F_E_, F_F_)	F3FA	08.00 - 05.06	1998	D	63 kW	419	44
TRANSIT Pritsche/Fahrgestell (FM_, FN_) 2.0 TDCi (F_E_, F_F_)	FIFA	08.02 - 05.06	1998	D	92 kW	419	44
TRANSIT Pritsche/Fahrgestell (FM_, FN_) 2.3 16V (F_A_, F_B_, F_C_, F_D_)	E5FA	04.01 - 05.06	2295	B	107 kW	421	51
TRANSIT Pritsche/Fahrgestell (FM_, FN_) 2.4 DI (F_A_, F_B_, F_C_, F_D_)	D2FA	01.00 - 05.06	2402	D	66 kW	421	52
TRANSIT Pritsche/Fahrgestell (FM_, FN_) 2.4 DI (F_A_, F_B_, F_C_, F_D_)	D2FB	01.00 - 05.06	2402	D	66 kW	421	52
TRANSIT Pritsche/Fahrgestell (FM_, FN_) 2.4 DI (F_A_, F_B_, F_C_, F_D_)	D2FE	01.00 - 05.06	2402	D	66 kW	421	52
TRANSIT Pritsche/Fahrgestell (FM_, FN_) 2.4 DI (F_A_, F_B_, F_C_, F_D_)	D4FA	01.00 - 05.06	2402	D	88 kW	421	52
TRANSIT Pritsche/Fahrgestell (FM_, FN_) 2.4 DI (F_A_, F_B_, F_C_, F_D_)	F4FA	01.00 - 05.06	2402	D	55 kW	421	52
TRANSIT Pritsche/Fahrgestell (FM_, FN_) 2.4 TDCi	H9FA	03.04 - 05.06	2402	D	101 kW	421	52
TRANSIT Pritsche/Fahrgestell (FM_, FN_) 2.4 TDE	DOFA	07.01 - 05.06	2402	D	92 kW	421	52
TRANSIT Pritsche/Fahrgestell (FM_, FN_) 2.4 TDE	FXFA	03.04 - 05.06	2402	D	85 kW	421	52
TRANSIT Pritsche/Fahrgestell (FM_, FN_, FF_) 2.2 TDCi 4x4	CYRB	10.11 - 08.14	2198	D	92 kW	419	44
TRANSIT Pritsche/Fahrgestell (FM_, FN_, FF_) 2.2 TDCi 4x4	CYRC	10.11 - 08.14	2198	D	92 kW	419	44
TRANSIT Pritsche/Fahrgestell (FM_, FN_, FF_) 2.2 TDCi RWD	CVRA	10.11 - 08.14	2198	D	114 kW	419	44
TRANSIT Pritsche/Fahrgestell (FM_, FN_, FF_) 2.2 TDCi RWD	CVRB	10.11 - 08.14	2198	D	114 kW	419	44
TRANSIT Pritsche/Fahrgestell (FM_, FN_, FF_) 2.2 TDCi RWD	CVRC	10.11 - 08.14	2198	D	114 kW	419	44
TRANSIT Pritsche/Fahrgestell (FM_, FN_, FF_) 2.2 TDCi RWD	CYRA	10.11 - 08.14	2198	D	92 kW	419	44
TRANSIT Pritsche/Fahrgestell (FM_, FN_, FF_) 2.2 TDCi RWD	CYRB	10.11 - 08.14	2198	D	92 kW	419	44
TRANSIT Pritsche/Fahrgestell (FM_, FN_, FF_) 2.2 TDCi RWD	DRRA	10.11 - 08.14	2198	D	74 kW	419	44
TRANSIT Pritsche/Fahrgestell (FM_, FN_, FF_) 2.2 TDCi RWD	DRRB	10.11 - 08.14	2198	D	74 kW	419	44
TRANSIT Pritsche/Fahrgestell (FM_, FN_, FF_) 2.2 TDCi RWD	DRRC	10.11 - 08.14	2198	D	74 kW	419	44
TRANSIT Pritsche/Fahrgestell (FM_, FN_, FF_) 2.2 TDCi	CYFA	10.11 - 10.14	2198	D	92 kW	419	44
TRANSIT Pritsche/Fahrgestell (FM_, FN_, FF_) 2.2 TDCi	CYFB	10.11 - 10.14	2198	D	92 kW	419	44
TRANSIT Pritsche/Fahrgestell (FM_, FN_, FF_) 2.2 TDCi	CYFC	10.11 - 10.14	2198	D	92 kW	419	44
TRANSIT Pritsche/Fahrgestell (FM_, FN_, FF_) 2.2 TDCi	CYFD	10.11 - 10.14	2198	D	92 kW	419	44
TRANSIT Pritsche/Fahrgestell (FM_, FN_, FF_) 2.2 TDCi	DRFA	10.11 - 08.14	2198	D	74 kW	419	44
TRANSIT Pritsche/Fahrgestell (FM_, FN_, FF_) 2.2 TDCi	DRFB	10.11 - 08.14	2198	D	74 kW	419	44
TRANSIT Pritsche/Fahrgestell (FM_, FN_, FF_) 2.2 TDCi	DRFC	10.11 - 08.14	2198	D	74 kW	419	44
TRANSIT Pritsche/Fahrgestell (FM_, FN_, FF_) 2.2 TDCi	DRFD	10.11 - 08.14	2198	D	74 kW	419	44
TRANSIT Pritsche/Fahrgestell (FM_, FN_, FF_) 2.2 TDCi	DRFE	10.11 - 08.14	2198	D	74 kW	419	44

			ccm		kw		1 POS
TRANSIT Pritsche/Fahrgestell (FM___, FN___, FF___) 2.2 TDCi	P8FA	04.06 - 08.14	2198	D	63 kW	419	44
TRANSIT Pritsche/Fahrgestell (FM___, FN___, FF___) 2.2 TDCi	P8FB	04.06 - 08.14	2198	D	63 kW	419	44
TRANSIT Pritsche/Fahrgestell (FM___, FN___, FF___) 2.2 TDCi	PGFA	10.07 - 09.11	2198	D	103 kW	419	44
TRANSIT Pritsche/Fahrgestell (FM___, FN___, FF___) 2.2 TDCi	PGFB	10.07 - 09.11	2198	D	103 kW	419	44
TRANSIT Pritsche/Fahrgestell (FM___, FN___, FF___) 2.2 TDCi	QVFA	04.06 - 08.14	2198	D	81 kW	419	44
TRANSIT Pritsche/Fahrgestell (FM___, FN___, FF___) 2.2 TDCi	QWFA	04.06 - 08.14	2198	D	96 kW	419	44
TRANSIT Pritsche/Fahrgestell (FM___, FN___, FF___) 2.2 TDCi	SRFA	10.08 - 08.14	2198	D	85 kW	419	44
TRANSIT Pritsche/Fahrgestell (FM___, FN___, FF___) 2.2 TDCi	SRFB	10.08 - 08.14	2198	D	85 kW	419	44
TRANSIT Pritsche/Fahrgestell (FM___, FN___, FF___) 2.2 TDCi	SRFC	10.08 - 08.14	2198	D	85 kW	419	44
TRANSIT Pritsche/Fahrgestell (FM___, FN___, FF___) 2.2 TDCi	SRFD	10.08 - 08.14	2198	D	85 kW	419	44
TRANSIT Pritsche/Fahrgestell (FM___, FN___, FF___) 2.2 TDCi	SRFE	10.08 - 08.14	2198	D	85 kW	419	44
TRANSIT Pritsche/Fahrgestell (FM___, FN___, FF___) 2.2 TDCi	UHFA	10.07 - 09.11	2198	D	103 kW	419	44
TRANSIT Pritsche/Fahrgestell (FM___, FN___, FF___) 2.2 TDCi	UHFB	10.07 - 09.11	2198	D	103 kW	419	44
TRANSIT Pritsche/Fahrgestell (FM___, FN___, FF___) 2.2 TDCi	UHFC	10.07 - 09.11	2198	D	103 kW	419	44
TRANSIT Pritsche/Fahrgestell (FM___, FN___, FF___) 2.4 TDCi 4x4	H9FB	11.06 - 08.14	2402	D	103 kW	421	52
TRANSIT Pritsche/Fahrgestell (FM___, FN___, FF___) 2.4 TDCi RWD	H9FB	04.06 - 08.14	2402	D	103 kW	421	52
TRANSIT Pritsche/Fahrgestell (FM___, FN___, FF___) 2.4 TDCi RWD	H9FB	04.06 - 08.14	2402	D	103 kW	421	52
TRANSIT Pritsche/Fahrgestell (FM___, FN___, FF___) 2.4 TDCi RWD	H9FD	04.06 - 08.14	2402	D	103 kW	421	52
TRANSIT Pritsche/Fahrgestell (FM___, FN___, FF___) 2.4 TDCi RWD	JXFA	04.06 - 08.14	2402	D	85 kW	421	52
TRANSIT Pritsche/Fahrgestell (FM___, FN___, FF___) 2.4 TDCi RWD	JXFC	04.06 - 08.14	2402	D	85 kW	421	52
TRANSIT Pritsche/Fahrgestell (FM___, FN___, FF___) 2.4 TDCi RWD	PHFA	04.06 - 08.14	2402	D	74 kW	421	52
TRANSIT Pritsche/Fahrgestell (FM___, FN___, FF___) 2.4 TDCi RWD	PHFC	04.06 - 08.14	2402	D	74 kW	421	52
TRANSIT Pritsche/Fahrgestell (T___) 2.5 D (TTL, TTS, TUL, TUS, TTE)	4AB	01.86 - 01.89	2496	D	50 kW	423	62
TRANSIT Pritsche/Fahrgestell (T___) 2.5 DI (TTE, TTL, TTS, TUL)	4BA	09.88 - 09.92	2496	D	52 kW	423	62
TRANSIT Pritsche/Fahrgestell (T___) 2.5 DI (TTE, TTL, TTS, TUL)	4CA	09.88 - 09.92	2496	D	52 kW	423	62
TRANSIT Pritsche/Fahrgestell (V___) 2.4 D (VGL, VSL, VTL, VCS, VDS)	4AA	11.77 - 09.85	2358	D	46 kW	422	60
TRANSIT Pritsche/Fahrgestell (V___) 2.5 D (VGL, VSL, VTL, VCS, VDS)	4AB	10.83 - 10.86	2496	D	50 kW	423	62
TRANSIT TOURNEO Bus (FC___) 2.0	ABFA	06.00 - 03.05	1998	D	74 kW	419	44
TRANSIT TOURNEO Bus (FC___) 2.0	D3FA	06.00 - 08.03	1998	D	55 kW	419	44
TRANSIT TOURNEO Bus (FC___) 2.0	FIFA	03.02 - 03.06	1998	D	92 kW	419	44
TRANSIT TOURNEO Bus 2.2 TDCi	PGFA	10.07 - 08.14	2198	D	103 kW	419	44
TRANSIT TOURNEO Bus 2.2 TDCi	PGFB	10.07 - 08.14	2198	D	103 kW	419	44
TRANSIT TOURNEO Bus 2.2 TDCi	QVFA	07.06 - 08.14	2198	D	81 kW	419	44
TRANSIT TOURNEO Bus 2.2 TDCi	QWFA	07.06 - 08.14	2198	D	96 kW	419	44
TRANSIT TOURNEO Bus 2.2 TDCi	SRFA	10.08 - 08.14	2198	D	85 kW	419	44
TRANSIT TOURNEO Bus 2.2 TDCi	SRFB	10.08 - 08.14	2198	D	85 kW	419	44
TRANSIT TOURNEO Bus 2.2 TDCi	SRFC	10.08 - 08.14	2198	D	85 kW	419	44
TRANSIT TOURNEO Bus 2.2 TDCi	SRFD	10.08 - 08.14	2198	D	85 kW	419	44
TRANSIT TOURNEO Bus 2.2 TDCi	SRFE	10.08 - 08.14	2198	D	85 kW	419	44
TRANSIT TOURNEO Bus 2.2 TDCi	UHFA	10.07 - 08.14	2198	D	103 kW	419	44
TRANSIT TOURNEO Bus 2.2 TDCi	UHFB	10.07 - 08.14	2198	D	103 kW	419	44
TRANSIT TOURNEO Bus 2.2 TDCi	UHFC	10.07 - 08.14	2198	D	103 kW	419	44
TRANSIT TOURNEO Bus 2.2	CYFA	10.11 - 08.14	2198	D	92 kW	419	44
TRANSIT TOURNEO Bus 2.2	CYFB	10.11 - 08.14	2198	D	92 kW	419	44
TRANSIT TOURNEO Bus 2.2	CYFC	10.11 - 08.14	2198	D	92 kW	419	44
TRANSIT TOURNEO Bus 2.2	CYFD	10.11 - 08.14	2198	D	92 kW	419	44
TRANSIT TOURNEO Bus 2.4 D	4HA	08.94 - 06.00	2496	D	55 kW	423	62
TRANSIT TOURNEO Bus 2.5 DI	4FA	11.94 - 12.00	2496	D	51 kW	423	65
TRANSIT TOURNEO Bus 2.5 DI	4FB	11.94 - 12.00	2496	D	51 kW	423	64
TRANSIT TOURNEO Bus 2.5 DI	4FC	11.94 - 12.00	2496	D	51 kW	423	64
TRANSIT TOURNEO Bus 2.5 DI	4FD	11.94 - 12.00	2496	D	51 kW	423	64
TRANSIT TOURNEO Bus 2.5 DI	4HA	11.94 - 12.00	2496	D	56 kW	423	62
TRANSIT TOURNEO Bus 2.5 DI	4HB	11.94 - 12.00	2496	D	56 kW	423	62
TRANSIT TOURNEO Bus 2.5 DI	4HC	11.94 - 12.00	2496	D	56 kW	423	64
TRANSIT TOURNEO Bus 2.5 TD	4EB	04.98 - 12.00	2496	D	74 kW	423	63
TRANSIT TOURNEO Bus 2.5 TD	4EC	04.98 - 12.00	2496	D	74 kW	423	63
TRANSIT TOURNEO Bus 2.5 TD	4GA	11.94 - 12.00	2496	D	63 kW	422	61
TRANSIT TOURNEO Bus 2.5 TD	4GB	11.94 - 12.00	2496	D	63 kW	422	61
TRANSIT TOURNEO Bus 2.5 TD	4GC	11.94 - 12.00	2496	D	63 kW	422	61
TRANSIT TOURNEO Bus 2.5 TD	4GD	11.94 - 12.00	2496	D	63 kW	422	61
TRANSIT V363 Bus (FAD, FBD) 2.0 EcoBlue	BKFA	03.16	1995	D	96 kW	417	38
TRANSIT V363 Bus (FAD, FBD) 2.0 EcoBlue	BKFB	03.16	1995	D	96 kW	417	38




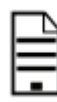






							
TRANSIT V363 Bus (FAD, FBD) 2.0 EcoBlue	BLFA	03.16	1995	D	125 kW	417	38
TRANSIT V363 Bus (FAD, FBD) 2.0 EcoBlue	BLFB	03.16	1995	D	125 kW	417	38
TRANSIT V363 Bus (FAD, FBD) 2.0 EcoBlue	YLF6	03.16	1995	D	77 kW	417	38
TRANSIT V363 Bus (FAD, FBD) 2.0 EcoBlue	YLFA	03.16	1995	D	77 kW	417	38
TRANSIT V363 Bus (FAD, FBD) 2.0 EcoBlue	YLFB	03.16	1995	D	77 kW	417	38
TRANSIT V363 Bus (FAD, FBD) 2.0 EcoBlue	YLFS	03.16	1995	D	77 kW	417	38
TRANSIT V363 Bus (FAD, FBD) 2.0 EcoBlue	YMF6	03.16	1995	D	96 kW	417	38
TRANSIT V363 Bus (FAD, FBD) 2.0 EcoBlue	YMFA	03.16	1995	D	96 kW	417	38
TRANSIT V363 Bus (FAD, FBD) 2.0 EcoBlue	YMFB	03.16	1995	D	96 kW	417	38
TRANSIT V363 Bus (FAD, FBD) 2.0 EcoBlue	YMFS	03.16	1995	D	96 kW	417	38
TRANSIT V363 Bus (FAD, FBD) 2.2 TDCi 4x4	CY24	08.13 - 12.18	2198	D	92 kW	419	44
TRANSIT V363 Bus (FAD, FBD) 2.2 TDCi 4x4	CYR5	08.13 - 12.18	2198	D	92 kW	419	44
TRANSIT V363 Bus (FAD, FBD) 2.2 TDCi Allrad	CV24	08.15 - 12.18	2198	D	114 kW	419	44
TRANSIT V363 Bus (FAD, FBD) 2.2 TDCi Allrad	CVR5	08.15 - 12.18	2198	D	114 kW	419	44
TRANSIT V363 Bus (FAD, FBD) 2.2 TDCi RWD	CV24	08.13 - 12.18	2198	D	114 kW	419	44
TRANSIT V363 Bus (FAD, FBD) 2.2 TDCi RWD	CVR5	08.13 - 12.18	2198	D	114 kW	419	44
TRANSIT V363 Bus (FAD, FBD) 2.2 TDCi RWD	CYR5	08.13 - 12.18	2198	D	92 kW	419	44
TRANSIT V363 Bus (FAD, FBD) 2.2 TDCi RWD	DRR5	08.13 - 12.18	2198	D	74 kW	419	44
TRANSIT V363 Bus (FAD, FBD) 2.2 TDCi RWD	UHR5	08.13 - 12.18	2198	D	99 kW	419	44
TRANSIT V363 Bus (FAD, FBD) 2.2 TDCi RWD	USR6	08.13 - 12.18	2198	D	92 kW	419	44
TRANSIT V363 Bus (FAD, FBD) 2.2 TDCi RWD	UYR6	08.13 - 12.18	2198	D	114 kW	419	44
TRANSIT V363 Bus (FAD, FBD) 2.2 TDCi	CVF5	12.14 - 12.18	2198	D	114 kW	419	44
TRANSIT V363 Bus (FAD, FBD) 2.2 TDCi	CY14	08.13 - 12.18	2198	D	92 kW	419	44
TRANSIT V363 Bus (FAD, FBD) 2.2 TDCi	CYF5	08.13 - 12.18	2198	D	92 kW	419	44
TRANSIT V363 Bus (FAD, FBD) 2.2 TDCi	CYFG	08.13 - 12.18	2198	D	92 kW	419	44
TRANSIT V363 Bus (FAD, FBD) 2.2 TDCi	DRF5	08.13 - 12.18	2198	D	74 kW	419	44
TRANSIT V363 Bus (FAD, FBD) 2.2 TDCi	DRFF	08.13 - 12.18	2198	D	74 kW	419	44
TRANSIT V363 Bus (FAD, FBD) 2.2 TDCi	DRFG	08.13 - 12.18	2198	D	74 kW	419	44
TRANSIT V363 Bus (FAD, FBD) 2.2 TDCi	USF6	08.13 - 12.18	2198	D	92 kW	419	44
TRANSIT V363 Kasten (FCD, FDD) 2.0 EcoBlue 4x4	YMR6	01.17	1995	D	96 kW	417	37
TRANSIT V363 Kasten (FCD, FDD) 2.0 EcoBlue RWD	YMR6	03.16	1995	D	96 kW	417	37
TRANSIT V363 Kasten (FCD, FDD) 2.0 EcoBlue	BKFA	03.16	1995	D	96 kW	417	38
TRANSIT V363 Kasten (FCD, FDD) 2.0 EcoBlue	BKFB	03.16	1995	D	96 kW	417	38
TRANSIT V363 Kasten (FCD, FDD) 2.0 EcoBlue	BLFA	03.16	1995	D	125 kW	417	38
TRANSIT V363 Kasten (FCD, FDD) 2.0 EcoBlue	BLFB	03.16	1995	D	125 kW	417	38
TRANSIT V363 Kasten (FCD, FDD) 2.0 EcoBlue	YLF6	03.16	1995	D	77 kW	417	38
TRANSIT V363 Kasten (FCD, FDD) 2.0 EcoBlue	YLFA	03.16	1995	D	77 kW	417	38
TRANSIT V363 Kasten (FCD, FDD) 2.0 EcoBlue	YLFB	03.16	1995	D	77 kW	417	38
TRANSIT V363 Kasten (FCD, FDD) 2.0 EcoBlue	YLFS	03.16	1995	D	77 kW	417	38
TRANSIT V363 Kasten (FCD, FDD) 2.0 EcoBlue	YMF6	03.16	1995	D	96 kW	417	38
TRANSIT V363 Kasten (FCD, FDD) 2.0 EcoBlue	YMFA	03.16	1995	D	96 kW	417	38
TRANSIT V363 Kasten (FCD, FDD) 2.0 EcoBlue	YMFB	03.16	1995	D	96 kW	417	38
TRANSIT V363 Kasten (FCD, FDD) 2.0 EcoBlue	YMFS	03.16	1995	D	96 kW	417	38
TRANSIT V363 Kasten (FCD, FDD) 2.2 TDCi 4x4	CV24	08.15 - 12.18	2198	D	114 kW	419	44
TRANSIT V363 Kasten (FCD, FDD) 2.2 TDCi 4x4	CVR5	08.15 - 12.18	2198	D	114 kW	419	44
TRANSIT V363 Kasten (FCD, FDD) 2.2 TDCi 4x4	CY24	08.13 - 12.18	2198	D	92 kW	419	44
TRANSIT V363 Kasten (FCD, FDD) 2.2 TDCi 4x4	CYR5	08.13 - 12.18	2198	D	92 kW	419	44
TRANSIT V363 Kasten (FCD, FDD) 2.2 TDCi RWD	CV24	08.13 - 12.18	2198	D	114 kW	419	44
TRANSIT V363 Kasten (FCD, FDD) 2.2 TDCi RWD	CVR5	08.13 - 12.18	2198	D	114 kW	419	44
TRANSIT V363 Kasten (FCD, FDD) 2.2 TDCi RWD	CYR5	08.13 - 12.18	2198	D	92 kW	419	44
TRANSIT V363 Kasten (FCD, FDD) 2.2 TDCi RWD	DRR5	08.13 - 12.18	2198	D	74 kW	419	44
TRANSIT V363 Kasten (FCD, FDD) 2.2 TDCi RWD	USR6	08.13 - 12.18	2198	D	92 kW	419	44
TRANSIT V363 Kasten (FCD, FDD) 2.2 TDCi RWD	UYR6	08.13 - 12.18	2198	D	114 kW	419	44
TRANSIT V363 Kasten (FCD, FDD) 2.2 TDCi	CVF5	08.13 - 12.18	2198	D	114 kW	419	44
TRANSIT V363 Kasten (FCD, FDD) 2.2 TDCi	CY14	08.13 - 12.18	2198	D	92 kW	419	44
TRANSIT V363 Kasten (FCD, FDD) 2.2 TDCi	CYF5	08.13 - 12.18	2198	D	92 kW	419	44
TRANSIT V363 Kasten (FCD, FDD) 2.2 TDCi	CYFG	08.13 - 12.18	2198	D	92 kW	419	44
TRANSIT V363 Kasten (FCD, FDD) 2.2 TDCi	DRF5	08.13 - 12.18	2198	D	74 kW	419	44
TRANSIT V363 Kasten (FCD, FDD) 2.2 TDCi	DRFF	08.13 - 12.18	2198	D	74 kW	419	44
TRANSIT V363 Kasten (FCD, FDD) 2.2 TDCi	DRFG	08.13 - 12.18	2198	D	74 kW	419	44
TRANSIT V363 Kasten (FCD, FDD) 2.2 TDCi	USF6	08.13 - 12.18	2198	D	92 kW	419	44
TRANSIT V363 Pritsche/Fahrgestell (FED, FFD) 2.0 EcoBlue 4x4	YMR6	01.17	1995	D	96 kW	417	37

		 ccm	 kW	 1 POS
TRANSIT V363 Pritsche/Fahrgestell (FED, FFD) 2.0 EcoBlue RWD	YMR6	03.16 1995	D 96 kW	417 37
TRANSIT V363 Pritsche/Fahrgestell (FED, FFD) 2.0 EcoBlue	BKFA	03.16 1995	D 96 kW	417 38
TRANSIT V363 Pritsche/Fahrgestell (FED, FFD) 2.0 EcoBlue	BKFB	03.16 1995	D 96 kW	417 38
TRANSIT V363 Pritsche/Fahrgestell (FED, FFD) 2.0 EcoBlue	BLFA	03.16 1995	D 125 kW	417 38
TRANSIT V363 Pritsche/Fahrgestell (FED, FFD) 2.0 EcoBlue	BLFB	03.16 1995	D 125 kW	417 38
TRANSIT V363 Pritsche/Fahrgestell (FED, FFD) 2.0 EcoBlue	YLF6	03.16 1995	D 77 kW	417 38
TRANSIT V363 Pritsche/Fahrgestell (FED, FFD) 2.0 EcoBlue	YLFA	03.16 1995	D 77 kW	417 38
TRANSIT V363 Pritsche/Fahrgestell (FED, FFD) 2.0 EcoBlue	YLF6	03.16 1995	D 77 kW	417 38
TRANSIT V363 Pritsche/Fahrgestell (FED, FFD) 2.0 EcoBlue	YLFB	03.16 1995	D 77 kW	417 38
TRANSIT V363 Pritsche/Fahrgestell (FED, FFD) 2.0 EcoBlue	YLFS	03.16 1995	D 77 kW	417 38
TRANSIT V363 Pritsche/Fahrgestell (FED, FFD) 2.0 EcoBlue	YMF6	03.16 1995	D 96 kW	417 38
TRANSIT V363 Pritsche/Fahrgestell (FED, FFD) 2.0 EcoBlue	YMFA	03.16 1995	D 96 kW	417 38
TRANSIT V363 Pritsche/Fahrgestell (FED, FFD) 2.0 EcoBlue	YMF6	03.16 1995	D 96 kW	417 38
TRANSIT V363 Pritsche/Fahrgestell (FED, FFD) 2.0 EcoBlue	YMF6	03.16 1995	D 96 kW	417 38
TRANSIT V363 Pritsche/Fahrgestell (FED, FFD) 2.0 EcoBlue	YMF6	03.16 1995	D 96 kW	417 38
TRANSIT V363 Pritsche/Fahrgestell (FED, FFD) 2.2 TDCi 4x4	CV24	08.13 - 12.18 2198	D 114 kW	419 44
TRANSIT V363 Pritsche/Fahrgestell (FED, FFD) 2.2 TDCi 4x4	CVR5	08.13 - 12.18 2198	D 114 kW	419 44
TRANSIT V363 Pritsche/Fahrgestell (FED, FFD) 2.2 TDCi 4x4	CY24	08.13 - 12.18 2198	D 92 kW	419 44
TRANSIT V363 Pritsche/Fahrgestell (FED, FFD) 2.2 TDCi 4x4	CYR5	08.13 - 12.18 2198	D 92 kW	419 44
TRANSIT V363 Pritsche/Fahrgestell (FED, FFD) 2.2 TDCi RWD	CV24	08.13 - 12.18 2198	D 114 kW	419 44
TRANSIT V363 Pritsche/Fahrgestell (FED, FFD) 2.2 TDCi RWD	CVR5	08.13 - 12.18 2198	D 114 kW	419 44
TRANSIT V363 Pritsche/Fahrgestell (FED, FFD) 2.2 TDCi RWD	CYR5	08.13 - 12.18 2198	D 92 kW	419 44
TRANSIT V363 Pritsche/Fahrgestell (FED, FFD) 2.2 TDCi RWD	DRR5	08.13 - 12.18 2198	D 74 kW	419 44
TRANSIT V363 Pritsche/Fahrgestell (FED, FFD) 2.2 TDCi RWD	UHR5	08.13 - 12.18 2198	D 99 kW	419 44
TRANSIT V363 Pritsche/Fahrgestell (FED, FFD) 2.2 TDCi RWD	USR6	08.13 - 12.18 2198	D 92 kW	419 44
TRANSIT V363 Pritsche/Fahrgestell (FED, FFD) 2.2 TDCi RWD	UYR6	08.13 - 12.18 2198	D 114 kW	419 44
TRANSIT V363 Pritsche/Fahrgestell (FED, FFD) 2.2 TDCi	CVF5	08.13 - 12.18 2198	D 114 kW	419 44
TRANSIT V363 Pritsche/Fahrgestell (FED, FFD) 2.2 TDCi	CY14	08.13 - 12.18 2198	D 92 kW	419 44
TRANSIT V363 Pritsche/Fahrgestell (FED, FFD) 2.2 TDCi	CYF5	08.13 - 12.18 2198	D 92 kW	419 44
TRANSIT V363 Pritsche/Fahrgestell (FED, FFD) 2.2 TDCi	CYFG	08.13 - 12.18 2198	D 92 kW	419 44
TRANSIT V363 Pritsche/Fahrgestell (FED, FFD) 2.2 TDCi	DRF5	08.13 - 12.18 2198	D 74 kW	419 44
TRANSIT V363 Pritsche/Fahrgestell (FED, FFD) 2.2 TDCi	DRFF	08.13 - 12.18 2198	D 74 kW	419 44
TRANSIT V363 Pritsche/Fahrgestell (FED, FFD) 2.2 TDCi	DRFG	08.13 - 12.18 2198	D 74 kW	419 44
TRANSIT V363 Pritsche/Fahrgestell (FED, FFD) 2.2 TDCi	USF6	08.13 - 12.18 2198	D 92 kW	419 44
		 ccm	 kW	 1 POS
Cargo 1730	6 CTAA 8.3	04.99 - 11.09 8268	D 223 kW	424 69
Cargo 1732	6 CTAA 8.3	04.99 - 10.08 8268	D 234 - 235 kW	424 69
Cargo 1832 E	6 CTAA 8.3	06.07 - 11.12 8268	D 235 kW	424 69
Cargo C 1630	6 CTAA 8.3	01.93 8268	D 213 kW	424 69
Cargo C 1831	6 CTAA 8.3	03.02 - 06.07 8268	D 228 kW	424 69
Cargo C 2630	6 CTAA 8.3	06.97 - 12.02 8268	D 214 kW	424 69
Cargo C 3530 T	6 CTAA 8.3	11.91 - 12.96 8268	D 214 kW	424 69
Cargo C 4030 T	6 CTAA 8.3	07.95 - 12.02 8268	D 214 kW	424 69
Cargo C 4331	6 CTAA 8.3	04.03 - 12.05 8268	D 223 kW	424 69











ENGINE		ccm	kW			1	POS	ENGINE		ccm	kW			1	POS
1300B	75,320	4	1372	53 - 59 kW	B	412	12	BKFA	84,010	4	1995	96 kW	D	417	38
169A1000	69,600	4	1248	55 kW	D	410	1	BKFB	84,010	4	1995	96 kW	D	417	38
169A4000	70,800	4	1242	51 kW	B	410	3	BLFA	84,010	4	1995	125 kW	D	417	38
1Z	79,500	4	1896	66 kW	D	414	23	BLFB	84,010	4	1995	125 kW	D	417	38
4AA	93,670	4	2358	46 kW	D	422	60	BRC	93,000	6	2933	110 kW	B	422	57
4AB	93,670	4	2496	50 - 52 kW	D	423	62	BRD	93,000	6	2933	107 kW	B	422	57
4AE	90,480	4	2495	60 kW	D	421	53	BRE	93,000	6	2933	107 kW	B	422	57
4BA	93,670	4	2496	52 kW	D	423	62	BRF	93,000	6	2933	107 kW	B	422	57
4BC	93,700	4	2496	52 kW	D	423	64	BRT	93,000	6	2935	104 - 107 kW	B	422	58
4CA	93,670	4	2496	52 kW	D	423	62	BTB	79,500	4	1896	110 kW	D	415	26
4CC	94,000	4	2496	52 kW	D	423	65	C9DA	82,500	4	1753	66 kW	D	416	31
4D55-T	91,100	4	2347	62 - 70 kW	D	421	55	C9DB	82,500	4	1753	66 kW	D	416	31
4D56 (8V)	91,100	4	2477	51 - 58 kW	D	421	55	C9DC	82,500	4	1753	66 kW	D	416	31
4D56-T	91,100	4	2477	62 - 110 kW	D	421	54	CFBA	83,000	4	1798	96 kW	B	417	35
4DA	93,670	4	2496	59 kW	D	423	62	CGBA	83,000	4	1798	81 kW	B	416	34
4EA	93,670	4	2496	74 kW	D	422	61	CGBB	83,000	4	1798	81 kW	B	416	34
4EB	93,700	4	2496	74 kW	D	423	63	CHBA	83,000	4	1798	92 kW	B	417	35
4EC	93,700	4	2496	74 kW	D	423	63	CHBB	83,000	4	1798	92 kW	B	417	35
4ED	93,670	4	2496	85 kW	D	422	61	CJBA	87,500	4	1999	106 - 107 kW	B	420	47
4FA	94,000	4	2496	51 - 52 kW	D	423	65	CJBB	87,500	4	1999	107 kW	B	420	47
4FB	93,700	4	2496	51 kW	D	423	64	CSDA	83,000	4	1798	88 kW	B	417	36
4FC	93,700	4	2496	51 kW	D	423	64	CSDB	83,000	4	1798	88 kW	B	417	36
4FD	93,700	4	2496	51 kW	D	423	64	CV24	86,000	4	2198	114 kW	D	419	44
4GA	93,670	4	2496	63 kW	D	422	61	CVF5	86,000	4	2198	114 kW	D	419	44
4GB	93,670	4	2496	63 kW	D	422	61	CVFF	86,000	4	2198	114 kW	D	419	44
4GC	93,670	4	2496	63 kW	D	422	61	CVR5	86,000	4	2198	114 kW	D	419	44
4GD	93,670	4	2496	63 kW	D	422	61	CVRA	86,000	4	2198	114 kW	D	419	44
4GE	93,700	4	2496	63 kW	D	423	63	CVRB	86,000	4	2198	114 kW	D	419	44
4GF	93,700	4	2496	63 kW	D	423	63	CVRC	86,000	4	2198	114 kW	D	419	44
4HA	93,670	4	2496	55 - 56 kW	D	423	62	CY14	86,000	4	2198	92 kW	D	419	44
4HB	93,670	4	2496	56 kW	D	423	62	CY24	86,000	4	2198	92 kW	D	419	44
4HC	93,700	4	2496	56 kW	D	423	64	CYF4	86,000	4	2198	92 kW	D	419	44
4HD	93,700	4	2496	55 - 56 kW	D	423	64	CYF5	86,000	4	2198	92 - 99 kW	D	419	44
6 CTAA 8.3	114,000	6	8268	213 - 235 kW	D	424	69	CYFA	86,000	4	2198	92 kW	D	419	44
810	73,000	4	1289	50 kW	B	411	8	CYFB	86,000	4	2198	92 kW	D	419	44
ABFA	86,000	4	1998	74 kW	D	419	44	CYFC	86,000	4	2198	92 kW	D	419	44
AFN	79,500	4	1896	81 kW	D	414	22	CYFD	86,000	4	2198	92 kW	D	419	44
AHU	79,500	4	1896	66 kW	D	414	23	CYFF	86,000	4	2198	92 kW	D	419	44
AJM	79,500	4	1896	85 kW	D	414	24	CYFG	86,000	4	2198	92 kW	D	419	44
ANU	79,500	4	1896	66 kW	D	415	25	CYR5	86,000	4	2198	92 kW	D	419	44
AOBA	87,500	4	1999	107 kW	B	420	47	CYRA	86,000	4	2198	92 kW	D	419	44
AOBC	87,500	4	1999	107 kW	B	420	47	CYRB	86,000	4	2198	92 kW	D	419	44
AODA	87,500	4	1999	107 kW	B	420	47	CYRC	86,000	4	2198	92 kW	D	419	44
AODB	87,500	4	1999	107 kW	B	420	47	D18NARTP	82,500	4	1753	44 kW	D	416	32
AODE	87,500	4	1999	104 - 107 kW	B	420	47	D2FA	89,900	4	2402	66 kW	D	421	52
AOWA	87,500	4	1999	107 kW	B	420	47	D2FB	89,900	4	2402	66 kW	D	421	52
AOWB	87,500	4	1999	107 kW	B	420	47	D2FE	89,900	4	2402	66 kW	D	421	52
ASDA	76,000	4	1388	59 kW	B	412	13	D3FA	86,000	4	1998	55 kW	D	419	44
ASDB	76,000	4	1388	59 kW	B	412	13	D4FA	89,900	4	2402	88 kW	D	421	52
ASZ	79,500	4	1896	96 kW	D	413	21	D5BA	86,000	4	1998	66 kW	D	419	44
AUY	79,500	4	1896	85 kW	D	415	25	D6BA	86,000	4	1998	85 kW	D	419	44
AVG	79,500	4	1896	81 kW	D	414	22	DHA	71,900	4	1242	55 kW	B	410	5
AZBA	85,000	4	1997	96 kW	D	418	41	DHB	71,900	4	1242	55 kW	B	410	5
AZBC	85,000	4	1997	100 - 103 kW	D	418	42	DHC	71,900	4	1242	55 kW	B	410	5
AZWA	85,000	4	1997	96 kW	D	418	42	DHD	71,900	4	1242	55 kW	B	410	5
AZWC	85,000	4	1997	100 kW	D	418	42	DHE	71,900	4	1242	55 kW	B	410	5
B3	71,000	4	1324	40 - 47 kW	B	410	4	DHF	71,900	4	1242	55 kW	B	410	5
B6GP	78,000	4	1598	66 kW	B	413	17	DHG	71,900	4	1242	55 kW	B	410	5
BAAA	69,600	4	1248	55 kW	D	410	2	DOFA	89,900	4	2402	92 kW	D	421	52
BHDA	82,500	4	1753	55 - 57 kW	D	416	31	DRF4	86,000	4	2198	74 kW	D	419	44
BHDB	82,500	4	1753	55 - 57 kW	D	416	31	DRF5	86,000	4	2198	74 kW	D	419	44
BHPA	82,500	4	1753	55 - 57 kW	D	416	31	DRFA	86,000	4	2198	74 kW	D	419	44

ENGINE			ccm	kW			1 POS
DRFB	86,000	4	2198	74 kW	D	419	44
DRFC	86,000	4	2198	74 kW	D	419	44
DRFD	86,000	4	2198	74 kW	D	419	44
DRFE	86,000	4	2198	74 kW	D	419	44
DRFF	86,000	4	2198	74 kW	D	419	44
DRFG	86,000	4	2198	74 kW	D	419	44
DRR5	86,000	4	2198	74 kW	D	419	44
DRRA	86,000	4	2198	74 kW	D	419	44
DRRB	86,000	4	2198	74 kW	D	419	44
DRRC	86,000	4	2198	74 kW	D	419	44
E5FA	89,600	4	2295	107 kW	B	421	51
EDBA	84,800	4	1988	96 kW	B	417	39
EDBB	84,800	4	1988	96 kW	B	417	39
EDBC	84,800	4	1988	96 kW	B	417	39
EDBD	84,800	4	1988	96 kW	B	417	39
EDDB	84,800	4	1988	96 kW	B	417	39
EDDC	84,800	4	1988	96 kW	B	417	39
EDDD	84,800	4	1988	85 - 96 kW	B	417	39
EDDF	84,800	4	1988	96 kW	B	417	39
EYDB	80,600	4	1796	85 kW	B	415	28
EYDC	80,600	4	1796	85 kW	B	415	28
EYDD	80,600	4	1796	85 kW	B	415	28
EYDE	80,600	4	1796	85 kW	B	415	28
EYDF	80,600	4	1796	85 kW	B	415	28
EYDG	80,600	4	1796	85 kW	B	415	28
EYDI	80,600	4	1796	85 kW	B	415	28
EYDJ	80,600	4	1796	85 kW	B	415	28
EYDL	80,600	4	1796	82 - 85 kW	B	415	28
EYPA	80,600	4	1796	85 kW	B	415	28
EYPC	80,600	4	1796	85 kW	B	415	28
EYPD	80,600	4	1796	85 kW	B	415	28
F2Y4	86,000	4	2184	62 kW	B	419	45
F3FA	86,000	4	1998	63 kW	D	419	44
F4FA	89,900	4	2402	55 kW	D	421	52
F6JA	73,700	4	1399	50 - 51 kW	D	411	9
F6JB	73,700	4	1399	50 kW	D	411	9
F6JC	73,700	4	1399	50 kW	D	411	10
F6JD	73,700	4	1399	50 - 51 kW	D	411	10
F6	81,000	4	1587	59 kW	B	416	29
F9DA	82,500	4	1753	85 kW	D	416	31
F9DB	82,500	4	1753	85 kW	D	416	31
FD4	69,600	4	1248	55 kW	D	410	2
FFBA	82,500	4	1753	74 kW	D	416	31
FFDA	82,500	4	1753	74 kW	D	416	31
FFWA	82,500	4	1753	74 kW	D	416	31
FHA	76,000	4	1388	66 kW	B	412	13
FHD	76,000	4	1388	66 kW	B	412	13
FHE	76,000	4	1388	66 kW	B	412	13
FHF	76,000	4	1388	66 kW	B	412	13
FIFA	86,000	4	1998	92 kW	D	419	44
FMBA	86,000	4	1998	96 kW	D	419	44
FP4	70,800	4	1242	51 kW	B	410	3
FUJA	71,900	4	1242	55 kW	B	410	5
FUJB	71,900	4	1242	55 kW	B	410	5
FXDA	76,000	4	1388	55 kW	B	412	13
FXDB	76,000	4	1388	55 kW	B	412	13
FXDC	76,000	4	1388	55 kW	B	412	13
FXDD	76,000	4	1388	55 kW	B	412	13
FXFA	89,900	4	2402	85 kW	D	421	52
FXJA	76,000	4	1388	59 - 62 kW	B	412	13
FXJB	76,000	4	1388	59 - 62 kW	B	412	13
FXJC	76,000	4	1388	59 kW	B	412	13

ENGINE			ccm	kW			1 POS
FYDA	79,000	4	1596	74 - 75 kW	B	413	18
FYDB	79,000	4	1596	74 kW	B	413	18
FYDC	79,000	4	1596	74 kW	B	413	18
FYDD	79,000	4	1596	74 kW	B	413	18
FYDH	79,000	4	1596	74 - 75 kW	B	413	18
FYJA	79,000	4	1596	74 kW	B	413	18
FYJB	79,000	4	1596	74 kW	B	413	18
FYJC	79,000	4	1596	74 kW	B	413	18
G54B	91,100	4	2555	76 - 114 kW	B	422	56
G6DA	85,000	4	1997	100 kW	D	418	42
G6DB	85,000	4	1997	100 kW	D	418	42
G6DC	85,000	4	1997	98 kW	D	418	42
G6DD	85,000	4	1997	100 kW	D	418	42
G6DE	85,000	4	1997	98 kW	D	418	42
G6DF	85,000	4	1997	98 kW	D	418	42
G6DG	85,000	4	1997	100 kW	D	418	42
G8DA	75,000	4	1560	80 kW	D	412	11
G8DB	75,000	4	1560	80 kW	D	412	11
G8DC	75,000	4	1560	74 kW	D	412	11
G8DD	75,000	4	1560	80 kW	D	412	11
G8DE	75,000	4	1560	80 kW	D	412	11
G8DF	75,000	4	1560	80 kW	D	412	11
GBVAJPF	86,000	4	2198	88 kW	D	419	46
GBVAJQJ	86,000	4	2198	110 - 118 kW	D	419	44
GBVAJQW	86,000	4	2198	92 kW	D	419	44
GPDA	75,000	4	1560	66 kW	D	412	11
GPDB	75,000	4	1560	66 kW	D	412	11
GPDC	75,000	4	1560	66 kW	D	412	11
H9FA	89,900	4	2402	101 kW	D	421	52
H9FB	89,900	4	2402	103 kW	D	421	52
H9FD	89,900	4	2402	103 kW	D	421	52
HCPA	82,500	4	1753	66 kW	D	416	31
HCPB	82,500	4	1753	66 kW	D	416	31
HHDA	75,000	4	1560	66 kW	D	412	11
HHDB	75,000	4	1560	66 kW	D	412	11
HHJA	75,000	4	1560	66 kW	D	412	11
HHJB	75,000	4	1560	66 kW	D	412	11
HHJC	75,000	4	1560	66 kW	D	412	11
HHJD	75,000	4	1560	66 kW	D	412	11
HHJE	75,000	4	1560	66 kW	D	412	11
HHJF	75,000	4	1560	55 kW	D	412	11
HJBA	86,000	4	1998	85 kW	D	419	44
HJBB	86,000	4	1998	85 kW	D	419	44
HJBC	86,000	4	1998	85 kW	D	419	44
HWDA	79,000	4	1596	74 kW	B	413	18
HWDB	79,000	4	1596	74 kW	B	413	18
HXDA	79,000	4	1596	85 kW	B	413	18
HXDB	79,000	4	1596	85 kW	B	413	18
HXJA	79,000	4	1596	88 - 89 kW	B	413	19
HXJB	79,000	4	1596	88 - 89 kW	B	413	19
HXJD	79,000	4	1596	90 kW	B	413	18
IQDA	79,000	4	1596	77 kW	B	413	19
IQDB	79,000	4	1596	77 kW	B	413	19
IQDC	79,000	4	1596	77 kW	B	413	19
IQJA	79,000	4	1596	77 kW	B	413	19
IQJB	79,000	4	1596	90 kW	B	413	19
IQJC	79,000	4	1596	77 - 90 kW	B	413	19
IQJE	79,000	4	1596	77 kW	B	413	19
IXDA	85,000	4	1997	81 kW	D	418	42
JQDA	79,000	4	1596	110 kW	B	413	19
JQDB	79,000	4	1596	110 kW	B	413	19
JQGA	79,000	4	1596	110 kW	B	413	19



ENGINE	ccm	kW	POS	ENGINE	ccm	kW	POS
JQMA	79,000	4	1596	110 kW	B	413	18
JQMB	79,000	4	1596	110 kW	B	413	18
JTBA	79,000	4	1596	118 kW	B	413	19
JTBB	79,000	4	1596	118 kW	B	413	19
JTDA	79,000	4	1596	134 kW	B	413	19
JTDB	79,000	4	1596	134 kW	B	413	19
JTJA	79,000	4	1596	134 kW	B	413	19
JTJB	79,000	4	1596	134 kW	B	413	19
JTJC	79,000	4	1596	147 kW	B	413	19
JTMA	79,000	4	1596	130 - 134 kW	B	413	19
JTWA	79,000	4	1596	118 kW	B	413	19
JTWB	79,000	4	1596	118 kW	B	413	19
JXFA	89,900	4	2402	85 kW	D	421	52
JXFC	89,900	4	2402	85 kW	D	421	52
KGBA	79,000	4	1596	88 kW	B	413	19
KHBA	82,500	4	1753	92 kW	D	416	31
KKDA	82,500	4	1753	85 kW	D	416	31
KKDB	82,500	4	1753	85 kW	D	416	31
KLBA	85,000	4	1997	85 kW	D	418	42
KLWA	85,000	4	1997	85 kW	D	418	42
KNBA	85,000	4	2179	147 kW	D	418	40
KNBB	85,000	4	2179	146 kW	D	418	40
KNWA	85,000	4	2179	147 kW	D	418	40
KNWB	85,000	4	2179	146 kW	D	418	40
KVJA	73,700	4	1399	50 - 51 kW	D	411	10
L1E	76,000	4	1597	66 kW	B	412	14
L1F	76,000	4	1597	66 kW	B	412	14
L1G	76,000	4	1597	65 - 66 kW	B	412	14
L1H	76,000	4	1597	65 kW	B	412	14
L1J	76,000	4	1597	65 - 66 kW	B	412	14
L1K	76,000	4	1597	66 - 70 kW	B	412	14
L1L	76,000	4	1597	70 kW	B	412	14
L1N	76,000	4	1597	70 kW	B	412	14
L1Q	76,000	4	1597	70 kW	B	412	14
L1T	79,000	4	1596	76 kW	B	413	20
L1V	79,000	4	1596	70 - 76 kW	B	413	20
L1W	79,000	4	1596	76 kW	B	413	18
LPBA	85,000	4	1997	85 kW	D	418	41
M1CA	71,900	3	998	92 kW	B	411	7
M1CB	71,900	3	998	92 kW	B	411	7
M1DA	71,900	3	998	92 kW	B	411	7
M1JA	71,900	3	998	88 kW	B	411	7
M1JC	71,900	3	998	92 kW	B	411	7
M1JE	71,900	3	998	92 kW	B	411	7
M1JH	71,900	3	998	92 kW	B	411	7
M2DA	71,900	3	998	74 kW	B	411	7
M2GA	71,900	3	998	74 kW	B	411	7
M2GB	71,900	3	998	74 kW	B	411	7
M7JA	71,900	4	1242	51 kW	B	410	5
M7JB	71,900	4	1242	51 kW	B	410	5
M9DH	79,000	4	1498	134 kW	B	413	19
MHA	80,000	4	1679	92 - 114 kW	B	415	27
MHB	80,000	4	1679	92 kW	B	415	27
MTDA	75,000	4	1560	74 kW	D	412	11
MUDA	79,000	4	1596	86 - 88 kW	B/G	413	19
MUDD	79,000	4	1596	86 - 88 kW	B/G	413	19
MVJA	79,000	4	1596	81 kW	B	413	19
N4JB	87,500	4	1999	110 kW	B	420	47
N7BA	86,000	4	1998	96 kW	D	419	44
N7BB	86,000	4	1998	96 kW	D	419	44
NGA	84,800	4	1988	96 - 100 kW	B	417	39
NGB	84,800	4	1988	96 kW	B	417	39
NGCA	75,000	4	1560	85 kW	D	412	11
NGC	84,800	4	1988	96 kW	B	417	39
NGDA	75,000	4	1560	77 kW	D	412	11
NGDB	75,000	4	1560	77 kW	D	412	11
NGD	84,800	4	1988	96 kW	B	417	39
P4JA	71,900	3	998	59 - 63 kW	B	411	7
P4JB	71,900	3	998	59 kW	B	411	7
P4JC	71,900	3	998	59 kW	B	411	7
P4JD	71,900	3	998	59 kW	B	411	7
P7PA	82,500	4	1753	55 kW	D	416	31
P7PB	82,500	4	1753	55 kW	D	416	31
P8FA	86,000	4	2198	63 kW	D	419	44
P8FB	86,000	4	2198	63 kW	D	419	44
P9PA	82,500	4	1753	66 kW	D	416	31
P9PB	82,500	4	1753	66 kW	D	416	31
P9PC	82,500	4	1753	66 kW	D	416	31
P9PD	82,500	4	1753	66 kW	D	416	31
PGFA	86,000	4	2198	103 kW	D	419	44
PGFB	86,000	4	2198	103 kW	D	419	44
PHFA	89,900	4	2402	74 kW	D	421	52
PHFC	89,900	4	2402	74 kW	D	421	52
PNBA	79,000	4	1596	92 kW	B	413	19
PNDA	79,000	4	1596	92 kW	B	413	19
PNDD	79,000	4	1596	92 kW	B	413	19
Q4BA	85,000	4	2179	129 kW	D	418	40
Q4WA	85,000	4	2179	129 kW	D	418	40
Q7DA	83,000	4	1798	92 kW	B	417	36
QJBA	86,000	4	2198	114 kW	D	419	44
QJBB	86,000	4	2198	114 kW	D	419	44
QJBC	86,000	4	2198	110 kW	D	419	44
QJBD	86,000	4	2198	110 kW	D	419	44
QQDA	83,000	4	1798	92 kW	B	417	36
QQDB	83,000	4	1798	92 kW	B	417	36
QQDC	83,000	4	1798	90 kW	B	417	36
QQDD	83,000	4	1798	96 kW	B	417	35
QVFA	86,000	4	2198	81 kW	D	419	44
QWFA	86,000	4	2198	96 kW	D	419	44
QXBA	85,000	4	1997	103 kW	D	418	42
QXBB	85,000	4	1997	103 kW	D	418	42
QXWA	85,000	4	1997	103 kW	D	418	42
QXWB	85,000	4	1997	103 kW	D	418	42
QXWC	85,000	4	1997	103 kW	D	418	42
QYBA	82,500	4	1753	92 kW	D	416	31
QYWA	82,500	4	1753	92 kW	D	416	31
R2PA	82,500	4	1753	55 kW	D	416	31
R3PA	82,500	4	1753	66 kW	D	416	31
RDA	80,600	4	1796	77 kW	B	415	28
RDB	80,600	4	1796	77 kW	B	415	28
RFA	82,500	4	1753	55 - 57 kW	D	416	31
RFB	82,500	4	1753	55 - 57 kW	D	416	31
RFD	82,500	4	1753	66 kW	D	416	31
RFK	82,500	4	1753	66 kW	D	416	31
RFL	82,500	4	1753	55 - 57 kW	D	416	31
RFM	82,500	4	1753	65 - 66 kW	D	416	31
RFN	82,500	4	1753	65 - 66 kW	D	416	31
RFS	82,500	4	1753	66 kW	D	416	31
RFU	82,500	4	1753	57 kW	D	416	31
RF	86,000	4	1998	41 - 55 kW	D	419	43
RHBA	79,000	4	1596	81 kW	B	413	19
RKA	80,600	4	1796	85 kW	B	415	28
RKB	80,600	4	1796	82 - 85 kW	B	415	28
RKC	80,600	4	1796	85 kW	B	415	28

ENGINE			ccm	kW			1 POS	ENGINE			ccm	kW			1 POS
RKF	80,600	4	1796	85 kW	B	415	28	T1BC	75,000	4	1560	85 kW	D	412	11
RKH	80,600	4	1796	85 kW	B	415	28	T1DA	75,000	4	1560	85 kW	D	412	11
RKJ	80,600	4	1796	85 kW	B	415	28	T1DB	75,000	4	1560	85 kW	D	412	11
RKK	80,600	4	1796	85 kW	B	415	28	T1GA	88,000	4	1560	85 kW	D	420	50
RQB	80,600	4	1796	96 kW	B	415	28	T1WA	75,000	4	1560	85 kW	D	412	11
RQC	80,600	4	1796	96 kW	B	415	28	T1WB	75,000	4	1560	85 kW	D	412	11
RTA	82,500	4	1753	44 kW	D	416	33	T3CA	75,000	4	1560	70 kW	D	412	11
RTB	82,500	4	1753	44 kW	D	416	33	T3CB	75,000	4	1560	70 kW	D	412	11
RTC	82,500	4	1753	43 - 44 kW	D	416	33	T3CC	75,000	4	1560	70 kW	D	412	11
RTD	82,500	4	1753	43 - 44 kW	D	416	33	T3DA	75,000	4	1560	70 kW	D	412	11
RTE	82,500	4	1753	44 kW	D	416	33	T3DB	75,000	4	1560	70 kW	D	412	11
RTF	82,500	4	1753	44 kW	D	416	33	T3JA	75,000	4	1560	70 kW	D	412	11
RTG	82,500	4	1753	43 - 44 kW	D	416	33	T3JB	75,000	4	1560	70 kW	D	412	11
RTH	82,500	4	1753	44 kW	D	416	33	T7CA	85,000	4	1998	110 kW	D	418	42
RTJA	76,000	4	1388	68 - 71 kW	B/G	412	13	T7CC	85,000	4	1998	110 kW	D	418	42
RTJB	76,000	4	1388	68 - 71 kW	B/G	412	13	T7CD	85,000	4	1998	110 kW	D	418	42
RTJC	76,000	4	1388	63 - 66 kW	B/G	412	13	T7CE	85,000	4	1998	110 kW	D	418	42
RTJ	82,500	4	1753	44 kW	D	416	33	T7CI	85,000	4	1997	110 kW	D	418	42
RTK	82,500	4	1753	44 kW	D	416	33	T7CJ	85,000	4	1997	110 kW	D	418	42
RTN	82,500	4	1753	55 - 57 kW	D	416	31	T7CK	85,000	4	1997	110 kW	D	418	42
RTP	82,500	4	1753	55 - 57 kW	D	416	31	T7CL	85,000	4	1997	110 kW	D	418	42
RTQ	82,500	4	1753	55 - 57 kW	D	416	31	T7CN	85,000	4	1998	110 kW	D	418	42
RVA	82,500	4	1753	51 kW	D	416	31	T7DB	85,000	4	1997	110 kW	D	418	42
RWPA	82,500	4	1753	81 kW	D	416	31	T7MA	85,000	4	1997	110 kW	D	418	42
RWPC	82,500	4	1753	81 kW	D	416	31	T7MB	85,000	4	1997	110 kW	D	418	42
RWPD	82,500	4	1753	81 kW	D	416	31	T8CA	85,000	4	1997	132 kW	D	418	42
RWPE	82,500	4	1753	66 kW	D	416	31	T8CC	85,000	4	1997	132 kW	D	418	42
RWPF	82,500	4	1753	66 kW	D	416	31	T8CD	85,000	4	1997	132 kW	D	418	42
SDBA	86,000	4	1998	66 kW	D	419	44	T8CG	85,000	4	1997	132 kW	D	418	42
SEBA	87,500	4	2261	118 kW	B	420	48	T8CH	85,000	4	1997	132 kW	D	418	42
SEWA	87,500	4	2261	118 kW	B	420	48	T8CI	85,000	4	1997	132 kW	D	418	42
SFA	94,000	4	2498	68 kW	D	424	66	T8CJ	85,000	4	1997	132 kW	D	418	42
SFB	94,000	4	2498	68 kW	D	424	66	T8CL	85,000	4	1997	132 kW	D	418	42
SFCA	71,900	3	998	74 kW	B	411	7	T8DA	85,000	4	1997	136 kW	D	418	42
SFCB	71,900	3	998	74 kW	B	411	7	T8DE	85,000	4	1997	125 kW	D	418	42
SFCC	71,900	3	998	74 kW	B	411	7	T8MA	85,000	4	1997	132 kW	D	418	42
SFCD	71,900	3	998	74 kW	B	411	7	T8MB	85,000	4	1997	132 kW	D	418	42
SFDA	71,900	3	998	74 kW	B	411	7	T9CA	85,000	4	1997	154 kW	D	418	42
SFJA	71,900	3	998	74 kW	B	411	7	T9CB	85,000	4	1997	154 kW	D	418	42
SFJB	71,900	3	998	74 kW	B	411	7	T9CC	85,000	4	1997	154 kW	D	418	42
SFJC	71,900	3	998	74 kW	B	411	7	TBBA	87,500	4	1999	107 kW	B/G	420	47
SFJD	71,900	3	998	74 kW	B	411	7	TBBB	87,500	4	1999	107 kW	B/G	420	47
SHDA	79,000	4	1596	74 kW	B	413	18	TBWA	87,500	4	1999	107 kW	B	420	47
SHDB	79,000	4	1596	74 kW	B	413	18	TBWB	87,500	4	1999	107 kW	B	420	47
SHDC	79,000	4	1596	74 kW	B	413	18	TD 27 T	96,000	4	2664	73 - 74 kW	D	424	67
SIDA	79,000	4	1596	85 kW	B	413	19	TD27E	96,000	4	2664	92 kW	D	424	67
SNJB	71,900	4	1242	60 kW	B	410	6	TD27	96,000	4	2663	74 kW	D	424	67
SNJC	71,900	4	1242	60 kW	B	410	6	TXBA	85,000	4	1997	120 kW	D	418	42
SNJD	71,900	4	1242	60 kW	B	410	6	TXBB	85,000	4	1997	120 kW	D	418	42
SPJA	76,000	4	1388	71 kW	B	412	15	TXDA	85,000	4	1997	118 - 120 kW	D	418	42
SPJC	76,000	4	1388	71 kW	B	412	15	TXDB	85,000	4	1997	120 kW	D	418	42
SPJE	76,000	4	1388	66 - 71 kW	B	412	15	TXMA	85,000	4	1997	120 kW	D	418	42
SRFA	86,000	4	2198	85 kW	D	419	44	TXWA	85,000	4	1997	118 - 120 kW	D	418	42
SRFB	86,000	4	2198	85 kW	D	419	44	TYBA	85,000	4	1997	85 kW	D	418	41
SRFC	86,000	4	2198	85 kW	D	419	44	TYDA	85,000	4	1997	85 kW	D	418	42
SRFD	86,000	4	2198	85 kW	D	419	44	TYMA	85,000	4	1997	85 kW	D	418	42
SRFE	86,000	4	2198	85 kW	D	419	44	TYWA	85,000	4	1997	85 kW	D	418	42
STP	94,000	4	2499	51 kW	D	424	66	TZGA	75,000	4	1560	70 kW	D	412	11
STR	94,000	4	2498	51 kW	D	424	66	TZGB	75,000	4	1560	70 kW	D	412	11
SYDA	87,500	4	1999	104 - 109 kW	B	420	49	TZJA	75,000	4	1560	70 kW	D	412	11
T1BA	75,000	4	1560	85 kW	D	412	11	TZJB	75,000	4	1560	70 kW	D	412	11
T1BB	75,000	4	1560	85 kW	D	412	11	U3CA	75,000	4	1560	85 kW	D	412	11



ENGINE	\varnothing	ccm	kW			1	POS
UBGA	75,000	4	1560	55 kW	D	412	11
UBJA	75,000	4	1560	55 kW	D	412	11
UC	77,000	4	1416	48 kW	B	413	16
UE	81,000	4	1781	73 kW	B	416	30
UFBA	85,000	4	1997	103 kW	D	418	42
UFBB	85,000	4	1997	103 kW	D	418	42
UFCA	85,000	4	1997	88 kW	D	418	42
UFCB	85,000	4	1997	88 kW	D	418	42
UFDA	85,000	4	1997	103 kW	D	418	42
UFDB	85,000	4	1997	103 kW	D	418	42
UFMA	85,000	4	1997	103 kW	D	418	42
UFWA	85,000	4	1997	103 kW	D	418	42
UHFA	86,000	4	2198	103 kW	D	419	44
UHFB	86,000	4	2198	103 kW	D	419	44
UHFC	86,000	4	2198	103 kW	D	419	44
UHR5	86,000	4	2198	99 kW	D	419	44
UKBA	85,000	4	1997	100 kW	D	418	42
UKBB	85,000	4	1997	100 kW	D	418	42
UKDA	85,000	4	1997	100 kW	D	418	42
UKDB	85,000	4	1997	100 kW	D	418	42
UKMA	85,000	4	1997	100 kW	D	418	42
UKWA	85,000	4	1997	100 kW	D	418	42
USF6	86,000	4	2198	92 kW	D	419	44
USR6	86,000	4	2198	92 kW	D	419	44
USRA	86,000	4	2198	100 kW	D	419	44
USRB	86,000	4	2198	100 kW	D	419	44
UTJA	76,000	4	1388	59 kW	B	412	13
UYR6	86,000	4	2198	114 kW	D	419	44

ENGINE	\varnothing	ccm	kW			1	POS
WEAT	96,000	4	2953	115 kW	D	424	68
WL-T	93,000	4	2499	62 - 80 kW	D	422	59
XD3P	94,000	4	2498	53 - 58 kW	D	424	66
XD3T	94,000	4	2498	70 kW	D	424	66
XMJA	71,900	3	998	48 kW	B	411	7
XMJB	71,900	3	998	48 kW	B	411	7
XRMA	85,000	4	1997	88 kW	D	418	42
XRMB	85,000	4	1997	88 kW	D	418	42
XTDA	79,000	4	1596	63 kW	B	413	19
YF	84,800	4	1989	91 kW	B	417	39
YLF6	84,010	4	1995	77 kW	D	417	38
YLFA	84,010	4	1995	77 kW	D	417	38
YLF6	84,010	4	1995	77 kW	D	417	38
YLF6	84,010	4	1995	77 kW	D	417	38
YMF6	84,010	4	1995	96 kW	D	417	38
YMFA	84,010	4	1995	96 kW	D	417	38
YMFB	84,010	4	1995	96 kW	D	417	38
YMFS	84,010	4	1995	96 kW	D	417	38
YMR6	84,000	4	1995	96 kW	D	417	37
YTR	94,000	4	2304	49 kW	D	424	66
YTT	94,000	4	2304	49 kW	D	424	66
YUDA	79,000	4	1596	110 kW	B	413	18
YYJA	71,900	3	998	103 kW	B	411	7
YYJB	71,900	3	998	103 kW	B	411	7
YYJC	71,900	3	998	103 kW	B	411	7
YYJD	71,900	3	998	103 kW	B	411	7
ZH16L1U	79,000	4	1596	65 - 70 kW	B	413	19



69,600 mm 1

169A1000										
433504-00-4										4 pairs
-25-4	1-4	PL	CU2	42,582	45,734	20,000	↑	O1	1,552	
-50-4				42,600	45,744		↓			

69,600 mm 2

BAAA , FD4 ,										
403502-00-4										5 pairs
-25-4	1,2,4,5	HL	AL	50,982	54,710	19,000	↑	LO2G	1,840	4 pairs
-50-4				51,000	54,722		↓	L		
	3	FL	AL	50,982	54,710	23,950	↑	LO2G	1,840	1 pair
		↓ HL		51,000	54,722	↓ 19,000	↓	L		
433504-00-4										4 pairs
-25-4	1-4	PL	CU2	42,582	45,734	20,000	↑	O1	1,552	
-50-4				42,600	45,744		↓			

70,800 mm 3

169A4000 , FP4 ,										
400102-00-4										6 pairs
-25-4	1-5	HL	AL	47,980	51,705	19,000	↑	LO2G	1,848	5 pairs
-50-4				48,000	51,718		↓	LO2G		
-75-4										
-100-4	3	AS	AL	52,000	68,766				2,325	1 pair
				52,200	69,020					
430102-00-4										4 pairs
-25-4	1-4	PL	AL	41,988	45,127	19,000	↑	LO1	1,548	
-50-4				42,008	45,140		↓	LO1		
-75-4										
-100-4										

71,000 mm 4

B3										
405308-00-4										5 pairs
-25-4	1-5	HL	AL	49,940	54,020	17,500	↑	LO1G	2,010	
				49,940	54,020		↓	LO1G		
435305-00-4										4 pairs
-25-4	1-4	PL	AL	39,940	43,020	17,130	↑	LO1	1,508	
-50-4				39,940	43,020		↓	LO1		
-75-4										

71,900 mm 5

DHA , DHB , DHC , DHD , DHE , DHF , DHG , FUJA , FUJB , M7JA , M7JB ,										
402109-00-4										5 pairs
-25-4	1,2,4,5	HL	AL	47,980	54,020	16,100	↑	O2G	3,013	4 pairs
-50-4				48,000	54,038		↓			
	3	FL	AL	47,980	54,020	23,750	↑	O2G	3,013	1 pair
		↓ HL		48,000	54,038	↓ 16,100	↓			
432104-00-4										4 pairs
-25-4	1-4	PL	AL	39,980	43,025	15,000			1,510	
-50-4				40,000	43,045					

71,900 mm 6

SNJB , SNJC , SNJD ,										
402109-00-4										5 pairs
-25-4	1,2,4,5	HL	AL	47,980	54,020	16,100	↑	O2G	3,013	4 pairs
-50-4				48,000	54,038		↓			
	3	FL	AL	47,980	54,020	23,750	↑	O2G	3,013	1 pair
		↓ HL		48,000	54,038	↓ 16,100	↓			



71,900 mm							7			
M1CA , M1CB , M1DA , M1JA , M1JC , M1JE , M1JH , M2DA , M2GA , M2GB , P4JA , P4JB , P4JC , P4JD , SFCA , SFCB , SFCC , SFCD , SFDA , SFJA , SFJB , SFJC , SFJD , XMJA , XMJB , YYJA , YYJB , YYJC , YYJD ,										
402113-00-3										4 pairs
-25-3	2,4	HL	AL	44,000 44,000	48,000 48,000	15,950	↑ O2G ↓	1,987	2 pairs	
	1	HL	AL	44,000 44,000	48,000 48,000	17,100	↑ O2G ↓	1,987	1 pair	
	3	FL ↓HL	AL	44,000 44,000	48,000 48,000	18,600 ↓15,950	↑ O2G ↓	1,987	1 pair	
432119-00-3										3 pairs
-25-3 -50-3	1-3	PL	AL	39,955 39,975	43,000 43,020	15,600		1,495		
73,000 mm							8			
810										
411112-00-1										1 pair
-10-1	1	AS	AL	50,500 50,750	67,670 67,920		↑ L G ↓ L G	2,360		
73,700 mm							9			
F6JA , F6JB ,										
401103-00-4										5 pairs
-25-4 -30-4 -50-4 -80-4	1-5	HL	AL	49,962 49,981	53,655 53,674	19,900	↑ LO1G ↓	1,833		
411102-00-1										1 pair
-10-1 -15-1		AS	AL	55,200 55,480	71,350 71,700		↑ L G ↓ L G	2,480		
431103-00-4										4 pairs
-30-4 -50-4 -80-4	1-4	PL	CU3	44,975 44,991	48,665 48,671	17,050		1,820		
441105-00-4										4 pairs
	1-4	PB	CU2	24,995 25,000	28,000 28,021	19,980	↑ O1G ↓	1,700		
73,700 mm							10			
F6JC , F6JD , KVJA ,										
401103-00-4										5 pairs
-25-4 -30-4 -50-4 -80-4	1-5	HL	AL	49,962 49,981	53,655 53,674	19,900	↑ LO1G ↓	1,833		
411102-00-1										1 pair
-10-1 -15-1		AS	AL	55,200 55,480	71,350 71,700		↑ L G ↓ L G	2,480		
432109-00-4										4 pairs
-25-4 -30-4 -50-4 -80-4	1-4	PL	AL	46,975 46,991	50,655 50,674	17,000		1,818		
432112-00-4										4 pairs
-30-4 -50-4 -80-4	1-4	PL	CU2	46,975 46,991	50,655 50,674	17,000		1,818		
441105-00-4										4 pairs
	1-4	PB	CU2	24,995 25,000	28,000 28,021	19,980	↑ O1G ↓	1,700		



Type

75,000 mm

11

G8DA, G8DB, G8DC, G8DD, G8DE, G8DF, GPDA, GPDB, GPDC, HHDA, HHDB, HHJA, HHJB, HHJC, HHJD, HHJE, HHJF, MTDA, NGCA, NGDA, NGDB, T1BA, T1BB, T1BC, T1DA, T1DB, T1WA, T1WB, T3CA, T3CB, T3CC, T3DA, T3DB, T3JA, T3JB, TZGA, TZGB, TZJA, TZJB, U3CA, UBGA, UBJA,

401103-00-4										5 pairs
-25-4	1-5	HL	AL	49,962	53,655	19,900	↑ LO1G		1,833	
-30-4				49,981	53,674		↓			
-50-4										
-80-4										
411102-00-1										1 pair
-10-1		AS	AL	55,200	71,350		↑ L G		2,480	
-15-1				55,480	71,700		↓ L G			
432109-00-4										4 pairs
-25-4	1-4	PL	AL	46,975	50,655	17,000			1,818	
-30-4				46,991	50,674					
-50-4										
-80-4										
432112-00-4										4 pairs
-30-4	1-4	PL	CU2	46,975	50,655	17,000			1,818	
-50-4				46,991	50,674					
-80-4										
442101-00-4										4 pairs
	1-4	PB	CU2	26,000	29,000	19,980	↑ O1G		1,700	
				26,000	29,021		↓			

75,320 mm

12

1300B

411112-00-1										1 pair
-10-1	1	AS	AL	50,500	67,670		↑ L G		2,360	
				50,750	67,920		↓ L G			

76,000 mm

13

ASDA, ASDB, FHA, FHD, FHE, FHF, FXDA, FXDB, FXDC, FXDD, FXJA, FXJB, FXJC, RTJA, RTJB, RTJC, UTJA,

402109-00-4										5 pairs
-25-4	1,2,4,5	HL	AL	47,980	54,020	16,100	↑ O2G		3,013	4 pairs
-50-4				48,000	54,038		↓			
	3	FL	AL	47,980	54,020	23,750	↑ O2G		3,013	1 pair
		↓ HL		48,000	54,038	↓ 16,100	↓			
432104-00-4										4 pairs
-25-4	1-4	PL	AL	39,980	43,025	15,000			1,510	
-50-4				40,000	43,045					

76,000 mm

14

L1E, L1F, L1G, L1H, L1J, L1K, L1L, L1N, L1Q,

402104-00-4										5 pairs
-25-4	1,2,4,5	HL	AL	57,980	62,287	19,210	↑ LO1G		2,131	4 pairs
				58,000	62,300		↓ L			
	3	FL	AL	57,980	62,287	23,000	↑ O2G		2,131	1 pair
		↓ HL		58,000	62,300	↓ 19,500	↓ L			
432102-00-4										4 pairs
-25-4	1-4	PL	AL	46,890	49,890	20,100	↑ L		1,475	
-50-4				46,910	49,910		↓ L			
-75-4										
-100-4										

76,000 mm

15

SPJA, SPJC, SPJE,

432104-00-4										4 pairs
-25-4	1-4	PL	AL	39,980	43,025	15,000			1,510	
-50-4				40,000	43,045					



77,000 mm										16
UC										
405304-00-4										5 pairs
-25-4	1-5	HL	AL	49,938	54,000	19,126	↑ LO1G	2,014		
-50-4				49,954	54,013		↓ LO1G			
-75-4										
435305-00-4										4 pairs
-25-4	1-4	PL	AL	39,940	43,020	17,130	↑ LO1	1,508		
-50-4				39,940	43,020		↓ LO1			
-75-4										
78,000 mm										17
B6GP										
405308-00-4										5 pairs
-25-4	1-5	HL	AL	49,940	54,020	17,500	↑ LO1G	2,010		
				49,940	54,020		↓ LO1G			
79,000 mm										18
FYDA, FYDB, FYDC, FYDD, FYDH, FYJA, FYJB, FYJC, HWDA, HWDB, HXDA, HXDB, HXJD, JQMA, JQMB, L1W, SHDA, SHDB, SHDC, YUDA,										
402109-00-4										5 pairs
-25-4	1,2,4,5	HL	AL	47,980	54,020	16,100	↑ O2G	3,013	4 pairs	
-50-4				48,000	54,038		↓			
	3	FL	AL	47,980	54,020	23,750	↑ O2G	3,013	1 pair	
		↓ HL		48,000	54,038	↓ 16,100	↓			
432114-00-4										4 pairs
-25-4	1-4	PL	AL	43,985	47,035	15,270		1,516		
-50-4				44,000	47,045					
79,000 mm										19
HXJA, HXJB, IQDA, IQDB, IQDC, IQJA, IQJB, IQJC, IQJE, JQDA, JQDB, JQGA, JTBA, JTBB, JTDA, JTDB, JTJA, JTJB, JTJC, JTMA, JTWA, JTWB, KGBA, M9DH, MUDA, MUDD, MVJA, PNBA, PNDA, PNDD, RHBA, SIDA, XTDA, ZH16L1U,										
432114-00-4										4 pairs
-25-4	1-4	PL	AL	43,985	47,035	15,270		1,516		
-50-4				44,000	47,045					
79,000 mm										20
L1T, L1V,										
402104-00-4										5 pairs
-25-4	1,2,4,5	HL	AL	57,980	62,287	19,210	↑ LO1G	2,131	4 pairs	
				58,000	62,300		↓ L			
	3	FL	AL	57,980	62,287	23,000	↑ O2G	2,131	1 pair	
		↓ HL		58,000	62,300	↓ 19,500	↓ L			
432102-00-4										4 pairs
-25-4	1-4	PL	AL	46,890	49,890	20,100	↑ L	1,475		
-50-4				46,910	49,910		↓ L			
-75-4										
-100-4										
79,500 mm										21
ASZ										
405021-00-4										5 pairs
-25-4	1-5	HL	AL	53,958	59,000	18,500	↑ LO1G	2,501		
-50-4				53,978	59,012		↓ L			
415001-00-2										2 pairs
-10-2		AS	AL	59,500	72,950		↑ G	1,975		
-20-2				59,750	73,200		↓ L G			
435017-00-4										4 pairs
-25-4	1-4	PL	CU3	50,858	53,700	20,400		1,403		
-50-4			↓ AL	50,878	53,712					
-75-4										
465001-00-5										5 pairs
	1-5	NWL	CU3	28,947	32,000	25,000	↑ L	1,513		
				28,960	32,025		↓ L			



79,500 mm	22
------------------	-----------

AFN , AVG ,									
405012-00-4									5 pairs
-25-4	1-5	HL	AL	53,958	59,000	18,500	↑ LO1G	2,502	
-50-4				53,978	59,019		↓ L		
-75-4									
405018-00-4									5 pairs
-25-4	1-5	HL	CU3	53,958	59,000	18,500	↑ LO1G	2,502	
-50-4				53,978	59,019		↓ L		
415001-00-2									2 pairs
-10-2		AS	AL	59,500	72,950		↑ G	1,975	
-20-2				59,750	73,200		↓ L G		
435005-00-4									4 pairs
-25-4	1-4	PL	CU3	47,758	50,600	20,000	↑ L	1,406	
-50-4				47,778	50,619		↓ L		

79,500 mm	23
------------------	-----------

1Z , AHU ,									
405001-00-4									5 pairs
-25-4	1,2,3,5	HL	AL	53,958	59,000	18,500	↑ LO1G	2,502	4 pairs
-50-4				53,978	59,019		↓ L		
-75-4									
-100-4	4	HL	AL	53,958	59,000	18,500	↑ LO1G	2,502	1 pair
				53,978	59,019		↓ LO1G		
405012-00-4									5 pairs
-25-4	1-5	HL	AL	53,958	59,000	18,500	↑ LO1G	2,502	
-50-4				53,978	59,019		↓ L		
-75-4									
405018-00-4									5 pairs
-25-4	1-5	HL	CU3	53,958	59,000	18,500	↑ LO1G	2,502	
-50-4				53,978	59,019		↓ L		
415001-00-2									2 pairs
-10-2		AS	AL	59,500	72,950		↑ G	1,975	
-20-2				59,750	73,200		↓ L G		
435005-00-4									4 pairs
-25-4	1-4	PL	CU3	47,758	50,600	20,000	↑ L	1,406	
-50-4				47,778	50,619		↓ L		

79,500 mm	24
------------------	-----------

AJM									
405012-00-4									5 pairs
-25-4	1-5	HL	AL	53,958	59,000	18,500	↑ LO1G	2,502	
-50-4				53,978	59,019		↓ L		
-75-4									
415001-00-2									2 pairs
-10-2		AS	AL	59,500	72,950		↑ G	1,975	
-20-2				59,750	73,200		↓ L G		



79,500 mm							25		
ANU , AUY ,									
405012-00-4							5 pairs		
-25-4	1-5	HL	AL	53,958	59,000	18,500	↑ LO1G	2,502	
-50-4				53,978	59,019		↓ L		
-75-4									
415001-00-2							2 pairs		
-10-2		AS	AL	59,500	72,950		↑ G	1,975	
-20-2				59,750	73,200		↓ L G		
435016-00-4							4 pairs		
-25-4	1-4	PL	CU3	47,758	50,600	20,000		1,406	
-50-4			↓ AL	47,778	50,612				
-75-4									
465001-00-5							5 pairs		
	1-5	NWL	CU3	28,947	32,000	25,000	↑ L	1,513	
				28,960	32,025		↓ L		
79,500 mm							26		
BTB									
405021-00-4							5 pairs		
-25-4	1-5	HL	AL	53,958	59,000	18,500	↑ LO1G	2,501	
-50-4				53,978	59,012		↓ L		
415001-00-2							2 pairs		
-10-2		AS	AL	59,500	72,950		↑ G	1,975	
-20-2				59,750	73,200		↓ L G		
435017-00-4							4 pairs		
-25-4	1-4	PL	CU3	50,858	53,700	20,400		1,403	
-50-4			↓ AL	50,878	53,712				
-75-4									
80,000 mm							27		
MHA , MHB ,									
402109-00-4							5 pairs		
-25-4	1,2,4,5	HL	AL	47,980	54,020	16,100	↑ O2G	3,013	4 pairs
-50-4				48,000	54,038		↓		
	3	FL	AL	47,980	54,020	23,750	↑ O2G	3,013	1 pair
		↓ HL		48,000	54,038	↓ 16,100	↓		
432104-00-4							4 pairs		
-25-4	1-4	PL	AL	39,980	43,025	15,000		1,510	
-50-4				40,000	43,045				
80,600 mm							28		
EYDB , EYDC , EYDD , EYDE , EYDF , EYDG , EYDI , EYDJ , EYDL , EYPA , EYPC , EYPD , RDA , RDB , RKA , RKB , RKC , RKF , RKH , RKJ , RKK , RQB , RQC ,									
402104-00-4							5 pairs		
-25-4	1,2,4,5	HL	AL	57,980	62,287	19,210	↑ LO1G	2,131	4 pairs
				58,000	62,300		↓ L		
	3	FL	AL	57,980	62,287	23,000	↑ O2G	2,131	1 pair
		↓ HL		58,000	62,300	↓ 19,500	↓ L		
432102-00-4							4 pairs		
-25-4	1-4	PL	AL	46,890	49,890	20,100	↑ L	1,475	
-50-4				46,910	49,910		↓ L		
-75-4									
-100-4									



81,000 mm 29

F6

435304-00-4 4 pairs									
-25-4	1-4	PL	AL	50,934	53,997	21,132	↑ LO1	1,509	
-50-4				50,949	54,018		↓ LO1		
-75-4									
-100-4									
-125-4									

81,000 mm 30

UE

405001-00-4 5 pairs									
-25-4	1,2,3,5	HL	AL	53,958	59,000	18,500	↑ LO1G	2,502	4 pairs
-50-4				53,978	59,019		↓ L		
-75-4									
-100-4	4	HL	AL	53,958	59,000	18,500	↑ LO1G	2,502	1 pair
				53,978	59,019		↓ LO1G		
415001-00-2 2 pairs									
-10-2		AS	AL	59,500	72,950		↑ G	1,975	
-20-2				59,750	73,200		↓ L G		

82,500 mm 31

BHDA , BHDB , BHPA , C9DA , C9DB , C9DC , F9DA , F9DB , FFBA , FFDA , FFWA , HCPA , HCPB , KHBA , KKDA , KKDB , P7PA , P7PB , P9PA , P9PB , P9PC , P9PD , QYBA , QYWA , R2PA , R3PA , RFA , RFB , RFD , RFK , RFL , RFM , RFN , RFS , RFU , RTN , RTP , RTQ , RVA , RWPA , RWPC , RWPB , RWPE , RWPF ,

402105-00-4 5 pairs									
-25-4	1	HL	AL	53,970	57,683	22,150	↑ LO2G	1,830	1 pair
-50-4				53,990	57,696		↓ LO2G		
	2,3,4,5	HL	AL	53,970	57,683	22,900	↑ LO2G	1,830	4 pairs
				53,990	57,696	↓ 22,150	↓ L		
432107-00-4 4 pairs									
-25-4	1-4	PL	AL	48,970	52,000	21,590		1,495	
-50-4				48,990	52,020				

82,500 mm 32

D18NARTP

402105-00-4 5 pairs									
-25-4	1	HL	AL	53,970	57,683	22,150	↑ LO2G	1,830	1 pair
-50-4				53,990	57,696		↓ LO2G		
	2,3,4,5	HL	AL	53,970	57,683	22,900	↑ LO2G	1,830	4 pairs
				53,990	57,696	↓ 22,150	↓ L		

82,500 mm 33

RTA , RTB , RTC , RTD , RTE , RTF , RTG , RTH , RTJ , RTK ,

402105-00-4 5 pairs									
-25-4	1	HL	AL	53,970	57,683	22,150	↑ LO2G	1,830	1 pair
-50-4				53,990	57,696		↓ LO2G		
	2,3,4,5	HL	AL	53,970	57,683	22,900	↑ LO2G	1,830	4 pairs
				53,990	57,696	↓ 22,150	↓ L		
432103-00-4 4 pairs									
-25-4	1-4	PL	AL	48,970	52,000	21,590	↑ L	1,495	
-50-4				48,990	52,020		↓ L		

83,000 mm 34

CGBA , CGBB ,

402104-00-4 5 pairs									
-25-4	1,2,4,5	HL	AL	57,980	62,287	19,210	↑ LO1G	2,131	4 pairs
				58,000	62,300		↓ L		
	3	FL	AL	57,980	62,287	23,000	↑ O2G	2,131	1 pair
		↓ HL		58,000	62,300	↓ 19,500	↓ L		
432114-00-4 4 pairs									
-25-4	1-4	PL	AL	43,985	47,035	15,270		1,516	
-50-4				44,000	47,045				



83,000 mm										35
CFBA , CHBA , CHBB , QQDD ,										
402104-00-4 5 pairs										
-25-4	1,2,4,5	HL	AL	57,980 58,000	62,287 62,300	19,210	↑ LO1G ↓ L	2,131	4 pairs	
	3	FL ↓ HL	AL	57,980 58,000	62,287 62,300	23,000 ↓ 19,500	↑ O2G ↓ L	2,131	1 pair	
83,000 mm										36
CSDA , CSDB , Q7DA , QQDA , QQDB , QQDC ,										
402104-00-4 5 pairs										
-25-4	1,2,4,5	HL	AL	57,980 58,000	62,287 62,300	19,210	↑ LO1G ↓ L	2,131	4 pairs	
	3	FL ↓ HL	AL	57,980 58,000	62,287 62,300	23,000 ↓ 19,500	↑ O2G ↓ L	2,131	1 pair	
402112-00-4 5 pairs										
-25-4 -50-4	1,2,4,5	HL	AL	51,980 52,000	57,020 57,040	19,000	↑ O2G ↓	2,500	4 pairs	
	3	FL ↓ HL	AL	51,980 52,000	57,020 57,040	25,850 ↓ 19,000	↑ O2G ↓	2,500	1 pair	
432117-00-4 4 pairs										
-25-4 -50-4	1-4	PL	AL	46,980 47,000	50,025 50,045	16,800		1,500		
84,000 mm										37
YMR6										
432120-00-4 4 pairs										
	1-4	PL	CU3 LF ↓ AL	49,987 50,000	53,000 53,013	19,500		1,495		
84,010 mm										38
BKFA , BKFB , BLFA , BLFB , YLF6 , YLFA , YLFB , YLFS , YMF6 , YMFA , YMFB , YMFS ,										
432120-00-4 4 pairs										
	1-4	PL	CU3 LF ↓ AL	49,987 50,000	53,000 53,013	19,500		1,495		
84,800 mm										39
EDBA , EDBB , EDBC , EDBD , EDDB , EDDC , EDDD , EDDF , NGA , NGB , NGC , NGD , YF ,										
402104-00-4 5 pairs										
-25-4	1,2,4,5	HL	AL	57,980 58,000	62,287 62,300	19,210	↑ LO1G ↓ L	2,131	4 pairs	
	3	FL ↓ HL	AL	57,980 58,000	62,287 62,300	23,000 ↓ 19,500	↑ O2G ↓ L	2,131	1 pair	
432102-00-4 4 pairs										
-25-4 -50-4 -75-4 -100-4	1-4	PL	AL	46,890 46,910	49,890 49,910	20,100	↑ L ↓ L	1,475		



85,000 mm **40**

KNBA , KNBB , KNWA , KNWB , Q4BA , Q4WA ,

403701-00-4 5 pairs									
-30-4	1-5	HL	AL	59,981	63,731	20,290	↑ L O1G	1,845	
-50-4				60,000	63,750		↓ L		
-80-4									
-100-4									
411101-00-2 2 pairs									
-10-2		AS	CU2	67,050	83,050		↑ L G	2,330	
-15-2				67,300	83,300		↓ G		
431106-00-4 4 pairs									
-30-4	1-4	PL	CU3	49,984	53,695	20,000	↑ L	1,838	
-50-4			↓ AL	50,000	53,708		↓ L		
-80-4									
-100-4									

85,000 mm **41**

AZBA , LPBA , TYBA ,

402102-00-4 5 pairs									
-25-4	1	HL	AL	69,940	74,520	19,580	↑ O2G	2,250	1 pair
-50-4				69,940	74,520		↓		
	2,4,5	HL	AL	64,940	69,520	24,080	↑ O2G	2,250	3 pairs
				64,940	69,520	↓ 23,280	↓		
	3	FL	AL	69,940	74,520	30,150	↑ O2G	2,250	1 pair
		↓ HL		69,940	74,520	↓ 23,280	↓		
432106-00-4 4 pairs									
-25-4	1-4	PL	CU3	52,980	55,996	24,450		1,487	
-50-4				53,000	56,016				

85,000 mm **42**

AZBC , AZWA , AZWC , G6DA , G6DB , G6DC , G6DD , G6DE , G6DF , G6DG , IXDA , KLBA , KLWA , QXBA , QXBB , QXWA , QXWB , QXWC , T7CA , T7CC , T7CD , T7CE , T7CI , T7CJ , T7CK , T7CL , T7CN , T7DB , T7MA , T7MB , T8CA , T8CC , T8CD , T8CG , T8CH , T8CI , T8CJ , T8CL , T8DA , T8DE , T8MA , T8MB , T9CA , T9CB , T9CC , TXBA , TXBB , TXDA , TXDB , TXMA , TXWA , TYDA , TYMA , TYWA , UFBA , UFBB , UFCA , UFCB , UFDA , UFDB , UFMA , UFWA , UKBA , UKBB , UKDA , UKDB , UKMA , UKWA , XRMA , XRMB ,

402102-00-4 5 pairs									
-25-4	1	HL	AL	69,940	74,520	19,580	↑ O2G	2,250	1 pair
-50-4				69,940	74,520		↓		
	2,4,5	HL	AL	64,940	69,520	24,080	↑ O2G	2,250	3 pairs
				64,940	69,520	↓ 23,280	↓		
	3	FL	AL	69,940	74,520	30,150	↑ O2G	2,250	1 pair
		↓ HL		69,940	74,520	↓ 23,280	↓		
403701-00-4 5 pairs									
-30-4	1-5	HL	AL	59,981	63,731	20,290	↑ L O1G	1,845	
-50-4				60,000	63,750		↓ L		
-80-4									
-100-4									
411101-00-2 2 pairs									
-10-2		AS	CU2	67,050	83,050		↑ L G	2,330	
-15-2				67,300	83,300		↓ G		
431106-00-4 4 pairs									
-30-4	1-4	PL	CU3	49,984	53,695	20,000	↑ L	1,838	
-50-4			↓ AL	50,000	53,708		↓ L		
-80-4									
-100-4									



86,000 mm							43			
RF										
405303-00-4 5 pairs										
-25-4	1,2,4,5	HL	AL	59,938	63,997	19,126	↑ LO1G	2,007	4 pairs	
-50-4				59,964	64,018		↓ LO1G			
	3	HL	AL	59,938	63,997	21,132	↑ LO1G	2,007	1 pair	
				59,964	64,018		↓ LO1G			
435304-00-4 4 pairs										
-25-4	1-4	PL	AL	50,934	53,997	21,132	↑ LO1	1,509		
-50-4				50,949	54,018		↓ LO1			
-75-4										
-100-4										
-125-4										
86,000 mm							44			
ABFA , CV24 , CVF5 , CVFF , CVR5 , CVRA , CVRB , CVRC , CY14 , CY24 , CYF4 , CYF5 , CYFA , CYFB , CYFC , CYFD , CYFF , CYFG , CYR5 , CYRA , CYRB , CYRC , D3FA , D5BA , D6BA , DRF4 , DRF5 , DRFA , DRFB , DRFC , DRFD , DRFE , DRFF , DRFG , DRR5 , DRRR , DRRB , DRRC , F3FA , FIFA , FMBA , GBVAJQJ , GBVAJQW , HJBA , HJBB , HJBC , N7BA , N7BB , P8FA , P8FB , PGFA , PGFB , QJBA , QJBB , QJBC , QJBD , QVFA , QWFA , SDBA , SRFA , SRFB , SRFC , SRFD , SRFE , UHFA , UHFB , UHFC , UHR5 , USF6 , USR6 , USRA , USB , UYR6 ,										
402102-00-4 5 pairs										
-25-4	1	HL	AL	69,940	74,520	19,580	↑ O2G	2,250	1 pair	
-50-4				69,940	74,520		↓			
	2,4,5	HL	AL	64,940	69,520	24,080	↑ O2G	2,250	3 pairs	
				64,940	69,520	↓ 23,280	↓			
	3	FL	AL	69,940	74,520	30,150	↑ O2G	2,250	1 pair	
		↓ HL		69,940	74,520	↓ 23,280	↓			
432106-00-4 4 pairs										
-25-4	1-4	PL	CU3	52,980	55,996	24,450		1,487		
-50-4				53,000	56,016					
86,000 mm							45			
F2Y4										
435304-00-4 4 pairs										
-25-4	1-4	PL	AL	50,934	53,997	21,132	↑ LO1	1,509		
-50-4				50,949	54,018		↓ LO1			
-75-4										
-100-4										
-125-4										
86,000 mm							46			
GBVAJPF										
402102-00-4 5 pairs										
-25-4	1	HL	AL	69,940	74,520	19,580	↑ O2G	2,250	1 pair	
-50-4				69,940	74,520		↓			
	2,4,5	HL	AL	64,940	69,520	24,080	↑ O2G	2,250	3 pairs	
				64,940	69,520	↓ 23,280	↓			
	3	FL	AL	69,940	74,520	30,150	↑ O2G	2,250	1 pair	
		↓ HL		69,940	74,520	↓ 23,280	↓			
403701-00-4 5 pairs										
-30-4	1-5	HL	AL	59,981	63,731	20,290	↑ LO1G	1,845		
-50-4				60,000	63,750		↓ L			
-80-4										
-100-4										
432106-00-4 4 pairs										
-25-4	1-4	PL	CU3	52,980	55,996	24,450		1,487		
-50-4				53,000	56,016					



87,500 mm **47**

AOBA , AOBC , AODA , AODB , AODE , AOWA , AOWB , CJBA , CJBB , N4JB , TBBA , TBBA , TBBA , TBBA , TBWA , TBWB ,

402112-00-4 5 pairs										
-25-4	1,2,4,5	HL	AL	51,980	57,020	19,000	↑	O2G	2,500	4 pairs
-50-4				52,000	57,040		↓			
	3	FL ↓ HL	AL	51,980 52,000	57,020 57,040	25,850 ↓ 19,000	↑	O2G	2,500	1 pair
432117-00-4 4 pairs										
-25-4	1-4	PL	AL	46,980	50,025	16,800			1,500	
-50-4				47,000	50,045					

87,500 mm **48**

SEBA , SEWA ,

402112-00-4 5 pairs										
-25-4	1,2,4,5	HL	AL	51,980	57,020	19,000	↑	O2G	2,500	4 pairs
-50-4				52,000	57,040		↓			
	3	FL ↓ HL	AL	51,980 52,000	57,020 57,040	25,850 ↓ 19,000	↑	O2G	2,500	1 pair

87,500 mm **49**

SYDA

402112-00-4 5 pairs										
-25-4	1,2,4,5	HL	AL	51,980	57,020	19,000	↑	O2G	2,500	4 pairs
-50-4				52,000	57,040		↓			
	3	FL ↓ HL	AL	51,980 52,000	57,020 57,040	25,850 ↓ 19,000	↑	O2G	2,500	1 pair
432102-00-4 4 pairs										
-25-4	1-4	PL	AL	46,890	49,890	20,100	↑	L	1,475	
-50-4				46,910	49,910		↓	L		
-75-4										
-100-4										
432117-00-4 4 pairs										
-25-4	1-4	PL	AL	46,980	50,025	16,800			1,500	
-50-4				47,000	50,045					

88,000 mm **50**

T1GA

401103-00-4 5 pairs										
-25-4	1-5	HL	AL	49,962	53,655	19,900	↑	LO1G	1,833	
-30-4				49,981	53,674		↓			
-50-4										
-80-4										
411102-00-1 1 pair										
-10-1		AS	AL	55,200	71,350		↑	L G	2,480	
-15-1				55,480	71,700		↓	L G		
432109-00-4 4 pairs										
-25-4	1-4	PL	AL	46,975	50,655	17,000			1,818	
-30-4				46,991	50,674					
-50-4										
-80-4										
432112-00-4 4 pairs										
-30-4	1-4	PL	CU2	46,975	50,655	17,000			1,818	
-50-4				46,991	50,674					
-80-4										
442101-00-4 4 pairs										
	1-4	PB	CU2	26,000	29,000	19,980	↑	O1G	1,700	
				26,000	29,021		↓			



89,600 mm											51
E5FA											
402112-00-4 5 pairs											
-25-4	1,2,4,5	HL	AL	51,980	57,020	19,000	↑	O2G	2,500	4 pairs	
-50-4				52,000	57,040		↓				
	3	FL	AL	51,980	57,020	25,850	↑	O2G	2,500	1 pair	
		↓ HL		52,000	57,040	↓ 19,000	↓				
89,900 mm											52
D2FA , D2FB , D2FE , D4FA , DOFA , F4FA , FXFA , H9FA , H9FB , H9FD , JXFA , JXFC , PHFA , PHFC ,											
402102-00-4 5 pairs											
-25-4	1	HL	AL	69,940	74,520	19,580	↑	O2G	2,250	1 pair	
-50-4				69,940	74,520		↓				
	2,4,5	HL	AL	64,940	69,520	24,080	↑	O2G	2,250	3 pairs	
				64,940	69,520	↓ 23,280	↓				
	3	FL	AL	69,940	74,520	30,150	↑	O2G	2,250	1 pair	
		↓ HL		69,940	74,520	↓ 23,280	↓				
432106-00-4 4 pairs											
-25-4	1-4	PL	CU3	52,980	55,996	24,450			1,487		
-50-4				53,000	56,016						
90,480 mm											53
4AE											
402103-00-4 5 pairs											
-25-4	1,2,4	HL	AL	69,990	74,000	23,130	↑	LO1G	1,972	3 pairs	
-50-4				70,000	74,010		↓	L			
	3	HL	AL	69,990	74,000	27,000	↑	LO1G	1,972	1 pair	
				70,000	74,010		↓	L G			
	5	HL	AL	76,990	81,000	22,000	↑	LO1	1,972	1 pair	
				77,000	81,010		↓	LO1			
432105-00-4 4 pairs											
-25-4	1-4	PL	AL	59,980	63,506	26,110	↑	L	1,738		
-50-4				60,000	63,520		↓	L			
91,100 mm											54
4D56-T											
408703-00-4 5 pairs											
-25-4	1-5	HL	AL	65,979	69,999	24,993	↑	LO2G	1,986		
-50-4				65,999	70,020		↓	L			
418706-00-1 1 pair											
-10-1	1	AS	AL	72,000	90,000		↑	G	2,480		
				72,000	90,000		↓	G			
438703-00-4 4 pairs											
-25-4	1-4	PL	AL	52,980	56,020	25,130	↑	L	1,493		
-50-4				52,980	56,020		↓	L			
-75-4											
91,100 mm											55
4D55-T , 4D56 (8V) ,											
408701-00-4 5 pairs											
-25-4	1,2,4,5	HL	AL	65,979	69,999	25,130	↑	LO2G	1,990	4 pairs	
-50-4				65,999	70,020		↓	L			
-75-4	3	FL	AL	65,979	69,999	30,950	↑	LO2	1,990	1 pair	
				65,999	70,020		↓	LO2			
438703-00-4 4 pairs											
-25-4	1-4	PL	AL	52,980	56,020	25,130	↑	L	1,493		
-50-4				52,980	56,020		↓	L			
-75-4											



Type

91,100 mm

56

G54B

438703-00-4										4 pairs
-25-4	1-4	PL	AL	52,980	56,020	25,130	↑ L		1,493	
-50-4				52,980	56,020		↓ L			
-75-4										

93,000 mm

57

BRC , BRD , BRE , BRF ,

405021-00-4										5 pairs
-25-4	1-5	HL	AL	53,958	59,000	18,500	↑ LO1G		2,501	
-50-4				53,978	59,012		↓ L			

93,000 mm

58

BRT

405021-00-4										5 pairs
-25-4	1-5	HL	AL	53,958	59,000	18,500	↑ LO1G		2,501	
-50-4				53,978	59,012		↓ L			
415001-00-2										2 pairs
-10-2		AS	AL	59,500	72,950		↑ G		1,975	
-20-2				59,750	73,200		↓ L G			

93,000 mm

59

WL-T

408502-00-4										5 pairs
-25-4	1-5	HL	AL	66,945	71,000	22,600	↑ LO1G		2,006	
-50-4				66,955	71,019		↓ L			
-75-4										
-100-4										
438502-00-4										4 pairs
-25-4	1-4	PL	AL	54,945	58,000	23,600	↑ L		1,507	
-50-4				54,955	58,016		↓ L			
-75-4										
-100-4										

93,670 mm

60

4AA

402106-00-4										5 pairs
-25-4	1,2,4	HL	AL	69,990	74,000	23,130	↑ LO1G		1,972	3 pairs
-50-4				70,000	74,010		↓ LO1G			
	3	HL	AL	69,990	74,000	27,000	↑ LO1G		1,972	1 pair
				70,000	74,010		↓ LO1G			
	5	HL	AL	76,990	81,000	22,130	↑ LO1		1,972	1 pair
				77,000	81,010		↓ LO1			
432105-00-4										4 pairs
-25-4	1-4	PL	AL	59,980	63,506	26,110	↑ L		1,738	
-50-4				60,000	63,520		↓ L			

93,670 mm

61

4EA , 4ED , 4GA , 4GB , 4GC , 4GD ,

402103-00-4										5 pairs
-25-4	1,2,4	HL	AL	69,990	74,000	23,130	↑ LO1G		1,972	3 pairs
-50-4				70,000	74,010		↓ L			
	3	HL	AL	69,990	74,000	27,000	↑ LO1G		1,972	1 pair
				70,000	74,010		↓ L G			
	5	HL	AL	76,990	81,000	22,000	↑ LO1		1,972	1 pair
				77,000	81,010		↓ LO1			



93,670 mm										62
4AB, 4BA, 4CA, 4DA, 4HA, 4HB,										
402103-00-4										5 pairs
-25-4	1,2,4	HL	AL	69,990	74,000	23,130	↑ LO1G	1,972	3 pairs	
-50-4				70,000	74,010		↓ L			
	3	HL	AL	69,990	74,000	27,000	↑ LO1G	1,972	1 pair	
				70,000	74,010		↓ L G			
	5	HL	AL	76,990	81,000	22,000	↑ LO1	1,972	1 pair	
				77,000	81,010		↓ LO1			
432105-00-4										4 pairs
-25-4	1-4	PL	AL	59,980	63,506	26,110	↑ L	1,738		
-50-4				60,000	63,520		↓ L			
93,700 mm										63
4EB, 4EC, 4GE, 4GF,										
402103-00-4										5 pairs
-25-4	1,2,4	HL	AL	69,990	74,000	23,130	↑ LO1G	1,972	3 pairs	
-50-4				70,000	74,010		↓ L			
	3	HL	AL	69,990	74,000	27,000	↑ LO1G	1,972	1 pair	
				70,000	74,010		↓ L G			
	5	HL	AL	76,990	81,000	22,000	↑ LO1	1,972	1 pair	
				77,000	81,010		↓ LO1			
93,700 mm										64
4BC, 4FB, 4FC, 4FD, 4HC, 4HD,										
402103-00-4										5 pairs
-25-4	1,2,4	HL	AL	69,990	74,000	23,130	↑ LO1G	1,972	3 pairs	
-50-4				70,000	74,010		↓ L			
	3	HL	AL	69,990	74,000	27,000	↑ LO1G	1,972	1 pair	
				70,000	74,010		↓ L G			
	5	HL	AL	76,990	81,000	22,000	↑ LO1	1,972	1 pair	
				77,000	81,010		↓ LO1			
432105-00-4										4 pairs
-25-4	1-4	PL	AL	59,980	63,506	26,110	↑ L	1,738		
-50-4				60,000	63,520		↓ L			
94,000 mm										65
4CC, 4FA,										
402103-00-4										5 pairs
-25-4	1,2,4	HL	AL	69,990	74,000	23,130	↑ LO1G	1,972	3 pairs	
-50-4				70,000	74,010		↓ L			
	3	HL	AL	69,990	74,000	27,000	↑ LO1G	1,972	1 pair	
				70,000	74,010		↓ L G			
	5	HL	AL	76,990	81,000	22,000	↑ LO1	1,972	1 pair	
				77,000	81,010		↓ LO1			
432105-00-4										4 pairs
-25-4	1-4	PL	AL	59,980	63,506	26,110	↑ L	1,738		
-50-4				60,000	63,520		↓ L			



94,000 mm								66	
SFA, SFB, STP, STR, XD3P, XD3T, YTR, YTT,									
402101-00-4								5 pairs	
-30-4	1,3,5	HL	AL	59,994	63,737	30,000	↑ L O2G	1,837	3 pairs
-50-4				60,021	63,750		↓ L		
-80-4									
-100-4	2,4	HL	AL	59,994	63,737	24,000	↑ L O1G	1,837	2 pairs
				60,021	63,750		↓ L		
432101-00-4								4 pairs	
-30-4	1-4	PL	AL	54,994	58,737	29,000	↑ L	1,838	
-50-4				55,021	58,750		↓ L		
-80-4									
-100-4									
96,000 mm								67	
TD 27 T, TD27E, TD27,									
409001-00-4								5 pairs	
-25-4	1-5	HL	CU3	70,900	74,975	26,000	↑ L O2G	2,000	
-50-4				70,925	75,000		↓ L		
419001-00-2								2 pairs	
	1-2	AS	AL	78,700	93,700		↑ G	2,325	
				78,700	93,700		↓ L G		
439001-00-4								4 pairs	
-25-4	1-4	PL	CU2	56,926	59,987	26,000	↑ L	1,513	
-50-4				56,987	60,000		↓ L		
96,000 mm								68	
WEAT									
438504-00-4								4 pairs	
-25-4	1-4	PL	CU2	60,020	58,260	23,600	↑ L	1,505	
-50-4				60,020	58,260		↓ L		
-75-4									
114,000 mm								69	
6 CTA 8.3									
400803-00-6								7 pairs	
-25-6	1,2,3,5,6,7	HL	AL	97,988	104,980	32,100	↑ L O2G	3,452	6 pairs
-50-6				98,013	105,018		↓ L		
	4	FL	AL	97,988	104,980	43,000	↑ L O2G	3,452	1 pair
				98,013	105,018		↓		
430803-00-6								6 pairs	
-25-6	1-6	PL	CU3	75,987	80,988	38,100	↑ L	2,470	
-50-6				76,012	81,013		↓ L		
440801-00-6								6 pairs	
	1-6	PB	CU2	44,994	48,986	27,000	↑ O1G	2,200	
				45,000	49,012	↓ 45,250	↓		
460801-00-7								7 pairs	
	1-7	NWL	CU2	59,990	63,983	25,250	↑ O2G	1,970	
				60,013	64,008		↓ O2G		



FORD AUSTRALIA

CAPRI Cabriolet (SA, SB, SC, SE) 1.6 16V	B6 (DOHC 16 V)	09.89 - 07.94	1598	B	77 kW	431	7
CAPRI Cabriolet (SA, SB, SC, SE) 1.6 8V	B6 (8 V)	09.89 - 10.90	1598	B	61 kW	431	7
CAPRI Cabriolet (SA, SB, SC, SE) 1.6 Turbo	B6T	09.89 - 07.94	1598	B	100 kW	431	7
COURIER Pick-up (PC) 2.0	FE	06.85 - 09.91	1998	B	84 kW	434	19
COURIER Pick-up (PC) 2.0	FE	12.89 - 12.92	1998	B	92 kW	434	19
COURIER Pick-up (PC) 2.2 D	R2	06.85 - 04.96	2184	D	47 kW	434	22
COURIER Pick-up (PC) 2.2	F2 (12 V)	01.89 - 06.93	2184	B	68 kW	434	19
COURIER Pick-up (PC) 2.6 4x4	4G54	05.87 - 11.92	2555	B	73 kW	435	28
COURIER Pritsche/Fahrgestell (PC) 2.0	FE	01.88 - 12.89	1998	B	84 kW	434	19
COURIER Pritsche/Fahrgestell (PC) 2.0	FE	12.89 - 12.92	1998	B	92 kW	434	19
COURIER Pritsche/Fahrgestell (PC) 2.2 D	R2	01.88 - 04.96	2184	D	47 kW	434	22
COURIER Pritsche/Fahrgestell (PC) 2.2	F2 (12 V)	01.89 - 06.93	2184	B	68 kW	434	19
ECONOVAN Kasten (JG) 2.0	FE	06.97 - 01.00	1998	B	63 kW	434	19
ECONOVAN Kasten (JH) 1.8 i	F8 (8 V)	03.03 - 07.06	1789	B	67 kW	434	19
ECONOVAN Kasten (JH) 2.0 i	FE	01.00 - 02.03	1998	B	63 kW	434	19
ECONOVAN Kasten (JH) 2.0 i	FE	03.03 - 07.06	1998	B	71 kW	434	19
ECONOVAN Kasten 1.8	F8 (8 V)	04.84 - 05.97	1789	B	59 kW	434	19
ECONOVAN Kasten 2.0 4x4	FE	03.86 - 02.88	1998	B	63 kW	434	19
ECONOVAN Kasten 2.0	FE	04.85 - 05.97	1998	B	63 kW	434	19
ECONOVAN Kasten 2.2 D	R2	04.84 - 05.97	2184	D	47 kW	434	22
ECONOVAN Pritsche/Fahrgestell (JG) 2.0	FE	06.97 - 01.00	1998	B	63 kW	434	19
ECONOVAN Pritsche/Fahrgestell 2.0	FE	04.85 - 12.93	1998	B	63 kW	434	19
ECONOVAN Pritsche/Fahrgestell 2.2 D	R2	01.90 - 05.97	2184	D	47 kW	434	22
ESCAPE (ZG) 2.0 TDCi AWD	T8MA	09.16 - 03.20	1997	D	132 kW	433	16
ESCAPE (ZG) 2.0 TDCi AWD	T8MB	09.16 - 03.20	1997	D	132 kW	433	17
FESTIVA (WA) 1.3	B3	10.91 - 03.94	1324	B	46 kW	430	1
FESTIVA (WB) 1.3 i	B3	04.94 - 12.97	1324	B	47 kW	430	1
FESTIVA (WD) 1.3 i	B3	01.97 - 12.97	1324	B	47 kW	430	1
FESTIVA (WD) 1.5 i	B5 (16 V)	01.97 - 12.97	1498	B	67 kW	431	6
FESTIVA (WF) 1.3 i	B3	01.98 - 04.01	1324	B	47 kW	430	1
FESTIVA (WF) 1.5 i	B5 (8 V)	01.98 - 12.01	1498	B	56 kW	431	6
FIESTA Schrägheck (WP, WQ) 1.6 i	FYJA	04.04 - 12.08	1596	B	74 kW	431	8
FIESTA Schrägheck (WP, WQ) 1.6 i	FYJB	04.04 - 12.08	1596	B	74 kW	431	8
FIESTA Schrägheck (WP, WQ) 2.0 i XR4	N4JB	06.07 - 03.09	1999	B	110 kW	434	24
FIESTA Schrägheck (WS) 1.4 i	SPJA	10.09 - 12.10	1388	B	71 kW	430	4
FIESTA Schrägheck (WS) 1.6 TDCi	HHJD	01.09 - 12.10	1560	D	66 kW	430	2
FIESTA Schrägheck (WS) 1.6 TDCi	T3JA	02.10 - 12.10	1560	D	70 kW	430	3
FIESTA Schrägheck (WS) 1.6 TDCi	TZJA	02.10 - 12.10	1560	D	70 kW	430	3
FIESTA Schrägheck (WS) 1.6 TDCi	TZJB	02.10 - 12.10	1560	D	70 kW	430	3
FIESTA Schrägheck (WS) 1.6 i	HXJA	10.08 - 12.10	1596	B	88 kW	431	9
FIESTA Schrägheck (WT) 1.6 TD	HHJC	10.10 - 12.12	1560	D	66 kW	430	2
FIESTA Schrägheck (WT) 1.6 i	HXJA	10.10 - 12.12	1596	B	89 kW	431	9
FIESTA Schrägheck (WZ) 1.6 ST	JTJA	09.13	1596	B	134 kW	431	9
FIESTA Schrägheck (WZ) 1.6 ST	JTJB	09.13	1596	B	134 kW	431	9
FIESTA Stufenheck (WT) 1.6 TD	HHJC	10.10 - 12.12	1560	D	66 kW	430	2
FIESTA Stufenheck (WT) 1.6 i	HXJA	10.10 - 12.12	1596	B	89 kW	431	9
FOCUS Cabriolet (LT) 2.0 i	AODB	12.07 - 03.09	1999	B	107 kW	434	23
FOCUS Schrägheck (LR) 1.8 i	EYDE	09.02 - 04.05	1796	B	85 kW	431	10
FOCUS Schrägheck (LR) 2.0 i	EDDB	09.02 - 04.05	1988	B	96 kW	432	13
FOCUS Schrägheck (LT) 2.0 TDCi	G6DA	07.07 - 03.09	1997	D	100 kW	433	17
FOCUS Schrägheck (LT) 2.0 i	AODB	07.07 - 03.09	1999	B	107 kW	434	23
FOCUS Schrägheck (LV) 2.0 TDCi	G6DA	03.09 - 08.11	1997	D	100 kW	433	17
FOCUS Schrägheck (LV) 2.0 i	AODB	03.09 - 08.11	1999	B	107 kW	434	23
FOCUS Schrägheck (LW) 2.0 TDCi	TXDB	08.11 - 07.15	1997	D	120 kW	433	17
FOCUS Schrägheck (LW) 2.0 TDCi	TXDB	09.14 - 06.15	1997	D	110 kW	433	17
FOCUS Stufenheck (LR) 1.8 i	EYDE	09.02 - 04.05	1796	B	85 kW	431	10
FOCUS Stufenheck (LR) 2.0 i	EDDB	09.02 - 04.05	1988	B	96 kW	432	13
FOCUS Stufenheck (LS, LT) 2.0 i	AODB	05.05 - 03.09	1999	B	107 kW	434	23
FOCUS Stufenheck (LV) 2.0 TDCi	G6DA	03.09 - 08.11	1997	D	100 kW	433	17
FOCUS Stufenheck (LV) 2.0 i	AODB	03.09 - 08.11	1999	B	107 kW	434	23
FOCUS Stufenheck (LW) 2.0 TDCi	TXDB	08.11 - 07.15	1997	D	120 kW	433	17
KUGA (TF) 1.6 EcoBoost AWD	JTMA	04.13 - 11.14	1596	B	134 kW	431	8









			ccm		kw		1 POS
KUGA (TF) 1.6 EcoBoost	JQMA	04.13 - 11.14	1596	B	110 kW	431	9
KUGA (TF) 1.6 EcoBoost	JQMB	04.13 - 11.14	1596	B	110 kW	431	9
KUGA (TF) 2.0 D AWD (BK)	TXMA	04.13 - 11.14	1997	D	120 kW	433	17
LASER Kombi (KE) 1.6 i	B6 (8 V)	10.87 - 04.90	1598	B	61 kW	431	7
LASER Kombi (KE) 1.6	B6 (8 V)	03.87 - 12.94	1598	B	54 kW	431	7
LASER Kombi (KE) 1.6	B6 (8 V)	10.87 - 04.90	1598	B	53 kW	431	7
LASER Schrägheck (KA) 1.3	E3	03.81 - 02.83	1296	B	49 kW	430	5
LASER Schrägheck (KA) 1.5 Sport	E5	03.81 - 02.83	1490	B	58 kW	430	5
LASER Schrägheck (KA) 1.5	E5	03.81 - 02.83	1490	B	54 kW	430	5
LASER Schrägheck (KB) 1.3	E3	03.83 - 09.85	1296	B	49 kW	430	5
LASER Schrägheck (KB) 1.5	E5	03.83 - 09.85	1490	B	54 kW	430	5
LASER Schrägheck (KB) 1.5	E5	03.83 - 09.85	1490	B	59 kW	430	5
LASER Schrägheck (KC) 1.3	E3	10.85 - 09.87	1296	B	49 kW	430	5
LASER Schrägheck (KC) 1.6 i TX3	B6 (8 V)	10.85 - 09.87	1598	B	61 kW	431	7
LASER Schrägheck (KC) 1.6	B6 (8 V)	10.85 - 09.87	1598	B	53 kW	431	7
LASER Schrägheck (KE) 1.3	E3	10.87 - 03.89	1296	B	49 kW	430	5
LASER Schrägheck (KE) 1.6 TX3 Turbo AWD	B6T	10.87 - 04.90	1598	B	100 kW	431	7
LASER Schrägheck (KE) 1.6 TX3 Turbo	B6T	10.87 - 04.90	1598	B	100 kW	431	7
LASER Schrägheck (KE) 1.6 TX3	B6 (8 V)	10.87 - 04.90	1598	B	61 kW	431	7
LASER Schrägheck (KE) 1.6	B6 (8 V)	10.87 - 04.90	1598	B	53 kW	431	7
LASER Schrägheck (KF) 1.6	B6 (SOHC 16 V)	03.90 - 09.91	1598	B	64 kW	431	7
LASER Schrägheck (KF) 1.8 i TX3	BP (DOHC)	03.90 - 09.91	1840	B	92 kW	431	11
LASER Schrägheck (KF) 1.8 i	BP (DOHC)	03.90 - 09.91	1840	B	76 kW	431	11
LASER Schrägheck (KF) 1.8 i	BP (SOHC)	03.90 - 09.91	1840	B	76 kW	431	11
LASER Schrägheck (KH) 1.6	B6 (SOHC 16 V)	10.91 - 10.94	1598	B	64 kW	431	7
LASER Schrägheck (KH) 1.8 i	BP (DOHC)	10.91 - 10.94	1840	B	76 kW	431	11
LASER Schrägheck (KH) 1.8 i	BP (DOHC)	10.92 - 10.94	1840	B	92 kW	431	11
LASER Schrägheck (KH) 1.8 i	BP (SOHC)	10.91 - 10.94	1840	B	76 kW	431	11
LASER Schrägheck (KJ, KL) 1.6 i	B6 (DOHC 16 V)	10.94 - 03.99	1598	B	80 kW	431	7
LASER Schrägheck (KJ, KL) 1.8 i	BP (DOHC)	10.94 - 03.99	1840	B	92 kW	431	11
LASER Schrägheck (KJ, KL) 1.8 i	BP (DOHC)	01.95 - 03.99	1840	B	90 kW	431	11
LASER Schrägheck (KN) 1.6 i	B6 (DOHC 16 V)	02.99 - 12.99	1598	B	77 kW	431	7
LASER Schrägheck (KN) 1.8 i	BP (DOHC)	03.99 - 04.01	1840	B	92 kW	431	11
LASER Stufenheck (KE) 1.6 Efi	B6 (8 V)	10.87 - 04.90	1598	B	61 kW	431	7
LASER Stufenheck (KE) 1.6	B6 (8 V)	10.87 - 03.89	1598	B	53 kW	431	7
LASER Stufenheck (KE) 1.6	B6 (8 V)	10.87 - 03.89	1598	B	54 kW	431	7
LASER Stufenheck (KF) 1.6	B6 (SOHC 16 V)	03.90 - 09.91	1598	B	64 kW	431	7
LASER Stufenheck (KF) 1.8	BP (DOHC)	03.90 - 09.91	1840	B	76 kW	431	11
LASER Stufenheck (KF) 1.8	BP (SOHC)	03.90 - 09.91	1840	B	76 kW	431	11
LASER Stufenheck (KH) 1.6	B6 (SOHC 16 V)	10.91 - 10.94	1598	B	64 kW	431	7
LASER Stufenheck (KH) 1.8 i	BP (DOHC)	10.91 - 10.94	1840	B	76 kW	431	11
LASER Stufenheck (KH) 1.8 i	BP (SOHC)	10.91 - 10.94	1840	B	76 kW	431	11
LASER Stufenheck (KJ, KL) 1.6 i	B6 (DOHC 16 V)	10.94 - 03.99	1598	B	80 kW	431	7
LASER Stufenheck (KJ, KL) 1.6 i	B6 (DOHC 16 V)	01.95 - 03.99	1598	B	79 kW	431	7
LASER Stufenheck (KJ, KL) 1.8 i	BP (DOHC)	10.94 - 03.99	1840	B	92 kW	431	11
LASER Stufenheck (KJ, KL) 1.8 i	BP (DOHC)	01.95 - 03.99	1840	B	90 kW	431	11
LASER Stufenheck (KN) 1.6 i	B6 (DOHC 16 V)	02.99 - 12.99	1598	B	77 kW	431	7
LASER Stufenheck (KN) 1.8 i	BP (DOHC)	03.99 - 04.01	1840	B	92 kW	431	11
MAVERICK Geländewagen geschlossen (DA) 4.2 TD	TD42	02.88 - 03.94	4169	D	75 kW	436	34
MAVERICK Pick-up (DA) 4.2 TD	TD42	02.88 - 03.94	4169	D	75 kW	436	34
MAVERICK Pritsche/Fahrgestell (DA) 4.2 TD	TD42	02.88 - 03.94	4169	D	75 kW	436	34
METEOR Kombi (GC) 1.6	B6 (8 V)	03.86 - 09.87	1598	B	53 kW	431	7
METEOR Stufenheck (GA, GB) 1.5	E5	04.82 - 09.85	1490	B	54 kW	430	5
METEOR Stufenheck (GA, GB) 1.5	E5	04.82 - 09.85	1490	B	59 kW	430	5
METEOR Stufenheck (GC) 1.6 EFI	B6 (8 V)	10.85 - 09.87	1598	B	61 kW	431	7
METEOR Stufenheck (GC) 1.6	B6 (8 V)	10.85 - 09.87	1598	B	53 kW	431	7
MONDEO Kombi (HB, HC, HA) 2.0 i (HA, HB)	NGA	07.95 - 12.98	1988	B	97 kW	432	13
MONDEO Kombi (HB, HC, HA) 2.0 i (HC)	NGA	07.95 - 12.98	1988	B	94 kW	432	13
MONDEO Kombi (MB, MC) 2.0 TDCi	QXBA	06.10 - 01.15	1997	D	103 kW	433	17
MONDEO Kombi (MB, MC) 2.0 TDCi	QXBB	06.10 - 01.15	1997	D	103 kW	433	17
MONDEO Kombi (MB, MC) 2.0 TDCi	TXBA	06.10 - 01.15	1997	D	120 kW	433	17
MONDEO Kombi (MB, MC) 2.0 TDCi	TXBB	06.10 - 01.15	1997	D	120 kW	433	17



FORD AUSTRALIA

MONDEO Kombi (MB, MC) 2.0 TDCi	UFBA	06.10 - 01.15	1997	D	103 kW	433	17
MONDEO Kombi (MB, MC) 2.0 TDCi	UFBB	06.10 - 01.15	1997	D	103 kW	433	17
MONDEO Kombi (MD) 2.0 TDCi	T8CC	09.14 - 12.19	1997	D	132 kW	433	17
MONDEO Schrägheck (HA, HB, HC) 2.0	NGA	07.95 - 02.00	1988	B	96 kW	432	13
MONDEO Schrägheck (HA, HB, HC) 2.0	NGA	12.96 - 02.00	1988	B	94 kW	432	13
MONDEO Schrägheck (HE) 2.0	NGA	02.00 - 04.01	1988	B	94 kW	432	13
MONDEO Schrägheck (MA, MB, MC) 2.0 TDCi	AZBA	03.07 - 01.15	1997	D	103 kW	432	14
MONDEO Schrägheck (MA, MB, MC) 2.0 TDCi	AZBA	03.07 - 07.09	1997	D	96 kW	432	14
MONDEO Schrägheck (MA, MB, MC) 2.0 TDCi	TXBB	07.09 - 01.15	1997	D	120 kW	433	17
MONDEO Schrägheck (MA, MB, MC) 2.0 TDCi	TXDB	07.09 - 01.15	1997	D	120 kW	433	17
MONDEO Schrägheck (MD) 2.0 TDCi	T8CC	09.14 - 12.19	1997	D	132 kW	433	17
MONDEO Stufenheck (HA, HB, HC, HD) 2.0 (HA, HB, HC)	NGA	07.95 - 02.00	1988	B	97 kW	432	13
MONDEO Stufenheck (HA, HB, HC, HD) 2.0	NGA	12.96 - 02.00	1988	B	94 kW	432	13
MONDEO Stufenheck (HE) 2.0 (HE)	NGA	02.00 - 04.01	1988	B	94 kW	432	13
MONDEO Stufenheck (MA, MB, MC) 2.0 TDCi	AZBA	03.07 - 01.15	1997	D	96 kW	432	14
RANGER Pick-up (PX) 2.2 TDCi 4x4	GBVAJQW	01.12 - 05.22	2198	D	92 kW	434	21
RANGER Pick-up (PX) 2.2 TDCi	GBVAJQW	01.14 - 05.22	2198	D	92 kW	434	21
RANGER Pick-up (PX) 2.2 TDi 4x4	GBVAJQJ	11.11 - 06.15	2198	D	110 kW	434	20
RANGER Pick-up (PX) 2.2 TDi	GBVAJQJ	11.11 - 06.15	2198	D	110 kW	434	20
RANGER Pritsche/Fahrgestell (PX) 2.2 TDi 4x4	GBVAJQJ	11.11 - 06.15	2198	D	110 kW	434	20
RANGER Pritsche/Fahrgestell (PX) 2.2 TDi	GBVAJQJ	11.11 - 06.15	2198	D	110 kW	434	20
SPECTRON Bus 1.8	F8 (12 V)	05.84 - 12.89	1789	B	59 kW	434	19
SPECTRON Bus 2.0 4x4	FE	03.86 - 04.90	1998	B	63 kW	434	19
SPECTRON Bus 2.0	FE	03.86 - 04.90	1998	B	63 kW	434	19
TELSTAR Schrägheck (AR) 2.0 TX5	FE	05.83 - 08.85	1998	B	70 kW	434	19
TELSTAR Schrägheck (AS) 2.0 TX5 EFi Turbo	FET	02.86 - 10.87	1998	B	87 kW	434	19
TELSTAR Schrägheck (AS) 2.0 TX5	FE	09.85 - 10.87	1998	B	70 kW	434	19
TELSTAR Schrägheck (AT) 2.0 TX5	FE	11.87 - 09.89	1998	B	70 kW	434	19
TELSTAR Schrägheck (AT) 2.2	F2 (12 V)	11.87 - 09.89	2184	B	85 kW	434	19
TELSTAR Schrägheck (AV) 2.2 TX5 EFi	F2 (12 V)	01.90 - 01.92	2184	B	86 kW	434	19
TELSTAR Stufenheck (AR) 2.0 TX5	FE	05.83 - 08.85	1998	B	70 kW	434	19
TELSTAR Stufenheck (AS) 2.0 TX5	FE	09.85 - 10.87	1998	B	70 kW	434	19
TELSTAR Stufenheck (AT) 1.8	F8 (8 V)	11.87 - 07.91	1789	B	66 kW	434	19
TELSTAR Stufenheck (AT) 2.0	FE	11.87 - 09.89	1998	B	70 kW	434	19
TELSTAR Stufenheck (AT) 2.2	F2 (12 V)	11.87 - 09.89	2184	B	85 kW	434	19
TOURNEO CUSTOM Bus 2.2 TDCi	CVFF	05.14	2198	D	114 kW	433	18
TRANSIT Bus (VF, VG) 2.5 TD	4EB	07.94 - 03.00	2496	D	74 kW	436	31
TRANSIT Bus (VF, VG) 2.5 TD	4ED	08.97 - 03.00	2496	D	85 kW	436	30
TRANSIT Bus (VF, VG) 2.5 TD	4GF	01.95 - 03.00	2496	D	63 kW	436	31
TRANSIT Bus (VH, VJ) 2.4 D	D2FA	01.00 - 09.06	2402	D	66 kW	435	25
TRANSIT Bus (VH, VJ) 2.4 D	D4FA	01.00 - 09.06	2402	D	88 kW	435	25
TRANSIT Bus (VH, VJ) 2.4 D	DOFA	07.01 - 09.06	2402	D	92 kW	435	25
TRANSIT Bus (VH, VJ) 2.4 D	F4FA	01.00 - 09.06	2402	D	55 kW	435	25
TRANSIT Bus (VH, VJ) 2.4 D	FXFA	03.04 - 09.06	2402	D	85 kW	435	25
TRANSIT Bus (VH, VJ) 2.4 D	H9FA	03.04 - 09.06	2402	D	101 kW	435	25
TRANSIT Bus (VM) 2.2 TDCi RWD	CVRA	10.11 - 12.14	2198	D	114 kW	433	18
TRANSIT Bus (VM) 2.2 TDCi RWD	CVRB	10.11 - 12.14	2198	D	114 kW	433	18
TRANSIT Bus (VM) 2.2 TDCi RWD	CVRC	10.11 - 12.14	2198	D	114 kW	433	18
TRANSIT Bus (VM) 2.4 TD Allrad	H9FB	11.06 - 12.14	2402	D	103 kW	435	26
TRANSIT Bus (VM) 2.4 TD	H9FB	07.06 - 12.14	2402	D	103 kW	435	26
TRANSIT Bus (VM) 2.4 TD	JXFA	07.06 - 12.14	2402	D	85 kW	435	26
TRANSIT Bus (VM) 2.4 TD	PHFC	07.06 - 12.14	2402	D	74 kW	435	26
TRANSIT CUSTOM Kasten (VN) 2.2 TDCi	CYF4	09.13 - 04.16	2198	D	92 kW	433	18
TRANSIT CUSTOM Kasten (VN) 2.2 TDCi	CYFF	09.13 - 04.16	2198	D	92 kW	433	18
TRANSIT Kasten (VF, VG, VE) 2.5 D	4DA	06.94 - 12.96	2496	D	59 kW	436	30
TRANSIT Kasten (VH, VJ) 2.4 32757	D4FA	01.00 - 09.06	2402	D	88 kW	435	25
TRANSIT Kasten (VH, VJ) 2.4 TD	D2FA	01.00 - 09.06	2402	D	66 kW	435	25
TRANSIT Kasten (VH, VJ) 2.4 TD	DOFA	07.01 - 09.06	2402	D	92 kW	435	25
TRANSIT Kasten (VH, VJ) 2.4 TD	FXFA	05.04 - 12.06	2402	D	85 kW	435	25
TRANSIT Kasten (VH, VJ) 2.4 TD	H9FA	05.04 - 12.06	2402	D	101 kW	435	25
TRANSIT Kasten (VM) 2.2 TDCi RWD	CVRA	10.11 - 12.14	2198	D	114 kW	433	18
TRANSIT Kasten (VM) 2.2 TDCi RWD	CVRB	10.11 - 12.14	2198	D	114 kW	433	18



	 ENGINE	 00000	ccm		kW		 1 POS
TRANSIT Kasten (VM) 2.2 TDCi RWD	CVRC	10.11 - 12.14	2198	D	114 kW	433	18
TRANSIT Kasten (VM) 2.2 TDCi	SRFA	01.10 - 12.14	2198	D	85 kW	433	18
TRANSIT Kasten (VM) 2.2 TDCi	SRFB	01.10 - 12.14	2198	D	85 kW	433	18
TRANSIT Kasten (VM) 2.2 TDCi	SRFC	01.10 - 12.14	2198	D	85 kW	433	18
TRANSIT Kasten (VM) 2.2 TDCi	SRFD	01.10 - 12.14	2198	D	85 kW	433	18
TRANSIT Kasten (VM) 2.2 TDCi	SRFE	01.10 - 12.14	2198	D	85 kW	433	18
TRANSIT Kasten (VM) 2.2 TD	CYFA	01.12 - 12.14	2198	D	92 kW	433	18
TRANSIT Kasten (VM) 2.2 TD	CYFB	01.12 - 12.14	2198	D	92 kW	433	18
TRANSIT Kasten (VM) 2.2 TD	CYFC	01.12 - 12.14	2198	D	92 kW	433	18
TRANSIT Kasten (VM) 2.2 TD	QVFA	09.06 - 12.14	2198	D	81 kW	435	27
TRANSIT Kasten (VM) 2.4 D	FXFA	07.06 - 12.14	2402	D	85 kW	435	25
TRANSIT Kasten (VM) 2.4 D	PHFC	07.06 - 12.14	2402	D	74 kW	435	26
TRANSIT Kasten (VM) 2.4 TD Allrad	H9FB	11.06 - 12.14	2402	D	103 kW	435	26
TRANSIT Kasten (VM) 2.4 TD	H9FB	07.06 - 09.06	2402	D	103 kW	435	26
TRANSIT Kasten (VO) 2.2 TDCi RWD	CV24	09.14	2198	D	114 kW	433	18
TRANSIT Kasten (VO) 2.2 TDCi RWD	CVR5	09.14	2198	D	114 kW	433	18
TRANSIT Kasten (VO) 2.2 TDCi RWD	UYR6	09.14	2198	D	114 kW	433	18
TRANSIT Pritsche/Fahrgestell (VF, VG) 2.5 TD	4DA	09.91 - 08.94	2496	D	59 kW	436	30
TRANSIT Pritsche/Fahrgestell (VF, VG) 2.5 TD	4EA	09.91 - 08.94	2496	D	74 kW	435	29
TRANSIT Pritsche/Fahrgestell (VF, VG) 2.5 TD	4EB	08.94 - 03.00	2496	D	74 kW	436	31
TRANSIT Pritsche/Fahrgestell (VF, VG) 2.5 TD	4ED	05.99 - 03.00	2496	D	85 kW	436	30
TRANSIT Pritsche/Fahrgestell (VF, VG) 2.5 TD	4GF	08.94 - 03.00	2496	D	63 kW	436	31
TRANSIT Pritsche/Fahrgestell (VF, VG) 2.5 TD	4GF	11.92 - 08.94	2496	D	63 kW	436	31
TRANSIT Pritsche/Fahrgestell (VH, VJ) 2.4 D	D4FA	08.00 - 08.03	2402	D	88 kW	435	25
TRANSIT Pritsche/Fahrgestell (VH, VJ) 2.4 TD	D2FA	01.00 - 09.06	2402	D	66 kW	435	25
TRANSIT Pritsche/Fahrgestell (VH, VJ) 2.4 TD	D4FA	01.00 - 09.06	2402	D	88 kW	435	25
TRANSIT Pritsche/Fahrgestell (VH, VJ) 2.4 TD	DOFA	07.01 - 09.06	2402	D	92 kW	435	25
TRANSIT Pritsche/Fahrgestell (VH, VJ) 2.4 TD	DOFA	08.01 - 04.04	2402	D	90 kW	435	25
TRANSIT Pritsche/Fahrgestell (VH, VJ) 2.4 TD	F4FA	01.00 - 09.06	2402	D	55 kW	435	25
TRANSIT Pritsche/Fahrgestell (VH, VJ) 2.4 TD	FXFA	03.04 - 07.06	2402	D	85 kW	435	25
TRANSIT Pritsche/Fahrgestell (VH, VJ) 2.4 TD	H9FA	03.04 - 09.06	2402	D	101 kW	435	25
TRANSIT Pritsche/Fahrgestell (VM) 2.2 TDCi RWD	CVRA	10.11 - 12.14	2198	D	114 kW	433	18
TRANSIT Pritsche/Fahrgestell (VM) 2.2 TDCi RWD	CVRB	10.11 - 12.14	2198	D	114 kW	433	18
TRANSIT Pritsche/Fahrgestell (VM) 2.2 TDCi RWD	CVRC	10.11 - 12.14	2198	D	114 kW	433	18
TRANSIT Pritsche/Fahrgestell (VM) 2.4 TD Allrad	H9FB	11.06 - 12.14	2402	D	103 kW	435	26
TRANSIT Pritsche/Fahrgestell (VM) 2.4 TDCi	H9FB	07.06 - 12.14	2402	D	103 kW	435	26
TRANSIT Pritsche/Fahrgestell (VM) 2.4 TDCi	JXFA	07.06 - 12.14	2402	D	85 kW	435	26
TRANSIT Pritsche/Fahrgestell (VM) 2.4 TDCi	PHFC	07.06 - 12.14	2402	D	74 kW	435	26
TRANSIT Pritsche/Fahrgestell (VO) 2.2 TDCi RWD	CV24	09.14 - 04.18	2198	D	114 kW	433	18
TRANSIT Pritsche/Fahrgestell (VO) 2.2 TDCi RWD	CVR5	09.14 - 04.18	2198	D	114 kW	433	18
TRANSIT Pritsche/Fahrgestell (VO) 2.2 TDCi RWD	UYR6	09.14 - 04.18	2198	D	114 kW	433	18



FORD AUSTRALIA

ENGINE	ccm	kW	1 POS	ENGINE	ccm	kW	1 POS
4AB	93,670	4	2496	50 - 52 kW	D	436	30
4BA	93,670	4	2496	52 kW	D	436	30
4BC	93,700	4	2496	51 kW	D	436	32
4DA	93,670	4	2496	59 kW	D	436	30
4EA	93,670	4	2496	74 kW	D	435	29
4EB	93,700	4	2496	74 kW	D	436	31
4ED	93,670	4	2496	85 kW	D	436	30
4FA	94,000	4	2496	51 - 52 kW	D	436	33
4FB	93,700	4	2496	52 kW	D	436	32
4G54	91,100	4	2555	73 kW	B	435	28
4GF	93,700	4	2496	63 kW	D	436	31
4HB	93,670	4	2496	56 kW	D	436	30
4HC	93,700	4	2496	55 kW	D	436	32
AODA	87,500	4	1999	107 kW	B	434	23
AODB	87,500	4	1999	107 kW	B	434	23
AZBA	85,000	4	1997	96 - 103 kW	D	432	14
B3	71,000	4	1324	40 - 47 kW	B	430	1
B5 (16 V)	78,000	4	1498	67 kW	B	431	6
B5 (8 V)	78,000	4	1498	47 - 56 kW	B	431	6
B6 (8 V)	78,000	4	1598	53 - 61 kW	B	431	7
B6 (DOHC 16 V)	78,000	4	1598	54 - 80 kW	B	431	7
B6 (SOHC 16 V)	78,000	4	1598	54 - 64 kW	B	431	7
B6T	78,000	4	1598	100 kW	B	431	7
B6	78,000	4	1598	79 kW	B	431	7
BP (DOHC)	83,000	4	1840	76 - 92 kW	B	431	11
BP (SOHC)	83,000	4	1840	76 kW	B	431	11
CV24	86,000	4	2198	114 kW	D	433	18
CVFF	86,000	4	2198	114 kW	D	433	18
CVR5	86,000	4	2198	114 kW	D	433	18
CVRA	86,000	4	2198	114 kW	D	433	18
CVRB	86,000	4	2198	114 kW	D	433	18
CVRC	86,000	4	2198	114 kW	D	433	18
CYF4	86,000	4	2198	92 kW	D	433	18
CYFA	86,000	4	2198	92 kW	D	433	18
CYFB	86,000	4	2198	92 kW	D	433	18
CYFC	86,000	4	2198	92 kW	D	433	18
CYFF	86,000	4	2198	92 kW	D	433	18
D 4204 T	85,000	4	1997	100 kW	D	432	15
D2FA	89,900	4	2402	66 kW	D	435	25
D4FA	89,900	4	2402	88 kW	D	435	25
DOFA	89,900	4	2402	90 - 92 kW	D	435	25
E3	77,000	4	1296	49 kW	B	430	5
E5	77,000	4	1490	54 - 59 kW	B	430	5
EDDB	84,800	4	1988	96 kW	B	432	13
EYDE	80,600	4	1796	85 kW	B	431	10
F2 (12 V)	86,000	4	2184	67 - 86 kW	B	434	19
F2 (8 V)	86,000	4	2184	67 - 86 kW	B	434	19
F4FA	89,900	4	2402	55 kW	D	435	25
F8 (12 V)	86,000	4	1789	67 - 68 kW	B	434	19
F8 (8 V)	86,000	4	1789	59 - 67 kW	B	434	19
FET	86,000	4	1998	87 kW	B	434	19
FE	86,000	4	1998	63 - 92 kW	B	434	19
FXFA	89,900	4	2402	85 kW	D	435	25
FYJA	79,000	4	1596	74 kW	B	431	8
FYJB	79,000	4	1596	74 kW	B	431	8
G6DA	85,000	4	1997	100 kW	D	433	17
GBVAJQJ	86,000	4	2198	110 kW	D	434	20
GBVAJQW	86,000	4	2198	92 kW	D	434	21
H9FA	89,900	4	2402	101 kW	D	435	25
H9FB	89,900	4	2402	103 kW	D	435	26
HHJC	75,000	4	1560	66 kW	D	430	2
HHJD	75,000	4	1560	66 kW	D	430	2
HXJA	79,000	4	1596	88 - 89 kW	B	431	9
JQMA	79,000	4	1596	110 kW	B	431	9
JQMB	79,000	4	1596	110 kW	B	431	9
JTJA	79,000	4	1596	134 kW	B	431	9
JTJB	79,000	4	1596	134 kW	B	431	9
JTMA	79,000	4	1596	134 kW	B	431	8
JXFA	89,900	4	2402	85 kW	D	435	26
N4JB	87,500	4	1999	110 kW	B	434	24
NGA	84,800	4	1988	94 - 100 kW	B	432	13
NGB	84,800	4	1988	96 - 100 kW	B	432	13
NGC	84,800	4	1988	96 - 100 kW	B	432	13
NGD	84,800	4	1988	96 - 100 kW	B	432	13
PHFC	89,900	4	2402	74 kW	D	435	26
QVFA	90,200	4	2198	81 kW	D	435	27
QXBA	85,000	4	1997	103 kW	D	433	17
QXBB	85,000	4	1997	103 kW	D	433	17
R2	86,000	4	2184	47 kW	D	434	22
SPJA	76,000	4	1388	71 kW	B	430	4
SRFA	86,000	4	2198	85 kW	D	433	18
SRFB	86,000	4	2198	85 kW	D	433	18
SRFC	86,000	4	2198	85 kW	D	433	18
SRFD	86,000	4	2198	85 kW	D	433	18
SRFE	86,000	4	2198	85 kW	D	433	18
T3JA	75,000	4	1560	70 kW	D	430	3
T8CC	85,000	4	1997	132 kW	D	433	17
T8MA	85,000	4	1997	132 kW	D	433	16
T8MB	85,000	4	1997	132 kW	D	433	17
TD42	96,000	6	4169	75 - 85 kW	D	436	34
TXBA	85,000	4	1997	120 kW	D	433	17
TXBB	85,000	4	1997	120 kW	D	433	17
TXDB	85,000	4	1997	110 - 120 kW	D	433	17
TXMA	85,000	4	1997	120 kW	D	433	17
TZJA	75,000	4	1560	70 kW	D	430	3
TZJB	75,000	4	1560	70 kW	D	430	3
UFBA	85,000	4	1997	103 kW	D	433	17
UFBB	85,000	4	1997	103 kW	D	433	17
UYR6	86,000	4	2198	114 kW	D	433	18
YMF6	84,010	4	1995	96 kW	D	431	12
YMFS	84,010	4	1995	96 kW	D	431	12



71,000 mm 1

B3

405308-00-4 5 pairs									
-25-4	1-5	HL	AL	49,940	54,020	17,500	↑ LO1G	2,010	
				49,940	54,020		↓ LO1G		
435305-00-4 4 pairs									
-25-4	1-4	PL	AL	39,940	43,020	17,130	↑ LO1	1,508	
-50-4				39,940	43,020		↓ LO1		
-75-4									

75,000 mm 2

HHJC, HHJD,

401103-00-4 5 pairs									
-25-4	1-5	HL	AL	49,962	53,655	19,900	↑ LO1G	1,833	
-30-4				49,981	53,674		↓		
-50-4									
-80-4									
411102-00-1 1 pair									
-10-1		AS	AL	55,200	71,350		↑ L G	2,480	
-15-1				55,480	71,700		↓ L G		
432109-00-4 4 pairs									
-25-4	1-4	PL	AL	46,975	50,655	17,000		1,818	
-30-4				46,991	50,674				
-50-4									
-80-4									
432112-00-4 4 pairs									
-30-4	1-4	PL	CU2	46,975	50,655	17,000		1,818	
-50-4				46,991	50,674				
-80-4									
442101-00-4 4 pairs									
	1-4	PB	CU2	26,000	29,000	19,980	↑ O1G	1,700	
				26,000	29,021		↓		

75,000 mm 3

T3JA, TZJA, TZJB,

401103-00-4 5 pairs									
-25-4	1-5	HL	AL	49,962	53,655	19,900	↑ LO1G	1,833	
-30-4				49,981	53,674		↓		
-50-4									
-80-4									
442101-00-4 4 pairs									
	1-4	PB	CU2	26,000	29,000	19,980	↑ O1G	1,700	
				26,000	29,021		↓		

76,000 mm 4

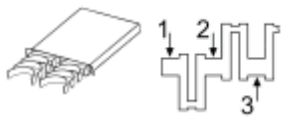
SPJA

432104-00-4 4 pairs									
-25-4	1-4	PL	AL	39,980	43,025	15,000		1,510	
-50-4				40,000	43,045				

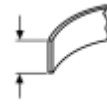
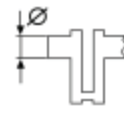
77,000 mm 5

E3, E5,

435305-00-4 4 pairs									
-25-4	1-4	PL	AL	39,940	43,020	17,130	↑ LO1	1,508	
-50-4				39,940	43,020		↓ LO1		
-75-4									



Type



78,000 mm								6	
B5 (16 V), B5 (8 V),									
405308-00-4								5 pairs	
-25-4	1-5	HL	AL	49,940	54,020	17,500	↑ LO1G	2,010	
				49,940	54,020		↓ LO1G		
435305-00-4								4 pairs	
-25-4	1-4	PL	AL	39,940	43,020	17,130	↑ LO1	1,508	
-50-4				39,940	43,020		↓ LO1		
-75-4									
78,000 mm								7	
B6 (8 V), B6 (DOHC 16 V), B6 (SOHC 16 V), B6T, B6,									
405308-00-4								5 pairs	
-25-4	1-5	HL	AL	49,940	54,020	17,500	↑ LO1G	2,010	
				49,940	54,020		↓ LO1G		
79,000 mm								8	
FYJA, FYJB, JTMA,									
402109-00-4								5 pairs	
-25-4	1,2,4,5	HL	AL	47,980	54,020	16,100	↑ O2G	3,013	4 pairs
-50-4				48,000	54,038		↓		
	3	FL	AL	47,980	54,020	23,750	↑ O2G	3,013	1 pair
		↓ HL		48,000	54,038	↓ 16,100	↓		
432114-00-4								4 pairs	
-25-4	1-4	PL	AL	43,985	47,035	15,270		1,516	
-50-4				44,000	47,045				
79,000 mm								9	
HXJA, JQMA, JQMB, JTJA, JTJB,									
432114-00-4								4 pairs	
-25-4	1-4	PL	AL	43,985	47,035	15,270		1,516	
-50-4				44,000	47,045				
80,600 mm								10	
EYDE									
402104-00-4								5 pairs	
-25-4	1,2,4,5	HL	AL	57,980	62,287	19,210	↑ LO1G	2,131	4 pairs
				58,000	62,300		↓ L		
	3	FL	AL	57,980	62,287	23,000	↑ O2G	2,131	1 pair
		↓ HL		58,000	62,300	↓ 19,500	↓ L		
83,000 mm								11	
BP (DOHC), BP (SOHC),									
405308-00-4								5 pairs	
-25-4	1-5	HL	AL	49,940	54,020	17,500	↑ LO1G	2,010	
				49,940	54,020		↓ LO1G		
84,010 mm								12	
YMF6, YMFS,									
432120-00-4								4 pairs	
	1-4	PL	CU3 LF	49,987	53,000	19,500		1,495	
			↓ AL	50,000	53,013				



84,800 mm		13
------------------	--	-----------

EDDB , NGA , NGB , NGC , NGD ,										
402104-00-4										5 pairs
-25-4	1,2,4,5	HL	AL	57,980 58,000	62,287 62,300	19,210	↑ LO1G ↓ L	2,131	4 pairs	
	3	FL ↓ HL	AL	57,980 58,000	62,287 62,300	↓ 19,500	↑ O2G ↓ L	2,131	1 pair	
432102-00-4										4 pairs
-25-4	1-4	PL	AL	46,890	49,890	20,100	↑ L ↓ L	1,475		
-50-4				46,910	49,910					
-75-4										
-100-4										

85,000 mm		14
------------------	--	-----------

AZBA										
402102-00-4										5 pairs
-25-4	1	HL	AL	69,940	74,520	19,580	↑ O2G ↓	2,250	1 pair	
-50-4				69,940	74,520					
	2,4,5	HL	AL	64,940 64,940	69,520 69,520	24,080 ↓ 23,280	↑ O2G ↓	2,250	3 pairs	
	3	FL ↓ HL	AL	69,940 69,940	74,520 74,520	30,150 ↓ 23,280	↑ O2G ↓	2,250	1 pair	
432106-00-4										4 pairs
-25-4	1-4	PL	CU3	52,980	55,996	24,450		1,487		
-50-4				53,000	56,016					

85,000 mm		15
------------------	--	-----------

D 4204 T										
403701-00-4										5 pairs
-30-4	1-5	HL	AL	59,981	63,731	20,290	↑ LO1G ↓ L	1,845		
-50-4				60,000	63,750					
-80-4										
-100-4										
411101-00-2										2 pairs
-10-2		AS	CU2	67,050	83,050		↑ L G ↓ G	2,330		
-15-2				67,300	83,300					
431106-00-4										4 pairs
-30-4	1-4	PL	CU3	49,984	53,695	20,000	↑ L ↓ L	1,838		
-50-4			↓ AL	50,000	53,708					
-80-4										
-100-4										
441103-00-4										4 pairs
	1-4	PB	CU2	27,997	30,200	24,050	↑ O G ↓	1,300		
				28,000	30,225					



85,000 mm 16

T8MA

402102-00-4 5 pairs										
-25-4	1	HL	AL	69,940	74,520	19,580	↑	O2G	2,250	1 pair
-50-4				69,940	74,520		↓			
	2,4,5	HL	AL	64,940	69,520	24,080	↑	O2G	2,250	3 pairs
				64,940	69,520	↓ 23,280	↓			
	3	FL	AL	69,940	74,520	30,150	↑	O2G	2,250	1 pair
		↓ HL		69,940	74,520	↓ 23,280	↓			
411101-00-2 2 pairs										
-10-2		AS	CU2	67,050	83,050		↑	L G	2,330	
-15-2				67,300	83,300		↓	G		
431106-00-4 4 pairs										
-30-4	1-4	PL	CU3	49,984	53,695	20,000	↑	L	1,838	
-50-4			↓ AL	50,000	53,708		↓	L		
-80-4										
-100-4										

85,000 mm 17

G6DA, QXBA, QXBB, T8CC, T8MB, TXBA, TXBB, TXDB, TXMA, UFBA, UFBB,

402102-00-4 5 pairs										
-25-4	1	HL	AL	69,940	74,520	19,580	↑	O2G	2,250	1 pair
-50-4				69,940	74,520		↓			
	2,4,5	HL	AL	64,940	69,520	24,080	↑	O2G	2,250	3 pairs
				64,940	69,520	↓ 23,280	↓			
	3	FL	AL	69,940	74,520	30,150	↑	O2G	2,250	1 pair
		↓ HL		69,940	74,520	↓ 23,280	↓			
403701-00-4 5 pairs										
-30-4	1-5	HL	AL	59,981	63,731	20,290	↑	LO1G	1,845	
-50-4				60,000	63,750		↓	L		
-80-4										
-100-4										
411101-00-2 2 pairs										
-10-2		AS	CU2	67,050	83,050		↑	L G	2,330	
-15-2				67,300	83,300		↓	G		
431106-00-4 4 pairs										
-30-4	1-4	PL	CU3	49,984	53,695	20,000	↑	L	1,838	
-50-4			↓ AL	50,000	53,708		↓	L		
-80-4										
-100-4										

86,000 mm 18

CV24, CVFF, CVR5, CVRA, CVRB, CVRC, CYF4, CYFA, CYFB, CYFC, CYFF, SRFA, SRFB, SRFC, SRFD, SRFE, UYR6,

402102-00-4 5 pairs										
-25-4	1	HL	AL	69,940	74,520	19,580	↑	O2G	2,250	1 pair
-50-4				69,940	74,520		↓			
	2,4,5	HL	AL	64,940	69,520	24,080	↑	O2G	2,250	3 pairs
				64,940	69,520	↓ 23,280	↓			
	3	FL	AL	69,940	74,520	30,150	↑	O2G	2,250	1 pair
		↓ HL		69,940	74,520	↓ 23,280	↓			
432106-00-4 4 pairs										
-25-4	1-4	PL	CU3	52,980	55,996	24,450			1,487	
-50-4				53,000	56,016					



86,000 mm 19

F2 (12 V), F2 (8 V), F8 (12 V), F8 (8 V), FET, FE,

435304-00-4 4 pairs									
-25-4	1-4	PL	AL	50,934	53,997	21,132	↑ LO1	1,509	
-50-4				50,949	54,018		↓ LO1		
-75-4									
-100-4									
-125-4									

86,000 mm 20

GBVAJQJ

402102-00-4 5 pairs									
-25-4	1	HL	AL	69,940	74,520	19,580	↑ O2G	2,250	1 pair
-50-4				69,940	74,520		↓		
	2,4,5	HL	AL	64,940	69,520	24,080	↑ O2G	2,250	3 pairs
				64,940	69,520	↓ 23,280	↓		
	3	FL	AL	69,940	74,520	30,150	↑ O2G	2,250	1 pair
		↓ HL		69,940	74,520	↓ 23,280	↓		
403701-00-4 5 pairs									
-30-4	1-5	HL	AL	59,981	63,731	20,290	↑ LO1G	1,845	
-50-4				60,000	63,750		↓ L		
-80-4									
-100-4									
432106-00-4 4 pairs									
-25-4	1-4	PL	CU3	52,980	55,996	24,450		1,487	
-50-4				53,000	56,016				

86,000 mm 21

GBVAJQW

432106-00-4 4 pairs									
-25-4	1-4	PL	CU3	52,980	55,996	24,450		1,487	
-50-4				53,000	56,016				

86,000 mm 22

R2

405303-00-4 5 pairs									
-25-4	1,2,4,5	HL	AL	59,938	63,997	19,126	↑ LO1G	2,007	4 pairs
-50-4				59,964	64,018		↓ LO1G		
	3	HL	AL	59,938	63,997	21,132	↑ LO1G	2,007	1 pair
				59,964	64,018		↓ LO1G		
435304-00-4 4 pairs									
-25-4	1-4	PL	AL	50,934	53,997	21,132	↑ LO1	1,509	
-50-4				50,949	54,018		↓ LO1		
-75-4									
-100-4									
-125-4									

87,500 mm 23

AODA, AODB,

432117-00-4 4 pairs									
-25-4	1-4	PL	AL	46,980	50,025	16,800		1,500	
-50-4				47,000	50,045				

87,500 mm 24

N4JB

402112-00-4 5 pairs									
-25-4	1,2,4,5	HL	AL	51,980	57,020	19,000	↑ O2G	2,500	4 pairs
-50-4				52,000	57,040		↓		
	3	FL	AL	51,980	57,020	25,850	↑ O2G	2,500	1 pair
		↓ HL		52,000	57,040	↓ 19,000	↓		



89,900 mm										25
D2FA , D4FA , DOFA , F4FA , FXFA , H9FA ,										
402102-00-4										5 pairs
-25-4	1	HL	AL	69,940	74,520	19,580	↑	O2G	2,250	1 pair
-50-4				69,940	74,520			↓		
	2,4,5	HL	AL	64,940	69,520	24,080	↑	O2G	2,250	3 pairs
				64,940	69,520	↓ 23,280		↓		
	3	FL	AL	69,940	74,520	30,150	↑	O2G	2,250	1 pair
		↓ HL		69,940	74,520	↓ 23,280		↓		
432106-00-4										4 pairs
-25-4	1-4	PL	CU3	52,980	55,996	24,450				1,487
-50-4				53,000	56,016					
89,900 mm										26
H9FB , JXFA , PHFC ,										
402102-00-4										5 pairs
-25-4	1	HL	AL	69,940	74,520	19,580	↑	O2G	2,250	1 pair
-50-4				69,940	74,520			↓		
	2,4,5	HL	AL	64,940	69,520	24,080	↑	O2G	2,250	3 pairs
				64,940	69,520	↓ 23,280		↓		
	3	FL	AL	69,940	74,520	30,150	↑	O2G	2,250	1 pair
		↓ HL		69,940	74,520	↓ 23,280		↓		
90,200 mm										27
QVFA										
402102-00-4										5 pairs
-25-4	1	HL	AL	69,940	74,520	19,580	↑	O2G	2,250	1 pair
-50-4				69,940	74,520			↓		
	2,4,5	HL	AL	64,940	69,520	24,080	↑	O2G	2,250	3 pairs
				64,940	69,520	↓ 23,280		↓		
	3	FL	AL	69,940	74,520	30,150	↑	O2G	2,250	1 pair
		↓ HL		69,940	74,520	↓ 23,280		↓		
432106-00-4										4 pairs
-25-4	1-4	PL	CU3	52,980	55,996	24,450				1,487
-50-4				53,000	56,016					
91,100 mm										28
4G54										
438703-00-4										4 pairs
-25-4	1-4	PL	AL	52,980	56,020	25,130	↑	L		1,493
-50-4				52,980	56,020			↓		
-75-4										
93,670 mm										29
4EA										
402103-00-4										5 pairs
-25-4	1,2,4	HL	AL	69,990	74,000	23,130	↑	LO1G	1,972	3 pairs
-50-4				70,000	74,010			↓ L		
	3	HL	AL	69,990	74,000	27,000	↑	LO1G	1,972	1 pair
				70,000	74,010			↓ L G		
	5	HL	AL	76,990	81,000	22,000	↑	LO1	1,972	1 pair
				77,000	81,010			↓ LO1		



93,670 mm 30

4AB, 4BA, 4DA, 4ED, 4HB,

402103-00-4 5 pairs

-25-4	1,2,4	HL	AL	69,990	74,000	23,130	↑ LO1G ↓ L	1,972	3 pairs
-50-4				70,000	74,010				
	3	HL	AL	69,990	74,000	27,000	↑ LO1G ↓ L G	1,972	1 pair
				70,000	74,010				
	5	HL	AL	76,990	81,000	22,000	↑ LO1 ↓ LO1	1,972	1 pair
				77,000	81,010				

432105-00-4 4 pairs

-25-4	1-4	PL	AL	59,980	63,506	26,110	↑ L ↓ L	1,738	
-50-4				60,000	63,520				

93,700 mm 31

4EB, 4GF,

402103-00-4 5 pairs

-25-4	1,2,4	HL	AL	69,990	74,000	23,130	↑ LO1G ↓ L	1,972	3 pairs
-50-4				70,000	74,010				
	3	HL	AL	69,990	74,000	27,000	↑ LO1G ↓ L G	1,972	1 pair
				70,000	74,010				
	5	HL	AL	76,990	81,000	22,000	↑ LO1 ↓ LO1	1,972	1 pair
				77,000	81,010				

93,700 mm 32

4BC, 4FB, 4HC,

402103-00-4 5 pairs

-25-4	1,2,4	HL	AL	69,990	74,000	23,130	↑ LO1G ↓ L	1,972	3 pairs
-50-4				70,000	74,010				
	3	HL	AL	69,990	74,000	27,000	↑ LO1G ↓ L G	1,972	1 pair
				70,000	74,010				
	5	HL	AL	76,990	81,000	22,000	↑ LO1 ↓ LO1	1,972	1 pair
				77,000	81,010				

432105-00-4 4 pairs

-25-4	1-4	PL	AL	59,980	63,506	26,110	↑ L ↓ L	1,738	
-50-4				60,000	63,520				

94,000 mm 33

4FA

402103-00-4 5 pairs

-25-4	1,2,4	HL	AL	69,990	74,000	23,130	↑ LO1G ↓ L	1,972	3 pairs
-50-4				70,000	74,010				
	3	HL	AL	69,990	74,000	27,000	↑ LO1G ↓ L G	1,972	1 pair
				70,000	74,010				
	5	HL	AL	76,990	81,000	22,000	↑ LO1 ↓ LO1	1,972	1 pair
				77,000	81,010				

432105-00-4 4 pairs

-25-4	1-4	PL	AL	59,980	63,506	26,110	↑ L ↓ L	1,738	
-50-4				60,000	63,520				









96,000 mm 34

TD42











419001-00-2 2 pairs

	1-2	AS	AL	78,700	93,700		↑ G ↓ L G	2,325	
				78,700	93,700				



							
EDGE 2.0 TDCi AWD	T8CC	08.15 - 07.18	1997	D	132 kW	439	5
EDGE 2.0 TDCi AWD	T8CM	08.15 - 07.18	1997	D	132 kW	440	6
EDGE 2.0 TDCi Bi-Turbo AWD	T9CE	08.15 - 07.18	1997	D	154 kW	440	7
EDGE 2.0 TDCi Bi-Turbo AWD	T9CF	08.15 - 07.18	1997	D	154 kW	440	8
ESCORT Kombi 1.6 i	L1K	01.01 - 08.02	1597	B	70 kW	439	3
ESCORT Stufenheck 1.6 i	L1K	01.01 - 08.02	1597	B	70 kW	439	3
ROYALE 1.8 Álcool	UE	02.92 - 01.94	1781	E	73 kW	439	4
VERSAILLES 1.8 Álcool	UE	06.91 - 01.94	1781	E	73 kW	439	4



			ccm	kW			1 POS				ccm	kW			1 POS
1300B	75,320	4	1372	41 - 53 kW	B	439	2	T8CM	85,000	4	1997	132 kW	D	440	6
810	73,000	4	1289	37 - 50 kW	B	439	1	T9CE	85,000	4	1997	154 kW	D	440	7
L1K	76,000	4	1597	66 - 70 kW	B	439	3	T9CF	85,000	4	1997	154 kW	D	440	8
T8CC	85,000	4	1997	132 kW	D	439	5	UE	81,000	4	1781	73 kW	B	439	4



73,000 mm										1
810										
411112-00-1										1 pair
-10-1	1	AS	AL	50,500	67,670		↑ L	G	2,360	
				50,750	67,920		↓ L	G		
75,320 mm										2
1300B										
411112-00-1										1 pair
-10-1	1	AS	AL	50,500	67,670		↑ L	G	2,360	
				50,750	67,920		↓ L	G		
76,000 mm										3
L1K										
402104-00-4										5 pairs
-25-4	1,2,4,5	HL	AL	57,980	62,287	19,210	↑ LO1G		2,131	4 pairs
				58,000	62,300		↓ L			
	3	FL	AL	57,980	62,287	23,000	↑ O2G		2,131	1 pair
		↓ HL		58,000	62,300	↓ 19,500	↓ L			
432102-00-4										4 pairs
-25-4	1-4	PL	AL	46,890	49,890	20,100	↑ L		1,475	
-50-4				46,910	49,910		↓ L			
-75-4										
-100-4										
81,000 mm										4
UE										
405001-00-4										5 pairs
-25-4	1,2,3,5	HL	AL	53,958	59,000	18,500	↑ LO1G		2,502	4 pairs
-50-4				53,978	59,019		↓ L			
-75-4	4	HL	AL	53,958	59,000	18,500	↑ LO1G		2,502	1 pair
-100-4				53,978	59,019		↓ LO1G			
415001-00-2										2 pairs
-10-2		AS	AL	59,500	72,950		↑	G	1,975	
-20-2				59,750	73,200		↓ L	G		
85,000 mm										5
T8CC										
402102-00-4										5 pairs
-25-4	1	HL	AL	69,940	74,520	19,580	↑ O2G		2,250	1 pair
-50-4				69,940	74,520		↓			
	2,4,5	HL	AL	64,940	69,520	24,080	↑ O2G		2,250	3 pairs
				64,940	69,520	↓ 23,280	↓			
	3	FL	AL	69,940	74,520	30,150	↑ O2G		2,250	1 pair
		↓ HL		69,940	74,520	↓ 23,280	↓			
403701-00-4										5 pairs
-30-4	1-5	HL	AL	59,981	63,731	20,290	↑ LO1G		1,845	
-50-4				60,000	63,750		↓ L			
-80-4										
-100-4										
411101-00-2										2 pairs
-10-2		AS	CU2	67,050	83,050		↑ L	G	2,330	
-15-2				67,300	83,300		↓	G		
431106-00-4										4 pairs
-30-4	1-4	PL	CU3	49,984	53,695	20,000	↑ L		1,838	
-50-4			↓ AL	50,000	53,708		↓ L			
-80-4										
-100-4										



Type

85,000 mm

6

T8CM

431106-00-4										4 pairs
-30-4	1-4	PL	CU3	49,984	53,695	20,000	↑ L		1,838	
-50-4			↓ AL	50,000	53,708		↓ L			
-80-4										
-100-4										
432106-00-4										4 pairs
-25-4	1-4	PL	CU3	52,980	55,996	24,450			1,487	
-50-4				53,000	56,016					

85,000 mm

7

T9CE

402102-00-4										5 pairs
-25-4	1	HL	AL	69,940	74,520	19,580	↑ O2G		2,250	1 pair
-50-4				69,940	74,520		↓			
	2,4,5	HL	AL	64,940	69,520	24,080	↑ O2G		2,250	3 pairs
				64,940	69,520	↓ 23,280	↓			
	3	FL	AL	69,940	74,520	30,150	↑ O2G		2,250	1 pair
		↓ HL		69,940	74,520	↓ 23,280	↓			
431106-00-4										4 pairs
-30-4	1-4	PL	CU3	49,984	53,695	20,000	↑ L		1,838	
-50-4			↓ AL	50,000	53,708		↓ L			
-80-4										
-100-4										
432106-00-4										4 pairs
-25-4	1-4	PL	CU3	52,980	55,996	24,450			1,487	
-50-4				53,000	56,016					

















85,000 mm

8











T9CF

402102-00-4										5 pairs
-25-4	1	HL	AL	69,940	74,520	19,580	↑ O2G		2,250	1 pair
-50-4				69,940	74,520		↓			
	2,4,5	HL	AL	64,940	69,520	24,080	↑ O2G		2,250	3 pairs
				64,940	69,520	↓ 23,280	↓			
	3	FL	AL	69,940	74,520	30,150	↑ O2G		2,250	1 pair
		↓ HL		69,940	74,520	↓ 23,280	↓			
403701-00-4										5 pairs
-30-4	1-5	HL	AL	59,981	63,731	20,290	↑ LO1G		1,845	
-50-4				60,000	63,750		↓ L			
-80-4										
-100-4										
431106-00-4										4 pairs
-30-4	1-4	PL	CU3	49,984	53,695	20,000	↑ L		1,838	
-50-4			↓ AL	50,000	53,708		↓ L			
-80-4										
-100-4										
432106-00-4										4 pairs
-25-4	1-4	PL	CU3	52,980	55,996	24,450			1,487	
-50-4				53,000	56,016					



							
AOLING 2.8 D	4JB1	02.98 - 08.01	2771	D	57 kW	443	1
SURF 2.8 D	4JB1	02.00 - 08.03	2771	D	57 kW	443	1
SURF 2.8 TD	4JB1-T	02.00 - 08.03	2771	D	74 kW	443	1
VIEW G7 Bus (BJ6_) 2.8 D	4JB1-T	04.14	2771	D	70 kW	443	1
VIEW G7 Kasten 2.8	4JB1-T	12.18	2771	D	70 kW	443	1
							
AUMAN 180 (BJ11_)	Phaser 180Ti	01.12	5985	D	132 kW	443	2
AUMAN 210 (BJ11_)	Phaser 210Ti	01.12	5985	D	155 kW	443	2
AUMAN 210 (BJ11_)	Phaser 210Ti	01.12	5985	D	155 kW	443	2
AUMAN 210 (BJ52_)	Phaser 210Ti	01.12	5985	D	155 kW	443	2
AUMAN 210 (BJ52_)	Phaser 210Ti	01.12	5985	D	155 kW	443	2









			ccm	kW			1 POS				ccm	kW			1 POS
4JB1-T	93,000	4	2771	68 - 74 kW	D	443	1	Phaser 180Ti	100,000	6	5985	131 - 134 kW	D	443	2
4JB1	93,000	4	2771	57 kW	D	443	1	Phaser 210Ti	100,000	6	5985	154 - 155 kW	D	443	2



93,000 mm										1
4JB1-T, 4JB1,										
403504-00-4										
-25-4	1-5	HL	AL	69,916	73,975	23,000	↑ LO2G	2,004	5 pairs	
-50-4				69,931	74,000		↓ L			
413503-00-1										
	1	AS	AL	78,000	92,950		↑ G	2,480	1 pair	
				78,000	92,950		↓ G			
100,000 mm										2
Phaser 180Ti, Phaser 210Ti,										
413621-00-2										
	1-2	AS	AL	86,870	103,850		↑ G	2,310	2 pairs	
				87,120	104,100		↓ L G			



	 ENGINE	 00000	ccm		kW		 1 POS
SPRINTER 2500 Cab-Chassis 2.7 D	OM 612.981	09.04 - 12.06	2685	D	115 kW	446	2
SPRINTER 2500 Cab-Chassis 2.7 D	OM 612.981	09.04 - 12.06	2685	D	115 kW	446	2
SPRINTER 2500 Extended Cargo Van 2.1 CDI 4WD	OM 651.955	09.14	2143	D	120 kW	446	1
SPRINTER 2500 Extended Cargo Van 2.1 CDI	OM 651.955	09.13	2143	D	120 kW	446	1
SPRINTER 2500 Standard Cargo Van 2.1 CDI 4WD	OM 651.955	09.14	2143	D	120 kW	446	1
SPRINTER 2500 Standard Cargo Van 2.1 CDI	OM 651.955	09.13	2143	D	120 kW	446	1
SPRINTER 2500 Standard Passenger Van 2.1 CDI 4WD	OM 651.955	09.14	2143	D	120 kW	446	1
SPRINTER 2500 Standard Passenger Van 2.1 CDI	OM 651.955	09.13	2143	D	120 kW	446	1
SPRINTER 3500 Cab-Chassis 2.1 CDI 4WD	OM 651.955	09.14	2143	D	120 kW	446	1
SPRINTER 3500 Cab-Chassis 2.1 CDI	OM 651.955	09.13	2143	D	120 kW	446	1
SPRINTER 3500 Extended Cargo Van 2.1 CDI 4WD	OM 651.955	09.14	2143	D	120 kW	446	1
SPRINTER 3500 Extended Cargo Van 2.1 CDI	OM 651.955	09.13	2143	D	120 kW	446	1
SPRINTER 3500 Standard Cargo Van 2.1 CDI 4WD	OM 651.955	09.14	2143	D	120 kW	446	1
SPRINTER 3500 Standard Cargo Van 2.1 CDI	OM 651.955	09.13	2143	D	120 kW	446	1
SPRINTER 3500 Standard Passenger Van 2.1 CDI	OM 651.955	09.13	2143	D	120 kW	446	1



FREIGHTLINER

ENGINE	\varnothing	ccm	kW	D	446	1 POS	ENGINE	\varnothing	ccm	kW	D	446	1 POS		
OM 612.981	88,000	5	2685	115 kW	D	446	2	OM 651.955	83,000	4	2143	120 kW	D	446	1



83,000 mm	1
------------------	----------

OM 651.955

401020-00-4									5 pairs
--------------------	--	--	--	--	--	--	--	--	----------------

-25-4	1,2,4,5	HL	AL ↓ SP	59,940 59,965	64,000 64,019	20,500	↑ LO1G ↓ L	2,008	4 pairs
	3	FL	AL ↓ SP	59,940 59,965	64,000 64,019	26,240	↑ LO1G ↓ L	2,008	1 pair

431029-00-4									4 pairs
--------------------	--	--	--	--	--	--	--	--	----------------

-25-4	1-4	PL	SP ↓ AL	51,940 51,965	55,600 55,614	20,500	↑ L ↓ L	1,809	
-------	-----	----	------------	------------------	------------------	--------	------------	-------	--

88,000 mm	2
------------------	----------

OM 612.981

401012-00-5									6 pairs
--------------------	--	--	--	--	--	--	--	--	----------------

-25-5	1-6	HL	AL ↓ CU3	57,940 57,965	62,500 62,519	17,500	↑ LO1G ↓ L	2,265	
-------	-----	----	-------------	------------------	------------------	--------	---------------	-------	--

411003-00-2									2 pairs
--------------------	--	--	--	--	--	--	--	--	----------------

-10-2		AS	AL	65,800	81,000		↑ L G ↓ L G	2,200	
-20-2				65,800	81,000				

431013-00-1									1 pair
--------------------	--	--	--	--	--	--	--	--	---------------

		PL	CU3 ↓ AL	47,950 47,965	51,600 51,619	21,800	↑ L ↓ L	1,812	
--	--	----	-------------	------------------	------------------	--------	------------	-------	--

431013-00-5									5 pairs
--------------------	--	--	--	--	--	--	--	--	----------------






1-5		PL	CU3 ↓ AL	47,950 47,965	51,600 51,619	21,800	↑ L ↓ L	1,812	
-----	--	----	-------------	------------------	------------------	--------	------------	-------	--



siehe Motorenliste
see engline list
voir la liste des moteurs
ver lista de motores
см. список двигателей
تاكړ حېلې قعيونې رظنا

GEELY



 ENGINE			ccm	kW			1 POS
1ZZ-FE	79.000	4	1794	102 kW	B	449	1



Type






79,000 mm

1






1ZZ-FE

401403-00-4									5 pairs
-25-4	1-5	HL	AL	47,990	52,020	17,000	↑ LO1G	1,997	
-50-4				47,990	52,020		↓ L		
-75-4									
411403-00-1									1 pair
-10-1		AS	AL	53,500	70,000		↑ G	2,490	
				53,500	70,000		↓ G		
431403-00-4									4 pairs
-25-4	1-4	PL	AL	43,990	47,020	15,700	↑ LO1	1,488	
-50-4				43,990	47,020		↓ LO1		
-75-4									



			ccm		kW		1 POS
5 32994	4JG2	01.98	3059	D	61 kW	452	1










ENGINE	 \varnothing		 ccm	kW			1 POS
4JG2	95,400	4	3059	61 - 72 kW	D	452	1













95,400 mm								1	
4JG2									
403504-00-4								5 pairs	
-25-4	1-5	HL	AL	69,916	73,975	23,000	↑ L O2G	2,004	
-50-4				69,931	74,000		↓ L		
413503-00-1								1 pair	
	1	AS	AL	78,000	92,950		↑ G	2,480	
				78,000	92,950		↓ G		
433505-00-4								4 pairs	
-25-4	1-4	PL	AL	52,918	55,984	25,800	↑ L	1,513	
-50-4				52,931	55,999		↓ L		



							
TROY Pick-up 2.8 D 4x4	4JB1	01.08	2771	D	57 kW	455	1
TROY Pick-up 2.8 D	4JB1	01.08	2771	D	57 kW	455	1
TROY Pick-up 2.8 TD 4x4	4JB1-T	01.08	2771	D	68 kW	455	1
TROY Pick-up 2.8 TD	4JB1-T	01.08	2771	D	68 kW	455	1
TROY Pritsche/Fahrgestell 2.8 D	4JB1	06.04	2771	D	57 kW	455	1
X-SPACE 2.8 TD	4JB1-T	01.08 - 12.09	2771	D	68 kW	455	1




			ccm	kW			1 POS				ccm	kW			1 POS
4JB1-T	93,000	4	2771	68 kW	D	455	1	4JB1	93,000	4	2771	57 kW	D	455	1



93,000 mm									1
4JB1-T, 4JB1,									
403504-00-4 5 pairs									
-25-4	1-5	HL	AL	69,916	73,975	23,000	↑ L O2 G	2,004	
-50-4				69,931	74,000		↓ L		
413503-00-1 1 pair									
	1	AS	AL	78,000	92,950		↑ G	2,480	
				78,000	92,950		↓ G		
433505-00-4 4 pairs									
-25-4	1-4	PL	AL	52,918	55,984	25,800	↑ L	1,513	
-50-4				52,931	55,999		↓ L		

GREAT WALL



	 ENGINE	 00000	ccm		kW		 1 POS
DEER Pick-up 2.8 TD	GW28TC2	01.05 - 12.13	2771	D	70 kW	458	3
FENGJUN 3 2.8 TD Allrad	GW28TC2	08.06 - 12.13	2771	D	70 kW	458	3
FENGJUN 3 2.8 TD	GW28TC2	08.06 - 12.13	2771	D	70 kW	458	3
FENGJUN 5 Pick-up 2.8 TD 4x4	GW28TC2	10.09 - 12.15	2771	D	70 kW	458	3
FENGJUN 5 Pick-up 2.8 TD	GW28TC2	10.09 - 12.15	2771	D	70 kW	458	3
HOVER H3 2.8 Allrad	GW28TC2	01.07 - 12.10	2771	D	70 kW	458	3
HOVER H3 2.8	GW28TC2	01.07 - 12.10	2771	D	70 kW	458	3
HOVER 2.8 TCi 4WD	GW28TC2	10.06 - 12.10	2771	D	70 kW	458	3
HOVER 2.8 TCi	GW28TC2	06.06 - 12.10	2771	D	70 kW	458	3
SING 2.8 DNX EGR	4JB1	08.03 - 01.08	2771	D	57 kW	458	2
SING 2.8 TD	4JB1-T	01.08 - 05.10	2771	D	70 kW	458	1
SING 2.8 TD	4JB1-T	01.08 - 05.10	2771	D	70 kW	458	1
SING 2.8 TD	GW28TC2	01.08 - 05.10	2771	D	70 kW	458	3
SING 2.8 TD	GW28TC2	01.08 - 05.10	2771	D	70 kW	458	3
STEED 2.8 TCi 4WD	GW28TC2	06.06	2771	D	75 kW	458	3
STEED 2.8 TCi	GW28TC2	06.06	2771	D	75 kW	458	3
WINGLE 3 2.8 TD 4WD	GW28TC2	01.11	2771	D	70 kW	458	3
WINGLE 2.8 TD 4WD	GW28TC2	06.06	2771	D	70 kW	458	3
WINGLE 2.8 TD 4WD	GW28TC2	01.09	2771	D	78 kW	458	3
WINGLE 2.8 TD	GW28TC2	06.06	2771	D	70 kW	458	3
WINGLE 2.8 TD	GW28TC2	01.09	2771	D	78 kW	458	3



GREAT WALL

ENGINE	\varnothing	4	ccm	kW	D	458	1 POS
4JB1-T	93,000	4	2771	70 kW	D	458	1
4JB1	93,000	4	2771	57 - 70 kW	D	458	2

ENGINE	\varnothing	4	ccm	kW	D	458	1 POS
GW28TC2	93,000	4	2771	70 - 78 kW	D	458	3







GREAT WALL



93,000 mm								1
4JB1-T								
403504-00-4								5 pairs
-25-4	1-5	HL	AL	69,916	73,975	23,000	↑ L O2G	2,004
-50-4				69,931	74,000		↓ L	
403520-00-4								5 pairs
-25-4	1-5	HL	AL	69,932	74,000	23,030	↑ L O2G	2,000
-50-4				69,932	74,000		↓ L	
413503-00-1								1 pair
	1	AS	AL	78,000	92,950		↑ G	2,480
				78,000	92,950		↓ G	
433505-00-4								4 pairs
-25-4	1-4	PL	AL	52,918	55,984	25,800	↑ L	1,513
-50-4				52,931	55,999		↓ L	
93,000 mm								2
4JB1								
403504-00-4								5 pairs
-25-4	1-5	HL	AL	69,916	73,975	23,000	↑ L O2G	2,004
-50-4				69,931	74,000		↓ L	
413503-00-1								1 pair
	1	AS	AL	78,000	92,950		↑ G	2,480
				78,000	92,950		↓ G	
93,000 mm								3
GW28TC2								
433505-00-4								4 pairs
-25-4	1-4	PL	AL	52,918	55,984	25,800	↑ L	1,513
-50-4				52,931	55,999		↓ L	



ASTRA (AH) 1.8 i	Z 18 XER	04.07 - 03.10	1796	B	103 kW	463	10
ASTRA (AH) 1.8 i	Z 18 XE	07.05 - 03.07	1796	B	90 kW	463	10
ASTRA (AH) 1.9 CDTI	Z 19 DTH	06.06 - 03.10	1910	D	110 kW	464	13
ASTRA (AH) 1.9 CDTI	Z 19 DT	06.06 - 03.10	1910	D	88 kW	464	12
ASTRA Cabriolet (TS) 2.0 i Turbo	Z 20 LET	06.02 - 07.04	1998	B	147 kW	465	17
ASTRA Kombi (AH) 1.8 i	Z 18 XER	04.07 - 03.10	1796	B	103 kW	463	10
ASTRA Kombi (AH) 1.8 i	Z 18 XE	07.05 - 03.07	1796	B	90 kW	463	10
ASTRA Kombi (AH) 1.9 CDTI	Z 19 DT	08.08 - 03.10	1910	D	88 kW	464	12
ASTRA SPORTSBACK (AH) 1.8 i	Z 18 XER	04.07 - 03.10	1796	B	103 kW	463	10
ASTRA SPORTSBACK (AH) 1.8 i	Z 18 XE	07.05 - 03.08	1796	B	90 kW	463	10
ASTRA Schrägheck (TR) 1.6 CD	Z 16 XE	08.95 - 09.98	1598	B	74 kW	463	9
ASTRA Schrägheck (TR) 1.8 i	C 18 XEL	09.96 - 09.98	1799	B	85 kW	464	11
ASTRA Schrägheck (TR) 2.0 GSi	X 20 XEV	08.95 - 09.98	1998	B	100 kW	464	16
ASTRA Schrägheck (TS) 1.8 i	X 18 XE1	02.98 - 08.00	1796	B	85 kW	463	10
ASTRA Schrägheck (TS) 1.8 i	Z 18 XE	09.00 - 10.05	1796	B	90 kW	463	10
ASTRA Schrägheck (TS) 2.0 i Turbo	Z 20 LET	05.03 - 07.04	1998	B	147 kW	465	17
ASTRA Stufenheck (TR) 1.6 CD	X 16 XEL	08.95 - 01.98	1598	B	74 kW	463	9
ASTRA Stufenheck (TR) 1.6 CD	Z 16 XE	08.95 - 01.98	1598	B	74 kW	463	9
ASTRA Stufenheck (TR) 1.8 SRi	C 18 XEL	09.96 - 09.98	1799	B	85 kW	464	11
ASTRA Stufenheck (TS) 1.8 i	X 18 XE1	02.98 - 08.00	1796	B	85 kW	463	10
ASTRA Stufenheck (TS) 1.8 i	Z 18 XE	09.00 - 10.05	1796	B	90 kW	463	10
BARINA Cabriolet (SB) 1.4 i	C 14 SE	11.97 - 11.00	1389	B	60 kW	463	6
BARINA Schrägheck (MB) 1.3 GL	G13A	02.85 - 08.86	1324	B	52 kW	462	5
BARINA Schrägheck (MF) 1.3 GL	G13BA	02.89 - 09.91	1298	B	50 kW	462	5
BARINA Schrägheck (MH) 1.3 GL	G13BA	10.91 - 05.94	1298	B	50 kW	462	5
BARINA Schrägheck (ML) 1.3	G13A	08.86 - 12.89	1324	B	50 kW	462	5
BARINA Schrägheck (SB) 1.2 i	C 12 NZ	04.94 - 07.97	1196	B	33 kW	462	2
BARINA Schrägheck (SB) 1.4 i	C 14 NZ	04.94 - 07.97	1389	B	44 kW	463	6
BARINA Schrägheck (SB) 1.4 i	C 14 SE	09.97 - 02.01	1389	B	60 kW	463	6
BARINA Schrägheck (SB) 1.6 i	X 16 XE	04.94 - 08.98	1598	B	78 kW	463	9
BARINA Schrägheck (TM) 1.4 RS Turbo	A 14 NET	07.13 - 08.16	1364	B	103 kW	462	3
BARINA Schrägheck (XC) 1.4 Efi	Z 14 XEP	01.04 - 02.05	1364	B	66 kW	462	4
BARINA Schrägheck (XC) 1.4 Sfi	X 14 XE	09.00 - 12.05	1389	B	66 kW	463	6
BARINA Schrägheck (XC) 1.4 Sfi	Z 14 XE	09.00 - 12.05	1389	B	66 kW	463	6
BARINA Schrägheck (XC) 1.8 SRi	Z 18 XE	09.00 - 02.05	1796	B	92 kW	463	10
CALIBRA (YE) 2.0 i 16V	C 20 XE	10.91 - 07.95	1998	B	110 kW	464	16
CALIBRA (YE) 2.0 i 16V	X 20 XEV	07.95 - 11.97	1998	B	100 kW	464	16
CALIBRA (YE) 2.0 i Turbo AWD	C 20 LET	03.92 - 11.97	1998	B	150 kW	464	16
CALIBRA (YE) 2.0 i	C 20 NE	10.91 - 07.95	1998	B	85 kW	464	16
CASCADA Cabriolet (CJ) 1.6	A 16 XHT	12.14 - 12.17	1598	B	125 kW	463	8
CASCADA Cabriolet (CJ) 1.6	A 16 XHT	08.14 - 01.15	1598	B	147 kW	463	8
COMBO Kasten (SB) 1.4 i	C 14 NZ	03.96 - 07.97	1389	B	44 kW	463	6
COMBO Kasten (SB) 1.4 i	C 14 SE	07.97 - 09.02	1389	B	60 kW	463	6
COMBO Kasten (XC) 1.4 i	Z 14 XEP	04.05 - 12.12	1364	B	66 kW	462	4
COMBO Kasten (XC) 1.6 i	Z 16 SE	09.02 - 04.05	1598	B	62 kW	463	9
CRUZE Schrägheck (JH) 1.4 i Turbo	A 14 NET	11.11 - 12.16	1364	B	103 kW	462	3
CRUZE Schrägheck (JH) 1.6 SRi	A 16 LET	04.13 - 12.16	1598	B	132 kW	463	8
CRUZE Stufenheck (JH) 1.4 i Turbo	A 14 NET	04.11 - 12.16	1364	B	103 kW	462	3
CRUZE Stufenheck (JH) 1.6 SRi	A 16 LET	04.13 - 12.16	1598	B	132 kW	463	8
DROVER (QB) 1.3 4x4	G13A	03.85 - 12.87	1324	B	47 kW	462	5
DROVER Pick-up (QB) 1.3 4x4	G13A	03.85 - 12.87	1324	B	47 kW	462	5
FRONTERA (UES) 2.2 i 4x4	X 22 SE	02.99 - 07.02	2198	B	96 kW	464	16
FRONTERA (UT) 2.0 i 4x4	X 20 SE	10.95 - 03.99	1998	B	85 kW	464	16
JACKAROO (UBS) 2.8 TD 4x4 (UBS55)	4JB1-T	10.87 - 03.92	2771	D	74 kW	465	18
MALIBU (EM) 2.0 D	A 20 DTH	05.13 - 12.16	1956	D	117 kW	464	14
RODEO Pick-up (TF) 2.5 D (TFR54)	4JA1	02.88 - 12.92	2499	D	57 kW	465	19
RODEO Pick-up (TF) 2.5 D 4x4 (TFR54)	4JA1	02.88 - 12.92	2499	D	57 kW	465	19
RODEO Pick-up (TF) 2.8 TD (TFR55)	4JB1-T	05.90 - 02.03	2771	D	74 kW	465	18
RODEO Pick-up (TF) 2.8 TD 4x4 (TFR55)	4JB1-T	05.90 - 02.03	2771	D	74 kW	465	18
RODEO Pritsche/Fahrgestell (TF) 2.5 D (TFR54)	4JA1	02.88 - 12.92	2499	D	57 kW	465	19
RODEO Pritsche/Fahrgestell (TF) 2.5 D 4x4 (TFR54)	4JA1	02.88 - 12.92	2499	D	57 kW	465	19
RODEO Pritsche/Fahrgestell (TF) 2.8 TD (TFR55)	4JB1-T	05.90 - 02.03	2771	D	74 kW	465	18

	 ENGINE		ccm		kW		 1 POS
RODEO Pritsche/Fahrgestell (TF) 2.8 TD 4x4 (TFS55)	4JB1-T	05.90 - 02.03	2771	D	74 kW	465	18
SCURRY Bus (NB) 1.0	F10A	07.85 - 12.87	970	B	33 kW	462	1
SCURRY Kasten (NB) 1.0	F10A	07.85 - 12.87	970	B	33 kW	462	1
TIGRA (XC) 1.8	Z 18 XE	09.05 - 12.07	1796	B	92 kW	463	10
VECTRA Schrägheck (JR) 2.0 i	C 20 SEL	06.97 - 12.98	1998	B	100 kW	464	15
VECTRA Schrägheck (JR) 2.0 i	X 20 XEV	06.97 - 12.98	1998	B	100 kW	464	16
VECTRA Schrägheck (JS) 2.0 i	C 20 SEL	12.98 - 11.00	1998	B	100 kW	464	15
VECTRA Stufenheck (JR) 2.0 i	C 20 SEL	06.97 - 12.98	1998	B	100 kW	464	15
VECTRA Stufenheck (JR) 2.0 i	X 20 XEV	06.97 - 12.98	1998	B	100 kW	464	16
VECTRA Stufenheck (JS) 2.0 i	C 20 SEL	12.98 - 11.00	1998	B	100 kW	464	15



ENGINE	ccm	kW	
4JA1	93,000 4 2499	55 - 57 kW	D 465 19
4JB1-T	93,000 4 2771	57 - 74 kW	D 465 18
A 14 NET	72,500 4 1364	103 kW	B 462 3
A 16 LET	79,000 4 1598	132 kW	B 463 8
A 16 XHT	79,000 4 1598	125 - 147 kW	B 463 8
A 20 DTH	83,000 4 1956	117 - 121 kW	D 464 14
C 12 NZ	72,000 4 1196	33 kW	B 462 2
C 14 NZ	77,600 4 1389	44 kW	B 463 6
C 14 SE	77,600 4 1389	60 kW	B 463 6
C 16 SEL	79,000 4 1598	74 - 78 kW	B 463 9
C 18 XEL	81,600 4 1799	85 kW	B 464 11
C 20 LET	86,000 4 1998	150 kW	B 464 16
C 20 NE	86,000 4 1998	85 kW	B 464 16
C 20 SEL	86,000 4 1998	100 kW	B 464 15
C 20 XE	86,000 4 1998	110 kW	B 464 16
F10A	65,500 4 970	30 - 33 kW	B 462 1
G13A	74,000 4 1324	44 - 54 kW	B 462 5
G13BA	74,000 4 1298	50 kW	B 462 5

ENGINE	ccm	kW	
X 14 XE	77,600 4 1389	66 kW	B 463 6
X 16 XEL	79,000 4 1598	74 kW	B 463 9
X 16 XE	79,000 4 1598	78 - 80 kW	B 463 9
X 18 XE1	80,500 4 1796	85 kW	B 463 10
X 20 SE	86,000 4 1998	85 kW	B 464 16
X 20 XEV	86,000 4 1998	100 kW	B 464 16
X 22 SE	86,000 4 2198	96 - 100 kW	B 464 16
Y 17 DT	79,000 4 1686	55 kW	D 463 7
Z 14 XEP	73,400 4 1364	66 kW	B 462 4
Z 14 XE	77,600 4 1389	66 kW	B 463 6
Z 16 SE	79,000 4 1598	62 - 64 kW	B 463 9
Z 16 XE	79,000 4 1598	63 - 74 kW	B 463 9
Z 18 XER	80,500 4 1796	103 kW	B 463 10
Z 18 XE	80,500 4 1796	87 - 92 kW	B 463 10
Z 19 DTH	82,000 4 1910	110 kW	D 464 13
Z 19 DT	82,000 4 1910	88 kW	D 464 12
Z 20 LET	86,000 4 1998	140 - 147 kW	B 465 17



Type

65,500 mm

1

F10A

403503-00-4										5 pairs
-25-4	1-5	HL	AL	49,974	53,997	20,000	↑ LO1G	1,990		
-50-4				49,989	54,018		↓ LO1G			
-75-4										
433506-00-4										4 pairs
-25-4	1-4	PL	AL	37,981	40,998	18,011	↑ LO1	1,491		
-50-4				37,991	41,021		↓ LO1			
-75-4										

72,000 mm

2

C 12 NZ

400301-00-4 *										5 pairs
-25-4	1,2,4,5	HL	AL	54,972	59,000	19,500	↑ LO1G	2,001	4 pairs	
-50-4				54,985	59,013		↓ LO1G			
-75-4										
-100-4	3	FL	AL	54,972	59,000	25,900	↑ LO1G	2,001	1 pair	
-125-4				54,985	59,013		↓ LO1G			
430302-00-4										4 pairs
-25-4	1-4	PL	AL	42,971	46,000	16,600	↑ LO1	1,497		
-50-4				42,987	46,012		↓ LO1			
-75-4										
-100-4										
-125-4										

72,500 mm

3

A 14 NET

403508-00-4 *										5 pairs
-25-4	1,2,4,5	HL	AL	49,984	54,000	17,100	↑ LO1G	1,995	4 pairs	
-50-4				49,997	54,013		↓ LO1G			
	3	FL	AL	49,984	54,000	22,900	↑ LO1G	1,995	1 pair	
				49,997	54,013		↓ LO1G			

73,400 mm

4

Z 14 XEP

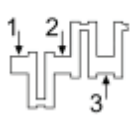
403508-00-4 *										5 pairs
-25-4	1,2,4,5	HL	AL	49,984	54,000	17,100	↑ LO1G	1,995	4 pairs	
-50-4				49,997	54,013		↓ LO1G			
	3	FL	AL	49,984	54,000	22,900	↑ LO1G	1,995	1 pair	
				49,997	54,013		↓ LO1G			
433508-00-4										4 pairs
-25-4	1-4	PL	AL	42,971	46,000	13,200	↑ L	1,501		
-50-4				42,987	46,012		↓ L			

74,000 mm

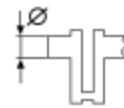
5

G13A , G13BA ,

403512-00-4										5 pairs
-25-4	1-5	HL	AL	44,980	49,000	18,100	↑ LO1	2,000		
-50-4				44,980	49,000		↓ LO1			
-75-4										
433512-00-4										4 pairs
-25-4	1-4	PL	AL	41,980	45,020	18,100	↑ L	1,490		
-50-4				41,980	45,020		↓ L			
-75-4										



Type



77,600 mm

6

C 14 NZ, C 14 SE, X 14 XE, Z 14 XE,

400301-00-4 *										5 pairs
-25-4	1,2,4,5	HL	AL	54,972	59,000	19,500	↑ LO1G	2,001	4 pairs	
-50-4				54,985	59,013		↓ LO1G			
-75-4										
-100-4	3	FL	AL	54,972	59,000	25,900	↑ LO1G	2,001	1 pair	
-125-4				54,985	59,013		↓ LO1G			
430302-00-4										4 pairs
-25-4	1-4	PL	AL	42,971	46,000	16,600	↑ LO1	1,497		
-50-4				42,987	46,012		↓ LO1			
-75-4										
-100-4										
-125-4										

79,000 mm

7

Y 17 DT

403505-00-4										5 pairs
-25-4	1-5	HL	AL	51,918	55,976	15,400	↑ LO1G	2,000		
-50-4				51,938	56,000		↓ L			

79,000 mm

8

A 16 LET, A 16 XHT,

400301-00-4 *										5 pairs
-25-4	1,2,4,5	HL	AL	54,972	59,000	19,500	↑ LO1G	2,001	4 pairs	
-50-4				54,985	59,013		↓ LO1G			
-75-4										
-100-4	3	FL	AL	54,972	59,000	25,900	↑ LO1G	2,001	1 pair	
-125-4				54,985	59,013		↓ LO1G			

79,000 mm

9

C 16 SEL, X 16 XEL, X 16 XE, Z 16 SE, Z 16 XE,

400301-00-4 *										5 pairs
-25-4	1,2,4,5	HL	AL	54,972	59,000	19,500	↑ LO1G	2,001	4 pairs	
-50-4				54,985	59,013		↓ LO1G			
-75-4										
-100-4	3	FL	AL	54,972	59,000	25,900	↑ LO1G	2,001	1 pair	
-125-4				54,985	59,013		↓ LO1G			
430302-00-4										4 pairs
-25-4	1-4	PL	AL	42,971	46,000	16,600	↑ LO1	1,497		
-50-4				42,987	46,012		↓ LO1			
-75-4										
-100-4										
-125-4										

80,500 mm

10

X 18 XE1, Z 18 XER, Z 18 XE,

400301-00-4 *										5 pairs
-25-4	1,2,4,5	HL	AL	54,972	59,000	19,500	↑ LO1G	2,001	4 pairs	
-50-4				54,985	59,013		↓ LO1G			
-75-4										
-100-4	3	FL	AL	54,972	59,000	25,900	↑ LO1G	2,001	1 pair	
-125-4				54,985	59,013		↓ LO1G			
430302-00-4										4 pairs
-25-4	1-4	PL	AL	42,971	46,000	16,600	↑ LO1	1,497		
-50-4				42,987	46,012		↓ LO1			
-75-4										
-100-4										
-125-4										



Type

81,600 mm

11

C 18 XEL

403506-00-4 *										5 pairs
-25-4	1,2,4,5	HL	AL	57,982	62,000	19,500	↑ LO1G	1,995	4 pairs	
-50-4				57,995	62,013		↓ LO1G			
	3	FL	AL	57,982	62,000	25,910	↑ LO1G	1,995	1 pair	
				57,995	62,013		↓ LO1G			
433501-00-4										4 pairs
-25-4	1-4	PL	CU3	48,971	52,000	19,300	↑ LO1	1,500		
-50-4				48,987	52,012		↓ L			

82,000 mm

12

Z 19 DT

403515-00-4										5 pairs
-25-4	1-5	HL	AL	59,986	63,705	20,750	↑ LO2G	1,844		
-50-4				60,000	63,718		↓ L			
412004-00-1										1 pair
-10-1	1	AS	AL	67,785	82,425		↑ G	2,485		
-15-1				68,040	85,677		↓ G			

82,000 mm

13

Z 19 DTH

403507-00-4										5 pairs
	1-5	HL	CU3	59,986	63,705	20,750	↑ LO2G	1,844		
				60,000	63,718		↓ L			
403515-00-4										5 pairs
-25-4	1-5	HL	AL	59,986	63,705	20,750	↑ LO2G	1,844		
-50-4				60,000	63,718		↓ L			
412004-00-1										1 pair
-10-1	1	AS	AL	67,785	82,425		↑ G	2,485		
-15-1				68,040	85,677		↓ G			

83,000 mm

14

A 20 DTH

412004-00-1										1 pair
-10-1	1	AS	AL	67,785	82,425		↑ G	2,485		
-15-1				68,040	85,677		↓ G			

86,000 mm

15

C 20 SEL

403506-00-4 *										5 pairs
-25-4	1,2,4,5	HL	AL	57,982	62,000	19,500	↑ LO1G	1,995	4 pairs	
-50-4				57,995	62,013		↓ LO1G			
	3	FL	AL	57,982	62,000	25,910	↑ LO1G	1,995	1 pair	
				57,995	62,013		↓ LO1G			

86,000 mm

16

C 20 LET, C 20 NE, C 20 XE, X 20 SE, X 20 XEV, X 22 SE,

403506-00-4 *										5 pairs
-25-4	1,2,4,5	HL	AL	57,982	62,000	19,500	↑ LO1G	1,995	4 pairs	
-50-4				57,995	62,013		↓ LO1G			
	3	FL	AL	57,982	62,000	25,910	↑ LO1G	1,995	1 pair	
				57,995	62,013		↓ LO1G			
433501-00-4										4 pairs
-25-4	1-4	PL	CU3	48,971	52,000	19,300	↑ LO1	1,500		
-50-4				48,987	52,012		↓ L			



86,000 mm 17

Z 20 LET

403516-00-4 *										
-25-4	1,2,4,5	HL	AL	57,974	62,000	19,500	↑ LO2G	2,001	5 pairs	
-50-4				57,995	62,013		↓ LO2G		4 pairs	
-75-4	3	FL	AL	57,974	62,000	25,910	↑ LO2G	2,001	1 pair	
				57,995	62,013		↓ LO2G			

93,000 mm 18

4JB1-T

403504-00-4										
-25-4	1-5	HL	AL	69,916	73,975	23,000	↑ LO2G	2,004	5 pairs	
-50-4				69,931	74,000		↓ L			
413503-00-1										
	1	AS	AL	78,000	92,950		↑ G	2,480	1 pair	
				78,000	92,950		↓ G			
433505-00-4										
-25-4	1-4	PL	AL	52,918	55,984	25,800	↑ L	1,513	4 pairs	
-50-4				52,931	55,999		↓ L			







93,000 mm 19

4JA1

403510-00-4										
-25-4	1-5	HL	AL	59,920	63,987	23,030	↑ LO2G	2,004	5 pairs	
-50-4				59,932	64,000		↓ L			
433505-00-4										
-25-4	1-4	PL	AL	52,918	55,984	25,800	↑ L	1,513	4 pairs	
-50-4				52,931	55,999		↓ L			

HONDA



	 ENGINE	 00000	ccm		kW		 1 POS
CIVIC VII Hatchback (EU, EP, EV) 1.7 CTDi (EP4, EU9)	4EE-2	01.02 - 09.05	1686	D	74 kW	468	1
TOURMASTER Pick-up 2.5 TDi	4JA1	01.96 - 12.97	2499	D	66 kW	468	3



ENGINE	\varnothing	4	ccm	kW	D	468	1 POS
4EE-2	79,000	4	1686	74 kW	D	468	1
4JA1	93,000	4	2499	50 - 94 kW	D	468	3

ENGINE	\varnothing	4	ccm	kW	D	468	1 POS
XUD7T	80,000	4	1769	58 - 65 kW	D	468	2



79,000 mm	1
------------------	----------

<small>4EE-2</small>									
403505-00-4									5 pairs
-25-4	1-5	HL	AL	51,918	55,976	15,400	↑ LO1G	2,000	
-50-4				51,938	56,000		↓ L		

80,000 mm	2
------------------	----------






<small>XUD7T</small>									
403701-00-4									5 pairs
-30-4	1-5	HL	AL	59,981	63,731	20,290	↑ LO1G	1,845	
-50-4				60,000	63,750		↓ L		
-80-4									
-100-4									
413701-00-2									2 pairs
-10-2	1-2	AS	AL	67,050	83,050		↑ G	1,880	
-15-2				67,300	83,300		↓ L G		
433706-00-4									4 pairs
-30-4	1-4	PL	CU3	49,984	53,695	20,000	↑ L	1,838	
-50-4				50,000	53,708		↓ L		
-80-4									
443702-00-4									4 pairs
	1-4	PB	CU2	28,007	30,200	23,100	↑ O1G	1,500	
				28,020	30,221		↓		

93,000 mm	3
------------------	----------

<small>4JA1</small>									
403510-00-4									5 pairs
-25-4	1-5	HL	AL	59,920	63,987	23,030	↑ LO2G	2,004	
-50-4				59,932	64,000		↓ L		
433505-00-4									4 pairs
-25-4	1-4	PL	AL	52,918	55,984	25,800	↑ L	1,513	
-50-4				52,931	55,999		↓ L		








ACCENT I (X-3) 1.3 i 12V	G4EH	10.94 - 01.00	1341	B	62 kW	478	5
ACCENT I (X-3) 1.3	G4EH	10.94 - 01.00	1341	B	44 kW	478	5
ACCENT I (X-3) 1.3	G4EH	10.94 - 01.00	1341	B	55 kW	478	5
ACCENT I (X-3) 1.5 i 12V	G4EK	10.94 - 01.00	1495	B	65 kW	479	8
ACCENT I (X-3) 1.5 i 16V	G4ER	12.95 - 01.00	1495	B	73 kW	479	10
ACCENT I (X-3) 1.5 i 16V	G4FK	12.95 - 01.00	1495	B	73 kW	479	10
ACCENT I (X-3) 1.5	G4EK	05.94 - 01.00	1495	B	69 kW	479	8
ACCENT I (X-3) 1.5	G4EK	01.98 - 12.02	1495	B	68 kW	479	8
ACCENT I (X-3) 1.5	G4FK	01.97 - 12.01	1495	B	81 kW	479	10
ACCENT II (LC) 1.3	G4EA	01.00 - 11.05	1341	B	55 kW	478	5
ACCENT II (LC) 1.3	G4EA	01.00 - 11.05	1341	B	61 kW	478	5
ACCENT II (LC) 1.3	G4EA	01.00 - 11.05	1341	B	63 kW	478	5
ACCENT II (LC) 1.3	G4EA	08.02 - 05.06	1341	B	62 kW	478	5
ACCENT II (LC) 1.3	G4EH	08.02 - 05.06	1341	B	62 kW	478	5
ACCENT II (LC) 1.5 CRDi	D3EA	04.02 - 11.05	1493	D	60 kW	480	16
ACCENT II (LC) 1.5 CRDi	D3EA	04.02 - 11.05	1493	D	60 kW	480	16
ACCENT II (LC) 1.5	G4EB	01.00 - 12.12	1495	B	66 kW	479	8
ACCENT II (LC) 1.5	G4EC-G	06.00 - 11.05	14951495	B	75 kW	479	89
ACCENT II (LC) 1.5	G4ECX	06.00 - 12.02	1495	B	76 kW	479	9
ACCENT II (LC) 1.5	G4EK	09.99 - 10.02	1495	B	65 kW	479	8
ACCENT II (LC) 1.5	G4EK	01.00 - 10.02	1495	B	68 kW	479	8
ACCENT II (LC) 1.5	G4EK	05.02 - 05.06	1495	B	69 kW	479	8
ACCENT II (LC) 1.5	G4FK	09.99 - 10.02	1495	B	77 kW	479	10
ACCENT II (LC) 1.6	G4ED-G	12.02 - 12.06	1599	B	77 kW	479	13
ACCENT II (LC) 1.6	G4ED	12.02 - 12.06	1599	B	77 kW	479	11
ACCENT II (LC) 1.6	G4ED	01.00 - 11.05	1599	B	78 kW	479	11
ACCENT II Stufenheck (LC) 1.3	G4EA	01.00 - 11.05	1341	B	55 kW	478	5
ACCENT II Stufenheck (LC) 1.3	G4EA	01.00 - 11.05	1341	B	63 kW	478	5
ACCENT II Stufenheck (LC) 1.3	G4EH	05.03 - 05.06	1341	B	62 kW	478	5
ACCENT II Stufenheck (LC) 1.5 CRDi	D3EA	01.02 - 12.06	1493	D	60 kW	480	16
ACCENT II Stufenheck (LC) 1.5 CRDi	D3EA	01.02 - 12.06	1493	D	60 kW	480	16
ACCENT II Stufenheck (LC) 1.5 LPG	G4EK	01.00 - 12.06	1495	B/G	69 kW	479	8
ACCENT II Stufenheck (LC) 1.5	G4EB	01.00 - 11.17	1495	B	66 kW	479	8
ACCENT II Stufenheck (LC) 1.5	G4ECX	06.00 - 12.02	1495	B	76 kW	479	9
ACCENT II Stufenheck (LC) 1.5	G4EK	09.99 - 12.06	1495	B	69 kW	479	8
ACCENT II Stufenheck (LC) 1.5	G4FK	09.99 - 10.02	1495	B	75 kW	479	10
ACCENT II Stufenheck (LC) 1.5	G4FK	09.99 - 10.02	1495	B	73 kW	479	10
ACCENT II Stufenheck (LC) 1.6	G4ED-G	12.02 - 12.06	1599	B	77 kW	479	13
ACCENT II Stufenheck (LC) 1.6	G4ED	12.02 - 12.06	1599	B	77 kW	479	11
ACCENT II Stufenheck (LC) 1.6	G4ED	09.00 - 12.05	1599	B	78 kW	479	11
ACCENT III (MC) 1.4 GL	G4EE	11.05 - 11.10	1399	B	71 kW	479	9
ACCENT III (MC) 1.5 CRDi GLS	D4FA	11.05 - 11.10	1493	D	81 kW	478	7
ACCENT III (MC) 1.6 GLS	G4ED	11.05 - 12.10	1599	B	82 kW	479	11
ACCENT III Stufenheck (MC) 1.4 GL	G4EE	11.05 - 11.10	1399	B	71 kW	479	9
ACCENT III Stufenheck (MC) 1.5 CNG	G4EK	01.08 - 11.10	1495	B/G	71 kW	479	8
ACCENT III Stufenheck (MC) 1.5 CRDi GLS	D4FA	11.05 - 11.10	1493	D	81 kW	478	7
ACCENT III Stufenheck (MC) 1.5	G4EK	01.08 - 11.10	1495	B	70 kW	479	8
ACCENT III Stufenheck (MC) 1.5	G4EK	01.08 - 12.12	1495	B	75 kW	479	8
ACCENT III Stufenheck (MC) 1.6 GLS	G4ED	11.05 - 12.12	1599	B	82 kW	479	11
ACCENT IV (RB) 1.4	G4LC	08.14	1368	B	74 kW	478	6
ACCENT IV (RB) 1.4	G4LC	04.15	1368	B	73 kW	478	6
ACCENT IV (RB) 1.6 CRDi	D4FB	11.10	1582	D	94 kW	479	12
ACCENT IV (RB) 1.6 CRDi	D4FB	02.15	1582	D	100 kW	479	12
ACCENT IV Stufenheck (RB) 1.4 CRDi	D4FC	11.10	1396	D	66 kW	478	7
ACCENT IV Stufenheck (RB) 1.4	G4LC	11.10	1368	B	74 kW	478	6
ACCENT IV Stufenheck (RB) 1.4	G4LC	04.15	1368	B	73 kW	478	6
ACCENT IV Stufenheck (RB) 1.6 CRDi	D4FB	04.11	1582	D	100 kW	479	12
ACCENT IV Stufenheck (RB) 1.6 CRDi	D4FB	11.10 - 12.17	1582	D	94 kW	479	12
ACCENT Stufenheck (X-3) 1.3 i 12V	G4EH	09.94 - 01.00	1341	B	62 kW	478	5
ACCENT Stufenheck (X-3) 1.3	G4EH	07.94 - 01.00	1341	B	44 kW	478	5
ACCENT Stufenheck (X-3) 1.3	G4EH	07.94 - 01.00	1341	B	55 kW	478	5

			ccm		kw		1 POS
ACCENT Stufenheck (X-3) 1.5 i 12V	G4EK	09.94 - 01.00	1495	B	65 kW	479	8
ACCENT Stufenheck (X-3) 1.5 i 16V	G4ER	10.95 - 01.00	1495	B	73 kW	479	10
ACCENT Stufenheck (X-3) 1.5 i 16V	G4FK	10.95 - 01.00	1495	B	73 kW	479	10
ACCENT Stufenheck (X-3) 1.5	G4EK	05.94 - 01.00	1495	B	69 kW	479	8
ACCENT Stufenheck (X-3) 1.5	G4EK	10.94 - 07.99	1495	B	63 kW	479	8
ACCENT Stufenheck (X-3) 1.5	G4FK	04.94 - 01.00	1495	B	81 kW	479	10
ACCENT V Stufenheck (HC) 1.4	G4LC	07.18	1368	B	74 kW	478	6
ACCENT V Stufenheck (HC) 1.6 CRDi	D4FB	01.17	1582	D	94 kW	479	12
ATOS (MX) 1.0 i	G4HC-E	03.01 - 12.07	999	B	43 kW	478	1
ATOS (MX) 1.0 i	G4HC	02.98 - 05.13	999	B	40 kW	478	1
ATOS (MX) 1.0 i	G4HC	03.01 - 12.07	999	B	43 kW	478	1
ATOS (MX) 1.0 i	G4HC	02.98 - 11.09	999	B	41 kW	478	1
ATOS (MX) 1.0	G4HC	09.05 - 08.08	999	B	46 kW	478	1
ATOS (MX) 1.1 LPG	G4HG	09.08 - 07.15	1086	B/G	46 kW	478	2
ATOS (MX) 1.1	G4HG	08.03 - 05.13	1086	B	46 kW	478	2
ATOS (MX) 1.1	G4HG	06.03 - 12.10	1086	B	45 kW	478	2
BAYON (BC3) 1.4 MPI	G4LC	05.21	1368	B	74 kW	478	6
COUPE (RD) 1.6 16V	G4GR	03.98 - 04.02	1599	B	85 kW	480	14
COUPE (RD) 1.6 i 16V	G4ED-G	08.00 - 01.02	1599	B	79 kW	479	13
COUPE (RD) 1.6 i 16V	G4ED	12.96 - 04.02	1599	B	84 kW	479	11
COUPE (RD) 1.6 i 16V	G4GR	12.96 - 04.02	1599	B	84 kW	480	14
COUPE II (GK) 1.6 16V	G4ED-G	03.02 - 08.09	1599	B	77 kW	479	13
COUPE II (GK) 1.6 16V	G4ED-G	03.02 - 08.09	1599	B	79 kW	479	13
COUPE II (GK) 1.6 16V	G4ED	03.02 - 08.09	1599	B	77 kW	479	11
COUPE II (GK) 1.6 16V	G4ED	03.02 - 08.09	1599	B	79 kW	479	11
CRETA (SU2) 1.5 CRDi (SU2i)	D4FA	03.20	1493	D	85 kW	478	7
CRETA 1.4 CRDi	D4FC	01.16 - 01.21	1396	D	66 kW	478	7
CRETA 1.6 CRDi	D4FB	01.16 - 01.21	1582	D	94 kW	479	12
ELANTRA III (XD) 1.6	G4ED-G	06.00 - 07.06	1599	B	79 kW	479	13
ELANTRA III (XD) 1.6	G4ED-G	01.01 - 07.06	1599	B	77 kW	479	13
ELANTRA III (XD) 1.6	G4ED	06.00 - 07.06	1599	B	79 kW	479	11
ELANTRA III (XD) 1.6	G4ED	01.01 - 07.06	1599	B	77 kW	479	11
ELANTRA III (XD) 1.6	G4GR	06.00 - 07.06	1599	B	66 kW	480	14
ELANTRA III (XD) 2.0 CRDi	D4EA	04.01 - 07.06	1991	D	83 kW	480	17
ELANTRA III Stufenheck (XD) 1.6	G4ED-G	06.00 - 07.06	1599	B	79 kW	479	13
ELANTRA III Stufenheck (XD) 1.6	G4ED-G	01.01 - 05.06	1599	B	77 kW	479	13
ELANTRA III Stufenheck (XD) 1.6	G4ED	06.00 - 07.06	1599	B	79 kW	479	11
ELANTRA III Stufenheck (XD) 1.6	G4ED	01.01 - 05.06	1599	B	77 kW	479	11
ELANTRA III Stufenheck (XD) 1.6	G4GR	06.00 - 07.06	1599	B	66 kW	480	14
ELANTRA III Stufenheck (XD) 2.0 CRDi	D4EA	04.01 - 07.06	1991	D	83 kW	480	17
ELANTRA III Stufenheck (XD) D	D4FA	01.05 - 09.06	1493	D	76 kW	478	7
ELANTRA III Stufenheck (XD) LPI	G4ED	01.05 - 09.06	1599	B/G	81 kW	479	11
ELANTRA IV Stufenheck (HD) 1.6 CRDi	D4FB	11.05 - 12.11	1582	D	85 kW	479	12
ELANTRA V Stufenheck (MD, UD) 1.6 CRDi	D4FB	02.11 - 12.15	1582	D	94 kW	479	12
ELANTRA VI Stufenheck (AD, ADA) 1.6 CRDi VGT	D4FB	01.16	1582	D	94 kW	479	12
ELANTRA VI Stufenheck (AD, ADA) 1.6 D	D4FB	02.16	1582	D	100 kW	479	12
GALLOPER II (JK-01) 2.5 Tci D	D4BH	08.98 - 12.03	2476	D	77 kW	482	23
GALLOPER II (JK-01) 2.5 TD intercooler	D4BH	08.98 - 12.03	2476	D	73 kW	482	23
GALLOPER II (JK-01) 2.5 TDCi Allrad (KPE1CP)	D4BH	11.97 - 06.03	2476	D	59 kW	482	23
GALLOPER II (JK-01) 2.5 TD	D4BA	02.97 - 12.03	2476	D	65 kW	482	24
GALLOPER II (JK-01) 2.5 TD	D4BF	02.97 - 12.03	2476	D	65 kW	482	24
GALLOPER II (JK-01) LPI Allrad	D4BF	02.97 - 12.03	2476	D/G	61 kW	482	24
GALLOPER II (JK-01) LPI Allrad	D4BH	02.97 - 12.03	2476	D/G	76 kW	482	23
GALLOPER I 2.5 TD intercooler	4D56-T	08.91 - 07.98	2477	D	70 kW	481	22
GALLOPER I 2.5 TD	4D56-T	08.91 - 07.98	2477	D	62 kW	481	22
GETZ (TB) 1.1	G4HG	09.05 - 04.10	1086	B	49 kW	478	2
GETZ (TB) 1.1	G4HG	09.05 - 04.10	1086	B	49 kW	478	2
GETZ (TB) 1.3 i	G4EA	09.02 - 06.07	1341	B	60 kW	478	5
GETZ (TB) 1.3	G4EA	09.04 - 04.10	1341	B	61 kW	478	5
GETZ (TB) 1.3	G4EA	10.02 - 09.05	1341	B	63 kW	478	5
GETZ (TB) 1.4 i	G4EE	08.05 - 12.10	1399	B	71 kW	479	9
GETZ (TB) 1.5 CRDi GLS	D4FA	07.04 - 08.05	1493	D	75 kW	478	7








GETZ (TB) 1.5 CRDi GLS	D4FA	08.05 - 04.10	1493	D	81 kW	478	7
GETZ (TB) 1.5 CRDi	D3EA	03.03 - 09.05	1493	D	60 kW	480	16
GETZ (TB) 1.5 CRDi	D4FA	08.05 - 06.09	1493	D	65 kW	478	7
GETZ (TB) 1.5 i	G4EC-G	09.02 - 10.05	1495149 5	B	73 kW	479	89
GETZ (TB) 1.5 i	G4ER	09.02 - 10.05	1495	B	73 kW	479	10
GETZ (TB) 1.5	G4EK	06.01 - 01.04	1495	B	66 kW	479	8
GETZ (TB) 1.6	G4ED-G	09.02 - 09.05	1599	B	77 kW	479	13
GETZ (TB) 1.6	G4ED-G	09.02 - 06.09	1599	B	78 kW	479	13
GETZ (TB) 1.6	G4ED	09.02 - 09.05	1599	B	77 kW	479	11
GETZ (TB) 1.6	G4ED	09.02 - 06.09	1599	B	78 kW	479	11
GRACE Bus 2.5 D	D4BA	07.93 - 06.94	2476	D	55 kW	482	24
GRACE Bus 2.5 TD	D4BF	06.98 - 10.01	2476	D	59 kW	482	24
GRAND AVEGA 1.4 D-CVVT	G4LC	01.14 - 12.16	1368	B	74 kW	478	6
GRAND SANTA FÉ 2.2 CRDi Allrad	D4HB	06.13	2199	D	145 kW	481	20
GRAND SANTA FÉ 2.2 CRDi Allrad	D4HB	09.13	2199	D	147 kW	481	20
GRAND SANTA FÉ 2.2 CRDi Allrad	D4HB	06.15	2199	D	149 kW	481	20
GRAND SANTA FÉ 2.2 CRDi Allrad	D4HB	06.17	2199	D	142 kW	481	20
GRAND SANTA FÉ 2.2 CRDi Allrad	D4HB	01.14	2199	D	191 kW	481	20
GRAND SANTA FÉ 2.2 CRDi	D4HB	09.13	2199	D	147 kW	481	20
GRAND SANTA FÉ 2.2 CRDi	D4HB	06.15	2199	D	149 kW	481	20
GRANDEUR (HG) 2.2 D	D4HB	01.11	2199	D	147 kW	481	20
GRANDEUR (HG) 2.2 D	D4HB	09.14 - 10.16	2199	D	149 kW	481	20
GRANDEUR (IG) 2.2 CRDi	D4HB	11.16	2199	D	149 kW	481	20
H-1 / STAREX Bus (A1) 2.5 CRDi 4WD	D4CB	12.02 - 04.04	2497	D	103 kW	481	21
H-1 / STAREX Bus (A1) 2.5 CRDi	D4CB	12.02 - 09.07	2497	D	103 kW	481	21
H-1 / STAREX Bus (A1) 2.5 CRDi	D4CB	06.06 - 12.07	2497	D	81 kW	481	21
H-1 / STAREX Bus (A1) 2.5 CRDi	D4CB	12.02 - 04.04	2497	D	120 kW	481	21
H-1 / STAREX Bus (A1) 2.5 D	D4BF	10.97 - 04.04	2476	D	57 kW	482	24
H-1 / STAREX Bus (A1) 2.5 D	D4BH	10.97 - 04.04	2476	D	57 kW	482	23
H-1 / STAREX Bus (A1) 2.5 LPI	D4BH	06.97 - 12.07	2476	D/G	74 kW	482	23
H-1 / STAREX Bus (A1) 2.5 TCI	D4BH	10.97 - 12.07	2476	D	73 kW	482	23
H-1 / STAREX Bus (A1) 2.5 TCI	D4BH	05.04 - 12.07	2476	D	74 kW	482	23
H-1 / STAREX Bus (A1) 2.5 TD 4WD	D4BF	02.98 - 04.04	2476	D	59 kW	482	24
H-1 / STAREX Bus (A1) 2.5 TD 4WD	D4BH	03.01 - 04.04	2476	D	73 kW	482	23
H-1 / STAREX Bus (A1) 2.5 TD 4WD	D4BH	11.01 - 04.04	2476	D	74 kW	482	23
H-1 / STAREX Bus (A1) 2.5 TD	D4BF	06.97 - 04.04	2476	D	59 kW	482	24
H-1 / STAREX Bus (A1) 2.5 TD	D4BF	10.97 - 04.08	2476	D	63 kW	482	24
H-1 / STAREX Bus (A1) CRDi	D4CB	01.02 - 12.07	2497	D	107 kW	481	21
H-1 Cargo (TQ) 2.5 CRDi	D4CB	01.09	2497	D	94 kW	481	21
H-1 Cargo (TQ) 2.5 CRDi	D4CB-W	08.09	2497	D	100 kW	481	21
H-1 Cargo (TQ) 2.5 CRDi	D4CB	02.08	2497	D	125 kW	481	21
H-1 Cargo (TQ) 2.5 CRDi	D4CB	02.08	2497	D	81 kW	481	21
H-1 Cargo (TQ) 2.5 CRDi	D4CB	02.08	2497	D	120 kW	481	21
H-1 Cargo (TQ) 2.5 CRDi	D4CB	01.09	2497	D	85 kW	481	21
H-1 Cargo (TQ) 2.5 CRDi	D4CB	08.09	2497	D	100 kW	481	21
H-1 Cargo (TQ) 2.5 TDCi	D4BH	09.07	2476	D	74 kW	482	23
H-1 Kasten (A1) 2.5 CRDi	D4CB	08.03 - 12.07	2497	D	103 kW	481	21
H-1 Kasten (A1) 2.5 CRDi	D4CB	07.01 - 04.04	2497	D	81 kW	481	21
H-1 Kasten (A1) 2.5 D	D4BA	10.97 - 04.04	2476	D	57 kW	482	24
H-1 Kasten (A1) 2.5 TD	D4BF	03.00 - 09.00	2476	D	59 kW	482	24
H-1 Kasten (A1) 2.5 TD	D4BF	10.98 - 04.08	2476	D	63 kW	482	24
H-1 Kasten (A1) 2.5 TD	D4BH	03.00 - 10.06	2476	D	73 kW	482	23
H-1 Kasten (A1) 2.5 TD	D4BH	10.01 - 08.07	2476	D	74 kW	482	23
H-1 Pritsche/Fahrgestell 2.5 CRDi	D4CB	12.02 - 10.05	2497	D	103 kW	481	21
H-1 Pritsche/Fahrgestell 2.5 D	D4BA	06.00 - 04.04	2476	D	57 kW	482	24
H-1 Pritsche/Fahrgestell 2.5 D	D4BH	06.00 - 10.06	2476	D	73 kW	482	23
H-1 Pritsche/Fahrgestell LPI	D4BH	01.01 - 10.06	2476	D/G	76 kW	482	23
H-1 Travel (TQ) 2.5 CRDi	D4CB	07.08	2497	D	100 kW	481	21
H-1 Travel (TQ) 2.5 CRDi	D4CB	02.08	2497	D	94 kW	481	21
H-1 Travel (TQ) 2.5 CRDi	D4CB	10.18	2497	D	110 kW	481	21
H-1 Travel (TQ) 2.5 CRDi	D4CB	05.08	2497	D	125 kW	481	21

			ccm		kw		1 POS
H-1 Travel (TQ) 2.5 CRDi	D4CB	05.08	2497	D	120 kW	481	21
H-1 Travel (TQ) 2.5 CRDi	D4CB	08.11	2497	D	85 kW	481	21
H-1 Travel (TQ) 2.5 CRDi	D4CB	02.08	2497	D	103 kW	481	21
H-1 Travel (TQ) 2.5 CRDi	D4CB	02.08	2497	D	103 kW	481	21
H-1 Travel (TQ) 2.5 CRDi	D4CB	07.10	2497	D	81 kW	481	21
H-1 Travel (TQ) 2.5 CRDi	D4CB	03.08	2497	D	74 kW	481	21
H-1 Travel (TQ) 2.5 CRDi	D4CB	01.15	2497	D	129 kW	481	21
H-1 Travel (TQ) 2.5 TDCi	D4BH	09.07	2476	D	74 kW	482	23
H100 Bus (P) 2.5 D	D4BA	12.94 - 03.00	2476	D	57 kW	482	24
H100 Bus (P) 2.5 D	D4BA	07.93 - 10.04	2476	D	55 kW	482	24
H100 Bus (P) 2.5 D	D4BX	07.93 - 10.04	2477	D	55 kW	482	24
H100 Bus (P) 2.5 LPI	D4BA	12.94 - 03.00	2476	D/G	57 kW	482	24
H100 Bus (P) 2.5 TD	D4BF	07.93 - 10.04	2476	D	59 kW	482	24
H100 Kasten 2.5 D	D4BA	07.94 - 04.04	2476	D	57 kW	482	24
H100 Kasten 2.5 D	D4BA	07.93 - 12.94	2476	D	55 kW	482	24
H100 Kasten 2.5 D	D4BX	07.93 - 12.94	2477	D	55 kW	482	24
H100 Kasten 2.5 TDiC	D4BF	10.97 - 02.07	2476	D	59 kW	482	24
H100 Pritsche/Fahrgestell (HR) 2.5 CRDi	D4CB	01.04	2497	D	96 kW	481	21
H100 Pritsche/Fahrgestell (HR) 2.5 TCI	D4BH	01.04 - 12.12	2476	D	74 kW	482	23
H100 Pritsche/Fahrgestell (HR) 2.5 TD	4D56-T	11.06	2477	D	74 kW	481	22
H100 Pritsche/Fahrgestell (HR) 2.5 TD	D4CB	01.10	2497	D	92 kW	481	21
H100 Pritsche/Fahrgestell 2.5 D	D4BA	05.96 - 10.01	2476	D	57 kW	482	24
H100 Pritsche/Fahrgestell 2.5 D	D4BA	07.93 - 12.97	2476	D	57 kW	482	24
H100 Pritsche/Fahrgestell 2.5 D	D4BF	05.96 - 12.97	2476	D	59 kW	482	24
H100 Pritsche/Fahrgestell 2.5 D	D4BH	03.96 - 08.98	2476	D	69 kW	482	23
H350 Bus 2.5 CRDi	D4CB	04.15	2497	D	110 kW	481	21
H350 Bus 2.5 CRDi	D4CB	04.15	2497	D	125 kW	481	21
H350 Kasten 2.5 CRDi	D4CB	04.15	2497	D	110 kW	481	21
H350 Kasten 2.5 CRDi	D4CB	04.15	2497	D	125 kW	481	21
H350 Pritsche/Fahrgestell 2.5 CRDi	D4CB	04.15	2497	D	125 kW	481	21
H350 Pritsche/Fahrgestell 2.5 CRDi	D4CB	04.15	2497	D	110 kW	481	21
HIGHWAY VAN 2.0 CRDi	D4EA	03.01 - 03.04	1991	D	83 kW	480	17
KONA (OS, OSE, OSI) 1.6 CRDi e-VGT AWD	D4FB	07.17	1582	D	100 kW	479	12
KONA (OS, OSE, OSI) 1.6 CRDi e-VGT	D4FB	07.17	1582	D	100 kW	479	12
LANTRA II (J-2) 1.5 12V	G4EK	12.96 - 09.00	1495	B	65 kW	479	8
LANTRA II (J-2) 1.6 16V	G4GR	11.95 - 09.00	1599	B	84 kW	480	14
LANTRA II (J-2) 1.6 16V	G4GR	06.95 - 09.00	1599	B	87 kW	480	14
LANTRA II (J-2) 1.6 i	G4GR	11.95 - 09.00	1599	B	66 kW	480	14
LANTRA II (J-2) 1.9 D	DJY	03.98 - 09.00	1905	D	50 kW	480	15
LANTRA II (J-2) LPI	G4FK	06.95 - 12.00	1495	B/G	76 kW	479	10
LANTRA II Kombi (J-2) 1.5 12V	G4EK	04.97 - 10.00	1495	B	65 kW	479	8
LANTRA II Kombi (J-2) 1.5	G4FK	06.95 - 10.00	1495	B	76 kW	479	10
LANTRA II Kombi (J-2) 1.6 16V	G4GR	02.96 - 10.00	1599	B	84 kW	480	14
LANTRA II Kombi (J-2) 1.6 16V	G4GR	06.98 - 05.00	1599	B	87 kW	480	14
LANTRA II Kombi (J-2) 1.6 i	G4GR	02.96 - 10.00	1599	B	66 kW	480	14
LANTRA II Kombi (J-2) 1.9 D	DJY	03.98 - 10.00	1905	D	50 kW	480	15
LANTRA II Kombi (J-2) LPI	G4FK	06.95 - 10.00	1495	B/G	76 kW	479	10
MATRIX (FC) 1.5 CRDi VGT	D4FA	08.05 - 08.10	1493	D	81 kW	478	7
MATRIX (FC) 1.5 CRDi	D3EA	10.01 - 08.10	1493	D	60 kW	480	16
MATRIX (FC) 1.5 CRDi	D4FA	12.04 - 08.10	1493	D	75 kW	478	7
MATRIX (FC) 1.6	G4ED-G	06.01 - 08.10	1599	B	76 kW	479	13
MATRIX (FC) 1.6	G4ED	06.01 - 08.10	1599	B	76 kW	479	11
MATRIX (FC) 1.6	G4ED	01.02 - 12.05	1599	B	66 kW	479	11
PALISADE (LX2) 2.2 CRDi E-VGT HTRAC	D4HB	12.18	2199	D	149 kW	481	20
PALISADE (LX2) 2.2 CRDi E-VGT	D4HB	12.18	2199	D	149 kW	481	20
PALISADE (LX2) 2.2 CRDi HTRAC	D4HB	01.21	2199	D	147 kW	481	20
PALISADE (LX2) 2.2 CRDi	D4HB	01.21	2199	D	147 kW	481	20
PALISADE (LX2) 2.2 CRDi	D4HB	08.21	2199	D	142 kW	481	20
PORTER Bus 2.5 CRDi	D4CB	02.03 - 04.04	2497	D	103 kW	481	21
PORTER Bus 2.5 TD	D4BA	07.94 - 04.04	2476	D	57 kW	482	24
PORTER Bus 2.5 TD	D4BH	07.94 - 04.04	2476	D	73 kW	482	23
PORTER Kasten 2.5 CRDi	D4CB	02.03 - 04.04	2497	D	103 kW	481	21










PORTER Kasten 2.5 CRDi	D4CB	05.04	2497	D	103 kW	481	21
PORTER Kasten 2.5 TCi	D4BH	05.04	2476	D	74 kW	482	23
PORTER Kasten 2.5 TD	D4BA	07.94 - 04.04	2476	D	57 kW	482	24
PORTER Kasten 2.5 TD	D4BH	07.94 - 04.04	2476	D	73 kW	482	23
PORTER Pritsche/Fahrgestell 2.5 CRDi	D4CB	02.03 - 04.04	2497	D	103 kW	481	21
PORTER Pritsche/Fahrgestell 2.5 CRDi	D4CB	01.14	2497	D	96 kW	481	21
PORTER Pritsche/Fahrgestell 2.5 D	D4BH	04.07	2476	D	71 kW	482	23
PORTER Pritsche/Fahrgestell 2.5 D	D4CB	01.12	2497	D	99 kW	481	21
PORTER Pritsche/Fahrgestell 2.5 TD	D4BA	07.94 - 04.04	2476	D	57 kW	482	24
PORTER Pritsche/Fahrgestell 2.5 TD	D4BH	07.94 - 04.04	2476	D	73 kW	482	23
REINA (CB) 1.4	G4LC	02.19	1368	B	70 kW	478	6
S COUPE (SLC) 1.5 i Turbo	G4EK-TC	04.91 - 05.96	1495	B	85 kW	479	8
S COUPE (SLC) 1.5 i	G4EK	08.91 - 05.96	1495	B	65 kW	479	8
S COUPE (SLC) 1.5	G4EK	03.92 - 12.95	1495	B	69 kW	479	8
S COUPE (SLC) 1.5	G4EK	01.91 - 12.95	1495	B	75 kW	479	8
S COUPE (SLC) 1.5	G4EK	01.91 - 12.95	1495	B	95 kW	479	8
SANTA FE IV (TM, TMA) 2.0 CRDi AWD	D4HA	02.18 - 07.20	1995	D	137 kW	481	19
SANTA FE IV (TM, TMA) 2.0 CRDi AWD	D4HA	07.18 - 07.20	1995	D	110 kW	481	19
SANTA FE IV (TM, TMA) 2.0 CRDi	D4HA	02.18 - 07.20	1995	D	137 kW	481	19
SANTA FE IV (TM, TMA) 2.0 CRDi	D4HA	07.18 - 07.20	1995	D	110 kW	481	19
SANTA FE IV (TM, TMA) 2.2 CRDi AWD	D4HB	02.18	2199	D	149 kW	481	20
SANTA FE IV (TM, TMA) 2.2 CRDi AWD	D4HB	07.18 - 11.20	2199	D	147 kW	481	20
SANTA FE IV (TM, TMA) 2.2 CRDi AWD	D4HB	07.18	2199	D	142 kW	481	20
SANTA FE IV (TM, TMA) 2.2 CRDi	D4HB	02.18	2199	D	149 kW	481	20
SANTA FE IV (TM, TMA) 2.2 CRDi	D4HB	07.18 - 11.20	2199	D	147 kW	481	20
SANTA FE IV (TM, TMA) 2.2 CRDi	D4HB	07.18	2199	D	142 kW	481	20
SANTA FE IV Kasten/SUV (TM) 2.2 CRDi AWD	D4HB	07.18 - 11.20	2199	D	147 kW	481	20
SANTA FE IV Kasten/SUV (TM) 2.2 CRDi	D4HB	07.18 - 11.20	2199	D	147 kW	481	20
SANTA FÉ I (SM) 2.0 CRDi 4x4	D4EA	04.01 - 03.06	1991	D	83 kW	480	17
SANTA FÉ I (SM) 2.0 CRDi 4x4	D4EA	08.03 - 03.06	1991	D	92 kW	480	17
SANTA FÉ I (SM) 2.0 CRDi Allrad	D4EA-F	11.03 - 02.06	1991	D	107 kW	480	18
SANTA FÉ I (SM) 2.0 CRDi Allrad	D4EA	11.03 - 02.06	1991	D	107 kW	480	17
SANTA FÉ I (SM) 2.0 CRDi	D4EA	08.01 - 03.06	1991	D	83 kW	480	17
SANTA FÉ I Kasten/SUV (SM) CRDi 4x4	D4EA	04.01 - 12.05	1991	D	83 kW	480	17
SANTA FÉ I Kasten/SUV (SM) CRDi 4x4	D4EA	08.03 - 03.06	1991	D	92 kW	480	17
SANTA FÉ I Kasten/SUV (SM) CRDi	D4EA	08.01 - 07.03	1991	D	83 kW	480	17
SANTA FÉ II (CM) 2.0 4x4	D4EA	01.05 - 12.09	1991	D	111 kW	480	17
SANTA FÉ II (CM) 2.0 CRDi 4x4	D4EA	03.06 - 12.12	1991	D	85 kW	480	17
SANTA FÉ II (CM) 2.0 CRDi 4x4	D4HA	12.10 - 12.12	1995	D	110 kW	481	19
SANTA FÉ II (CM) 2.0 CRDi 4x4	D4HA	03.06 - 12.12	1995	D	135 kW	481	19
SANTA FÉ II (CM) 2.0 CRDi	D4HA	12.10 - 12.12	1995	D	110 kW	481	19
SANTA FÉ II (CM) 2.0 CRDi	D4HA	01.09 - 03.15	1995	D	135 kW	481	19
SANTA FÉ II (CM) 2.2 CRDi 4x4	D4HB	01.09 - 02.14	2199	D	145 kW	481	20
SANTA FÉ II (CM) 2.2 CRDi 4x4	D4HB	01.09 - 12.12	2199	D	147 kW	481	20
SANTA FÉ II (CM) 2.2 CRDi	D4HB	01.09 - 02.14	2199	D	145 kW	481	20
SANTA FÉ II (CM) 2.2 CRDi	D4HB	01.09 - 12.10	2199	D	147 kW	481	20
SANTA FÉ II Kasten/SUV (CM) CRDi 4x4	D4HB	01.09 - 02.14	2199	D	145 kW	481	20
SANTA FÉ II Kasten/SUV (CM) CRDi	D4HB	01.09 - 02.14	2199	D	145 kW	481	20
SANTA FÉ III (DM, DMA) 2.0 CRDi 4WD	D4HA	09.12	1995	D	110 kW	481	19
SANTA FÉ III (DM, DMA) 2.0 CRDi 4WD	D4HA	09.12	1995	D	136 kW	481	19
SANTA FÉ III (DM, DMA) 2.0 CRDi	D4HA	09.12	1995	D	110 kW	481	19
SANTA FÉ III (DM, DMA) 2.0 CRDi	D4HA	05.15	1995	D	136 kW	481	19
SANTA FÉ III (DM, DMA) 2.2 CRDi 4WD	D4HB	09.12 - 12.18	2199	D	145 kW	481	20
SANTA FÉ III (DM, DMA) 2.2 CRDi 4WD	D4HB	10.15	2199	D	147 kW	481	20
SANTA FÉ III (DM, DMA) 2.2 CRDi 4WD	D4HB	06.15	2199	D	149 kW	481	20
SANTA FÉ III (DM, DMA) 2.2 CRDi AWD	D4HB	04.13	2199	D	142 kW	481	20
SANTA FÉ III (DM, DMA) 2.2 CRDi	D4HB	09.12 - 12.15	2199	D	145 kW	481	20
SANTA FÉ III (DM, DMA) 2.2 CRDi	D4HB	10.15	2199	D	147 kW	481	20
SANTA FÉ III (DM, DMA) 2.2 CRDi	D4HB	06.15	2199	D	149 kW	481	20
SANTA FÉ III (DM, DMA) 2.2 CRDi	D4HB	07.18	2199	D	142 kW	481	20
SANTA FÉ III Kasten/SUV (DM) CRDi 4x4	D4HB	05.15	2199	D	145 kW	481	20
SANTRO (AH2) 1.1 CNG	G4HG	10.18 - 02.22	1086	B/G	43 kW	478	2

			ccm		kw		1 POS
SANTRO (AH2) 1.1	G4HG	10.18 - 05.22	1086	B	51 kW	478	2
SANTRO (AH2) 1.1	G4HG	10.18	1086	B	50 kW	478	2
SANTRO I 1.0	G4HC	04.98 - 12.05	999	B	40 kW	478	1
SOLARIS Stufenheck (HCR) 1.4	G4LC	01.17	1368	B	74 kW	478	6
SOLARIS Stufenheck (HCR) 1.5 CRDi	D4FA	05.20	1493	D	85 kW	478	7
SOLARIS Stufenheck (HCR) 1.6 CRDi	D4FB	01.17	1582	D	94 kW	479	12
SONATA IV (EF) 2.0 CRDi Dynamic	D4EA-F	10.01 - 11.04	1991	D	103 kW	480	18
SONATA IV (EF) 2.0 CRDi Dynamic	D4EA	10.01 - 11.04	1991	D	103 kW	480	17
SONATA V (NF) 2.0 CRDi	D4EA-F	06.07 - 12.10	1991	D	105 kW	480	18
SONATA V (NF) 2.0 CRDi	D4EA-F	02.06 - 12.10	1991	D	103 kW	480	18
SONATA V (NF) 2.0 CRDi	D4EA-F	02.06 - 12.10	1991	D	100 kW	480	18
SONATA V (NF) 2.0 CRDi	D4EA-F	03.09 - 12.10	1991	D	110 kW	480	18
SONATA V (NF) 2.0 CRDi	D4EA	06.07 - 12.10	1991	D	105 kW	480	17
SONATA V (NF) 2.0 CRDi	D4EA	02.06 - 12.10	1991	D	103 kW	480	17
SONATA V (NF) 2.0 CRDi	D4EA	02.06 - 12.10	1991	D	100 kW	480	17
SONATA V (NF) 2.0 CRDi	D4EA	03.09 - 12.10	1991	D	110 kW	480	17
SONATA VII (LF) 1.7 CRDi	D4FD	01.15	1685	D	104 kW	479	12
STARIA Bus (US4) 2.2 CRDi (US4W)	D4HB	01.21	2199	D	130 kW	481	20
STARIA Bus (US4) 2.2 CRDi AWD (US4W)	D4HB	01.21	2199	D	130 kW	481	20
STARIA Kasten (US4) 2.2 CRDi (US4V)	D4HB	01.21	2199	D	130 kW	481	20
TERRACAN (HP) 2.5 D	D4BH	06.01 - 10.03	2476	D	74 kW	482	23
TERRACAN (HP) 2.5 D	D4BH	06.01 - 10.03	2476	D	59 kW	482	23
TERRACAN (HP) 2.5 TD 4WD	D4BH	12.01 - 12.06	2476	D	74 kW	482	23
TERRACAN (HP) 2.5 TD	D4BH	02.01 - 12.06	2476	D	74 kW	482	23
TIBURON Coupe 1.6 CVVT	G4ED-G	10.06 - 12.08	1599	B	78 kW	479	13
TIBURON Coupe 1.6 CVVT	G4ED	10.06 - 12.08	1599	B	78 kW	479	11
TRAJET (FO) 2.0 CRDi	D4EA	04.01 - 07.08	1991	D	83 kW	480	17
TRAJET (FO) 2.0 CRDi	D4EA	01.03 - 07.08	1991	D	92 kW	480	17
TRAJET Kasten/Großraumlimousine (FO) CRDi	D4EA	04.04 - 07.08	1991	D	83 kW	480	17
TUCSON (JM) 2.0 CRDi Allrad	D4EA-F	01.06 - 03.10	1991	D	103 kW	480	18
TUCSON (JM) 2.0 CRDi Allrad	D4EA-F	01.06 - 03.10	1991	D	100 kW	480	18
TUCSON (JM) 2.0 CRDi Allrad	D4EA-F	01.07 - 03.10	1991	D	88 kW	480	18
TUCSON (JM) 2.0 CRDi Allrad	D4EA-F	01.09 - 03.10	1991	D	110 kW	480	18
TUCSON (JM) 2.0 CRDi Allrad	D4EA	08.04 - 03.10	1991	D	83 kW	480	17
TUCSON (JM) 2.0 CRDi Allrad	D4EA	01.06 - 03.10	1991	D	103 kW	480	17
TUCSON (JM) 2.0 CRDi Allrad	D4EA	01.06 - 03.10	1991	D	100 kW	480	17
TUCSON (JM) 2.0 CRDi Allrad	D4EA	01.07 - 03.10	1991	D	88 kW	480	17
TUCSON (JM) 2.0 CRDi Allrad	D4EA	01.09 - 03.10	1991	D	110 kW	480	17
TUCSON (JM) 2.0 CRDi	D4EA-F	01.06 - 03.10	1991	D	103 kW	480	18
TUCSON (JM) 2.0 CRDi	D4EA-F	01.06 - 03.10	1991	D	100 kW	480	18
TUCSON (JM) 2.0 CRDi	D4EA-F	01.07 - 03.10	1991	D	88 kW	480	18
TUCSON (JM) 2.0 CRDi	D4EA-F	01.09 - 03.10	1991	D	110 kW	480	18
TUCSON (JM) 2.0 CRDi	D4EA	08.04 - 03.10	1991	D	83 kW	480	17
TUCSON (JM) 2.0 CRDi	D4EA	01.06 - 03.10	1991	D	103 kW	480	17
TUCSON (JM) 2.0 CRDi	D4EA	01.06 - 03.10	1991	D	100 kW	480	17
TUCSON (JM) 2.0 CRDi	D4EA	01.07 - 03.10	1991	D	88 kW	480	17
TUCSON (JM) 2.0 CRDi	D4EA	01.09 - 03.10	1991	D	110 kW	480	17
TUCSON (TL, TLE) 1.7 CRDi	D4FD	06.15 - 09.20	1685	D	85 kW	479	12
TUCSON (TL, TLE) 1.7 CRDi	D4FD	06.15 - 09.20	1685	D	104 kW	479	12
TUCSON (TL, TLE) 2.0 CRDi Allrad	D4HA	06.15 - 09.20	1995	D	100 kW	481	19
TUCSON (TL, TLE) 2.0 CRDi Allrad	D4HA	06.15 - 12.20	1995	D	136 kW	481	19
TUCSON (TL, TLE) 2.0 CRDi Allrad	D4HA	06.15 - 09.20	1995	D	129 kW	481	19
TUCSON (TL, TLE) 2.0 CRDi Allrad	D4HA	06.15 - 09.20	1995	D	131 kW	481	19
TUCSON (TL, TLE) 2.0 CRDi Hybrid 48V Allrad	D4HA	10.18	1995	D	136 kW	481	19
TUCSON (TL, TLE) 2.0 CRDi	D4HA	06.15 - 09.20	1995	D	100 kW	481	19
TUCSON (TL, TLE) 2.0 CRDi	D4HA	06.15 - 06.21	1995	D	136 kW	481	19
TUCSON (TL, TLE) 2.0 CRDi	D4HA	06.15 - 09.20	1995	D	129 kW	481	19
TUCSON (TL, TLE) 2.0 CRDi	D4HA	06.15 - 09.20	1995	D	131 kW	481	19
TUCSON (TL, TLE) 2.0 CRDi	D4HA	03.18	1995	D	150 kW	481	19
TUCSON Kasten/SUV (JM) CRDi VGT	D4EA	01.09 - 03.10	1991	D	110 kW	480	17
TUCSON Kasten/SUV (JM) CRDi	D4EA	01.06 - 03.10	1991	D	103 kW	480	17
VENUE (QX, QXI) CRDi (QXI)	D4FA	03.20	1493	D	74 kW	478	7



VENUE (QX, QXI) CRDi (QXI)	D4FC	07.19 - 03.20	1396	D	66 kW	478	7
VISTO 0.8	F8CN	11.97 - 10.00	796	B	38 kW	478	3
i10 (BA, IA) 1.2	G4LA	12.13	1248	B	64 kW	478	4
i10 (BA, IA) 1.2	G4LA	09.14	1248	B	65 kW	478	4
i10 I (PA) 1.1 LPG	G4HG	04.11 - 12.13	1086	B/G	51 kW	478	2
i10 I (PA) 1.1 LPG	G4HG	01.09 - 12.13	1086	B/G	48 kW	478	2
i10 I (PA) 1.1	G4HG	04.11 - 12.13	1086	B	51 kW	478	2
i10 I (PA) 1.1	G4HG	01.08 - 12.13	1086	B	49 kW	478	2
i10 I (PA) 1.1	G4HG	12.07 - 04.15	1086	B	48 kW	478	2
i10 I (PA) 1.1	G4HG	11.08 - 04.17	1086	B	50 kW	478	2
i10 I (PA) 1.2 LPG	G4LA	01.10 - 12.13	1248	B/G	57 kW	478	4
i10 I (PA) 1.2	G4LA	08.09 - 12.13	1248	B	63 kW	478	4
i10 I (PA) 1.2	G4LA	11.08 - 12.11	1248	B	57 kW	478	4
i10 I (PA) 1.2	G4LA	12.15	1248	B	64 kW	478	4
i10 II Cargo (BA, IA) 1.2	G4LA	09.16	1248	B	64 kW	478	4
i10 II Stufenheck 1.2	G4LA	08.15	1248	B	64 kW	478	4
i10 II Stufenheck 1.2	G4LA	12.13	1248	B	65 kW	478	4
i20 ACTIVE (IB, GB) 1.4 CRDi	D4FC	09.15	1396	D	66 kW	478	7
i20 ACTIVE (IB, GB) 1.4	G4LC	09.15	1368	B	74 kW	478	6
i20 I (PB, PBT) 1.2 LPG	G4LA	01.09 - 08.14	1248	B/G	60 kW	478	4
i20 I (PB, PBT) 1.2	G4LA	09.08 - 12.12	1248	B	57 kW	478	4
i20 I (PB, PBT) 1.2	G4LA	03.12 - 12.15	1248	B	63 kW	478	4
i20 I (PB, PBT) 1.4 CRDi	D4FC	09.08 - 12.12	1396	D	55 kW	478	7
i20 I (PB, PBT) 1.4 CRDi	D4FC	08.08 - 12.15	1396	D	66 kW	478	7
i20 I (PB, PBT) 1.6 CRDi	D4FB	09.08 - 12.12	1582	D	85 kW	479	12
i20 I (PB, PBT) 1.6 CRDi	D4FB	01.09 - 12.12	1582	D	94 kW	479	12
i20 II (GB, IB) 1.2 LPGi	G4LA	11.14	1248	B/G	61 kW	478	4
i20 II (GB, IB) 1.2 LPG	G4LA	01.19	1248	B/G	55 kW	478	4
i20 II (GB, IB) 1.2	G4LA	11.14	1248	B	55 kW	478	4
i20 II (GB, IB) 1.2	G4LA	11.14	1248	B	62 kW	478	4
i20 II (GB, IB) 1.4 CRDi	D4FC	11.14	1396	D	66 kW	478	7
i20 II (GB, IB) 1.4 CRDi	D4FC	01.18	1396	D	55 kW	478	7
i20 II (GB, IB) 1.4 MPI	G4LC	11.14	1368	B	85 kW	478	6
i20 II (GB, IB) 1.4	G4LC	11.14	1368	B	74 kW	478	6
i20 II Coupe (GB) 1.2	G4LA	05.15	1248	B	62 kW	478	4
i20 II Coupe (GB) 1.4 CRDi	D4FC	05.15	1396	D	66 kW	478	7
i20 II Coupe (GB) 1.4	G4LC	05.15	1368	B	74 kW	478	6
i20 II Hatchback Van (GB, IB) 1.2 MPI	G4LA	05.15	1248	B	62 kW	478	4
i20 II Hatchback Van (GB, IB) 1.2 MPI	G4LA	05.15	1248	B	55 kW	478	4
i20 II Hatchback Van (GB, IB) 1.4 CRDi	D4FC	05.15	1396	D	66 kW	478	7
i20 II Hatchback Van (GB, IB) 1.4 MPI	G4LC	05.15	1368	B	74 kW	478	6
i20 III (BC3, BI3) 1.4 MPI	G4LC	05.21	1368	B	74 kW	478	6
i20 III (BC3, BI3) 1.5 CRDi	D4FA	11.20	1493	D	74 kW	478	7
i30 (FD) 1.6 CRDi VGT	D4FB	10.07 - 11.11	1582	D	81 kW	479	12
i30 (FD) 1.6 CRDi	D4FB	01.10 - 11.11	1582	D	94 kW	479	12
i30 (FD) 1.6 CRDi	D4FB	10.07 - 11.11	1582	D	85 kW	479	12
i30 (FD) 1.6 CRDi	D4FB	10.07 - 11.11	1582	D	66 kW	479	12
i30 (FD) 2.0 CRDi	D4EA-F	10.07 - 11.11	1991	D	103 kW	480	18
i30 (FD) 2.0 CRDi	D4EA-F	10.07 - 11.11	1991	D	100 kW	480	18
i30 (FD) 2.0 CRDi	D4EA	10.07 - 11.11	1991	D	103 kW	480	17
i30 (FD) 2.0 CRDi	D4EA	10.07 - 11.11	1991	D	100 kW	480	17
i30 (GD) 1.4 CRDi	D4FC	12.11 - 12.16	1396	D	66 kW	478	7
i30 (GD) 1.4	G4LC	12.14 - 12.16	1368	B	74 kW	478	6
i30 (GD) 1.6 CRDi	D4FB	12.11 - 12.15	1582	D	94 kW	479	12
i30 (GD) 1.6 CRDi	D4FB	12.11 - 12.16	1582	D	81 kW	479	12
i30 (GD) 1.6 CRDi	D4FB	11.11 - 12.16	1582	D	100 kW	479	12
i30 (PDE, PD, PDEN) 1.4 MPI	G4LC	11.16	1368	B	74 kW	478	6
i30 (PDE, PD, PDEN) 1.6 CRDi	D4FB	11.16	1582	D	100 kW	479	12
i30 (PDE, PD, PDEN) 1.6 CRDi	D4FB	11.16	1582	D	70 kW	479	12
i30 (PDE, PD, PDEN) 1.6 CRDi	D4FB	11.16	1582	D	81 kW	479	12
i30 (PDE, PD, PDEN) 1.6 CRDi	D4FB	08.18	1582	D	85 kW	479	12
i30 Coupe 1.4 CRDi	D4FC	05.13	1396	D	66 kW	478	7

	 ENGINE		 ccm	 kW		 1 POS	
i30 Coupe 1.4	G4LC	12.14	1368	B	74 kW	478	6
i30 Coupe 1.6 CRDi	D4FB	05.13	1582	D	94 kW	479	12
i30 Coupe 1.6 CRDi	D4FB	11.15	1582	D	81 kW	479	12
i30 Coupe 1.6 CRDi	D4FB	12.14	1582	D	100 kW	479	12
i30 FASTBACK (PDE, PDEN) 1.6 CRDi	D4FB	08.18	1582	D	100 kW	479	12
i30 Hatchback Van (GDE) 1.4 MPI	G4LC	05.15	1368	B	74 kW	478	6
i30 Hatchback Van (GDE) 1.6 CRDi	D4FB	05.15	1582	D	81 kW	479	12
i30 Kombi (FD) 1.6 CRDi	D4FB	01.10 - 06.12	1582	D	94 kW	479	12
i30 Kombi (FD) 1.6 CRDi	D4FB	02.08 - 06.12	1582	D	85 kW	479	12
i30 Kombi (FD) 1.6 CRDi	D4FB	02.08 - 06.12	1582	D	66 kW	479	12
i30 Kombi (FD) 2.0 CRDi	D4EA-F	02.08 - 06.12	1991	D	103 kW	480	18
i30 Kombi (FD) 2.0 CRDi	D4EA-F	10.08 - 06.12	1991	D	100 kW	480	18
i30 Kombi (FD) 2.0 CRDi	D4EA	02.08 - 06.12	1991	D	103 kW	480	17
i30 Kombi (FD) 2.0 CRDi	D4EA	10.08 - 06.12	1991	D	100 kW	480	17
i30 Kombi (GD) 1.4 CRDi	D4FC	06.12	1396	D	66 kW	478	7
i30 Kombi (GD) 1.4	G4LC	01.15	1368	B	74 kW	478	6
i30 Kombi (GD) 1.6 CRDi	D4FB	06.12 - 12.15	1582	D	94 kW	479	12
i30 Kombi (GD) 1.6 CRDi	D4FB	06.12	1582	D	81 kW	479	12
i30 Kombi (GD) 1.6 CRDi	D4FB	01.15	1582	D	100 kW	479	12
i30 Kombi (PDE) 1.4 MPI	G4LC	03.17	1368	B	74 kW	478	6
i30 Kombi (PDE) 1.6 CRDi	D4FB	03.17	1582	D	81 kW	479	12
i30 Kombi (PDE) 1.6 CRDi	D4FB	03.17	1582	D	100 kW	479	12
i30 Kombi (PDE) 1.6 CRDi	D4FB	08.18	1582	D	85 kW	479	12
i30 Kombi (PDE) 1.6 CRDi	D4FB	08.18	1582	D	94 kW	479	12
i30 Kombi Van (GDE, GD) 1.4 MPI	G4LC	05.15	1368	B	74 kW	478	6
i30 Kombi Van (GDE, GD) 1.6 CRDi	D4FB	05.15	1582	D	81 kW	479	12
i30 Kombi Van (PDE) 1.6 CRDi VGT	D4FB	03.17	1582	D	81 kW	479	12
i30 Kombi Van (PDE) 1.6 CRDi VGT	D4FB	03.17	1582	D	100 kW	479	12
i40 I (VF) 1.7 CRDi	D4FD	01.15 - 05.19	1685	D	104 kW	479	12
i40 I (VF) 1.7 CRDi	D4FD	10.12 - 05.19	1685	D	103 kW	479	12
i40 I (VF) 1.7 CRDi	D4FD	03.12 - 05.19	1685	D	85 kW	479	12
i40 I (VF) 1.7 CRDi	D4FD	03.12 - 05.19	1685	D	100 kW	479	12
i40 I CW (VF) 1.7 CRDi	D4FD	03.12 - 05.19	1685	D	103 kW	479	12
i40 I CW (VF) 1.7 CRDi	D4FD	07.11 - 05.19	1685	D	85 kW	479	12
i40 I CW (VF) 1.7 CRDi	D4FD	07.11 - 05.19	1685	D	100 kW	479	12
i40 I CW (VF) 1.7 CRDi	D4FD	01.15 - 05.19	1685	D	104 kW	479	12
i40 I Kombi Van (VF) 1.7 CRDi	D4FD	05.15 - 05.19	1685	D	85 kW	479	12
ix20 (JC) 1.4 CRDi	D4FC	11.10 - 07.19	1396	D	66 kW	478	7
ix20 (JC) 1.4 CRDi	D4FC	06.11 - 07.19	1396	D	57 kW	478	7
ix20 (JC) 1.6 CRDi	D4FB	06.11 - 07.19	1582	D	85 kW	479	12
ix20 (JC) 1.6 CRDi	D4FB	06.11 - 07.19	1582	D	94 kW	479	12
ix35 (LM, EL, ELH) 1.7 CRDi	D4FD	11.10	1685	D	85 kW	479	12
ix35 (LM, EL, ELH) 2.0 CRDi 4WD	D4HA	01.10	1995	D	100 kW	481	19
ix35 (LM, EL, ELH) 2.0 CRDi 4WD	D4HA	01.10	1995	D	135 kW	481	19
ix35 (LM, EL, ELH) 2.0 CRDi 4WD	D4HA	01.11	1995	D	130 kW	481	19
ix35 (LM, EL, ELH) 2.0 CRDi 4WD	D4HA	01.10 - 06.15	1995	D	132 kW	481	19
ix35 (LM, EL, ELH) 2.0 CRDi 4WD	D4HA	10.12 - 06.15	1995	D	128 kW	481	19
ix35 (LM, EL, ELH) 2.0 CRDi	D4HA	01.12	1995	D	135 kW	481	19
ix35 (LM, EL, ELH) 2.0 CRDi	D4HA	01.10	1995	D	100 kW	481	19
ix35 (LM, EL, ELH) 2.0 CRDi	D4HA	01.12	1995	D	130 kW	481	19
ix35 (LM, EL, ELH) 2.0 CRDi	D4HA	01.10 - 06.15	1995	D	132 kW	481	19
ix35 (LM, EL, ELH) 2.0 CRDi	D4HA	10.12 - 06.15	1995	D	128 kW	481	19
ix35 Van CRDi 4WD	D4HA	08.09 - 12.15	1995	D	100 kW	481	19
ix35 Van CRDi	D4FD	09.10 - 12.15	1685	D	85 kW	479	12
ix35 Van CRDi	D4HA	08.09 - 12.15	1995	D	100 kW	481	19



ENGINE	\varnothing	ccm	kW		1 POS	ENGINE	\varnothing	ccm	kW		1 POS				
4D56-T	91,100	4	2477	62 - 74 kW	D	481	22	G4EA	71,500	4	1341	55 - 63 kW	B	478	5
D3EA	83,000	3	1493	60 kW	D	480	16	G4EB	75,500	4	1495	66 kW	B	479	8
D4BA	91,100	4	2476	55 - 65 kW	D	482	24	G4EC-G	75,500	4	1495	73 - 75 kW	B	479	8
D4BF	91,100	4	2476	54 - 65 kW	D	482	24	G4EC-G	75,500	4	1495	73 - 75 kW	B	479	9
D4BH	91,100	4	2476	59 - 78 kW	D	482	23	G4ECX	75,500	4	1495	76 kW	B	479	9
D4BX	91,100	4	2477	54 - 55 kW	D	482	24	G4ED-G	77,400	4	1599	76 - 79 kW	B	479	13
D4CB-W	91,000	4	2497	100 kW	D	481	21	G4ED	76,500	4	1599	66 - 89 kW	B	479	11
D4CB	91,000	4	2497	74 - 129 kW	D	481	21	G4EE	75,500	4	1399	71 kW	B	479	9
D4EA-F	83,000	4	1991	88 - 110 kW	D	480	18	G4EH	71,500	4	1341	40 - 62 kW	B	478	5
D4EA	83,000	4	1991	83 - 110 kW	D	480	17	G4EK-TC	75,500	4	1495	85 kW	B	479	8
D4FA	75,000	4	1493	65 - 85 kW	D	478	7	G4EK	75,500	4	1495	63 - 95 kW	B	479	8
D4FB	77,200	4	1582	66 - 100 kW	D	479	12	G4ER	75,500	4	1495	73 kW	B	479	10
D4FC	75,000	4	1396	55 - 66 kW	D	478	7	G4FK	75,500	4	1495	73 - 81 kW	B	479	10
D4FD	77,200	4	1685	85 - 104 kW	D	479	12	G4GR	77,400	4	1599	66 - 87 kW	B	480	14
D4HA	84,000	4	1995	100 - 150 kW	D	481	19	G4HC-E	66,000	4	999	43 kW	B	478	1
D4HB	85,400	4	2199	130 - 191 kW	D	481	20	G4HC	66,000	4	999	40 - 46 kW	B	478	1
DJY	83,000	4	1905	50 - 52 kW	D	480	15	G4HG	67,000	4	1086	43 - 51 kW	B	478	2
F8CN	68,500	3	796	38 kW	B	478	3	G4LA	71,000	4	1248	55 - 65 kW	B	478	4
G4BG	71,500	4	1341	44 kW	B	478	5	G4LC	72,000	4	1368	70 - 85 kW	B	478	6



66,000 mm 1

G4HC-E, G4HC,

402402-00-4 **5 pairs**

-25-4	1-5	HL	AL	41,985	46,000	16,000	↑ LO2G	1,987
-50-4				42,000	46,013		↓ LO2G	

432402-00-4 **4 pairs**

-25-4	1-4	PL	AL	37,985	41,000	14,500	↑ L	1,490
-50-4				38,000	41,013		↓ L	

67,000 mm 2

G4HG

402422-00-4 **5 pairs**

-25-4	1-5	HL	AL	42,000	46,000	16,100	↑ LO2G	1,995
-50-4				42,000	46,000		↓ L	

432411-00-4 **4 pairs**

-25-4	1-4	PL	AL	42,020	39,150	14,500	↑ L	1,500
-50-4				42,020	39,150		↓ L	
-75-4								

68,500 mm 3

F8CN

433506-00-3 **3 pairs**

-25-3	1-3	PL	AL	37,981	40,998	18,011	↑ LO1	1,491
-50-3				37,991	41,021		↓ LO1	
-75-3								

71,000 mm 4

G4LA

405305-00-4 **5 pairs**

-25-4	1-5	HL	AL	43,000	47,000	15,000	↑ LO2G	2,020
-50-4				43,000	47,000		↓ L	
-75-4								

435306-00-4 **4 pairs**

-25-4	1-4	PL	AL	39,000	42,000	14,000	↑ L	1,506
-50-4				39,000	42,000		↓ L	
-75-4								

71,500 mm 5

G4BG, G4EA, G4EH,

402401-00-4 * **5 pairs**

-25-4	1-4	HL	AL	49,977	54,000	18,000	↑ LO1G	2,000	4 pairs
-50-4				49,992	54,020		↓ L		
-75-4	5	FL	AL	49,977	54,000	22,880	↑ LO1G	2,000	1 pair
-100-4				49,992	54,020		↓ L		

432409-00-4 **4 pairs**

-25-4	1-4	PL	AL	44,975	48,000	19,030	↑ L	1,500
-50-4				44,990	48,020		↓ L	
-75-4								
-100-4								

72,000 mm 6

G4LC

435306-00-4 **4 pairs**

-25-4	1-4	PL	AL	39,000	42,000	14,000	↑ L	1,506
-50-4				39,000	42,000		↓ L	
-75-4								

75,000 mm 7

D4FA, D4FC,

432413-00-4 **4 pairs**

-25-4	1-4	PL	AL	45,997	49,000	18,750	↑ L	1,493
-50-4				46,015	49,017		↓ L	
-75-4								



75,500 mm										8
G4EB, G4EC-G, G4EK-TC, G4EK,										
402401-00-4 *										5 pairs
-25-4	1-4	HL	AL	49,977	54,000	18,000	↑ LO1G	2,000	4 pairs	
-50-4				49,992	54,020		↓ L			
-75-4										
-100-4	5	FL	AL	49,977	54,000	22,880	↑ LO1G	2,000	1 pair	
				49,992	54,020		↓ L			
432409-00-4										4 pairs
-25-4	1-4	PL	AL	44,975	48,000	19,030	↑ L	1,500		
-50-4				44,990	48,020		↓ L			
-75-4										
-100-4										
75,500 mm										9
G4EC-G, G4ECX, G4EE,										
402401-00-4 *										5 pairs
-25-4	1-4	HL	AL	49,977	54,000	18,000	↑ LO1G	2,000	4 pairs	
-50-4				49,992	54,020		↓ L			
-75-4										
-100-4	5	FL	AL	49,977	54,000	22,880	↑ LO1G	2,000	1 pair	
				49,992	54,020		↓ L			
75,500 mm										10
G4ER, G4FK,										
432409-00-4										4 pairs
-25-4	1-4	PL	AL	44,975	48,000	19,030	↑ L	1,500		
-50-4				44,990	48,020		↓ L			
-75-4										
-100-4										
76,500 mm										11
G4ED										
402401-00-4 *										5 pairs
-25-4	1-4	HL	AL	49,977	54,000	18,000	↑ LO1G	2,000	4 pairs	
-50-4				49,992	54,020		↓ L			
-75-4										
-100-4	5	FL	AL	49,977	54,000	22,880	↑ LO1G	2,000	1 pair	
				49,992	54,020		↓ L			
432409-00-4										4 pairs
-25-4	1-4	PL	AL	44,975	48,000	19,030	↑ L	1,500		
-50-4				44,990	48,020		↓ L			
-75-4										
-100-4										
77,200 mm										12
D4FB, D4FD,										
432413-00-4										4 pairs
-25-4	1-4	PL	AL	45,997	49,000	18,750	↑ L	1,493		
-50-4				46,015	49,017		↓ L			
-75-4										
77,400 mm										13
G4ED-G										
402401-00-4 *										5 pairs
-25-4	1-4	HL	AL	49,977	54,000	18,000	↑ LO1G	2,000	4 pairs	
-50-4				49,992	54,020		↓ L			
-75-4										
-100-4	5	FL	AL	49,977	54,000	22,880	↑ LO1G	2,000	1 pair	
				49,992	54,020		↓ L			
432409-00-4										4 pairs
-25-4	1-4	PL	AL	44,975	48,000	19,030	↑ L	1,500		
-50-4				44,990	48,020		↓ L			
-75-4										
-100-4										



77,400 mm		14
------------------	--	-----------

G4GR									
432409-00-4									
									4 pairs
-25-4	1-4	PL	AL	44,975	48,000	19,030	↑ L		1,500
-50-4				44,990	48,020		↓ L		
-75-4									
-100-4									

83,000 mm		15
------------------	--	-----------

DJY									
403701-00-4									
									5 pairs
-30-4	1-5	HL	AL	59,981	63,731	20,290	↑ LO1G		1,845
-50-4				60,000	63,750		↓ L		
-80-4									
-100-4									
413701-00-2									
									2 pairs
-10-2	1-2	AS	AL	67,050	83,050		↑ G		1,880
-15-2				67,300	83,300		↓ L G		
433701-00-4									
									4 pairs
-30-4	1-4	PL	AL	49,984	53,695	20,050	↑ L		1,830
-50-4				50,000	53,708		↓ L		
-80-4									
-100-4									
443701-00-4									
									4 pairs
	1-4	PB	CU2	25,007	27,200	24,050	↑ O1G		1,440
				25,020	27,221		↓		

83,000 mm		16
------------------	--	-----------

D3EA									
402414-00-3									
									4 pairs
-25-3	1,2,3	HL	AL	60,000	64,000	21,600	↑ LO2G		1,984
-50-3				60,018	64,013		↓		3 pairs
	4	FL	AL	60,000	64,000	27,190	↑ LO1G		1,984
				60,018	64,013		↓ L		1 pair
411005-00-2									
									2 pairs
-10-2		AS	AL	61,250	76,750				2,200
				61,250	76,750				
432418-00-3									
									3 pairs
-25-3	1-3	PL	CU3	50,008	53,058	22,100	↑ L		1,483
-50-3				50,025	53,058		↓ L		

83,000 mm		17
------------------	--	-----------

D4EA									
402414-00-4									
									5 pairs
-25-4	1,2,3,4	HL	AL	60,000	64,000	21,600	↑ LO2G		1,984
-50-4				60,018	64,013		↓ L		4 pairs
	5	FL	AL	60,000	64,000	27,190	↑ LO1G		1,984
				60,018	64,013		↓ L		1 pair
432418-00-4									
									4 pairs
-25-4	1-4	PL	CU3	50,008	53,058	22,100	↑ L		1,483
-50-4				50,025	53,058		↓ L		

83,000 mm		18
------------------	--	-----------

D4EA-F									
402413-00-4									
									5 pairs
-25-4	1,2,3,4	HL	AL	60,000	64,000	21,500	↑ LO2G		1,984
-50-4				60,000	64,000		↓ L		4 pairs
	5	FL	AL	60,000	64,000	27,850	↑ LO1G		1,984
				60,000	64,000		↓ L		1 pair



84,000 mm								19
D4HA								
402408-00-4								5 pairs
-25-4	1-5	HL	AL	60,000	64,000	18,750	↑ LO2G	1,985
-50-4				60,018	64,018		↓ L	
412401-00-2								1 pair
-25-2	1	AS	AL	66,000	87,750		↑ G	1,965
				66,250	88,000		↓ G	
432410-00-4								4 pairs
-25-4	1-4	PL	AL	48,000	51,000	21,000	↑ L	1,482
-50-4				48,018	51,018		↓ L	
85,400 mm								20
D4HB								
402408-00-4								5 pairs
-25-4	1-5	HL	AL	60,000	64,000	18,750	↑ LO2G	1,985
-50-4				60,018	64,018		↓ L	
412401-00-2								1 pair
-25-2	1	AS	AL	66,000	87,750		↑ G	1,965
				66,250	88,000		↓ G	
91,000 mm								21
D4CB-W, D4CB,								
402409-00-4								5 pairs
-25-4	1-5	HL	AL	67,000	71,000	24,100	↑ LO1G	1,990
-50-4				67,000	71,000		↓ L	
-75-4								
432412-00-4								4 pairs
-25-4	1-4	PL	CU2	57,000	60,020	27,000	↑ L	1,500
-50-4				57,000	60,020		↓ L	
-75-4								
91,100 mm								22
4D56-T								
408701-00-4								5 pairs
-25-4	1,2,4,5	HL	AL	65,979	69,999	25,130	↑ LO2G	1,990
-50-4				65,999	70,020		↓ L	4 pairs
-75-4	3	FL	AL	65,979	69,999	30,950	↑ LO2	1,990
				65,999	70,020		↓ LO2	1 pair
408703-00-4								5 pairs
-25-4	1-5	HL	AL	65,979	69,999	24,993	↑ LO2G	1,986
-50-4				65,999	70,020		↓ L	
418706-00-1								1 pair
-10-1	1	AS	AL	72,000	90,000		↑ G	2,480
				72,000	90,000		↓ G	
438703-00-4								4 pairs
-25-4	1-4	PL	AL	52,980	56,020	25,130	↑ L	1,493
-50-4				52,980	56,020		↓ L	
-75-4								



91,100 mm **23**

D4BH

408701-00-4 5 pairs									
-25-4	1,2,4,5	HL	AL	65,979	69,999	25,130	↑ L O2G	1,990	4 pairs
-50-4				65,999	70,020		↓ L		
-75-4	3	FL	AL	65,979	69,999	30,950	↑ L O2	1,990	1 pair
				65,999	70,020		↓ L O2		
432406-00-4 4 pairs									
	1-4	PL	AL		56,000	25,000	↑ L	1,492	
					56,000		↓ L		
438703-00-4 4 pairs									
-25-4	1-4	PL	AL	52,980	56,020	25,130	↑ L	1,493	
-50-4				52,980	56,020		↓ L		
-75-4									









91,100 mm **24**

D4BA , D4BF , D4BX ,

408701-00-4 5 pairs									
-25-4	1,2,4,5	HL	AL	65,979	69,999	25,130	↑ L O2G	1,990	4 pairs
-50-4				65,999	70,020		↓ L		
-75-4	3	FL	AL	65,979	69,999	30,950	↑ L O2	1,990	1 pair
				65,999	70,020		↓ L O2		
438703-00-4 4 pairs									
-25-4	1-4	PL	AL	52,980	56,020	25,130	↑ L	1,493	
-50-4				52,980	56,020		↓ L		
-75-4									



HYUNDAI (BEIJING)

	 ENGINE		 ccm		 kW		 1 POS
ACCENT (MC) 1.6	G4ED	02.06 - 12.10	1599	B	82 kW	485	2
ELANTRA / YUEDONG (HD) 1.6	G4ED	04.08 - 12.09	1599	B	82 kW	485	2
ELANTRA Schrägheck (XD) 1.6	G4ED	01.06 - 12.10	1599	B	82 kW	485	2
ELANTRA Stufenheck (XD) 1.6	G4ED-G	04.04 - 12.14	1599	B	82 kW	485	2
ELANTRA Stufenheck (XD) 1.6	G4ED	04.04 - 12.14	1599	B	82 kW	485	2
REINA (CB) 1.4	G4LC	09.17	1368	B	70 kW	485	1
VERNA RV (YC) 1.4	G4LC	02.17	1368	B	73 kW	485	1
VERNA Stufenheck (YC) 1.4	G4LC	10.16	1368	B	73 kW	485	1

HYUNDAI (BEIJING)



ENGINE	\varnothing		ccm	kW			1 POS	ENGINE	\varnothing		ccm	kW			1 POS
G4ED-G	76,500	4	1599	82 kW	B	485	2	G4GR	77,400	4	1599	81 - 82 kW	B	485	3
G4ED	76,500	4	1599	77 - 82 kW	B	485	2	G4LC	72,000	4	1368	70 - 73 kW	B	485	1



HYUNDAI (BEIJING)



72,000 mm 1

G4LC									
435306-00-4 4 pairs									
-25-4	1-4	PL	AL	39,000	42,000	14,000	↑ L	1,506	
-50-4				39,000	42,000		↓ L		
-75-4									

76,500 mm 2







G4ED-G, G4ED,									
402401-00-4 * 5 pairs									
-25-4	1-4	HL	AL	49,977	54,000	18,000	↑ LO1G	2,000	4 pairs
-50-4				49,992	54,020		↓ L		
-75-4									
-100-4	5	FL	AL	49,977	54,000	22,880	↑ LO1G	2,000	1 pair
				49,992	54,020		↓ L		
432409-00-4 4 pairs									
-25-4	1-4	PL	AL	44,975	48,000	19,030	↑ L	1,500	
-50-4				44,990	48,020		↓ L		
-75-4									
-100-4									

77,400 mm 3

G4GR									
432409-00-4 4 pairs									
-25-4	1-4	PL	AL	44,975	48,000	19,030	↑ L	1,500	
-50-4				44,990	48,020		↓ L		
-75-4									
-100-4									

HYUNDAI (HUATAI)

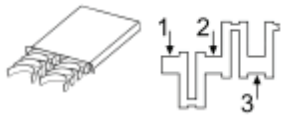


	 ENGINE	 00000	ccm		kW		 1 POS
SANTA FE 2.0 TDI Allrad	D4EA	10.06 - 12.13	1991	D	92 kW	488	1
SANTA FE 2.0 TDI	D4EA	10.06 - 12.08	1991	D	85 kW	488	1
SANTA FE 2.0 TDI	D4EA	10.06 - 12.08	1991	D	85 kW	488	1
TERRACAN 2.5 TD 4WD	D4BH	03.03 - 12.08	2476	D	74 kW	488	2
TERRACAN 2.5 TD	D4BH	03.03 - 12.08	2476	D	74 kW	488	2

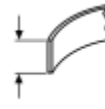
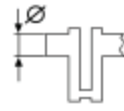


HYUNDAI (HUATAI)

ENGINE	\varnothing	ccm	kW	D	488	1 POS	ENGINE	\varnothing	ccm	kW	D	488	1 POS
D4BH	91,100	4 2476	74 kW	D	488	2	D4EA	83,000	4 1991	83 - 110 kW	D	488	1



Type



83,000 mm

1

D4EA

402414-00-4										5 pairs
-25-4	1,2,3,4	HL	AL	60,000	64,000	21,600	↑ L O2G	1,984	4 pairs	
-50-4				60,018	64,013		↓ L			
	5	FL	AL	60,000	64,000	27,190	↑ L O1G	1,984	1 pair	
				60,018	64,013		↓ L			
432418-00-4										4 pairs
-25-4	1-4	PL	CU3	50,008	53,058	22,100	↑ L	1,483		
-50-4				50,025	53,058		↓ L			

91,100 mm








2

D4BH

408701-00-4										5 pairs
-25-4	1,2,4,5	HL	AL	65,979	69,999	25,130	↑ L O2G	1,990	4 pairs	
-50-4				65,999	70,020		↓ L			
-75-4	3	FL	AL	65,979	69,999	30,950	↑ L O2	1,990	1 pair	
				65,999	70,020		↓ L O2			
438703-00-4										4 pairs
-25-4	1-4	PL	AL	52,980	56,020	25,130	↑ L	1,493		
-50-4				52,980	56,020		↓ L			
-75-4										



IRAN KHODRO

							
RENAULT CAPTUR (J5) 1.2	H5F403	06.15	1197	B	88 kW	491	1
RENAULT TONDAR 90 Stufenheck (LSDAM) 1.6	K4M	04.08	1598	B	77 kW	491	2







IRAN KHODRO



ENGINE	\varnothing		ccm	kW			1 POS	ENGINE	\varnothing		ccm	kW			1 POS
H5F403	72,200	4	1197	88 - 88 kW	B	491	1	K4M	79,500	4	1598	75 - 77 kW	B	491	2



72,200 mm							1		
H5F403									
403829-00-4									5 pairs
-25-4	1-5	HL	AL	51,900	16,050	↑	O2G	1,994	
-50-4				51,900		↓			
433831-00-4									4 pairs
-25-4	1-4	PL	AL	41,990	45,677			1,820	
-50-4				42,010	45,690				
79,500 mm							2		
K4M									
403804-00-4									5 pairs
-25-4	1-5	HL	AL	47,990	51,936	19,500	↑	O2G	1,950
-50-4				48,010	51,949		↓		
-75-4									
413802-00-1									1 pair
-10-1		AS	AL	52,710	73,410		↑	G	2,840
-15-1				53,210	73,910		↓	G	
433806-00-4									4 pairs
-25-4	1-4	PL	AL	43,964	47,614	17,750	↑	L	1,806
-50-4				43,980	47,625		↓	L	
-75-4									

	 ENGINE	 00000	ccm		kW		 1 POS
ARWAY 10.6M	F2BE3681B	01.05 - 12.13	7790	D	243 kW	494	2
ARWAY 12.8M	F2BE3682B	01.05 - 12.13	7790	D	243 kW	494	1
ARWAY 12M	F2BE3682B	01.05 - 12.13	7790	D	243 kW	494	1
AXER 12.8m	F2BE1682G	03.05 - 01.07	7790	D	259 kW	494	2
AXER 12m, 12.8m	F2BE1682G	03.05 - 01.07	7790	D	228 kW	494	2
CITELIS 10.5, 12, LINE	F2BE3682D	09.05	7790	D	180 kW	494	2
CITELIS 10.5, 12, LINE	F2BE4682D	09.05	7790	D	180 kW	494	2
CITYCLASS 491.29	F2BE0682C	01.91 - 12.07	7790	D	213 kW	494	1
CITYCLASS 491.29	F2BE0682C	01.91 - 12.07	7790	D	213 kW	494	1
CITYCLASS 591.29	F2BE0682C	01.91 - 12.07	7790	D	213 kW	494	1
CITYCLASS 591.29	F2BE0682C	01.91 - 12.07	7790	D	213 kW	494	1
CROSSWAY 10.6M	F2BE3682B	06.06	7790	D	243 kW	494	1
CROSSWAY 12.8M	F2BE3682B	06.06	7790	D	243 kW	494	1
CROSSWAY 12M	F2BE3682B	06.06	7790	D	243 kW	494	1
CROSSWAY LE 12.8M	F2BE3682B	06.06	7790	D	243 kW	494	1
CROSSWAY LE 12M	F2BE3682B	06.06	7790	D	243 kW	494	1
EURORIDER EuroRider 8	F2BE3682B	05.07	7790	D	243 kW	494	1
EVADYS H 12.8M	F2BE3682B	09.03	7790	D	243 kW	494	1
EVADYS H 12M	F2BE3682B	09.03	7790	D	243 kW	494	1
ILIADE 310 GTC	dCi 11G	03.06	11100	D	230 kW	494	3
ILIADE 310 TE	dCi 11G	03.06	11100	D	230 kW	494	3
ILIADE 360 GTC	dCi 11E	03.06	11100	D	266 kW	494	3
ILIADE 360 GTX	dCi 11E	03.06	11100	D	266 kW	494	3
ILIADE 360 RTX	dCi 11E	03.06	11100	D	266 kW	494	3
ILIADE 360 TE	dCi 11E	03.06	11100	D	266 kW	494	3



ENGINE	\varnothing	ccm	kW	D	494	1 POS	ENGINE	\varnothing	ccm	kW	D	494	1 POS		
DCi 11E	123,000	6	11100	266 - 268 kW	D	494	3	F2BE3681B	115,000	6	7790	243 kW	D	494	2
DCi 11G	123,000	6	11100	230 - 236 kW	D	494	3	F2BE3682B	115,000	6	7790	243 kW	D	494	1
F2BE0682C	115,000	6	7790	213 kW	D	494	1	F2BE3682D	115,000	6	7790	180 kW	D	494	2
F2BE1682G	115,000	6	7790	228 - 259 kW	D	494	2	F2BE4682D	115,000	6	7790	180 kW	D	494	2



115,000 mm **1**

F2BE0682C , F2BE3682B ,
432013-00-6 **6 pairs**

1-6	PL	CU3	72,915 72,945	77,000 77,030	35,500	↑ L ↓ L	2,010
-----	----	-----	------------------	------------------	--------	------------	-------

115,000 mm **2**

F2BE1682G , F2BE3681B , F2BE3682D , F2BE4682D ,
402011-00-6 **7 pairs**

-50-6	HL	CU3	82,910 82,940	89,000 89,030	33,000	↑ LO1G ↓ L	3,010	6 pairs
	FL	CU3	82,910 82,940	89,000 89,030	39,850	↑ O1G ↓	3,010	1 pair

432013-00-6 **6 pairs**

1-6	PL	CU3	72,915 72,945	77,000 77,030	35,500	↑ L ↓ L	2,010
-----	----	-----	------------------	------------------	--------	------------	-------











123,000 mm **3**

DCi 11E , DCi 11G ,
433811-00-1 **1 pair**

-25-1	PL	CU3	76,960	82,000	40,900	↑ L	2,485
-50-1			76,980	82,022		↓ L	



AMIGO SUV 2.2 4WD	X 22 SE	09.97 - 12.00	2198	B	97 kW	498	4
BISON Bus 2.5 D	4JA1-L	05.10	2499	D	59 kW	499	8
BISON Pritsche/Fahrgestell 2.5 D	4JA1-L	05.10	2499	D	59 kW	499	8
CAMPO (KB) 2.5 D (KB27)	4JA1	01.83 - 12.90	2499	D	55 kW	499	8
CAMPO (KB) 2.5 D 4WD (KBD47)	4JA1	01.83 - 12.90	2499	D	55 kW	499	8
D-MAX I (TFR, TFS) 2.5 (TFR54H)	4JA1-L	06.03 - 06.12	2499	D	58 kW	499	8
D-MAX I (TFR, TFS) 2.5 (TFR54H)	4JA1T	06.03 - 06.12	2499	D	58 kW	499	8
D-MAX I (TFR, TFS) 2.5 4x4 (TFS54)	4JA1T	10.10 - 06.12	2499	D	58 kW	499	8
D-MAX I (TFR, TFS) 2.5 DiTD (TFR86_, TFR54_)	4JA1-TC	10.02 - 06.12	2499	D	74 kW	499	8
D-MAX I (TFR, TFS) 2.5 DiTD 4x4 (TFS54)	4JA1-TC	05.02 - 06.12	2499	D	74 kW	499	8
D-MAX I (TFR, TFS) 2.5	4JA1-TC	06.03 - 10.04	2499	D	57 kW	499	8
D-MAX I Pritsche/Fahrgestell (TFR, TFS) 2.5 D	4JA1-L	01.07 - 06.12	2499	D	58 kW	499	8
D-MAX II (TFR, TFS) 2.5 CRDi (TFR86J, TFR54J)	4JA1-L	06.12	2499	D	58 kW	499	8
D-MAX II Pritsche/Fahrgestell (TFR, TFS) 2.5 CRDi	4JA1-L	06.12	2499	D	58 kW	499	8
ELF Kasten (NHR5_) 2.8 D	4JB1	10.85 - 09.03	2771	D	42 kW	498	7
ELF Kasten (NHR5_) 2.8 TD	4JB1-T	10.85 - 09.92	2771	D	57 kW	498	7
ELF Kasten (NHR6_, NKR6_, NKR7_, NKS7_) 3.1 TD	4JG2	09.93 - 09.01	3059	D	72 kW	499	9
ELF Kasten (NKR8_) 2.8 TD	4JB1-TC	10.03	2771	D	67 kW	498	7
ELF Pritsche/Fahrgestell (NHR5_) 2.8 D	4JB1	10.85 - 09.03	2771	D	42 kW	498	7
ELF Pritsche/Fahrgestell (NHR5_) 2.8 TD	4JB1-T	10.85 - 09.92	2771	D	57 kW	498	7
ELF Pritsche/Fahrgestell (NHR5_) 3.1 TD	4JG2	09.93 - 09.01	3059	D	72 kW	499	9
ELF Pritsche/Fahrgestell (NKR7_, NKS7_, NHR6_, NKR6_, NPR_6) 2.5 TD Allrad	TD25II	09.93 - 09.99	2494	D	61 kW	498	6
ELF Pritsche/Fahrgestell (NKR7_, NKS7_, NHR6_, NKR6_, NPR_6) 2.5 TD	TD25II	09.93 - 09.99	2494	D	61 kW	498	6
ELF Pritsche/Fahrgestell (NKR7_, NKS7_, NHR6_, NKR6_, NPR_6) 2.7 TD Allrad	TD27	10.99 - 09.01	2663	D	63 kW	499	10
ELF Pritsche/Fahrgestell (NKR7_, NKS7_, NHR6_, NKR6_, NPR_6) 2.7 TD	TD27	10.99 - 09.01	2663	D	63 kW	499	10
ELF Pritsche/Fahrgestell (NKR7_, NKS7_, NHR6_, NKR6_, NPR_6) 3.1 TD Allrad	4JG2	09.93 - 09.01	3059	D	72 kW	499	9
ELF Pritsche/Fahrgestell (NKR7_, NKS7_, NHR6_, NKR6_, NPR_6) 3.1 TD	4JG2	09.93 - 09.01	3059	D	72 kW	499	9
ELF Pritsche/Fahrgestell (NKR7_, NKS7_, NHR6_, NKR6_, NPR_6) 3.1 TD	4JG2	01.98 - 12.01	3059	D	61 kW	499	9
ELF Pritsche/Fahrgestell (NKR8_, NKQ8_) 2.8 TD	4JB1-TC	10.03	2771	D	67 kW	498	7
FARGO Kasten 2.5 (QFR54E)	4JA1	01.92 - 04.97	2499	D	66 kW	499	8
FARGO Kasten 2.8 (QFR54F)	4JB1	05.97 - 12.99	2771	D	65 kW	498	7
FRONTIER 2.8 D 4x4	4JB1	11.97 - 08.03	2771	D	74 kW	498	7
FRONTIER 2.8 D	4JB1	11.97 - 08.03	2771	D	74 kW	498	7
GEMINI (JT) 1.5 D	4EC1	02.88 - 12.90	1488	D	37 kW	498	1
GEMINI (JT) 1.5 TD	4EC1T	02.88 - 12.90	1488	D	49 kW	498	1
GEMINI Stufenheck (JT) 1.5 D	4EC1	02.88 - 12.89	1488	D	37 kW	498	1
GEMINI Stufenheck (JT) 1.5 TD	4EC1T	02.88 - 12.89	1488	D	49 kW	498	1
GEMINI Stufenheck 1.5 D	4EC1	09.80 - 09.84	1488	D	37 kW	498	1
GEMINI Stufenheck 1.7 TD	4EE1	01.90 - 12.93	1686	D	65 kW	498	2
GEMINI 1.7 TD	4EE1	01.90 - 12.93	1686	D	65 kW	498	2
KB 2.0 4WD	C 20 NE	07.02 - 06.04	1998	B	85 kW	498	4
KB 2.0	C 20 NE	07.02 - 06.04	1998	B	85 kW	498	4
KB 2.2 4WD	X 22 SE	01.98 - 09.03	2198	B	85 kW	498	4
KB 2.2	X 22 SE	01.98 - 09.03	2198	B	85 kW	498	4
KB 2.5 D 4WD (KB27)	4JA1	01.83 - 11.90	2499	D	55 kW	499	8
KB 2.5 D	4JA1T	07.94 - 09.03	2499	D	52 kW	499	8
KB 2.5 DiTD 4WD	4JA1	07.02 - 06.04	2499	D	56 kW	499	8
KB 2.5 DiTD	4JA1	07.04 - 09.08	2499	D	58 kW	499	8
KB 2.5 DiTD	4JA1	07.02 - 06.04	2499	D	56 kW	499	8
KB 2.5 DiTD	4JA1	07.04 - 09.08	2499	D	58 kW	499	8
KB 2.5 TDi	4JA1T	07.02	2499	D	52 kW	499	8
KB 2.5 TDi	4JA1T	12.90 - 04.00	2499	D	66 kW	499	8
KB 2.8 TD 4WD	4JB1-TC	12.90 - 04.00	2771	D	78 kW	498	7
KB 2.8 TD	4JB1-TC	12.90 - 09.03	2771	D	78 kW	498	7
KB 3.1 TD 4WD	4JG2	12.94 - 09.03	3059	D	72 kW	499	9
KB 3.1 TD	4JG2	12.94 - 04.00	3059	D	72 kW	499	9
MU (U_) 2.8 TD 4x4 (UCS55)	4JB1-T	05.90 - 07.93	2771	D	81 kW	498	7
MU (U_) 3.1 TD 4x4 (UCS69)	4JG2 TC	08.93 - 05.98	3059	D	88 kW	499	9
PANTHER I (TBR_) 2.5 (TBR54)	4JA1	02.96 - 07.00	2499	D	63 kW	499	8
PANTHER I (TBR_) 2.5 TD (TBR52, TBR54)	4JA1T	03.91 - 08.00	2499	D	81 kW	499	8
PANTHER I Pritsche/Fahrgestell (TBR_) 2.5 (TBR54)	4JA1	02.96 - 11.06	2499	D	63 kW	499	8
PANTHER II (TBR_) 2.5 D (TBR541)	4JA1-L	08.00 - 12.17	2499	D	60 kW	499	8

			ccm		kw		1 POS
PANTHER II (TBR_) 2.5 D (TBR541)	4JA1	08.00 - 12.17	2499	D	60 kW	499	8
PANTHER II (TBR_) 2.5 D (TBR541)	4JA1	08.00 - 11.06	2499	D	54 kW	499	8
PANTHER II (TBR_) 2.5 TD (TBR541)	4JA1-L	08.00 - 12.17	2499	D	63 kW	499	8
PANTHER II (TBR_) 2.5 TD (TBR541)	4JA1-L	11.06	2499	D	59 kW	499	8
PANTHER II Pritsche/Fahrgestell (TBR_) 2.5 (TBR541)	4JA1-L	12.06	2499	D	59 kW	499	8
PICKUP (TF) 2.5 TD	4JA1T	07.96 - 12.02	2499	D	62 kW	499	8
PICKUP (TF) 2.8 TD (TFR55)	4JB1-T	07.99 - 08.04	2771	D	74 kW	498	7
PICKUP (TF) 2.8 TD (TFS55)	4JB1-T	07.96 - 12.07	2771	D	74 kW	498	7
PICKUP (TF) 3.1 TD	4JG2 T	05.97 - 06.05	3059	D	81 kW	499	9
PICKUP Standard Cab Pickup 2.5 TD 4WD	4JA1T	06.92 - 12.02	2499	D	62 kW	499	8
PICKUP Standard Cab Pickup 2.5 TD 4WD	4JA1T	10.93 - 04.99	2499	D	64 kW	499	8
PICKUP Standard Cab Pickup 2.5 TD	4JA1T	10.93 - 04.99	2499	D	64 kW	499	8
PICKUP 2.5 (JAA)	4JA1T	11.15	2499	D	59 kW	499	8
PICKUP 2.5 TD	4JA1T	06.92 - 08.96	2499	D	62 kW	499	8
RODEO Geländewagen geschlossen 2.2 4WD	X 22 SE	09.97 - 12.03	2198	B	97 kW	498	4
RODEO Geländewagen geschlossen 2.2	X 22 SE	09.97 - 12.03	2198	B	97 kW	498	4
RODEO Geländewagen geschlossen 2.8 TDi 4x4	4JB1-T	09.99 - 08.04	2771	D	84 kW	498	7
RODEO Geländewagen geschlossen 2.8 TDi	4JB1-T	09.99 - 08.04	2771	D	84 kW	498	7
RODEO SPORT 2.2	X 22 SE	09.00 - 12.03	2198	B	97 kW	498	4
TF Pick-up 2.8 TD 4WD	4JB1-T	10.97 - 09.03	2771	D	78 kW	498	7
TF Pick-up 2.8 TD	4JB1-T	10.97 - 09.03	2771	D	78 kW	498	7
TFR/TFS Pick-up (TF_) 2.5 4WD (TFS54H)	4JA1	09.91 - 12.02	2499	D	57 kW	499	8
TFR/TFS Pick-up (TF_) 2.5 TD 4WD	4JA1T	09.88 - 08.91	2499	D	86 kW	499	8
TFR/TFS Pick-up (TF_) 2.5 TD	4JA1T	01.97 - 12.01	2499	D	78 kW	499	8
TFR/TFS Pick-up (TF_) 2.5 TD	4JA1T	09.88 - 12.00	2499	D	86 kW	499	8
TFR/TFS Pick-up (TF_) 2.8 D (TFR55H)	4JB1	09.91 - 12.02	2771	D	74 kW	498	7
TFR/TFS Pick-up (TF_) 2.8 D 4WD (TFS55H)	4JB1	09.91 - 12.02	2771	D	74 kW	498	7
TRAGA 2.5 (PHR54)	4JA1-L	04.18	2499	D	59 kW	499	8
TRAGA 2.5 (PHR54)	4JA1	11.19	2499	D	57 kW	499	8
TROOPER I (UBS) 2.8 TD (UBS55)	4JB1-TC	10.88 - 12.91	2771	D	78 kW	498	7
TROOPER I (UBS) 2.8 TD (UBS55)	4JB1-T	10.87 - 12.91	2771	D	71 kW	498	7
TROOPER I (UBS) 2.8 TD	4JB1-T	10.87 - 12.91	2771	D	74 kW	498	7
TROOPER II (UB) 3.1 TD	4JG2 T	08.91 - 07.98	3059	D	84 kW	499	9
TROOPER II Geländewagen offen (UB) 3.1 TD	4JG2 T	08.91 - 07.98	3059	D	84 kW	499	9
TROOPER III 3.1 (UBS25)	4JG2 TC	08.98 - 08.04	3059	D	92 kW	499	9
VEGA 2.8 TD 4x4	4JB1-T	08.98 - 12.02	2771	D	88 kW	498	7
WIZARD (_U_) 3.1 TD 4x4 (UCS69)	4JG2 TC	09.97 - 05.00	3059	D	88 kW	499	9
			ccm		kw		1 POS
ELF MK 6 NKR 55 CO LWB	4JB1-TC	01.10	2771	D	74 kW	498	7
ELF MK 6 NKR 55 L	4JB1-TC	01.08	2771	D	74 kW	498	7
ELF MK 6 NLR 55 T	4JB1-TC	01.17	2771	D	74 kW	498	7
ELF MK 6 NLR55 B	4JB1-TC	01.17	2771	D	74 kW	498	7
ELF NHR55	4JB1-T	10.85 - 09.92	2771	D	57 kW	498	7
ELF NHR55	4JB1	10.85 - 09.03	2771	D	42 kW	498	7
ELF NHR57	4JB1	10.85 - 09.03	2771	D	42 kW	498	7
N (4th Generation) NKR 150	4JG2	01.96 - 12.97	3059	D	61 kW	499	9
N (5th Generation) NHR 150	4JB1-TC	09.08	2771	D	67 kW	498	7
N (5th Generation) NHR 55 E	4JB1	10.92 - 09.03	2771	D	59 kW	498	7
N (5th Generation) NKR 200	4JG2	01.96 - 12.98	3059	D	61 kW	499	9
N (5th Generation) NKR 250	4JB1	01.98 - 06.06	2771	D	59 kW	498	7
N (6th Generation) NKR 55	4JB1-TC	01.15	2771	D	74 kW	498	7
N (6th Generation) NKR55UEET	4JB1	01.12	2771	D	74 kW	498	7
N (6th Generation) NKR55UEE	4JB1	01.10	2771	D	59 kW	498	7
N (6th Generation) NLR55UEE	4JB1-TC	01.14	2771	D	74 kW	498	7



ENGINE	\varnothing		ccm	kW			1 POS
4EC1T	76,000	4	1488	49 - 54 kW	D	498	1
4EC1	76,000	4	1488	37 kW	D	498	1
4EE1	79,000	4	1686	65 kW	D	498	2
4EE2-TC	79,000	4	1686	55 kW	D	498	3
4JA1-AG	93,000	4	2499	50 - 57 kW	D	499	8
4JA1-L	93,000	4	2499	58 - 63 kW	D	499	8
4JA1-TC	93,000	4	2499	57 - 74 kW	D	499	8
4JA1T	93,000	4	2499	52 - 86 kW	D	499	8
4JA1	93,000	4	2499	50 - 94 kW	D	499	8
4JB1-TC	93,000	4	2771	67 - 85 kW	D	498	7
4JB1-T	93,000	4	2771	57 - 88 kW	D	498	7

ENGINE	\varnothing		ccm	kW			1 POS
4JB1	93,000	4	2771	42 - 74 kW	D	498	7
4JG2 TC	95,400	4	3059	84 - 92 kW	D	499	9
4JG2 T	95,400	4	3059	80 - 85 kW	D	499	9
4JG2	95,400	4	3059	61 - 72 kW	D	499	9
C 20 NE	86,000	4	1998	85 kW	B	498	4
C240	86,000	4	2369	44 - 51 kW	D	498	5
TD25II	92,900	4	2494	61 kW	D	498	6
TD27	96,000	4	2663	58 - 73 kW	D	499	10
X 17 D (4EE1)	79,000	4	1686	44 kW	D	498	3
X 22 SE	86,000	4	2198	85 - 97 kW	B	498	4



76,000 mm 1

4EC1T, 4EC1, 403505-00-4 5 pairs									
-25-4	1-5	HL	AL	51,918	55,976	15,400	↑ LO1G	2,000	
-50-4				51,938	56,000		↓ L		
433507-00-4 4 pairs									
-25-4	1-4	PL	AL	45,936	48,976	16,700	↑ L	1,500	
-50-4				45,956	49,000		↓ L		

79,000 mm 2

4EE1 403505-00-4 5 pairs									
-25-4	1-5	HL	AL	51,918	55,976	15,400	↑ LO1G	2,000	
-50-4				51,938	56,000		↓ L		
433507-00-4 4 pairs									
-25-4	1-4	PL	AL	45,936	48,976	16,700	↑ L	1,500	
-50-4				45,956	49,000		↓ L		

79,000 mm 3

4EE2-TC, X 17 D (4EE1), 403505-00-4 5 pairs									
-25-4	1-5	HL	AL	51,918	55,976	15,400	↑ LO1G	2,000	
-50-4				51,938	56,000		↓ L		

86,000 mm 4

C 20 NE, X 22 SE, 403506-00-4 * 5 pairs									
-25-4	1,2,4,5	HL	AL	57,982	62,000	19,500	↑ LO1G	1,995	4 pairs
-50-4				57,995	62,013		↓ LO1G		
	3	FL	AL	57,982	62,000	25,910	↑ LO1G	1,995	1 pair
				57,995	62,013		↓ LO1G		
433501-00-4 4 pairs									
-25-4	1-4	PL	CU3	48,971	52,000	19,300	↑ LO1	1,500	
-50-4				48,987	52,012		↓ L		

86,000 mm 5

C240 413503-00-1 1 pair									
	1	AS	AL	78,000	92,950		↑ G	2,480	
				78,000	92,950		↓ G		

92,900 mm 6

TD25II 409001-00-4 5 pairs									
-25-4	1-5	HL	CU3	70,900	74,975	26,000	↑ LO2G	2,000	
-50-4				70,925	75,000		↓ L		

93,000 mm 7







4JB1-TC, 4JB1-T, 4JB1, 403504-00-4 5 pairs									
-25-4	1-5	HL	AL	69,916	73,975	23,000	↑ LO2G	2,004	
-50-4				69,931	74,000		↓ L		
403520-00-4 5 pairs									
-25-4	1-5	HL	AL	69,932	74,000	23,030	↑ LO2G	2,000	
-50-4				69,932	74,000		↓ L		
413503-00-1 1 pair									
	1	AS	AL	78,000	92,950		↑ G	2,480	
				78,000	92,950		↓ G		
433505-00-4 4 pairs									
-25-4	1-4	PL	AL	52,918	55,984	25,800	↑ L	1,513	
-50-4				52,931	55,999		↓ L		



93,000 mm								8
4JA1-AG, 4JA1-L, 4JA1-TC, 4JA1T, 4JA1,								
403510-00-4								5 pairs
-25-4	1-5	HL	AL	59,920	63,987	23,030	↑ LO2G	2,004
-50-4				59,932	64,000		↓ L	
433505-00-4								4 pairs
-25-4	1-4	PL	AL	52,918	55,984	25,800	↑ L	1,513
-50-4				52,931	55,999		↓ L	
95,400 mm								9
4JG2 TC, 4JG2 T, 4JG2,								
403504-00-4								5 pairs
-25-4	1-5	HL	AL	69,916	73,975	23,000	↑ LO2G	2,004
-50-4				69,931	74,000		↓ L	
403520-00-4								5 pairs
-25-4	1-5	HL	AL	69,932	74,000	23,030	↑ LO2G	2,000
-50-4				69,932	74,000		↓ L	
413503-00-1								1 pair
	1	AS	AL	78,000	92,950		↑ G	2,480
				78,000	92,950		↓ G	
433505-00-4								4 pairs
-25-4	1-4	PL	AL	52,918	55,984	25,800	↑ L	1,513
-50-4				52,931	55,999		↓ L	
96,000 mm								10
TD27								
409001-00-4								5 pairs
-25-4	1-5	HL	CU3	70,900	74,975	26,000	↑ LO2G	2,000
-50-4				70,925	75,000		↓ L	
419001-00-2								2 pairs
	1-2	AS	AL	78,700	93,700		↑ G	2,325
				78,700	93,700		↓ L G	
439001-00-4								4 pairs
-25-4	1-4	PL	CU2	56,926	59,987	26,000	↑ L	1,513
-50-4				56,987	60,000		↓ L	

ISUZU (QINGLING)



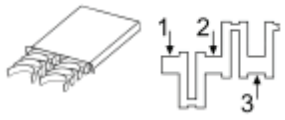
					
	ENGINE	ccm	kW	POS	POS
RODEO 2.8 D Allrad	4JB1	01.08 - 12.12 2771	D 70 kW	502	1



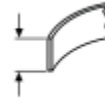
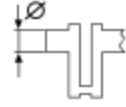
ISUZU (QINGLING)

ENGINE	\varnothing	ccm	kW		1	POS	
4JB1	93,000	4	2771	70 kW	D	502	1

ISUZU (QINGLING)



Type



93,000 mm






1

4JB1








403504-00-4								5 pairs	
-25-4	1-5	HL	AL	69,916	73,975	23,000	↑ L O2G	2,004	
-50-4				69,931	74,000		↓ L		
413503-00-1								1 pair	
	1	AS	AL	78,000	92,950		↑ G	2,480	
				78,000	92,950		↓ G		
433505-00-4								4 pairs	
-25-4	1-4	PL	AL	52,918	55,984	25,800	↑ L	1,513	
-50-4				52,931	55,999		↓ L		








			ccm			
DAILY I Kasten 30-8 (10014131, 10014132, 10014137, 10014231, 10014232,....)	8140.61.200	01.78 - 12.89	2445	D	53 kW	537 2
DAILY I Kasten 35-10 (10314204, 10314211, 10314212, 10314217, 10314411,....)	8140.21.200	01.85 - 12.89	2445	D	68 kW	537 2
DAILY I Kasten 35-8 (10034131, 10034132, 10034137, 10034224, 10034231,....)	8140.61.200	01.78 - 12.89	2445	D	53 kW	537 2
DAILY I Kasten 40-10 V	8140.27 S	01.85 - 12.89	2445	D	68 kW	537 2
DAILY I Kasten 40-8 V	8140.61.200	01.83 - 06.89	2445	D	53 kW	537 2
DAILY I Kasten 45-10 V (10334204, 10334211, 10334212, 10334217,....)	8140.21.200	01.85 - 12.89	2445	D	68 kW	537 2
DAILY I Kasten 49-10 V (10354204, 10354211, 10354212, 10354217,....)	8140.21.200	01.85 - 12.89	2445	D	68 kW	537 2
DAILY I Pritsche/Fahrgestell 30-8 (10011131, 10011132, 10011231, 10011232, 10011237,....)	8140.61.200	01.78 - 12.89	2445	D	53 kW	537 2
DAILY I Pritsche/Fahrgestell 35-10 (10310311, 10311111, 10311112, 10311117, 10311211,....)	8140.21.200	01.85 - 12.89	2445	D	68 kW	537 2
DAILY I Pritsche/Fahrgestell 35-8 (10031131, 10031132, 10031137, 10031224, 10031231,....)	8140.61.200	01.78 - 12.89	2445	D	53 kW	537 2
DAILY I Pritsche/Fahrgestell 40-10	8140.27 S	01.85 - 12.89	2445	D	68 kW	537 2
DAILY I Pritsche/Fahrgestell 40-8	8140.61.200	01.83 - 06.89	2445	D	53 kW	537 2
DAILY I Pritsche/Fahrgestell 45-10 (10331211, 10331212, 10331217, 10331304, 10331311,....)	8140.21.200	01.85 - 12.89	2445	D	68 kW	537 2
DAILY I Pritsche/Fahrgestell 49-10 (10350211, 10350304, 10350311, 10350404, 10350411,....)	8140.21.200	01.85 - 12.89	2445	D	68 kW	537 2
DAILY II Bus A 40-10 (94139111, 94139131, 94139311, 94139315,....)	8140.27.2720	01.91 - 12.96	2499	D	76 kW	537 2
DAILY II Bus A 40-10 (95719111, 95719131, 95719311, 95719315,....)	8140.23	09.96 - 05.99	2798	D	76 kW	538 7
DAILY II Bus A 40-12 (95819311, 95819315, 95819317, 95819331)	8140.43	05.96 - 05.99	2798	D	90 kW	538 7
DAILY II Bus A 45-10 (94159111, 94159131, 94159211, 94159311,....)	8140.27.2720	01.91 - 04.96	2499	D	76 kW	537 2
DAILY II Bus A 45-10 (95739111, 95739131, 95739311, 95739317,....)	8140.23	05.96 - 05.99	2798	D	76 kW	538 7
DAILY II Bus A 45-12 (94179211, 94179231, 94179311, 94179317,....)	8140.47.2711	06.90 - 04.96	2499	D	85 kW	537 2
DAILY II Bus A 45-12 (94179211, 94179231, 94179311, 94179317,....)	8140.47.2721	06.90 - 04.96	2499	D	85 kW	538 4
DAILY II Bus A 45-12 (94179211, 94179231, 94179311, 94179317,....)	8140.47S	06.90 - 04.96	2499	D	85 kW	537 2
DAILY II Bus A 45-12 (95839211, 95839231, 95839311, 95839317,....)	8140.43	05.96 - 05.99	2798	D	90 kW	538 7
DAILY II Kasten 2.5 4x4	8140.27.2700	11.89 - 05.96	2499	D	76 kW	538 4
DAILY II Kasten 2.5 4x4	8140.47R.2790	11.89 - 05.96	2499	D	76 kW	537 2
DAILY II Kasten 2.8 D HM 4180	8140.43	06.00 - 07.07	2798	D	90 kW	538 7
DAILY II Kasten 2.8 D	8140.23	06.00 - 08.09	2798	D	76 kW	538 7
DAILY II Kasten 30-10 C	8140.23	01.97 - 05.99	2798	D	76 kW	538 7
DAILY II Kasten 30-8 (12914111, 12914112, 12914117, 12914131, 12914137,....)	8140.07.2700	01.89 - 08.98	2499	D	55 kW	537 2
DAILY II Kasten 30-8 (12914111, 12914112, 12914117, 12914131, 12914137,....)	8140.07.2712	01.89 - 08.98	2499	D	55 kW	537 3
DAILY II Kasten 30-8 (12914111, 12914112, 12914117, 12914131, 12914137,....)	8140.67F.	01.89 - 08.98	2499	D	60 kW	537 3
DAILY II Kasten 30-8 (14914111, 14914117, 14914211, 14914217, 14915111,....)	8140.63	09.98 - 05.99	2798	D	62 kW	538 7
DAILY II Kasten 30-8 (14914111, 14914117, 14914211, 14914217, 14915111,....)	8140.67F.3710	01.89 - 08.98	2499	D	60 kW	537 2
DAILY II Kasten 30-8 (14914111, 14914117, 14914211, 14914217, 14915111,....)	8140.67F.3711	01.89 - 08.98	2499	D	60 kW	537 2
DAILY II Kasten 30-8 (14914111, 14914117, 14914211, 14914217, 14915111,....)	8140.67F.3713	01.89 - 08.98	2499	D	60 kW	537 2
DAILY II Kasten 30-8 (14914111, 14914117, 14914211, 14914217, 14915111,....)	8140.67F.3721	01.89 - 08.98	2499	D	60 kW	537 2
DAILY II Kasten 30-8 (14914111, 14914117, 14914211, 14914217, 14915111,....)	8140.67F.	01.89 - 08.98	2499	D	60 kW	537 3
DAILY II Kasten 30-8 V (14914111, 14914117, 14914211, 14914217, 14915111,....)	8140.63	09.98 - 05.99	2798	D	62 kW	538 7
DAILY II Kasten 35-10 (12974212, 12974217, 13014111, 13014131, 13014204,....)	8140.47R.2790	01.89 - 08.98	2499	D	76 kW	537 2
DAILY II Kasten 35-10 (12974212, 12974217, 13014111, 13014131, 13014204,....)	8140.47R	01.89 - 08.98	2499	D	80 kW	537 2
DAILY II Kasten 35-10 (15034111, 15034204, 15034211, 15034215, 15034217,....)	8140.23	01.96 - 05.99	2798	D	76 kW	538 7
DAILY II Kasten 35-12 (13114131, 13114204, 13114211, 13114212, 13114217,....)	8140.47.2700	01.90 - 04.96	2499	D	85 kW	538 4
DAILY II Kasten 35-12 (13114131, 13114204, 13114211, 13114212, 13114217,....)	8140.47S	01.90 - 04.96	2499	D	85 kW	537 2
DAILY II Kasten 35-12	8140.43	02.95 - 05.99	2798	D	90 kW	538 7
DAILY II Kasten 35-8 (12934104, 12934111, 12934112, 12934117, 12934124,....)	8140.07.2700	01.91 - 08.98	2499	D	55 kW	537 2
DAILY II Kasten 35-8 (12934104, 12934111, 12934112, 12934117, 12934124,....)	8140.07.2712	01.91 - 08.98	2499	D	55 kW	537 3
DAILY II Kasten 35-8 (12934104, 12934111, 12934112, 12934117, 12934124,....)	8140.67F.3701	01.91 - 08.98	2499	D	60 kW	537 2
DAILY II Kasten 35-8 (12934104, 12934111, 12934112, 12934117, 12934124,....)	8140.67F.3710	01.91 - 08.98	2499	D	60 kW	537 2
DAILY II Kasten 35-8 (12934104, 12934111, 12934112, 12934117, 12934124,....)	8140.67F.3711	01.91 - 08.98	2499	D	60 kW	537 2
DAILY II Kasten 35-8 (12934104, 12934111, 12934112, 12934117, 12934124,....)	8140.67F.3713	01.91 - 08.98	2499	D	60 kW	537 2
DAILY II Kasten 35-8 (12934104, 12934111, 12934112, 12934117, 12934124,....)	8140.67F.3721	01.91 - 08.98	2499	D	60 kW	537 2
DAILY II Kasten 35-8 (12934104, 12934111, 12934112, 12934117, 12934124,....)	8140.67F.	01.91 - 08.98	2499	D	60 kW	537 3
DAILY II Kasten 35-8 (14934104, 14934111, 14934204, 14934205, 14934211,....)	8140.63	09.98 - 05.99	2798	D	62 kW	538 7
DAILY II Kasten 40-10 4x4 (15214104, 15214111, 15214117, 15215111)	8140.23	01.97 - 05.99	2798	D	76 kW	538 7
DAILY II Kasten 40-10 V	8140.27.2720	01.90 - 04.96	2499	D	76 kW	537 2
DAILY II Kasten 45-10 V (13034204, 13034211, 13034212, 13034224,....)	8140.27.2720	01.89 - 04.96	2499	D	76 kW	537 2
DAILY II Kasten 49-10 (15054204, 15054211, 15054215, 15054217, 15054224,....)	8140.23	01.96 - 12.99	2798	D	76 kW	538 7
DAILY II Kasten 49-10 V (13054204, 13054211, 13054212, 13054215,....)	8140.27.2700	01.89 - 09.96	2499	D	76 kW	538 4
DAILY II Kasten 49-10 V (13054204, 13054211, 13054212, 13054215,....)	8140.47R.2790	01.89 - 09.96	2499	D	76 kW	537 2
DAILY II Kasten 49-12 V (13134124, 13134204, 13134211, 13134212,....)	8140.47.2711	06.90 - 04.96	2499	D	85 kW	537 2
DAILY II Kasten 49-12 V (13134124, 13134204, 13134211, 13134212,....)	8140.47.2721	06.90 - 04.96	2499	D	85 kW	538 4
DAILY II Kasten 49-12 V (13134124, 13134204, 13134211, 13134212,....)	8140.47S	06.90 - 04.96	2499	D	85 kW	537 2








			ccm		kw		1 POS
DAILY II Kasten 49-12 V (15154204, 15154211, 15154215, 15154217,...	8140.43.	05.96 - 05.99	2798	D	90 kW	538	7
DAILY II Kasten 59-12 V (13154404, 13154411, 13154412, 13154417,...	8140.47.2700	05.91 - 04.96	2499	D	85 kW	538	4
DAILY II Kasten 59-12 V (13154404, 13154411, 13154412, 13154417,...	8140.47.2711	05.91 - 04.96	2499	D	85 kW	537	2
DAILY II Kasten 59-12 V (13154404, 13154411, 13154412, 13154417,...	8140.47S	05.91 - 04.96	2499	D	85 kW	537	2
DAILY II Kasten 59-12 V (15174404, 15174411, 15174415, 15174417)	8140.43.	05.96 - 05.99	2798	D	90 kW	538	7
DAILY II Kipper 35-12 K (15130311, 15130411, 15131111, 15131204,...	8140.43.	09.96 - 08.98	2798	D	90 kW	538	7
DAILY II Pritsche/Fahrgestell 30-10 (15011131, 15011231)	8140.23	01.98 - 05.99	2798	D	76 kW	538	7
DAILY II Pritsche/Fahrgestell 30-8 (10011131, 10011132, 10011231, 10011232, 10011237,...	8140.63	09.98 - 05.99	2798	D	62 kW	538	7
DAILY II Pritsche/Fahrgestell 30-8 (10011131, 10011132, 10011231, 10011232, 10011237,...	8140.67F.3710	01.92 - 08.98	2499	D	60 kW	537	2
DAILY II Pritsche/Fahrgestell 30-8 (10011131, 10011132, 10011231, 10011232, 10011237,...	8140.67F.3711	01.92 - 08.98	2499	D	60 kW	537	2
DAILY II Pritsche/Fahrgestell 30-8 (10011131, 10011132, 10011231, 10011232, 10011237,...	8140.67F.3713	01.92 - 08.98	2499	D	60 kW	537	2
DAILY II Pritsche/Fahrgestell 30-8 (10011131, 10011132, 10011231, 10011232, 10011237,...	8140.67F.3721	01.92 - 08.98	2499	D	60 kW	537	2
DAILY II Pritsche/Fahrgestell 30-8 (10011131, 10011132, 10011231, 10011232, 10011237,...	8140.67F.	01.92 - 08.98	2499	D	60 kW	537	3
DAILY II Pritsche/Fahrgestell 30-8 (12910211, 12911111, 12911112, 12911117, 12911131,...	8140.07.2700	01.92 - 08.98	2499	D	55 kW	537	2
DAILY II Pritsche/Fahrgestell 30-8 (12910211, 12911111, 12911112, 12911117, 12911131,...	8140.67F.	01.92 - 08.98	2499	D	60 kW	537	3
DAILY II Pritsche/Fahrgestell 30-8 (14911111, 14911117, 14911211, 14911215, 14911217,...	8140.63	09.98 - 05.99	2798	D	62 kW	538	7
DAILY II Pritsche/Fahrgestell 35-10 (12971112, 12971212, 12971312, 12971317, 12976112,...	8140.47R.2790	01.89 - 12.96	2499	D	76 kW	537	2
DAILY II Pritsche/Fahrgestell 35-10 (13810217, 13810312, 13810417, 13811112, 13811212,...	8140.47R	01.89 - 12.96	2499	D	80 kW	537	2
DAILY II Pritsche/Fahrgestell 35-10 (15030111, 15030211, 15030311, 15031111, 15031117,...	8140.23	01.96 - 05.99	2798	D	76 kW	538	7
DAILY II Pritsche/Fahrgestell 35-12 (13110131, 13110211, 13110231, 13110311, 13110312,...	8140.47.2700	01.90 - 04.96	2499	D	85 kW	538	4
DAILY II Pritsche/Fahrgestell 35-12 (13110131, 13110211, 13110231, 13110311, 13110312,...	8140.47S	01.90 - 04.96	2499	D	85 kW	537	2
DAILY II Pritsche/Fahrgestell 35-12 (15130311, 15130411, 15131111, 15131204, 15131211,...	8140.43.	05.96 - 05.99	2798	D	90 kW	538	7
DAILY II Pritsche/Fahrgestell 35-8 (12931102, 12931104, 12931111, 12931112, 12931117,...	8140.07.2700	01.89 - 08.98	2499	D	55 kW	537	2
DAILY II Pritsche/Fahrgestell 35-8 (12931102, 12931104, 12931111, 12931112, 12931117,...	8140.07.2712	01.89 - 08.98	2499	D	55 kW	537	3
DAILY II Pritsche/Fahrgestell 35-8 (14930304, 14931104, 14931111, 14931115, 14931204,...	8140.63	09.98 - 05.99	2798	D	62 kW	538	7
DAILY II Pritsche/Fahrgestell 40-10 W 4x4 (15211104, 15211105, 15211111, 15211115,...	8140.23	01.97 - 05.99	2798	D	76 kW	538	7
DAILY II Pritsche/Fahrgestell 45-10 (13031204, 13031211, 13031212, 13031224, 13031231,...	8140.27.2720	01.89 - 04.96	2499	D	76 kW	537	2
DAILY II Pritsche/Fahrgestell 49-10 (13050211, 13050231, 13050304, 13050311, 13050331,...	8140.27.2700	01.89 - 04.96	2499	D	76 kW	538	4
DAILY II Pritsche/Fahrgestell 49-10 (13050211, 13050231, 13050304, 13050311, 13050331,...	8140.47R.2790	01.89 - 04.96	2499	D	76 kW	537	2
DAILY II Pritsche/Fahrgestell 49-10 (15050304, 15050404, 15050411, 15051204, 15051211,...	8140.23	05.96 - 05.99	2798	D	76 kW	538	7
DAILY II Pritsche/Fahrgestell 49-12 (13130211, 13130231, 13130304, 13130311, 13130312,...	8140.47.2711	06.90 - 04.96	2499	D	85 kW	537	2
DAILY II Pritsche/Fahrgestell 49-12 (13130211, 13130231, 13130304, 13130311, 13130312,...	8140.47.2721	06.90 - 04.96	2499	D	85 kW	538	4
DAILY II Pritsche/Fahrgestell 49-12 (13130211, 13130231, 13130304, 13130311, 13130312,...	8140.47S	06.90 - 04.96	2499	D	85 kW	537	2
DAILY II Pritsche/Fahrgestell 49-12 (15150211, 15150311, 15150404, 15150411, 15151204,...	8140.43.	05.96 - 05.99	2798	D	90 kW	538	7
DAILY II Pritsche/Fahrgestell 59-12 (13150204, 13150211, 13150231, 13150311, 13150312,...	8140.47.2700	05.91 - 04.96	2499	D	85 kW	538	4
DAILY II Pritsche/Fahrgestell 59-12 (13150204, 13150211, 13150231, 13150311, 13150312,...	8140.47.2711	05.91 - 04.96	2499	D	85 kW	537	2
DAILY II Pritsche/Fahrgestell 59-12 (13150204, 13150211, 13150231, 13150311, 13150312,...	8140.47S	05.91 - 04.96	2499	D	85 kW	537	2
DAILY II Pritsche/Fahrgestell 59-12 (15170211, 15170304, 15170311, 15170504, 15170511,...	8140.43.	05.96 - 05.99	2798	D	90 kW	538	7
DAILY III Bus 35 S 12, 35 C 12, 40 C 12	F1AE0481B	01.03 - 05.06	2287	D	85 kW	537	1
DAILY III Bus 35 S 13, 40 C 13, 50 C 13	8140.43S	05.99 - 05.06	2798	D	92 kW	538	7
DAILY III Bus 35 S 14, 50 C 14 (ATPA9FH2)	F1CE0481A	01.04 - 05.06	2998	D	100 kW	539	8
DAILY III Bus 40 C 11, 50 C 11	8140.43B	05.99 - 05.06	2798	D	78 kW	538	7
DAILY III Bus 40 C 11, 50 C 11	8140.43C	05.99 - 05.06	2798	D	78 kW	538	7
DAILY III Bus 40 C 15, 50 C 15	8140.43N	05.99 - 05.06	2798	D	107 kW	538	7
DAILY III Bus 40 C 17, 50 C 17	F1CE0481B	01.04 - 05.06	2998	D	122 kW	539	8
DAILY III Bus 50 C 11 Natural Power (CNG)	8149.03	05.02 - 05.06	2798	G	78 kW	538	7
DAILY III Kasten 2.8 CNG	8149.03	05.99 - 07.07	2798	G	78 kW	538	7
DAILY III Kasten 29 L 10 V (ALJA43A2, ALJA42A2, ALJA41A2)	F1AE0481A	09.02 - 07.07	2287	D	70 kW	537	1
DAILY III Kasten 29 L 11 V	8140.43B	05.99 - 07.07	2798	D	78 kW	538	7
DAILY III Kasten 29 L 11 V	8140.43C	05.99 - 07.07	2798	D	78 kW	538	7
DAILY III Kasten 29 L 12 V (ALKA41A2, ALLA52A2, ALKA42A2)	F1AE0481B	09.02 - 07.07	2287	D	85 kW	537	1
DAILY III Kasten 29 L 13	8140.43S	05.01 - 07.07	2798	D	92 kW	538	7
DAILY III Kasten 29 L 14	F1AE0481M	01.05 - 04.06	2287	D	100 kW	537	1
DAILY III Kasten 29 L 9 V	8140.43R	11.01 - 04.06	2798	D	66 kW	538	7
DAILY III Kasten 29 L 9 V	8140.63	05.99 - 07.07	2798	D	62 kW	538	7
DAILY III Kasten 35 C 12 V, 35 S 12 V (AGKA43A2, AGKB43A2, AGKB46A2,...	F1AE0481B	09.02 - 07.07	2287	D	85 kW	537	1
DAILY III Kasten 35 C 14, 35 S 14	F1AE0481M	01.05 - 04.06	2287	D	100 kW	537	1
DAILY III Kasten 35 C 14	F1CE0481A	09.04 - 04.06	2998	D	100 kW	539	8
DAILY III Kasten 35 C 17, 35 S 17	F1CE0481B	01.05 - 04.06	2998	D	122 kW	539	8
DAILY III Kasten 35 S 10 (ANJA41A1, ANJA42A2, ANJA42AB, ANJA43A, ANJAV1A,...	F1AE0481A	09.02 - 07.07	2287	D	70 kW	537	1
DAILY III Kasten 35 S 11 V, 35 C 11 V	8140.43B	05.99 - 07.07	2798	D	78 kW	538	7













							
DAILY III Kasten 35 S 11 V,35 C 11 V	8140.43C	05.99 - 07.07	2798	D	78 kW	538	7
DAILY III Kasten 35 S 13 V,35 C 13 V	8140.43S	05.99 - 07.07	2798	D	92 kW	538	7
DAILY III Kasten 35 S 15 V, 35 C 15 V (A6HCV3B2, A6HBV4B2, A6HC41B2,...	8140.43N	11.02 - 07.07	2798	D	107 kW	538	7
DAILY III Kasten 35 S 9 V,35 C 9 V	8140.63	05.99 - 07.07	2798	D	62 kW	538	7
DAILY III Kasten 35 S 9 V	8140.43R	11.01 - 04.06	2798	D	66 kW	538	7
DAILY III Kasten 40 C 13	8140.43S	05.99 - 04.06	2798	D	92 kW	538	7
DAILY III Kasten 40 C 14	F1CE0481A	09.04 - 04.06	2998	D	100 kW	539	8
DAILY III Kasten 40 C 15	8140.43N	11.01 - 04.06	2798	D	107 kW	538	7
DAILY III Kasten 40 C 17, 40 S 17	F1CE0481B	07.99 - 12.06	2998	D	122 kW	539	8
DAILY III Kasten 45 C 14	F1CE0481A	07.99 - 10.09	2998	D	100 kW	539	8
DAILY III Kasten 50 C 11	8140.43B	05.99 - 07.07	2798	D	78 kW	538	7
DAILY III Kasten 50 C 11	8140.43C	05.99 - 07.07	2798	D	78 kW	538	7
DAILY III Kasten 50 C 13	8140.43S	05.99 - 07.07	2798	D	92 kW	538	7
DAILY III Kasten 50 C 14	F1CE0481A	09.04 - 10.09	2998	D	100 kW	539	8
DAILY III Kasten 50 C 15	8140.43N	01.01 - 04.06	2798	D	107 kW	538	7
DAILY III Kasten 50 C 17	F1CE0481B	09.04 - 04.06	2998	D	122 kW	539	8
DAILY III Kasten 65 C 14	F1CE0481A	09.04 - 04.06	2998	D	100 kW	539	8
DAILY III Kasten 65 C 15	8140.43N	11.01 - 04.06	2798	D	107 kW	538	7
DAILY III Kasten 65 C 17	F1CE0481B	09.04 - 04.06	2998	D	122 kW	539	8
DAILY III Pritsche/Fahrgestell 29 L 10 (ALJAV1A1, ALJA41AA, ALJA41A1, AHJA64A1,...	F1AE0481A	09.02 - 04.06	2287	D	70 kW	537	1
DAILY III Pritsche/Fahrgestell 29 L 11	8140.43B	03.98 - 08.09	2798	D	78 kW	538	7
DAILY III Pritsche/Fahrgestell 29 L 11	8140.43C	03.98 - 08.09	2798	D	78 kW	538	7
DAILY III Pritsche/Fahrgestell 29 L 12 (ALKA41A1, AHKA64A1, ALLA51A1)	F1AE0481B	09.02 - 04.06	2287	D	85 kW	537	1
DAILY III Pritsche/Fahrgestell 29 L 13	8140.43S	11.01 - 04.06	2798	D	92 kW	538	7
DAILY III Pritsche/Fahrgestell 29 L 14 (AHRA11C1B1, AHRA14C1B1, AHRA64C1B1)	F1AE0481M	11.05 - 04.06	2287	D	100 kW	537	1
DAILY III Pritsche/Fahrgestell 29 L 9	8140.43R	11.01 - 04.06	2798	D	66 kW	538	7
DAILY III Pritsche/Fahrgestell 29 L 9	8140.63	05.99 - 04.06	2798	D	62 kW	538	7
DAILY III Pritsche/Fahrgestell 35 C 10 V , 35 S 10 V (AMJA14A1, AMJA64A1, AMJA65A1,...	F1AE0481A	09.02 - 04.06	2287	D	70 kW	537	1
DAILY III Pritsche/Fahrgestell 35 C 12 , 35 S 12 (AEKA14A1, AEKA14AA, AEKA64A1,...	F1AE0481B	09.02 - 04.06	2287	D	85 kW	537	1
DAILY III Pritsche/Fahrgestell 35 C 14, 35 S 14	F1AE0481M	01.05 - 04.06	2287	D	100 kW	537	1
DAILY III Pritsche/Fahrgestell 35 C 14	F1CE0481A	09.04 - 04.06	2998	D	100 kW	539	8
DAILY III Pritsche/Fahrgestell 35 C 15	8140.43N	11.01 - 04.06	2798	D	107 kW	538	7
DAILY III Pritsche/Fahrgestell 35 C 17, 35 S 17	F1CE0481B	01.05 - 04.06	2998	D	122 kW	539	8
DAILY III Pritsche/Fahrgestell 35 C 9, 35 S 9	8140.43R	11.01 - 04.06	2798	D	66 kW	538	7
DAILY III Pritsche/Fahrgestell 35 S 11,35 C 11 (A2FC13AA, A6FBU4AB, A2NB14A1, A2ND13A-1,...	8140.43B	05.99 - 04.06	2798	D	78 kW	538	7
DAILY III Pritsche/Fahrgestell 35 S 11,35 C 11 (A2FC13AA, A6FBU4AB, A2NB14A1, A2ND13A-1,...	8140.43C	05.99 - 04.06	2798	D	78 kW	538	7
DAILY III Pritsche/Fahrgestell 35 S 13,35 C 13	8140.43S	03.98 - 08.09	2798	D	92 kW	538	7
DAILY III Pritsche/Fahrgestell 35 S 9,35 C 9	8140.63	05.99 - 04.06	2798	D	62 kW	538	7
DAILY III Pritsche/Fahrgestell 40 C 10 (AEJB14A1)	F1AE0481A	09.02 - 04.06	2287	D	70 kW	537	1
DAILY III Pritsche/Fahrgestell 40 C 11	8140.43B	04.01 - 11.03	2798	D	78 kW	538	7
DAILY III Pritsche/Fahrgestell 40 C 11	8140.43C	04.01 - 11.03	2798	D	78 kW	538	7
DAILY III Pritsche/Fahrgestell 40 C 13	8140.43S	05.99 - 04.06	2798	D	92 kW	538	7
DAILY III Pritsche/Fahrgestell 40 C 14	F1CE0481A	09.04 - 10.09	2998	D	100 kW	539	8
DAILY III Pritsche/Fahrgestell 40 C 15	8140.43N	11.01 - 04.06	2798	D	107 kW	538	7
DAILY III Pritsche/Fahrgestell 40 C 17, 40 S 17	F1CE0481B	01.05 - 04.06	2998	D	122 kW	539	8
DAILY III Pritsche/Fahrgestell 50 C 11 Natural Power (CNG)	8149.03	05.99 - 04.06	2798	G	78 kW	538	7
DAILY III Pritsche/Fahrgestell 50 C 11	8140.43B	05.99 - 04.06	2798	D	78 kW	538	7
DAILY III Pritsche/Fahrgestell 50 C 11	8140.43C	05.99 - 04.06	2798	D	78 kW	538	7
DAILY III Pritsche/Fahrgestell 50 C 13	8140.43S	05.99 - 04.06	2798	D	92 kW	538	7
DAILY III Pritsche/Fahrgestell 50 C 14	F1CE0481A	09.04 - 04.06	2998	D	100 kW	539	8
DAILY III Pritsche/Fahrgestell 50 C 15	8140.43N	01.01 - 04.06	2798	D	107 kW	538	7
DAILY III Pritsche/Fahrgestell 50 C 17	F1CE0481B	09.04 - 04.06	2998	D	122 kW	539	8
DAILY III Pritsche/Fahrgestell 65 C 13	8140.43.K	07.99 - 04.06	2798	D	103 kW	538	7
DAILY III Pritsche/Fahrgestell 65 C 14	F1CE0481A	09.04 - 04.06	2998	D	100 kW	539	8
DAILY III Pritsche/Fahrgestell 65 C 15	8140.43N	11.01 - 04.06	2798	D	107 kW	538	7
DAILY III Pritsche/Fahrgestell 65 C 17	F1CE0481B	09.04 - 04.06	2998	D	122 kW	539	8
DAILY IV Bus 35S14, 35S14 /P	F1AE0481H	05.06 - 08.11	2287	D	100 kW	537	1
DAILY IV Kasten 29L10 V	F1AE0481F	05.06 - 09.11	2287	D	70 kW	537	1
DAILY IV Kasten 29L12 V, 29L12 V/P	F1AE0481G	05.06 - 08.11	2287	D	85 kW	537	1
DAILY IV Kasten 29L14 C, 29L14 C/P, 29L14 V, 29L14 V/P	F1AE0481H	05.06 - 08.11	2287	D	100 kW	537	1
DAILY IV Kasten 35C10, 35S10	F1AE0481F	05.06 - 08.11	2287	D	70 kW	537	1








			ccm		kw		1 POS
DAILY IV Kasten 35C11 V, 35S11 V	F1AE0481U	07.07 - 08.11	2287	D	78 kW	537	1
DAILY IV Kasten 35C12 V, 35C12 V/P, 35S12 V, 35S12 V/P	F1AE0481G	05.06 - 08.11	2287	D	85 kW	537	1
DAILY IV Kasten 35C12 V, 35C12 V/P, 35S12 V, 35S12 V/P	F1AE0481R	05.06 - 08.11	2287	D	85 kW	537	1
DAILY IV Kasten 35C13 V, 35C13 V/P, 35S13 V, 35S13 V/P	F1AE0481V	07.07 - 08.11	2287	D	93 kW	537	1
DAILY IV Kasten 35C14 GV, 35C14 GV/P, 35S14 GV, 35S14 GV/P	F1CE0441A	07.07 - 08.11	2998	G	100 kW	539	8
DAILY IV Kasten 35C14 V, 35C14 V/P, 35S14 V, 35S14 V/P	F1CE3481L	09.09 - 08.11	2998	D	103 kW	539	8
DAILY IV Kasten 35C15 V, 35C15 V/P	F1CE0481L	05.06 - 08.11	2998	D	107 kW	539	8
DAILY IV Kasten 35C17 V, 35C17 V/P, 35S17 V, 35S17 V/P	F1CE3481C	07.07 - 08.11	2998	D	125 kW	539	8
DAILY IV Kasten 35S14 C, 35S14 C/P, 35S14 V, 35S14 V/P, 35C14 V,...	F1AE0481H	05.06 - 09.11	2287	D	100 kW	537	1
DAILY IV Kasten 35S14	F1CE0481A	08.07 - 03.12	2998	D	100 kW	539	8
DAILY IV Kasten 35S15	F1CE0481L	06.06 - 08.11	2998	D	107 kW	539	8
DAILY IV Kasten 40C10 V	F1AE0481F	05.06 - 08.11	2287	D	70 kW	537	1
DAILY IV Kasten 40C11 V	F1AE0481U	07.07 - 08.11	2287	D	78 kW	537	1
DAILY IV Kasten 40C12 V, 40C14 V/P	F1AE0481G	05.06 - 08.11	2287	D	85 kW	537	1
DAILY IV Kasten 40C13 V, 40C13 V/P	F1AE0481V	07.07 - 08.11	2287	D	93 kW	537	1
DAILY IV Kasten 40C14 GV, 40C14 GV/P	F1CE0441A	07.07 - 08.11	2998	G	100 kW	539	8
DAILY IV Kasten 40C14 V, 40C14 V/P	F1CE3481L	09.09 - 08.11	2998	D	103 kW	539	8
DAILY IV Kasten 40C17 V, 40C17 V/P	F1CE3481C	07.07 - 08.11	2998	D	125 kW	539	8
DAILY IV Kasten 45C17 V, 45C17 V/P	F1CE3481C	07.07 - 08.11	2998	D	125 kW	539	8
DAILY IV Kasten 50C14 GV, 50C14 GV/P	F1CE0441A	07.07 - 08.11	2998	G	100 kW	539	8
DAILY IV Kasten 50C14 V, 50C14 V/P	F1CE3481L	09.09 - 08.11	2998	D	103 kW	539	8
DAILY IV Kasten 50C17 V, 50C17 V/P	F1CE3481C	07.07 - 08.11	2998	D	125 kW	539	8
DAILY IV Kasten 55C16	F1CE0481A	08.07 - 03.12	2998	D	114 kW	539	8
DAILY IV Kasten 60C17 V, 60C17 V/P	F1CE3481C	07.07 - 08.11	2998	D	125 kW	539	8
DAILY IV Kasten 65C14 V, 65C14 V/P	F1CE3481L	09.09 - 08.11	2998	D	103 kW	539	8
DAILY IV Kasten 65C17 V, 65C17 V/P	F1CE3481C	07.07 - 08.11	2998	D	125 kW	539	8
DAILY IV Kasten 70C14 V, 70C14 V/P	F1CE3481L	09.09 - 08.11	2998	D	103 kW	539	8
DAILY IV Kasten 70C17V, 70C17 V/P	F1CE3481C	07.07 - 08.11	2998	D	125 kW	539	8
DAILY IV Pritsche/Fahrgestell 29L10	F1AE0481F	05.06 - 08.11	2287	D	70 kW	537	1
DAILY IV Pritsche/Fahrgestell 29L12	F1AE0481G	05.06 - 08.11	2287	D	85 kW	537	1
DAILY IV Pritsche/Fahrgestell 29L14	F1AE0481H	05.06 - 08.11	2287	D	100 kW	537	1
DAILY IV Pritsche/Fahrgestell 35C10, 35S10	F1AE0481F	05.06 - 08.11	2287	D	70 kW	537	1
DAILY IV Pritsche/Fahrgestell 35C11, 35S11, 35S11 D, 35S11 /P	F1AE0481U	07.07 - 08.11	2287	D	78 kW	537	1
DAILY IV Pritsche/Fahrgestell 35C12, 35S12	F1AE0481G	05.06 - 08.11	2287	D	85 kW	537	1
DAILY IV Pritsche/Fahrgestell 35C12, 35S12	F1AE0481R	05.06 - 08.11	2287	D	85 kW	537	1
DAILY IV Pritsche/Fahrgestell 35C13, 35C13 /P, 35S13 D, 35S13, 35S13 /P	F1AE0481V	07.07 - 08.11	2287	D	93 kW	537	1
DAILY IV Pritsche/Fahrgestell 35C14 G, 35C14 G/P, 35S14 G, 35S14 G/P, 35C14 GD,...	F1CE0441A	07.07 - 08.11	2998	G	100 kW	539	8
DAILY IV Pritsche/Fahrgestell 35C14, 35C14 /P, 35S14, 35S14 /P, 35S14 D, 35S14 D/P	F1CE3481L	09.09 - 08.11	2998	D	103 kW	539	8
DAILY IV Pritsche/Fahrgestell 35C14, 35S14, 35S14 /P	F1AE0481H	05.06 - 08.11	2287	D	100 kW	537	1
DAILY IV Pritsche/Fahrgestell 35C15	F1CE0481L	05.06 - 08.11	2998	D	107 kW	539	8
DAILY IV Pritsche/Fahrgestell 35C17, 35C17 /P, 35S17, 35S17 /P, 35S17 D	F1CE3481C	07.07 - 08.11	2998	D	125 kW	539	8
DAILY IV Pritsche/Fahrgestell 35S17 W, 35S17 WD	F1CE3481C	07.07 - 08.11	2998	D	125 kW	539	8
DAILY IV Pritsche/Fahrgestell 40C10	F1AE0481F	05.06 - 08.11	2287	D	70 kW	537	1
DAILY IV Pritsche/Fahrgestell 40C11, 40C11 D	F1AE0481U	07.07 - 08.11	2287	D	78 kW	537	1
DAILY IV Pritsche/Fahrgestell 40C12	F1AE0481G	05.06 - 08.11	2287	D	85 kW	537	1
DAILY IV Pritsche/Fahrgestell 40C13, 40C13 /P	F1AE0481V	07.07 - 08.11	2287	D	93 kW	537	1
DAILY IV Pritsche/Fahrgestell 40C14 G, 40C14 G/P	F1CE0441A	07.07 - 08.11	2998	G	100 kW	539	8
DAILY IV Pritsche/Fahrgestell 40C14, 40C14 /P	F1CE3481L	09.09 - 08.11	2998	D	103 kW	539	8
DAILY IV Pritsche/Fahrgestell 40C17, 40C17 /P	F1CE3481C	07.07 - 08.11	2998	D	125 kW	539	8
DAILY IV Pritsche/Fahrgestell 45C14, 45C14 /P	F1CE3481L	09.09 - 08.11	2998	D	103 kW	539	8
DAILY IV Pritsche/Fahrgestell 45C17, 45C17 /P	F1CE3481C	07.07 - 08.11	2998	D	125 kW	539	8
DAILY IV Pritsche/Fahrgestell 50C14 G, 50C14 G/P, 50C14 GD, 50C14 GD/P	F1CE0441A	07.07 - 08.11	2998	G	100 kW	539	8
DAILY IV Pritsche/Fahrgestell 50C14, 50C14 /P	F1CE3481L	09.09 - 08.11	2998	D	103 kW	539	8
DAILY IV Pritsche/Fahrgestell 50C17, 50C17 /P	F1CE3481C	07.07 - 08.11	2998	D	125 kW	539	8
DAILY IV Pritsche/Fahrgestell 55C16, 70C16	F1CE0481A	08.07 - 03.12	2998	D	114 kW	539	8
DAILY IV Pritsche/Fahrgestell 55S17 W, 55S17 WD	F1CE3481C	07.07 - 08.11	2998	D	125 kW	539	8
DAILY IV Pritsche/Fahrgestell 60C14, 60C14 /P	F1CE3481L	09.09 - 08.11	2998	D	103 kW	539	8
DAILY IV Pritsche/Fahrgestell 60C17, 60C17 /P	F1CE3481C	07.07 - 08.11	2998	D	125 kW	539	8
DAILY IV Pritsche/Fahrgestell 65C14 G, 65C14 G/P, 65C14 GD, 65C14 GD/P	F1CE0441A	07.07 - 08.11	2998	G	100 kW	539	8
DAILY IV Pritsche/Fahrgestell 65C14, 65C14 /P	F1CE3481L	09.09 - 08.11	2998	D	103 kW	539	8
DAILY IV Pritsche/Fahrgestell 65C17, 65C17 /P	F1CE3481C	07.07 - 08.11	2998	D	125 kW	539	8
DAILY IV Pritsche/Fahrgestell 70C14, 70C14 /P	F1CE3481L	09.09 - 08.11	2998	D	103 kW	539	8








							
DAILY IV Pritsche/Fahrgestell 70C17, 70C17 /P	F1CE3481C	07.07 - 08.11	2998	D	125 kW	539	8
DAILY V Bus 35S17, 40C17, 45C17, 50C17	F1CE3481C	09.11 - 02.14	2998	D	125 kW	539	8
DAILY V Bus 35S17, 40C17, 45C17, 50C17	F1CE3481K	09.11 - 02.14	2998	D	125 kW	539	8
DAILY V Bus Natural Power 50C14	F1CE0441A	09.11 - 02.14	2998	G	100 kW	539	8
DAILY V Kasten 29L15 V, 35S15 V, 35C15L V, 40C15L V, 50C15L V	F1AE3481C	09.11 - 02.14	2287	D	107 kW	537	1
DAILY V Kasten 29S11, 29L11, 35C11, 35S11, 40C11	F1AE3481A	09.11 - 02.14	2287	D	78 kW	537	1
DAILY V Kasten 29S13, 29L13, 35C13, 35S13, 40C13, 40S13	F1AE3481B	09.11 - 02.14	2287	D	93 kW	537	1
DAILY V Kasten 35C15 V, 40C15 V, 45C15 V, 50C15 V, 60C15 V, 65C15 V	F1CE3481J	09.11 - 02.14	2998	D	107 kW	539	8
DAILY V Kasten 35C15 V, 40C15 V, 45C15 V, 50C15 V, 60C15 V, 65C15 V	F1CE3481L	09.11 - 02.14	2998	D	107 kW	539	8
DAILY V Kasten 35C17, 35S17, 40C17, 45C17, 50C17, 60C17, 65C17, 70C17	F1CE3481C	09.11 - 02.14	2998	D	125 kW	539	8
DAILY V Kasten 35C17, 35S17, 40C17, 45C17, 50C17, 60C17, 65C17, 70C17	F1CE3481K	09.11 - 02.14	2998	D	125 kW	539	8
DAILY V Kasten 35C21 V, 35S21 V, 40C21 V, 45C21 V, 50C21 V	F1CE3481D	09.11 - 02.14	2998	D	150 kW	539	8
DAILY V Kasten 35S14	F1CE3481L	04.12 - 02.14	2998	D	110 kW	539	8
DAILY V Kasten Natural Power 35S14, 35C14, 40C14, 50C14, 65C14, 70C14	F1CE0441A	09.11 - 02.14	2998	G	100 kW	539	8
DAILY V Pritsche/Fahrgestell 26L11, 29L11, 29S11, 35C11D, 35S11, 40C11	F1AE3481A	09.11 - 02.14	2287	D	78 kW	537	1
DAILY V Pritsche/Fahrgestell 29L15, 35S15, 35C15, 40C15, 50C15	F1AE3481C	09.11 - 02.14	2287	D	107 kW	537	1
DAILY V Pritsche/Fahrgestell 29S13, 29L13, 29L13D, 35S13, 35C13D, 40C13	F1AE3481B	09.11 - 02.14	2287	D	93 kW	537	1
DAILY V Pritsche/Fahrgestell 35C15, 35S15, 40C15, 45C15, 50C15, 60C15, 65C15, 70C15	F1CE3481J	09.11 - 02.14	2998	D	107 kW	539	8
DAILY V Pritsche/Fahrgestell 35C15, 35S15, 40C15, 45C15, 50C15, 60C15, 65C15, 70C15	F1CE3481L	09.11 - 02.14	2998	D	107 kW	539	8
DAILY V Pritsche/Fahrgestell 35C17, 35S17, 40C17, 45C17, 50C17, 60C17, 65C17, 70C17	F1CE3481C	09.11 - 02.14	2998	D	125 kW	539	8
DAILY V Pritsche/Fahrgestell 35C17, 35S17, 40C17, 45C17, 50C17, 60C17, 65C17, 70C17	F1CE3481K	09.11 - 02.14	2998	D	125 kW	539	8
DAILY V Pritsche/Fahrgestell 35C21, 35S21, 40C21, 45C21, 50C21, 60C21, 65C21, 70C21	F1CE3481D	09.11 - 02.14	2998	D	150 kW	539	8
DAILY V Pritsche/Fahrgestell 55S17W 4x4	F1CE3481C	09.11 - 02.14	2998	D	125 kW	539	8
DAILY V Pritsche/Fahrgestell NaturalPower 35S14, 35C14, 40C14, 50C14, 60C14, 65C14,...	F1CE0441A	09.11 - 02.14	2998	G	100 kW	539	8
DAILY VI Bus 40C15, 50C15, 60C15	F1CE3481J	03.14	2998	D	107 kW	539	8
DAILY VI Bus 40C15, 50C15, 60C15	F1CFL411E	03.14	2998	D	107 kW	539	9
DAILY VI Bus 40C17, 50C17, 60C17	F1CFL411F	03.14	2998	D	125 kW	539	9
DAILY VI Bus 50C21	F1CFL411G	04.16	2998	D	150 kW	539	9
DAILY VI Bus NaturalPower 40C14, 50C14, 60C14	F1CFA401A	03.14	2998	G	100 kW	539	9
DAILY VI Kasten 33S11, 35S11, 35C11	F1AE3481A	03.14	2287	D	78 kW	537	1
DAILY VI Kasten 33S11, 35S11, 35C11	F1AFL411A	03.14	2287	D	78 kW	537	1
DAILY VI Kasten 33S13, 35S13, 35C13	F1AFL411B	03.14	2287	D	93 kW	537	1
DAILY VI Kasten 33S15, 35S15, 35C15	F1AE3481C	03.14	2287	D	107 kW	537	1
DAILY VI Kasten 33S15, 35S15, 35C15	F1AFL411C	03.14	2287	D	107 kW	537	1
DAILY VI Kasten 35S15, 35C15, 40C15, 45C15, 50C15, 65C15, 70C15	F1CE3481J	03.14 - 04.16	2998	D	107 kW	539	8
DAILY VI Kasten 35S15, 35C15, 40C15, 45C15, 50C15, 65C15, 70C15	F1CFL411E	03.14 - 04.16	2998	D	107 kW	539	9
DAILY VI Kasten 35S15, 35C15, 40C15, 45C15, 50C15, 65C15, 70C15	F1CFL411J	03.14 - 04.16	2998	D	107 kW	539	9
DAILY VI Kasten 35S17, 35C17, 40C17, 50C17, 55C17, 60C17, 65C17, 70C17	F1CE3481K	03.14 - 04.16	2998	D	125 kW	539	8
DAILY VI Kasten 35S17, 35C17, 40C17, 50C17, 55C17, 60C17, 65C17, 70C17	F1CFL411F	03.14 - 04.16	2998	D	125 kW	539	9
DAILY VI Kasten 35S17, 35C17, 40C17, 50C17, 55C17, 60C17, 65C17, 70C17	F1CFL411H	03.14 - 04.16	2998	D	125 kW	539	9
DAILY VI Kasten 35S21, 35C21, 40C21, 50C21, 65C21, 70C21	F1CE3481D	03.14	2998	D	150 kW	539	8
DAILY VI Kasten 35S21, 35C21, 40C21, 50C21, 65C21, 70C21	F1CFL411G	03.14	2998	D	150 kW	539	9
DAILY VI Kasten 45-170 Furgão	F1CE3481C	01.20	2998	D	125 kW	539	8
DAILY VI Kasten 55-170 Furgão	F1CE3481C	01.20	2998	D	125 kW	539	8
DAILY VI Kasten NaturalPower 35S14, 35C14, 40C14, 50C14, 60C14, 65C14,...	F1CFA401A	03.14	2998	G	100 kW	539	9
DAILY VI Kasten NaturalPower 35S14, 35C14, 40C14, 50C14, 60C14, 65C14,...	F1CFA401B	03.14	2998	G	100 kW	539	9
DAILY VI Pritsche/Fahrgestell 33S11, 35S11, 35C11	F1AE3481A	03.14	2287	D	78 kW	537	1
DAILY VI Pritsche/Fahrgestell 33S11, 35S11, 35C11	F1AFL411A	03.14	2287	D	78 kW	537	1
DAILY VI Pritsche/Fahrgestell 33S13, 35S13, 35C13	F1AE3481B	03.14	2287	D	93 kW	537	1
DAILY VI Pritsche/Fahrgestell 33S13, 35S13, 35C13	F1AFL411B	03.14	2287	D	93 kW	537	1
DAILY VI Pritsche/Fahrgestell 33S15, 35S15, 35C15	F1AE3481C	03.14	2287	D	107 kW	537	1
DAILY VI Pritsche/Fahrgestell 33S15, 35S15, 35C15	F1AFL411C	03.14	2287	D	107 kW	537	1
DAILY VI Pritsche/Fahrgestell 35S14, 35S15, 35C15, 40S14, 40C15, 50C15, 60C5, 65C15,...	F1CE3481J	03.14	2998	D	107 kW	539	8
DAILY VI Pritsche/Fahrgestell 35S14, 35S15, 35C15, 40S14, 40C15, 50C15, 60C5, 65C15,...	F1CFL411E	03.14	2998	D	107 kW	539	9
DAILY VI Pritsche/Fahrgestell 35S14, 35S15, 35C15, 40S14, 40C15, 50C15, 60C5, 65C15,...	F1CFL411J	03.14	2998	D	107 kW	539	9
DAILY VI Pritsche/Fahrgestell 35S15, 55S15, 70S15, 70C15	F1CE3481J	03.14	2998	D	107 kW	539	8
DAILY VI Pritsche/Fahrgestell 35S17, 35C17, 40C17, 45S17, 45C17, 50C17, 60C17, 65C17,...	F1CE3481K	03.14	2998	D	125 kW	539	8
DAILY VI Pritsche/Fahrgestell 35S17, 35C17, 40C17, 45S17, 45C17, 50C17, 60C17, 65C17,...	F1CFL411F	03.14	2998	D	125 kW	539	9
DAILY VI Pritsche/Fahrgestell 35S17, 35C17, 40C17, 45S17, 45C17, 50C17, 60C17, 65C17,...	F1CFL411H	03.14	2998	D	125 kW	539	9
DAILY VI Pritsche/Fahrgestell 35S17, 55S17 4x4	F1CFL411F	03.14	2998	D	125 kW	539	9
DAILY VI Pritsche/Fahrgestell 35S17, 55S17 4x4	F1CFL411H	03.14	2998	D	125 kW	539	9
DAILY VI Pritsche/Fahrgestell 35S21, 35C21, 40C21, 50C21, 60C21, 65C21, 70C21	F1CE3481D	03.14	2998	D	150 kW	539	8








		 ccm	 kW	 1 POS
DAILY VI Pritsche/Fahrgestell 35S21, 35C21, 40C21, 50C21, 60C21, 65C21, 70C21	F1CFL411G	03.14 2998	D 150 kW	539 9
DAILY VI Pritsche/Fahrgestell 45-170	F1CE3481C	01.20 2998	D 125 kW	539 8
DAILY VI Pritsche/Fahrgestell 55-170	F1CE3481C	01.20 2998	D 125 kW	539 8
DAILY VI Pritsche/Fahrgestell 65-170	F1CE3481C	01.20 2998	D 125 kW	539 8
DAILY VI Pritsche/Fahrgestell 70-170	F1CE3481C	01.20 2998	D 125 kW	539 8
DAILY VI Pritsche/Fahrgestell NaturalPower 35S14, 35C14, 40C14, 50C14, 60C14, 65C14,...	F1CFA401A	03.14 2998	G 100 kW	539 9
POWER DAILY Bus A36.10	8140.43C	12.07 2798	D 74 kW	538 7
POWER DAILY Bus A36.13, A39.13, A42.13, A50.13	8140.43S	12.07 2798	D 92 kW	538 7
POWER DAILY Bus A40.12, A42.12, A50.12	8140.43.	12.07 2798	D 90 kW	538 7
POWER DAILY Kasten 36.10	8140.43C	12.07 2798	D 74 kW	538 7
POWER DAILY Kasten 36.13, 39.13, 42.13, 50.13	8140.43S	12.07 2798	D 92 kW	538 7
POWER DAILY Kasten 42.12, 50.12	8140.43.	12.07 2798	D 90 kW	538 7
POWER DAILY Pritsche/Fahrgestell 42.12, 50.12	8140.43.	12.07 2798	D 90 kW	538 7
POWER DAILY Pritsche/Fahrgestell 42.13, 50.13	8140.43S	12.07 2798	D 92 kW	538 7
		 ccm	 kW	 1 POS
CITYCLASS 491.22, 491.27, 591.22, 591.27	F2BE0681C	01.97 7790	D 200 kW	544 28
CITYCLASS ESCOLAR	F1CE3481C	01.15 2998	D 125 kW	539 8
CITYCLASS EXECUTIVO	F1CE3481C	01.15 2998	D 125 kW	539 8
CITYCLASS EXECUTIVO	F1CE3481C	01.15 2998	D 125 kW	539 8
CITYCLASS FRETAMENTO	F1CE3481C	01.15 2998	D 125 kW	539 8
CITYCLASS FRETAMENTO	F1CE3481C	01.15 2998	D 125 kW	539 8
CROSSWAY 10.8M	F2BE3682C	01.13 7790	D 213 kW	544 28
CROSSWAY 12.8M	F2BE3682C	01.13 7790	D 213 kW	544 28
CROSSWAY 12M	F2BE3682C	01.13 7790	D 213 kW	544 28
EUROCARGO I-III 100 E 15 K	8060.25R.4200 LTC	01.91 - 09.15 5861	D 105 kW	542 20
EUROCARGO I-III 100 E 15, 100 E 15 P	8060.25R.4200 LTC	01.91 - 09.15 5861	D 105 kW	542 20
EUROCARGO I-III 100 E 15, 100 E 15 P	8060.45R.5000	01.91 - 09.15 5861	D 105 kW	542 20
EUROCARGO I-III 100 E 15, 100 E 15 P	8060.45R.5001	01.91 - 09.15 5861	D 105 kW	542 20
EUROCARGO I-III 100 E 15, 100 E 15 P	8060.45R.5003	01.91 - 09.15 5861	D 105 kW	542 20
EUROCARGO I-III 100 E 15, 100 E 15 P	8060.45R.5005	01.91 - 09.15 5861	D 105 kW	542 20
EUROCARGO I-III 100 E 18 K	8060.25V.4000	01.91 - 09.15 5861	D 130 kW	542 20
EUROCARGO I-III 100 E 18, 100 E 18 P	8060.25V.4000	01.91 - 09.15 5861	D 130 kW	542 20
EUROCARGO I-III 100 E 21, 100 E 21 P	8060.45.4100 TCA	01.91 - 09.15 5861	D 152 kW	542 20
EUROCARGO I-III 100 E 21, 100 E 21 P	8060.45.4180	01.91 - 09.15 5861	D 152 kW	542 20
EUROCARGO I-III 120 E 14	8060.25R.4280	01.98 - 01.03 5861	D 105 kW	542 20
EUROCARGO I-III 120 E 15 K	8060.25R.4280	01.91 - 09.15 5861	D 105 kW	542 20
EUROCARGO I-III 120 E 15	8060.25R.4200	01.91 - 09.15 5861	D 105 kW	542 20
EUROCARGO I-III 120 E 15	8060.25R.4280	01.91 - 09.15 5861	D 105 kW	542 20
EUROCARGO I-III 120 E 18 K	8060.25V.4080	01.91 - 09.15 5861	D 130 kW	542 20
EUROCARGO I-III 120 E 18, 120 E 18 P, 120 E 18 H	8060.25V.4080	01.91 - 09.15 5861	D 130 kW	542 20
EUROCARGO I-III 120 E 18, 120 E 18 P, 120 E 18 H	8060.45B.5100	01.91 - 09.15 5861	D 130 kW	542 20
EUROCARGO I-III 120 E 21 H	8060.45B.5100	01.92 - 09.15 5861	D 152 kW	542 20
EUROCARGO I-III 120 E 23, 120 E 23 P, 120 E 23 FP, 120 E 23 H	8060.45.6090	01.91 - 09.15 5861	D 167 kW	542 20
EUROCARGO I-III 120 E 23, 120 E 23 P, 120 E 23 FP, 120 E 23 H	8060.45S.6800	01.91 - 09.15 5861	D 167 kW	542 20
EUROCARGO I-III 120 E 23, 120 E 23 P, 120 E 23 FP, 120 E 23 H	8060.45S.7200	01.91 - 09.15 5861	D 167 kW	542 20
EUROCARGO I-III 130 E 15 K	8060.25R.4280	01.91 - 09.15 5861	D 105 kW	542 20
EUROCARGO I-III 130 E 15	8060.25R.4280	01.91 - 09.15 5861	D 105 kW	542 20
EUROCARGO I-III 130 E 18 K	8060.25V.4080	01.91 - 09.15 5861	D 130 kW	542 20
EUROCARGO I-III 130 E 18	8060.25V.4080	01.91 - 09.15 5861	D 130 kW	542 20
EUROCARGO I-III 130 E 23	8060.45.6090	01.91 - 09.15 5861	D 167 kW	542 20
EUROCARGO I-III 130 E 23	8060.45S.6000	01.91 - 09.15 5861	D 167 kW	542 20
EUROCARGO I-III 135 E 18 WR	8060.25V.4800	01.91 - 09.15 5861	D 130 kW	542 20
EUROCARGO I-III 135 E 18 W	8060.25V.4800	01.91 - 09.15 5861	D 130 kW	542 20
EUROCARGO I-III 135 E 21 W	8060.45	01.91 - 09.15 5861	D 152 kW	542 20
EUROCARGO I-III 135 E 23 WR	8060.45S TCA	01.91 - 09.15 5861	D 167 kW	542 20
EUROCARGO I-III 135 E 23 W	8060.45S TCA	01.91 - 09.15 5861	D 167 kW	542 20
EUROCARGO I-III 150 E 15 K	8060.25R.4280	01.91 - 09.15 5861	D 105 kW	542 20
EUROCARGO I-III 150 E 15	8060.25R.4280	01.91 - 09.15 5861	D 105 kW	542 20
EUROCARGO I-III 150 E 18 K	8060.25V.4000	01.91 - 09.15 5861	D 130 kW	542 20













							
EUROCARGO I-III 150 E 18 K	8060.25V.4080	01.91 - 09.15	5861	D	130 kW	542	20
EUROCARGO I-III 150 E 18, 150 E 18 P	8060.25V.4000	01.91 - 09.15	5861	D	129 - 130 kW	542	20
EUROCARGO I-III 150 E 18, 150 E 18 P	8060.25V.4080	01.91 - 09.15	5861	D	129 - 130 kW	542	20
EUROCARGO I-III 150 E 18, 150 E 18 P	8060.45B	01.91 - 09.15	5861	D	129 - 130 kW	542	20
EUROCARGO I-III 150 E 23, 150 E 23 P, 150 E 23 FP	8060.45.6090	01.91 - 09.15	5861	D	167 kW	542	20
EUROCARGO I-III 150 E 23, 150 E 23 P, 150 E 23 FP	8060.45S.6800	01.91 - 09.15	5861	D	167 kW	542	20
EUROCARGO I-III 150 E 27, 150 E 27 P, 150 E27FP, 150 E 27 R	8360.46.417 TCA	01.91 - 09.15	7685	D	196 kW	544	26
EUROCARGO I-III 160 E 23	8060.45.5200	01.98 - 11.04	5861	D	169 kW	542	20
EUROCARGO I-III 170 E 15 K	8060.25R.4280	12.91 - 07.00	5861	D	105 kW	542	20
EUROCARGO I-III 170 E 18 K, 180 E 18 K	8060.25V.4800	01.91 - 09.15	5861	D	130 kW	542	20
EUROCARGO I-III 170 E 18, 180 E 18	8060.25V.4800	01.91 - 09.15	5861	D	130 kW	542	20
EUROCARGO I-III 170 E 23 K, 180 E 23 K	8060.45S TCA	01.91 - 09.15	5861	D	167 kW	542	20
EUROCARGO I-III 170 E 23, 180 E 23	8060.45S TCA	01.91 - 09.15	5861	D	167 kW	542	20
EUROCARGO I-III 170 E 27, 180 E 27	8360.46.417 TCA	01.91 - 09.15	7685	D	196 kW	544	26
EUROCARGO I-III 180 E 21 T	8060.45.4100 TCA	01.91 - 09.15	5861	D	152 kW	542	20
EUROCARGO I-III 180 E 32	F2BE1682G	06.07 - 03.11	7790	D	235 kW	544	28
EUROCARGO I-III 180 E 33	F2BE1682G	11.10 - 09.15	7790	D	238 - 239 kW	544	28
EUROCARGO I-III 200 E 41	8210.42K.	03.95 - 08.01	13798	D	272 - 273 kW	547	38
EUROCARGO I-III 260 E 23 KE	8060.45S TCA	01.92 - 09.15	5861	D	167 kW	542	20
EUROCARGO I-III 260 E 23 T	8060.45S TCA	01.91 - 09.15	5861	D	167 kW	542	20
EUROCARGO I-III 260 E 23 T	8060.45S.6000	01.91 - 09.15	5861	D	167 kW	542	20
EUROCARGO I-III 260 E 27 KE	8360.46.417 TCA	09.00 - 09.15	7685	D	196 kW	544	26
EUROCARGO I-III 260 E 27 KE	8360.46.417	09.00 - 09.15	7685	D	196 kW	544	26
EUROCARGO I-III 280 E 23 T	8060.45S.6000	01.91 - 09.15	5861	D	167 kW	542	20
EUROCARGO I-III 320 E 18 T	8060.45B	03.02 - 03.07	5861	D	130 kW	542	20
EUROCARGO I-III 320 E 18	8060.45B	03.02 - 03.07	5861	D	130 kW	542	20
EUROCARGO I-III 320 E 27 T	8360.46.417	01.91 - 09.15	7685	D	196 kW	544	26
EUROCARGO I-III 450 E 32 T	F2BE1682G	03.08 - 12.11	7790	D	235 kW	544	28
EUROCARGO I-III 60 E 10	8040.25B.4200	01.91 - 09.15	3908	D	75 kW	543	22
EUROCARGO I-III 60 E 12	8040.25X.4000	01.91 - 09.15	3908	D	85 kW	543	22
EUROCARGO I-III 60 E 14 K	8040.45.4000	01.91 - 09.15	3908	D	100 kW	543	22
EUROCARGO I-III 60 E 14, 60 E 14 P	8040.45.4000	01.91 - 09.15	3908	D	100 kW	543	22
EUROCARGO I-III 65 E 10 K	8040.25B.4200	01.91 - 09.15	3908	D	75 kW	543	22
EUROCARGO I-III 65 E 10	8040.25B.4200	01.91 - 09.15	3908	D	75 kW	543	22
EUROCARGO I-III 65 E 12 K	8040.25X.4000	01.91 - 09.15	3908	D	85 kW	543	22
EUROCARGO I-III 65 E 12, 65 E 12 P	8040.25X.4000	01.91 - 09.15	3908	D	85 kW	543	22
EUROCARGO I-III 65 E 14 K	8040.45.4000	01.91 - 09.15	3908	D	100 kW	543	22
EUROCARGO I-III 65 E 14, 65 E 14 P	8040.45.4000	01.91 - 09.15	3908	D	100 kW	543	22
EUROCARGO I-III 75 E 12 K	8040.25X.4000	01.91 - 09.15	3908	D	85 kW	543	22
EUROCARGO I-III 75 E 12, 75 E 12 P	8040.25X.4000	01.91 - 09.15	3908	D	85 kW	543	22
EUROCARGO I-III 75 E 14 K	8040.45.4000	01.91 - 09.15	3908	D	100 kW	543	22
EUROCARGO I-III 75 E 14 K	8040.45.4180	01.91 - 09.15	3908	D	100 kW	543	22
EUROCARGO I-III 75 E 14, 75 E 14 P	8040.45.4000	01.91 - 09.15	3908	D	100 kW	543	22
EUROCARGO I-III 75 E 14, 75 E 14 P	8040.45.4180	01.91 - 09.15	3908	D	100 kW	543	22
EUROCARGO I-III 75 E 15 K	8060.25R.4200 LTC	01.91 - 09.15	5861	D	105 kW	542	20
EUROCARGO I-III 75 E 15, 75 E 15 P, 80 E 15	8060.25R.4200 LTC	01.91 - 09.15	5861	D	105 kW	542	20
EUROCARGO I-III 80 E 15 K	8060.25R.4200 LTC	01.91 - 09.15	5861	D	105 kW	542	20
EUROCARGO I-III 80 E 15 K	8060.25R.4200 LTC	01.91 - 09.15	5861	D	105 kW	542	20
EUROCARGO I-III 80 E 15, 80 E 15 P	8060.25R.4200 LTC	01.91 - 09.15	5861	D	105 kW	542	20
EUROCARGO I-III 80 E 18 K	8060.25V.4000	01.91 - 09.15	5861	D	130 kW	542	20
EUROCARGO I-III 80 E 18 K	8060.25V.4000	01.91 - 09.15	5861	D	130 kW	542	20
EUROCARGO I-III 80 E 18, 80 E 18 P, 18 E 80 FP	8060.25V.4000	01.91 - 09.15	5861	D	130 kW	542	20
EUROCARGO I-III 80 E 18, 80 E 18 P, 18 E 80 FP	8060.25V.4000	01.91 - 09.15	5861	D	130 kW	542	20
EUROCARGO I-III 80 E 21, 80 E 21 P, 21 E 80 FP	8060.45.4100 TCA	01.91 - 09.15	5861	D	152 kW	542	20
EUROCARGO I-III 80 E 21, 80 E 21 P, 21 E 80 FP	8060.45.4180	01.91 - 09.15	5861	D	152 kW	542	20
EUROCARGO I-III 80 E 21, 80 E 21 P, 80 E 21 FP	8060.45.4100 TCA	01.91 - 09.15	5861	D	152 kW	542	20
EUROCARGO I-III 80 E 21, 80 E 21 P, 80 E 21 FP	8060.45.4180	01.91 - 09.15	5861	D	152 kW	542	20
EUROCARGO I-III 80 E 21, 80 E 21 P, 80 E 21 FP	8060.45.4180	01.91 - 09.15	5861	D	152 kW	542	20
EUROCARGO I-III 95 E 15 W	8060.25R.4750	01.91 - 09.15	5861	D	105 kW	542	20
EUROCARGO I-III 95 E 15 W	8060.25R.4755	01.91 - 09.15	5861	D	105 kW	542	20
EUROCARGO I-III 95 E 15 W	8060.25R.4760	01.91 - 09.15	5861	D	105 kW	542	20
EUROCARGO I-III 95 E 15 W	8060.25R.4764	01.91 - 09.15	5861	D	105 kW	542	20
EUROCARGO I-III 95 E 15 W	8060.45R.5050	01.91 - 09.15	5861	D	105 kW	542	20

			ccm		kw		1 POS
EUROCARGO I-III 95 E 15 W	8060.45R.5051	01.91 - 09.15	5861	D	105 kW	542	20
EUROCARGO I-III 95 E 21 W	8060.45.4700	01.91 - 09.15	5861	D	152 kW	542	20
EUROCARGO I-III 95 E 21 W	8060.45.4702	01.91 - 09.15	5861	D	152 kW	542	20
EUROCARGO I-III 95 E 21 W	8060.45.4704	01.91 - 09.15	5861	D	152 kW	542	20
EUROCARGO I-III 95 E 21 W	8060.45.4706	01.91 - 09.15	5861	D	152 kW	542	20
EUROCARGO I-III 95 E 21 W	8060.45.4708	01.91 - 09.15	5861	D	152 kW	542	20
EUROCARGO I-III 95 E 21 W	8060.45.5250	01.91 - 09.15	5861	D	152 kW	542	20
EUROCARGO I-III 95 E 21 W	8060.45.5251	01.91 - 09.15	5861	D	152 kW	542	20
EUROCARGO I-III 95 E 21 W	8060.45.5255	01.91 - 09.15	5861	D	152 kW	542	20
EUROCARGO I-III HP440	F3BE0681C	01.08 - 12.10	12880	D	324 kW	546	36
EUROFIRE 130 E 24	8060.45M	01.91	5861	D	179 kW	542	20
EUROFIRE 135 E 22 W	8060.45L	01.91	5861	D	160 kW	542	20
EUROFIRE 135 E 24 W	8060.45M	01.91	5861	D	179 kW	542	20
EUROFIRE 150 E 27	8360.46	09.06	7685	D	196 kW	544	26
EUROFIRE 75 E 14	8040.45	01.91	3908	D	100 kW	543	22
EUROFIRE 95 E 18 W	8060.45B	01.93	5861	D	130 kW	542	20
EUROSTAR LD 190 E 38 P	8460.41L TCA	01.93 - 02.02	9498	D	276 kW	545	29
EUROSTAR LD 190 E 42, LD 190 E 42 P	8210.42L(TCA)	01.93 - 02.02	13798	D	309 kW	547	38
EUROSTAR LD 190 E 42, LD 190 E 42 P	8210.42L.400	01.93 - 02.02	13798	D	309 kW	547	38
EUROSTAR LD 190 E 47	8210.42M. TCA	01.93 - 02.02	13798	D	345 kW	547	38
EUROSTAR LD 240 E 38	8460.41L.5020	01.93 - 02.02	9498	D	276 kW	545	29
EUROSTAR LD 240 E 38	8460.41L.5020	01.93 - 02.02	9498	D	276 kW	545	29
EUROSTAR LD 240 E 42 FS, LD 240 E 42 PS	8210.42L(TCA)	01.93 - 02.02	13798	D	309 kW	547	38
EUROSTAR LD 240 E 42 FS, LD 240 E 42 PS	8210.42L(TCA)	01.93 - 02.02	13798	D	309 kW	547	38
EUROSTAR LD 240 E 42 FS, LD 240 E 42 PS	8210.42L.400	01.93 - 02.02	13798	D	309 kW	547	38
EUROSTAR LD 240 E 42 FS, LD 240 E 42 PS	8210.42L.400	01.93 - 02.02	13798	D	309 kW	547	38
EUROSTAR LD 240 E 47 PS	8210.42M. TCA	01.93 - 02.02	13798	D	345 kW	547	38
EUROSTAR LD 240 E 47 PS	8210.42M. TCA	01.93 - 02.02	13798	D	345 kW	547	38
EUROSTAR LD 260 E 38 P	8460.41L TCA	01.93 - 02.02	9498	D	276 kW	545	29
EUROSTAR LD 260 E 42 P	8210.42L.	01.93 - 02.02	13798	D	309 kW	547	38
EUROSTAR LD 260 E 47	8210.42M. TCA	01.93 - 02.02	13798	D	345 kW	547	38
EUROSTAR LD 260 E 48 Y/PS	F3BE0681E	01.93 - 02.02	12882	D	353 kW	546	36
EUROSTAR LD 400 E 38 TX/P, LD 440 E 38 TX/P	8460.41L TCA	01.93 - 02.02	9498	D	276 kW	545	29
EUROSTAR LD 400 E 38 TX/P, LD 440 E 38 TX/P	8460.41L.5020	01.93 - 02.02	9498	D	276 kW	545	29
EUROSTAR LD 400 E 38 TX/P, LD 440 E 38 TX/P	8460.41N	01.93 - 02.02	9498	D	276 kW	545	29
EUROSTAR LD 400 E 42 TX/P, LD 440 E 42 TX/P	8210.42L.	01.93 - 02.02	13798	D	309 kW	547	38
EUROSTAR LD 440 E 38 TZ	8460.41L TCA	01.93 - 02.02	9498	D	276 kW	545	29
EUROSTAR LD 440 E 38 TZ	8460.41N	01.93 - 02.02	9498	D	276 kW	545	29
EUROSTAR LD 440 E 38 T	8460.41L TCA	01.93 - 02.02	9498	D	276 kW	545	29
EUROSTAR LD 440 E 38 T	8460.41N	01.93 - 02.02	9498	D	276 kW	545	29
EUROSTAR LD 440 E 42 T/P	8210.42L(TCA)	01.93 - 02.02	13798	D	309 kW	547	38
EUROSTAR LD 440 E 42 T/P	8210.42L.	01.93 - 02.02	13798	D	309 kW	547	38
EUROSTAR LD 440 E 42 TZ	8210.42L.	01.93 - 02.02	13798	D	309 kW	547	38
EUROSTAR LD 440 E 47 T/P	8210.42M. TCA	01.93 - 02.02	13798	D	345 kW	547	38
EUROSTAR LD 440 E 47 TZ	8210.42M. TCA	01.93 - 02.02	13798	D	345 kW	547	38
EUROSTAR LD 440 E 48 T/P	F3BE0681E	01.01 - 02.02	12882	D	353 kW	546	36
EUROTECH MH 190 E 24 K	F2BE0681D	09.98	7790	D	180 kW	544	28
EUROTECH MH 190 E 24, 190 E 24 /P	F2BE0681D	09.98	7790	D	180 kW	544	28
EUROTECH MH 190 E 27 K	F2BE0681C	09.98	7790	D	200 kW	544	28
EUROTECH MH 190 E 27 K	F2BE0681F	09.98	7790	D	200 kW	544	28
EUROTECH MH 190 E 27, 190 E 27 /P	F2BE0681C	09.98	7790	D	200 kW	544	28
EUROTECH MH 190 E 27, 190 E 27 /P	F2BE0681F	09.98	7790	D	200 kW	544	28
EUROTECH MH 190 E 30, 190 E 30 /P	F2BE0681E	01.00	7790	D	218 kW	544	28
EUROTECH MH 190 E 31 K	F2BE0681B	09.98	7790	D	228 kW	544	28
EUROTECH MH 190 E 31, 190 E 31 /P	F2BE0681B	09.98	7790	D	228 kW	544	28
EUROTECH MH 190 E 35, 190 E 35 /P, 190 E 35 /FP	F2BE0681A	09.98	7790	D	259 kW	544	28
EUROTECH MH 200 E 37 H	8210.42 TCA	03.02	13798	D	272 kW	547	38
EUROTECH MH 200 E 37 H	8210.42 TCA	03.02	13798	D	272 kW	547	38
EUROTECH MH 260 E 24 Y/P, 260 E 24 Y/PS, 260 E 24 Y/PT	F2BE0681D	11.99	7790	D	180 kW	544	28
EUROTECH MH 260 E 24 Y/P, 260 E 24 Y/PS, 260 E 24 Y/PT	F2BE0681D	11.99	7790	D	180 kW	544	28
EUROTECH MH 260 E 27 Y/P, 260 E 27 Y/PS, 260 E 27 RY/PS, 260 E 27 RY/PT	F2BE0681C	11.99	7790	D	200 kW	544	28
EUROTECH MH 260 E 27 Y/P, 260 E 27 Y/PS, 260 E 27 RY/PS, 260 E 27 RY/PT	F2BE0681C	11.99	7790	D	200 kW	544	28















							
EUROTECH MH 260 E 27 Y/P, 260 E 27 Y/PS, 260 E 27 RY/PS, 260 E 27 RY/PT	F2BE0681F	11.99	7790	D	200 kW	544	28
EUROTECH MH 260 E 27 Y/P, 260 E 27 Y/PS, 260 E 27 RY/PS, 260 E 27 RY/PT	F2BE0681F	11.99	7790	D	200 kW	544	28
EUROTECH MH 260 E 30 Y/PS	F2BE0681E	01.00	7790	D	218 kW	544	28
EUROTECH MH 260 E 30 Y/PS	F2BE0681E	01.00	7790	D	218 kW	544	28
EUROTECH MH 260 E 31 Y/P, 260 E 31 Y/PS, 260 E 31 Y/PT	F2BE0681B	11.99	7790	D	228 kW	544	28
EUROTECH MH 260 E 31 Y/P, 260 E 31 Y/PS, 260 E 31 Y/PT	F2BE0681B	11.99	7790	D	228 kW	544	28
EUROTECH MH 260 E 35 Y/P, 260 E 35 Y/PT, 260 E 35 Y/TN	F2BE0681A	11.99	7790	D	259 kW	544	28
EUROTECH MH 260 E 35 Y/P, 260 E 35 Y/PT, 260 E 35 Y/TN	F2BE0681A	11.99	7790	D	259 kW	544	28
EUROTECH MH 400 E 31 TP, 440 E 31 T, 440 E 31 TP	F2BE0681B	09.98	7790	D	228 kW	544	28
EUROTECH MH 400 E 35 TP, 440 E 35 T, 440 E 35 T/P, 440 E 35 T/FP	F2BE0681A	09.98	7790	D	259 kW	544	28
EUROTECH MH 440 E 35 TX/P	F2BE0681A	02.00	7790	D	259 kW	544	28
EUROTECH MH 450 E 31 T	F2BE0681B	11.03	7790	D	228 kW	544	28
EUROTECH MH 450 E 37	8210.42K.	01.98 - 01.03	13798	D	272 kW	547	38
EUROTECH MH 450 E 37	8210.42K.	01.98 - 01.03	13798	D	272 kW	547	38
EUROTECH MP 180 E 34	8460.41K.406	01.92 - 12.93	9498	D	254 kW	545	29
EUROTECH MP 180 E 38	8460.41L.5020	01.92 - 12.93	9498	D	276 kW	545	29
EUROTECH MP 180 E 42	8210.42L.400	01.92 - 12.93	13798	D	309 kW	547	38
EUROTECH MP 190 E 34	8460.41K.406	01.93	9498	D	254 kW	545	29
EUROTECH MP 190 E 38	8460.41L TCA	01.93	9498	D	276 kW	545	29
EUROTECH MP 190 E 42, 190 E 42 /P	8210.42L.400	01.93	13798	D	309 kW	547	38
EUROTECH MP 240 E 30 PS	8460.41C. TCA	01.97	9498	D	221 kW	545	29
EUROTECH MP 240 E 34	8460.41K. TCA	09.95 - 12.96	9498	D	254 kW	545	29
EUROTECH MP 240 E 38	8460.41L.5020	01.92	9498	D	276 kW	545	29
EUROTECH MP 240 E 38	8460.41L.5020	01.92	9498	D	276 kW	545	29
EUROTECH MP 240 E 42	8210.42L.400	01.92	13798	D	309 kW	547	38
EUROTECH MP 240 E 42	8210.42L.400	01.92	13798	D	309 kW	547	38
EUROTECH MP 260 E 38 P	8460.41N	01.94	9498	D	276 kW	545	29
EUROTECH MP 260 E 42	8210.42L.400	01.94	13798	D	309 kW	547	38
EUROTECH MP 400 E 34 T, 440 E 34 T	8460.41K.406	01.92	9498	D	254 kW	545	29
EUROTECH MP 400 E 38 T, 440 E 38 T, 440 E 38 T /P	8460.41L.5020	01.92	9498	D	276 kW	545	29
EUROTECH MP 400 E 38 T, 440 E 38 T, 440 E 38 T /P	8460.41N	01.92	9498	D	276 kW	545	29
EUROTECH MP 400 E 38 TXP	8460.41L.5020	11.93 - 12.96	9498	D	276 kW	545	29
EUROTECH MP 400 E 38 TXP	8460.41N	11.93 - 12.96	9498	D	276 kW	545	29
EUROTECH MP 400 E 42 T, 440 E 42 T, 440 E 42 T/P	8210.42L(TCA)	01.92	13798	D	309 kW	547	38
EUROTECH MP 400 E 42 T, 440 E 42 T, 440 E 42 T/P	8210.42L.400	01.92	13798	D	309 kW	547	38
EUROTECH MP 440 E 38 TZ	8460.41L TCA	01.93	9498	D	276 kW	545	29
EUROTECH MP 440 E 42 TZ	8210.42L.400	01.93	13798	D	309 kW	547	38
EUROTECH MP 740 E 42 TZ	8210.42L.	02.02 - 02.07	13798	D	309 kW	547	38
EUROTECH MT 180 E 24 K	8360.46R.416 TCA	01.93 - 12.96	7685	D	176 kW	544	26
EUROTECH MT 180 E 24	8360.46R.416 TCA	01.92 - 12.96	7685	D	176 kW	544	26
EUROTECH MT 180 E 27 K	8360.46.417 TCA	01.92 - 12.96	7685	D	196 kW	544	26
EUROTECH MT 180 E 27	8360.46.417 TCA	01.92 - 12.96	7685	D	196 kW	544	26
EUROTECH MT 180 E 30 R	8460.41C.320	01.92 - 12.96	9498	D	221 kW	545	29
EUROTECH MT 180 E 34 R	8460.41K.406	01.92 - 12.93	9498	D	254 kW	545	29
EUROTECH MT 190 E 24 K	8360.46R.416 TCA	01.97 - 08.98	7685	D	176 kW	544	26
EUROTECH MT 190 E 24	8360.46R.416 TCA	01.97 - 08.98	7685	D	176 kW	544	26
EUROTECH MT 190 E 27 K	8360.46.417 TCA	01.97 - 08.98	7685	D	196 kW	544	26
EUROTECH MT 190 E 27	8360.46.417 TCA	01.97 - 08.98	7685	D	196 kW	544	26
EUROTECH MT 190 E 30 K	8460.41C.320	01.97 - 08.98	9498	D	221 kW	545	29
EUROTECH MT 190 E 30	8460.41C.320	01.97 - 08.98	9498	D	221 kW	545	29
EUROTECH MT 400 E 30 T	8460.41C.320	01.92 - 08.98	9498	D	221 kW	545	29
EUROTECH MT 400 E 34 T	8460.41K.406	01.92 - 08.98	9498	D	254 kW	545	29
EUROTRAKKER MP 180 E 24 W Cursor	F2BE0681D	09.99 - 11.04	7790	D	180 kW	544	28
EUROTRAKKER MP 180 E 25 W	8460.41 T	05.99 - 11.04	9498	D	185 kW	545	29
EUROTRAKKER MP 190 E 24 H Cursor	F2BE0681D	09.99 - 11.04	7790	D	180 kW	544	28
EUROTRAKKER MP 190 E 30 H	8460.41C.	01.93 - 11.04	9498	D	221 kW	545	29
EUROTRAKKER MP 190 E 30 W	8460.41C.	01.93 - 11.04	9498	D	221 kW	545	29
EUROTRAKKER MP 190 E 30 W	8460.41C.	11.99 - 11.04	9498	D	221 kW	545	29
EUROTRAKKER MP 190 E 31 H Cursor	F2BE0681B	09.99 - 11.04	7790	D	228 kW	544	28
EUROTRAKKER MP 190 E 31 H Cursor	F2BE0681B	09.99 - 11.04	7790	D	228 kW	544	28
EUROTRAKKER MP 190 E 31 W Cursor	F2BE0681B	09.99 - 11.04	7790	D	228 kW	544	28
EUROTRAKKER MP 190 E 31 W Cursor	F2BE0681B	09.99 - 11.04	7790	D	228 kW	544	28

			ccm		kw		1 POS
EUROTRAKKER MP 190 E 34 H	8460.41K.	01.93 - 11.04	9498	D	254 kW	545	29
EUROTRAKKER MP 190 E 34 W	8460.41K. TCA	11.99 - 11.04	9498	D	254 kW	545	29
EUROTRAKKER MP 190 E 34 W	8460.41K.	01.93 - 11.04	9498	D	254 kW	545	29
EUROTRAKKER MP 190 E 35 H Cursor	F2BE0681A	09.99 - 11.04	7790	D	259 kW	544	28
EUROTRAKKER MP 190 E 35 H Cursor	F2BE0681A	09.99 - 11.04	7790	D	259 kW	544	28
EUROTRAKKER MP 190 E 35 W Cursor	F2BE0681A	09.99 - 11.04	7790	D	259 kW	544	28
EUROTRAKKER MP 190 E 35 W Cursor	F2BE0681A	09.99 - 11.04	7790	D	259 kW	544	28
EUROTRAKKER MP 190 E 37 H	8210.42K(TCA)	01.00 - 11.04	13798	D	272 kW	547	38
EUROTRAKKER MP 190 E 37 H	8210.42K.	01.93 - 11.04	13798	D	272 kW	547	38
EUROTRAKKER MP 190 E 37 W	8210.42K(TCA)	11.99 - 11.04	13798	D	272 kW	547	38
EUROTRAKKER MP 190 E 37 W	8210.42K.	01.93 - 11.04	13798	D	272 kW	547	38
EUROTRAKKER MP 190 E 38 W Cursor	F3BE0681G	01.01 - 11.04	12882	D	280 kW	546	36
EUROTRAKKER MP 190 E 38 W Cursor	F3BE0681G	01.01 - 11.04	12882	D	280 kW	546	36
EUROTRAKKER MP 190 E 42 H	8210.42L(TCA)	11.99 - 11.04	13798	D	309 kW	547	38
EUROTRAKKER MP 190 E 42 H	8210.42L.	01.93 - 11.04	13798	D	309 kW	547	38
EUROTRAKKER MP 190 E 42 H	8210.42L.	11.99 - 11.04	13798	D	309 kW	547	38
EUROTRAKKER MP 190 E 42 W	8210.42L(TCA)	01.93 - 11.04	13798	D	309 kW	547	38
EUROTRAKKER MP 190 E 42 W	8210.42L.	01.93 - 11.04	13798	D	309 kW	547	38
EUROTRAKKER MP 190 E 44 W Cursor	F3BE0681C	09.00 - 11.04	12880	D	324 kW	546	36
EUROTRAKKER MP 190 E 44 W Cursor	F3BE0681C	09.00 - 11.04	12880	D	324 kW	546	36
EUROTRAKKER MP 190 E 47 W	8210.42M. TCA	11.99 - 11.04	13798	D	345 kW	547	38
EUROTRAKKER MP 260 E 27 H Cursor	F2BE0681B	11.99 - 11.04	7790	D	228 kW	544	28
EUROTRAKKER MP 260 E 30 H	8460.41C.	01.93 - 11.04	9498	D	221 kW	545	29
EUROTRAKKER MP 260 E 30 W	8460.41C. TCA	11.99 - 11.04	9498	D	221 kW	545	29
EUROTRAKKER MP 260 E 30 W	8460.41C.	11.99 - 11.04	9498	D	221 kW	545	29
EUROTRAKKER MP 260 E 31 H Cursor	F2BE0681B	09.99 - 11.04	7790	D	228 kW	544	28
EUROTRAKKER MP 260 E 31 H Cursor	F2BE0681B	09.99 - 11.04	7790	D	228 kW	544	28
EUROTRAKKER MP 260 E 31 HB Cursor	F2BE0681B	11.99 - 11.04	7790	D	228 kW	544	28
EUROTRAKKER MP 260 E 34 H	8460.41K. TCA	11.99 - 11.04	9498	D	254 kW	545	29
EUROTRAKKER MP 260 E 34 H	8460.41K.	01.93 - 11.04	9498	D	254 kW	545	29
EUROTRAKKER MP 260 E 34 H	8460.41K.	11.99 - 11.04	9498	D	254 kW	545	29
EUROTRAKKER MP 260 E 34 W	8460.41K. TCA	11.99 - 11.04	9498	D	254 kW	545	29
EUROTRAKKER MP 260 E 34 W	8460.41K.	01.93 - 11.04	9498	D	254 kW	545	29
EUROTRAKKER MP 260 E 34 W	8460.41K.	11.99 - 11.04	9498	D	254 kW	545	29
EUROTRAKKER MP 260 E 35 H Cursor	F2BE0681A	01.00 - 11.04	7790	D	259 kW	544	28
EUROTRAKKER MP 260 E 35 H Cursor	F2BE0681A	01.00 - 11.04	7790	D	259 kW	544	28
EUROTRAKKER MP 260 E 35 W Cursor	F2BE0681A	09.99 - 11.04	7790	D	259 kW	544	28
EUROTRAKKER MP 260 E 35 W Cursor	F2BE0681A	09.99 - 11.04	7790	D	259 kW	544	28
EUROTRAKKER MP 260 E 37 H	8210.42K.	01.93 - 11.04	13798	D	272 kW	547	38
EUROTRAKKER MP 260 E 37 W	8210.42K(TCA)	11.99 - 11.04	13798	D	272 kW	547	38
EUROTRAKKER MP 260 E 37 W	8210.42K.	01.93 - 11.04	13798	D	272 kW	547	38
EUROTRAKKER MP 260 E 37 W	8210.42K.	11.99 - 11.04	13798	D	272 kW	547	38
EUROTRAKKER MP 260 E 38 H Cursor	F3BE0681G	01.01 - 11.04	12882	D	280 kW	546	36
EUROTRAKKER MP 260 E 38 H Cursor	F3BE0681G	01.01 - 11.04	12882	D	280 kW	546	36
EUROTRAKKER MP 260 E 38 W Cursor	F3BE0681G	01.01 - 11.04	12882	D	280 kW	546	36
EUROTRAKKER MP 260 E 38 W Cursor	F3BE0681G	01.01 - 11.04	12882	D	280 kW	546	36
EUROTRAKKER MP 260 E 42 H	8210.42L(TCA)	11.99 - 11.04	13798	D	309 kW	547	38
EUROTRAKKER MP 260 E 42 H	8210.42L.	01.93 - 11.04	13798	D	309 kW	547	38
EUROTRAKKER MP 260 E 42 W	8210.42L(TCA)	01.93 - 11.04	13798	D	309 kW	547	38
EUROTRAKKER MP 260 E 42 W	8210.42L.	01.93 - 11.04	13798	D	309 kW	547	38
EUROTRAKKER MP 260 E 44 H Cursor	F3BE0681C	01.01 - 11.04	12880	D	324 kW	546	36
EUROTRAKKER MP 260 E 44 H Cursor	F3BE0681C	01.00 - 11.04	12880	D	324 kW	546	36
EUROTRAKKER MP 260 E 44 W Cursor	F3BE0681C	01.01 - 11.04	12880	D	324 kW	546	36
EUROTRAKKER MP 260 E 44 W Cursor	F3BE0681C	01.01 - 11.04	12880	D	324 kW	546	36
EUROTRAKKER MP 260 E 47 H	8210.42M. TCA	11.99 - 11.04	13798	D	345 kW	547	38
EUROTRAKKER MP 260 E 47 W	8210.42M. TCA	11.99 - 11.04	13798	D	345 kW	547	38
EUROTRAKKER MP 340 E 34 H	8460.41K. TCA	11.99 - 11.04	9498	D	254 kW	545	29
EUROTRAKKER MP 340 E 34 H	8460.41K.	01.93 - 11.04	9498	D	254 kW	545	29
EUROTRAKKER MP 340 E 34 H	8460.41K.	11.99 - 11.04	9498	D	254 kW	545	29
EUROTRAKKER MP 340 E 35 H Cursor	F2BE0681A	09.99 - 11.04	7790	D	259 kW	544	28
EUROTRAKKER MP 340 E 35 H Cursor	F2BE0681A	09.99 - 11.04	7790	D	259 kW	544	28
EUROTRAKKER MP 340 E 35 HB Cursor	F2BE0681A	01.01 - 11.04	7790	D	259 kW	544	28








			ccm		kw		1 POS
EUROTRAKKER MP 410 E 42 H	8210.42L.	01.93 - 11.04	13798	D	309 kW	547	38
EUROTRAKKER MP 410 E 42 W	8210.42L(TCA)	01.93 - 11.04	13798	D	309 kW	547	38
EUROTRAKKER MP 410 E 42 W	8210.42L.	01.93 - 11.04	13798	D	309 kW	547	38
EUROTRAKKER MP 410 E 44 H Cursor	F3BE0681C	01.01 - 11.04	12880	D	324 kW	546	36
EUROTRAKKER MP 410 E 44 H Cursor	F3BE0681C	01.01 - 11.04	12880	D	324 kW	546	36
EUROTRAKKER MP 410 E 44 HB Cursor	F3BE0681C	01.01 - 11.04	12880	D	324 kW	546	36
EUROTRAKKER MP 410 E 47 H	8210.42M. TCA	11.99 - 11.04	13798	D	345 kW	547	38
EUROTRAKKER MP 410 E 47 W	8210.42M. TCA	11.99 - 11.04	13798	D	345 kW	547	38
EUROTRAKKER MP 440 E 34 HT	8460.41K. TCA	01.93 - 11.04	9498	D	254 kW	545	29
EUROTRAKKER MP 440 E 34 HT	8460.41K.	01.93 - 11.04	9498	D	254 kW	545	29
EUROTRAKKER MP 440 E 37 HT	8210.42K(TCA)	01.93 - 11.04	13798	D	272 kW	547	38
EUROTRAKKER MP 440 E 37 HT	8210.42K.	01.93 - 11.04	13798	D	272 kW	547	38
EUROTRAKKER MP 440 E 38 HT Cursor	F3BE0681G	01.01 - 11.04	12882	D	279 kW	546	36
EUROTRAKKER MP 440 E 42 HT	8210.42L(TCA)	01.93 - 11.04	13798	D	309 kW	547	38
EUROTRAKKER MP 440 E 42 HT	8210.42L.	01.93 - 11.04	13798	D	309 kW	547	38
EUROTRAKKER MP 440 E 44 HT Cursor	F3BE0681C	01.01 - 11.04	12880	D	324 kW	546	36
EUROTRAKKER MP 440 E 47 HT	8210.42M. TCA	11.99 - 11.04	13798	D	345 kW	547	38
EUROTRAKKER MP 450 E 37	8210.42K.	01.98 - 01.03	13798	D	272 kW	547	38
EUROTRAKKER MP 720 E 37 HT	8210.42K(TCA)	01.93 - 11.04	13798	D	272 kW	547	38
EUROTRAKKER MP 720 E 37 HT	8210.42K.	01.93 - 11.04	13798	D	272 kW	547	38
EUROTRAKKER MP 720 E 37 WT	8210.42K(TCA)	01.93 - 11.04	13798	D	272 kW	547	38
EUROTRAKKER MP 720 E 37 WT	8210.42K.	01.93 - 11.04	13798	D	272 kW	547	38
EUROTRAKKER MP 720 E 38 HT Cursor	F3BE0681G	01.01 - 11.04	12882	D	279 kW	546	36
EUROTRAKKER MP 720 E 42 HT	8210.42L(TCA)	01.93 - 11.04	13798	D	309 kW	547	38
EUROTRAKKER MP 720 E 42 HT	8210.42L.	01.93 - 11.04	13798	D	309 kW	547	38
EUROTRAKKER MP 720 E 42 WT	8210.42L(TCA)	01.93 - 11.04	13798	D	309 kW	547	38
EUROTRAKKER MP 720 E 42 WT	8210.42L.	01.93 - 11.04	13798	D	309 kW	547	38
EUROTRAKKER MP 720 E 44 HT Cursor	F3BE0681C	01.01 - 11.04	12880	D	324 kW	546	36
EUROTRAKKER MP 720 E 47 HT	8210.42M. TCA	01.93 - 11.04	13798	D	345 kW	547	38
EUROTRAKKER MP 720 E 48 HT Cursor	F3BE0681E	01.01 - 11.04	12882	D	354 kW	546	36
EUROTRAKKER MP 750 E 42	8210.42L.	01.96 - 12.06	13798	D	309 kW	547	38
MK 110-13 AH	BF6L 913 T	01.83 - 12.85	6128	D	96 - 99 kW	540	14
MK 110-13 AH	F6L 913	01.83 - 12.85	6128	D	96 - 99 kW	541	16
MK 110-13 A	BF6L 913 T	01.83 - 12.91	6128	D	96 - 99 kW	540	14
MK 110-13 A	F6L 913	01.83 - 12.91	6128	D	96 - 99 kW	541	16
MK 110-16 AH	BF6L 913	01.83 - 12.91	6128	D	118 - 124 kW	540	13
MK 110-16 AT	F6L 913	01.83 - 12.85	6128	D	118 - 124 kW	541	16
MK 110-16 A	BF6L 913	01.83 - 12.91	6128	D	118 - 124 kW	540	13
MK 130-13 AH	BF6L 913 T	01.83 - 12.91	6128	D	96 - 99 kW	540	14
MK 130-13 AH	F6L 913	01.83 - 12.91	6128	D	96 - 99 kW	541	16
MK 130-13 A	BF6L 913 T	01.83 - 12.91	6128	D	96 - 99 kW	540	14
MK 130-13 A	F6L 913	01.83 - 12.91	6128	D	96 - 99 kW	541	16
MK 130-16 AH	BF6L 913	01.83 - 12.91	6128	D	118 - 124 kW	540	13
MK 130-16 A	BF6L 913	01.83 - 12.91	6128	D	118 - 124 kW	540	13
MK 75-9 A	BF4L 913 T	01.83 - 05.89	4086	D	64 kW	539	12
MK 75-9 A	F4L 913	01.83 - 05.89	4086	D	64 kW	540	15
MK 75-9 H	F4L 913	01.83 - 08.85	4086	D	64 kW	540	15
MK 80-13 AH	BF6L 913 T	01.83 - 12.91	6128	D	96 - 99 kW	540	14
MK 80-13 AH	F6L 913	01.83 - 12.91	6128	D	96 - 99 kW	541	16
MK 80-13 AT	BF6L 913 T	01.83 - 12.91	6128	D	96 - 99 kW	540	14
MK 80-13 AT	F6L 913	01.83 - 12.91	6128	D	96 - 99 kW	541	16
MK 80-13 AW	BF6L 913 T	01.83 - 12.91	6128	D	96 - 99 kW	540	14
MK 80-13 AW	BF6L 913 T	01.83 - 12.89	6128	D	96 - 99 kW	540	14
MK 80-13 AW	F6L 913	01.83 - 12.91	6128	D	96 - 99 kW	541	16
MK 80-13 AW	F6L 913	01.83 - 12.89	6128	D	96 - 99 kW	541	16
MK 80-13 A	BF6L 913 T	01.83 - 12.91	6128	D	96 - 99 kW	540	14
MK 80-13 A	BF6L 913 T	01.83 - 12.91	6128	D	96 - 99 kW	540	14
MK 80-13 A	F6L 913	01.83 - 12.91	6128	D	96 - 99 kW	541	16
MK 80-13 A	F6L 913	01.83 - 12.91	6128	D	96 - 99 kW	541	16
MK 80-16 AW	BF6L 913	01.86 - 12.89	6128	D	118 - 124 kW	540	13
MK 80-16 AW	BF6L 913	01.86 - 12.89	6128	D	118 - 124 kW	540	13
MK 80-16 A	BF6L 913	01.83 - 12.91	6128	D	118 - 124 kW	540	13








							
MK 80-16 A	BF6L 913	01.83 - 12.91	6128	D	118 - 124 kW	540	13
MK 80-9 AH	F4L 913	01.83 - 02.86	4086	D	64 kW	540	15
MK 80-9 A	F4L 913	01.83 - 02.86	4086	D	64 kW	540	15
MK 90-13 AH	BF6L 913 T	01.83 - 12.91	6128	D	96 - 99 kW	540	14
MK 90-13 A	BF6L 913 T	01.83 - 12.91	6128	D	96 - 99 kW	540	14
M 115-17 H	8060.25.600	01.86 - 12.91	5861	D	130 kW	542	20
M 115-17	8060.25.600	01.86 - 12.91	5861	D	130 kW	542	20
M 135-17 H	8060.25.600	01.86 - 12.92	5861	D	130 kW	542	20
M 135-17 T	8060.25.600	01.86 - 12.91	5861	D	130 kW	542	20
M 135-17	8060.25.600	01.86 - 12.91	5861	D	130 kW	542	20
M 145-17	8060.25.600	02.86 - 12.91	5861	D	130 kW	542	20
M 175-17	8060.25.600	09.86 - 12.92	5861	D	130 kW	542	20
M 175-24 T	8460.21.002	09.86 - 11.92	9498	D	176 - 178 kW	545	29
M 175-24 T	8460.21.010	09.86 - 11.92	9498	D	176 - 178 kW	545	29
M 175-24	8460.21.002	09.86 - 11.92	9498	D	176 - 178 kW	545	29
M 175-24	8460.21.010	09.86 - 11.92	9498	D	176 - 178 kW	545	29
P/PA-Haubenfahrzeuge 120-13 ANW	BF6L 913 T	01.83 - 09.90	6128	D	96 - 99 kW	540	14
P/PA-Haubenfahrzeuge 120-13 ANW	F6L 913	01.83 - 09.90	6128	D	96 - 99 kW	541	16
P/PA-Haubenfahrzeuge 160-17 ANW	BF6L 913 /U	07.89 - 12.93	6128	D	124 kW	540	14
P/PA-Haubenfahrzeuge 160-17 AN	BF6L 913	07.89 - 12.93	6128	D	124 kW	540	13
P/PA-Haubenfahrzeuge 170-23 ANW	F8L 513	01.91 - 12.93	13382	D	174 kW	545	34
P/PA-Haubenfahrzeuge 170-23 ANW	F8L 513	04.88 - 12.90	13382	D	174 kW	545	34
P/PA-Haubenfahrzeuge 170-23 ANW	F8L 513	01.90 - 12.90	13382	D	174 kW	545	34
P/PA-Haubenfahrzeuge 170-23 ANW	F8L 513	01.91 - 12.93	13382	D	174 kW	545	34
P/PA-Haubenfahrzeuge 190-25 ANT	F8L 413 F	07.83 - 06.86	12763	D	188 kW	545	33
P/PA-Haubenfahrzeuge 190-25 ANT	F8L 413 F	07.86 - 12.87	12763	D	188 kW	545	33
P/PA-Haubenfahrzeuge 190-25 AN	F8L 413 F	07.83 - 12.86	12763	D	188 kW	545	33
P/PA-Haubenfahrzeuge 190-25 AN	F8L 413 F	01.86 - 09.90	12763	D	188 kW	545	33
P/PA-Haubenfahrzeuge 190-25 AN	F8L 413 F	07.83 - 12.87	12763	D	188 kW	545	33
P/PA-Haubenfahrzeuge 190-30 NT	8210.22.175	04.87 - 12.90	13798	D	224 kW	547	38
P/PA-Haubenfahrzeuge 190-30 NT	8210.22.175	01.91 - 12.93	13798	D	224 kW	547	38
P/PA-Haubenfahrzeuge 190-30 N	8210.22.175	04.87 - 12.90	13798	D	224 kW	547	38
P/PA-Haubenfahrzeuge 190-30 N	8210.22.175	01.91 - 12.93	13798	D	224 kW	547	38
P/PA-Haubenfahrzeuge 260-25 AN	F8L 413 F	07.83 - 06.86	12763	D	188 kW	545	33
P/PA-Haubenfahrzeuge 260-25 AN	F8L 413 F	07.83 - 06.86	12763	D	188 kW	545	33
P/PA-Haubenfahrzeuge 330-30 ANW	BF8L 513	05.86 - 09.90	12763	D	225 kW	545	33
P/PA-Haubenfahrzeuge 330-30 ANW	BF8L 513	05.86 - 09.90	12763	D	225 kW	545	33
P/PA-Haubenfahrzeuge 330-30 ANW	BF8L 513	05.86 - 09.90	12763	D	225 kW	545	33
P/PA-Haubenfahrzeuge 330-30 AN	BF8L 513	05.86 - 09.90	12763	D	225 kW	545	33
P/PA-Haubenfahrzeuge 330-30 AN	BF8L 513	05.86 - 09.90	12763	D	225 kW	545	33
P/PA-Haubenfahrzeuge 330-30 AN	BF8L 513	05.86 - 09.90	12763	D	225 kW	545	33
P/PA-Haubenfahrzeuge 330-30 NW	8210.22X.069	10.87 - 12.90	13798	D	224 kW	547	38
P/PA-Haubenfahrzeuge 330-30 NW	8210.22X.069	01.91 - 12.92	13798	D	224 kW	547	38
P/PA-Haubenfahrzeuge 330-30 NW	8210.22X.069	10.87 - 12.90	13798	D	224 kW	547	38
P/PA-Haubenfahrzeuge 330-30 NW	8210.22X.069	10.87 - 12.92	13798	D	224 kW	547	38
P/PA-Haubenfahrzeuge 330-30 NW	8210.22X.575	10.87 - 12.90	13798	D	224 kW	547	38
P/PA-Haubenfahrzeuge 330-30 NW	8210.22X.575	01.91 - 12.92	13798	D	224 kW	547	38
P/PA-Haubenfahrzeuge 330-30 NW	8210.22X.575	10.87 - 12.90	13798	D	224 kW	547	38
P/PA-Haubenfahrzeuge 330-30 NW	8210.22X.575	10.87 - 12.92	13798	D	224 kW	547	38
P/PA-Haubenfahrzeuge 330-30 N	8210.22X.069	10.87 - 12.90	13798	D	224 kW	547	38
P/PA-Haubenfahrzeuge 330-30 N	8210.22X.069	01.91 - 12.92	13798	D	224 kW	547	38
P/PA-Haubenfahrzeuge 330-30 N	8210.22X.069	10.87 - 12.90	13798	D	224 kW	547	38
P/PA-Haubenfahrzeuge 330-30 N	8210.22X.069	10.87 - 12.92	13798	D	224 kW	547	38
P/PA-Haubenfahrzeuge 330-30 N	8210.22X.575	10.87 - 12.90	13798	D	224 kW	547	38
P/PA-Haubenfahrzeuge 330-30 N	8210.22X.575	01.91 - 12.92	13798	D	224 kW	547	38
P/PA-Haubenfahrzeuge 330-30 N	8210.22X.575	10.87 - 12.90	13798	D	224 kW	547	38
P/PA-Haubenfahrzeuge 330-30 N	8210.22X.575	10.87 - 12.92	13798	D	224 kW	547	38
P/PA 170-23 AH,180-23 AH	F8L 513	01.91 - 12.93	13382	D	174 kW	545	34
P/PA 170-23 AHW,180-23 AHW	F8L 513	01.91 - 12.93	13382	D	174 kW	545	34
P/PA 170-23 AHW	F8L 513	04.88 - 12.90	13382	D	174 kW	545	34
P/PA 170-23 AH	F8L 513	04.88 - 12.90	13382	D	174 kW	545	34
P/PA 170-25 AH,180-25 AH	F8L 513	01.91 - 12.93	13382	D	194 kW	545	34








			ccm		kw		1 POS
P/PA 330-36 H	8210.42.235	01.91 - 12.92	13798	D	265 kW	547	38
P/PA 330-36 H	8210.42.237	01.89 - 12.90	13798	D	265 kW	547	38
P/PA 330-36 H	8210.42.237	01.89 - 12.90	13798	D	265 kW	547	38
P/PA 330-36 H	8210.42.237	01.89 - 12.92	13798	D	265 kW	547	38
P/PA 330-36 H	8210.42.237	01.91 - 12.92	13798	D	265 kW	547	38
P/PA 330-36 H	8210.42.269	01.89 - 12.90	13798	D	265 kW	547	38
P/PA 330-36 H	8210.42.269	01.89 - 12.90	13798	D	265 kW	547	38
P/PA 330-36 H	8210.42.269	01.89 - 12.92	13798	D	265 kW	547	38
P/PA 330-36 H	8210.42.269	01.91 - 12.92	13798	D	265 kW	547	38
P/PA 330-36 H	8210.42.270	01.89 - 12.90	13798	D	265 kW	547	38
P/PA 330-36 H	8210.42.270	01.89 - 12.90	13798	D	265 kW	547	38
P/PA 330-36 H	8210.42.270	01.89 - 12.92	13798	D	265 kW	547	38
P/PA 330-36 H	8210.42.270	01.91 - 12.92	13798	D	265 kW	547	38
P/PA 330-36 H	8210.42.271	01.89 - 12.90	13798	D	265 kW	547	38
P/PA 330-36 H	8210.42.271	01.89 - 12.90	13798	D	265 kW	547	38
P/PA 330-36 H	8210.42.271	01.89 - 12.92	13798	D	265 kW	547	38
P/PA 330-36 H	8210.42.271	01.91 - 12.92	13798	D	265 kW	547	38
P/PA 340-34 AH	BF8L 513	03.89 - 12.92	12763	D	250 kW	545	33
POWERSTAR 450 E 37	8210.42K.	01.99 - 01.03	13798	D	272 kW	547	38
POWERSTAR 450E 4600	8210.42K.	01.99	13798	D	272 kW	547	38
POWERSTAR 505	F3BE0681A	01.06 - 12.08	12882	D	371 kW	546	36
POWERSTAR 550	F3BE0681A	01.06 - 12.08	12882	D	397 kW	546	36
POWERSTAR 550	F3BE0681A	01.06 - 12.08	12882	D	397 kW	546	36
STRALIS II 490-S40T	F3BE3681D	01.18	12882	D	302 kW	546	36
STRALIS II 600S40T	F3BE3681D	01.18	12882	D	324 kW	546	36
STRALIS II AD190S31FP	F2BE3681C	09.12	7790	D	228 kW	544	28
STRALIS II AD190S31P	F2BE3681C	09.12	7790	D	228 kW	544	28
STRALIS II AD190S31	F2BE3681C	09.12	7790	D	228 kW	544	28
STRALIS II AD190S33FP	F2BE3681B	09.12	7790	D	243 kW	544	28
STRALIS II AD190S33P	F2BE3681B	09.12	7790	D	243 kW	544	28
STRALIS II AD190S33	F2BE3681B	09.12	7790	D	243 kW	544	28
STRALIS II AD190S36FP	F2BE3681A	09.12	7790	D	265 kW	544	28
STRALIS II AD190S36P	F2BE3681A	09.12	7790	D	265 kW	544	28
STRALIS II AD190S36	F2BE3681A	09.12	7790	D	265 kW	544	28
STRALIS II AD260S31FP	F2BE3681C	09.12	7790	D	228 kW	544	28
STRALIS II AD260S31P	F2BE3681C	09.12	7790	D	228 kW	544	28
STRALIS II AD260S31P	F2BE3681C	09.12	7790	D	228 kW	544	28
STRALIS II AD260S31	F2BE3681C	09.12	7790	D	228 kW	544	28
STRALIS II AD260S33FP	F2BE3681B	09.12	7790	D	243 kW	544	28
STRALIS II AD260S33P	F2BE3681B	09.12	7790	D	243 kW	544	28
STRALIS II AD260S33P	F2BE3681B	09.12	7790	D	243 kW	544	28
STRALIS II AD260S33	F2BE3681B	09.12	7790	D	243 kW	544	28
STRALIS II AD260S36FP	F2BE3681A	09.12	7790	D	265 kW	544	28
STRALIS II AD260S36P	F2BE3681A	09.12	7790	D	265 kW	544	28
STRALIS II AD260S36P	F2BE3681A	09.12	7790	D	265 kW	544	28
STRALIS II AD260S36	F2BE3681A	09.12	7790	D	265 kW	544	28
STRALIS II AD320S36P	F2BE3681A	09.12	7790	D	265 kW	544	28
STRALIS II AD440S33TP	F2BE3681B	09.12	7790	D	243 kW	544	28
STRALIS II AD440S36TP	F2BE3681A	09.12	7790	D	265 kW	544	28
STRALIS II AS190S50FP	F3BE3681B	09.12	12882	D	368 kW	546	36
STRALIS II AS190S50FP	F3HFE611B	09.12	12882	D	368 kW	546	37
STRALIS II AS190S50P	F3BE3681B	09.12	12882	D	368 kW	546	36
STRALIS II AS190S50P	F3HFE611B	09.12	12882	D	368 kW	546	37
STRALIS II AS260S50FP	F3BE3681B	09.12	12882	D	368 kW	546	36
STRALIS II AS260S50FP	F3BE3681B	09.12	12882	D	368 kW	546	36
STRALIS II AS260S50FP	F3HFE611B	09.12	12882	D	368 kW	546	37
STRALIS II AS260S50FP	F3HFE611B	09.12	12882	D	368 kW	546	37
STRALIS II AS260S50P	F3BE3681B	09.12	12882	D	368 kW	546	36
STRALIS II AS260S50P	F3BE3681B	09.12	12882	D	368 kW	546	36
STRALIS II AS260S50P	F3HFE611B	09.12	12882	D	368 kW	546	37
STRALIS II AS260S50P	F3HFE611B	09.12	12882	D	368 kW	546	37










							
STRALIS II AS260S50P	F3HFE611B	09.12	12882	D	368 kW	546	37
STRALIS II AS260S56FP	F3BE3681A	09.12	12882	D	412 kW	546	36
STRALIS II AS260S56FP	F3HFE611A	09.12	12882	D	412 kW	546	37
STRALIS II AS260S56FP	F3HFE611A	09.12	12882	D	412 kW	546	37
STRALIS II AS260S56P	F3BE3681A	09.12	12882	D	412 kW	546	36
STRALIS II AS260S56P	F3BE3681A	09.12	12882	D	412 kW	546	36
STRALIS II AS260S56P	F3HFE611A	09.12	12882	D	412 kW	546	37
STRALIS II AS260S56P	F3HFE611A	09.12	12882	D	412 kW	546	37
STRALIS II AS260S56P	F3HFE611A	09.12	12882	D	412 kW	546	37
STRALIS II AS320S50P	F3BE3681B	09.12	12882	D	368 kW	546	36
STRALIS II AS320S50P	F3HFE611B	09.12	12882	D	368 kW	546	37
STRALIS II AS320S56P	F3HFE611A	09.12	12882	D	412 kW	546	37
STRALIS II AS440S50TFP	F3BE3681B	09.12	12882	D	368 kW	546	36
STRALIS II AS440S50TFP	F3HFE611B	09.12	12882	D	368 kW	546	37
STRALIS II AS440S50TP	F3BE3681B	09.12	12882	D	368 kW	546	36
STRALIS II AS440S50TP	F3BE3681B	09.12	12882	D	368 kW	546	36
STRALIS II AS440S50TP	F3BE3681B	09.12	12882	D	368 kW	546	36
STRALIS II AS440S50TP	F3HFE611B	09.12	12882	D	368 kW	546	37
STRALIS II AS440S50TP	F3HFE611B	09.12	12882	D	368 kW	546	37
STRALIS II AS440S50TP	F3HFE611B	09.12	12882	D	368 kW	546	37
STRALIS II AS440S50TP	F3HFE611B	09.12	12882	D	368 kW	546	37
STRALIS II AS440S50TP MY16	F3HFE611B	06.16	12882	D	368 kW	546	37
STRALIS II AS440S56TFP	F3BE3681A	09.12	12882	D	412 kW	546	36
STRALIS II AS440S56TFP	F3HFE611A	09.12	12882	D	412 kW	546	37
STRALIS II AS440S56TP	F3BE3681A	09.12	12882	D	412 kW	546	36
STRALIS II AS440S56TP	F3BE3681A	09.12	12882	D	412 kW	546	36
STRALIS II AS440S56TP	F3BE3681A	09.12	12882	D	412 kW	546	36
STRALIS II AS440S56TP	F3HFE611A	09.12	12882	D	412 kW	546	37
STRALIS II AS440S56TP	F3HFE611A	09.12	12882	D	412 kW	546	37
STRALIS II AS440S56TP	F3HFE611A	09.12	12882	D	412 kW	546	37
STRALIS II AS440S56TP	F3HFE611A	09.12	12882	D	412 kW	546	37
STRALIS II AS440S56TP MY16	F3HFE611A	06.16	12882	D	412 kW	546	37
STRALIS II AT190S31FP	F2BE3681C	09.12	7790	D	228 kW	544	28
STRALIS II AT190S31P	F2BE3681C	09.12	7790	D	228 kW	544	28
STRALIS II AT190S31	F2BE3681C	09.12	7790	D	228 kW	544	28
STRALIS II AT190S33FP	F2BE3681B	09.12	7790	D	243 kW	544	28
STRALIS II AT190S33P	F2BE3681B	09.12	7790	D	243 kW	544	28
STRALIS II AT190S36FP	F2BE3681A	09.12	7790	D	265 kW	544	28
STRALIS II AT190S36P	F2BE3681A	09.12	7790	D	265 kW	544	28
STRALIS II AT260S31FP	F2BE3681C	09.12	7790	D	228 kW	544	28
STRALIS II AT260S31P	F2BE3681C	09.12	7790	D	228 kW	544	28
STRALIS II AT260S33FP	F2BE3681B	09.12	7790	D	243 kW	544	28
STRALIS II AT260S33FP	F2BE3681B	09.12	7790	D	243 kW	544	28
STRALIS II AT260S33P	F2BE3681B	09.12	7790	D	243 kW	544	28
STRALIS II AT260S33P	F2BE3681B	09.12	7790	D	243 kW	544	28
STRALIS II AT260S36FP	F2BE3681A	09.12	7790	D	265 kW	544	28
STRALIS II AT260S36P	F2BE3681A	09.12	7790	D	265 kW	544	28
STRALIS II AT260S36P	F2BE3681A	09.12	7790	D	265 kW	544	28
STRALIS II AT260S36	F2BE3681A	09.12	7790	D	265 kW	544	28
STRALIS II AT320S36P	F2BE3681A	09.12	7790	D	265 kW	544	28
STRALIS II AT440S33TP	F2BE3681B	09.12	7790	D	243 kW	544	28
STRALIS II AT440S36TP	F2BE3681A	09.12	7790	D	265 kW	544	28
STRALIS I 200S41 T	F3BE3681D	04.12	12882	D	301 - 302 kW	546	36
STRALIS I 200S44 T	F3BE3681G	04.12	12882	D	324 kW	546	36
STRALIS I 450S38 T	F3BE0681G	08.05	12882	D	278 - 280 kW	546	36
STRALIS I 450S42 T	F3BE0681V	08.05	12882	D	309 kW	546	36
STRALIS I 490S38 T	F3BE0681G	06.07	12882	D	278 - 280 kW	546	36
STRALIS I 490S40 T	F3BE3681D	04.12	12882	D	302 kW	546	36
STRALIS I 490S42 T	F3BE0681V	02.08	12882	D	309 kW	546	36
STRALIS I 490S44 T	F3BE0681C	04.12	12880	D	323 - 324 kW	546	36
STRALIS I 490S48 T	F3BE3681F	04.12	12882	D	353 kW	546	36






			ccm		kw		1 POS
STRALIS I 570S38 T	F3BE0681G	08.05	12882	D	278 - 280 kW	546	36
STRALIS I 570S38 T	F3BE0681G	08.05 - 03.12	12882	D	278 - 280 kW	546	36
STRALIS I 570S42 TZ	F3BE0681V	08.05 - 03.12	12882	D	309 kW	546	36
STRALIS I 570S42 T	F3BE0681V	08.05	12882	D	309 kW	546	36
STRALIS I 570S42 T	F3BE0681V	08.05 - 03.12	12882	D	309 kW	546	36
STRALIS I 600S40 T	F3BE3681D	04.12	12882	D	302 kW	546	36
STRALIS I 600S44 T	F3BE0681C	04.12	12880	D	323 - 324 kW	546	36
STRALIS I 600S44 T	F3BE3681G	04.12	12882	D	323 - 324 kW	546	36
STRALIS I 600S48 T	F3BE3681F	04.12	12882	D	353 kW	546	36
STRALIS I 600S56 T	F3BE3681A	04.12	12882	D	412 kW	546	36
STRALIS I 600S56 T	F3BE3681F	04.12	12882	D	412 kW	546	36
STRALIS I 740S42 TZ	F3BE0681V	08.05 - 03.12	12882	D	309 kW	546	36
STRALIS I 800S44 TZ	F3BE0681C	08.05	12880	D	323 - 324 kW	546	36
STRALIS I 800S46 TZ	F3BE3681F	08.05	12882	D	353 kW	546	36
STRALIS I 800S48 TZ	F3BE3681F	04.12	12882	D	353 kW	546	36
STRALIS I 800S56 TZ	F3HFE611/560	04.12	12882	D	412 kW	546	37
STRALIS I 800S56 TZ	F3HFE611A	04.12	12882	D	412 kW	546	37
STRALIS I AD 190S27, AT 190S27	F2BE0681C	06.03	7790	D	200 kW	544	28
STRALIS I AD 190S27, AT 190S27	F2BE0681F	06.03	7790	D	200 kW	544	28
STRALIS I AD 190S27, AT 190S27	F2BE0681F	04.04	7790	D	200 kW	544	28
STRALIS I AD 190S30	F2BE0681E	04.04	7790	D	218 kW	544	28
STRALIS I AD 190S31, AT 190S31	F2BE3681C	04.04	7790	D	228 kW	544	28
STRALIS I AD 190S33, AT 190S33	F2BE3681B	05.07	7790	D	243 kW	544	28
STRALIS I AD 190S35	F2BE0681A	04.04	7790	D	259 kW	544	28
STRALIS I AD 190S36, AT 190S36	F2BE3681A	05.07	7790	D	265 kW	544	28
STRALIS I AD 260S27 CNG, AT 260S27 CNG	F2BE0641	01.08	7790	G	200 kW	544	28
STRALIS I AD 260S27, AT 260S27	F2BE0681F	04.04	7790	D	200 kW	544	28
STRALIS I AD 260S27, AT 260S27	F2BE0681F	04.04	7790	D	200 kW	544	28
STRALIS I AD 260S30 CNG	F2BE0641	01.13	7790	G	220 - 221 kW	544	28
STRALIS I AD 260S30, AT 260S30	F2BE0681E	10.05	7790	D	218 kW	544	28
STRALIS I AD 260S30, AT 260S30	F2BE0681E	04.04	7790	D	218 kW	544	28
STRALIS I AD 260S31, AT 260S31	F2BE0681B	06.03	7790	D	228 kW	544	28
STRALIS I AD 260S31, AT 260S31	F2BE0681B	06.03	7790	D	228 kW	544	28
STRALIS I AD 260S31, AT 260S31	F2BE3681C	06.03	7790	D	228 kW	544	28
STRALIS I AD 260S31, AT 260S31	F2BE3681C	04.04	7790	D	228 kW	544	28
STRALIS I AD 260S31, AT 260S31	F2BE3681C	06.03	7790	D	228 kW	544	28
STRALIS I AD 260S31, AT 260S31	F2BE3681C	04.04	7790	D	228 kW	544	28
STRALIS I AD 260S31, AT 260S31	F2BE3681C	06.03	7790	D	228 kW	544	28
STRALIS I AD 260S33, AT 260S33	F2BE3681B	12.06	7790	D	243 kW	544	28
STRALIS I AD 260S33, AT 260S33	F2BE3681B	06.07	7790	D	243 kW	544	28
STRALIS I AD 260S33, AT 260S33	F2BE3681B	12.06	7790	D	243 kW	544	28
STRALIS I AD 260S33, AT 260S33	F2BE3681B	06.07	7790	D	243 kW	544	28
STRALIS I AD 260S35, AT 260S35, AD 260S36, AT 260S36	F2BE0681A	06.03	7790	D	259 - 265 kW	544	28
STRALIS I AD 260S35, AT 260S35, AD 260S36, AT 260S36	F2BE0681A	06.03	7790	D	259 - 265 kW	544	28
STRALIS I AD 260S35, AT 260S35, AD 260S36, AT 260S36	F2BE3681A	06.03	7790	D	259 - 265 kW	544	28
STRALIS I AD 260S35, AT 260S35, AD 260S36, AT 260S36	F2BE3681A	06.03	7790	D	259 - 265 kW	544	28
STRALIS I AD 260S36, AT 260S36	F2BE3681A	07.07	7790	D	265 kW	544	28
STRALIS I AD 260S36, AT 260S36	F2BE3681A	07.07	7790	D	265 kW	544	28
STRALIS I AD 440S31, AT 440S31	F2BE0681B	06.03	7790	D	228 kW	544	28
STRALIS I AD 440S33, AT 440S33	F2BE3681B	12.06	7790	D	243 kW	544	28
STRALIS I AD 440S35, AT 440S35, AD 440S36, AT 440S36	F2BE0681A	06.03	7790	D	259 - 265 kW	544	28
STRALIS I AD 440S35, AT 440S35, AD 440S36, AT 440S36	F2BE3681A	06.03	7790	D	259 - 265 kW	544	28
STRALIS I AS 190S48	F3BE0681E	02.02	12882	D	353 kW	546	36
STRALIS I AS 260S48	F3BE0681E	02.02	12882	D	353 kW	546	36
STRALIS I AS 260S48	F3BE0681E	02.02	12882	D	353 kW	546	36
STRALIS I AS 260S54	F3BE0681A	02.02	12882	D	397 kW	546	36
STRALIS I AS 260S54	F3BE0681A	02.02	12882	D	397 kW	546	36
STRALIS I AS 260S54	F3BE0681A	02.02	12882	D	397 kW	546	36
STRALIS I AS 440S48	F3BE0681E	02.02	12882	D	353 kW	546	36
STRALIS I AS 440S48	F3BE0681E	02.02	12882	D	353 kW	546	36
STRALIS I AS 440S48	F3BE0681E	02.02	12882	D	353 kW	546	36
STRALIS I AS 440S50, AT 440S50	F3BE3681B	12.06 - 12.12	12882	D	368 kW	546	36










							
STRALIS I AS 440S54	F3BE0681A	02.02	12882	D	397 kW	546	36
STRALIS I AS 440S54	F3BE0681A	02.02	12882	D	397 kW	546	36
STRALIS I AS 440S54	F3BE0681A	02.02	12882	D	397 kW	546	36
STRALIS I AS 440S56, AT 440S56	F3BE3681A	12.06	12882	D	412 kW	546	36
STRALIS I AT 440S33 CNG	F2BE0641	01.13	7790	G	243 kW	544	28
STRALIS I ES 440S48	F3BE0681E	10.04	12882	D	353 kW	546	36
TRAKKER II AD190T31W	F2BE3681C	09.12	7790	D	228 kW	544	28
TRAKKER II AD190T31	F2BE3681C	09.12	7790	D	228 kW	544	28
TRAKKER II AD190T33WP	F2BE3681B	09.12	7790	D	243 kW	544	28
TRAKKER II AD190T36WP	F2BE3681A	09.12	7790	D	265 kW	544	28
TRAKKER II AD190T36W	F2BE3681A	09.12	7790	D	265 kW	544	28
TRAKKER II AD190T41W	F3BE3681D	09.12	12882	D	302 kW	546	36
TRAKKER II AD190T41	F3BE3681D	09.12	12882	D	302 kW	546	36
TRAKKER II AD190T45WP	F3BE3681C	09.12	12882	D	332 kW	546	36
TRAKKER II AD190T45W	F3BE3681C	09.12	12882	D	332 kW	546	36
TRAKKER II AD190T45	F3BE3681C	09.12	12882	D	332 kW	546	36
TRAKKER II AD260T33	F2BE3681B	09.12	7790	D	243 kW	544	28
TRAKKER II AD260T33	F2BE3681B	09.12	7790	D	243 kW	544	28
TRAKKER II AD260T36	F2BE3681A	09.12	7790	D	265 kW	544	28
TRAKKER II AD260T36	F2BE3681A	09.12	7790	D	265 kW	544	28
TRAKKER II AD260T41P	F3BE3681D	09.12	12882	D	302 kW	546	36
TRAKKER II AD260T41W	F3BE3681D	09.12	12882	D	302 kW	546	36
TRAKKER II AD260T41	F3BE3681D	09.12	12882	D	302 kW	546	36
TRAKKER II AD260T45P	F3BE3681C	09.12	12882	D	332 kW	546	36
TRAKKER II AD260T45W	F3BE3681C	09.12	12882	D	332 kW	546	36
TRAKKER II AD260T45	F3BE3681C	09.12	12882	D	332 kW	546	36
TRAKKER II AD260T50P	F3HFE611B	09.12	12882	D	368 kW	546	37
TRAKKER II AD260T50	F3BE3681B	09.12	12882	D	368 kW	546	36
TRAKKER II AD260T50	F3HFE611B	09.12	12882	D	368 kW	546	37
TRAKKER II AD340T36	F2BE3681A	09.12	7790	D	265 kW	544	28
TRAKKER II AD340T36	F2BE3681A	09.12	7790	D	265 kW	544	28
TRAKKER II AD340T41P	F3BE3681D	09.12	12882	D	302 kW	546	36
TRAKKER II AD340T41P	F3BE3681D	09.12	12882	D	302 kW	546	36
TRAKKER II AD340T41	F3BE3681D	09.12	12882	D	302 kW	546	36
TRAKKER II AD340T41	F3BE3681D	09.12	12882	D	302 kW	546	36
TRAKKER II AD340T45P	F3BE3681C	09.12	12882	D	332 kW	546	36
TRAKKER II AD340T45	F3BE3681C	09.12	12882	D	332 kW	546	36
TRAKKER II AD340T45	F3BE3681C	09.12	12882	D	332 kW	546	36
TRAKKER II AD340T50P	F3HFE611B	09.12	12882	D	368 kW	546	37
TRAKKER II AD340T50	F3HFE611B	09.12	12882	D	368 kW	546	37
TRAKKER II AD380T36	F2BE3681A	09.12	7790	D	265 kW	544	28
TRAKKER II AD380T41P	F3BE3681D	09.12	12882	D	302 kW	546	36
TRAKKER II AD380T41W	F3BE3681D	09.12	12882	D	302 kW	546	36
TRAKKER II AD380T41	F3BE3681D	09.12	12882	D	302 kW	546	36
TRAKKER II AD380T41	F3BE3681D	09.12	12882	D	302 kW	546	36
TRAKKER II AD380T45P	F3BE3681C	09.12	12882	D	332 kW	546	36
TRAKKER II AD380T45W	F3BE3681C	09.12	12882	D	332 kW	546	36
TRAKKER II AD380T45	F3BE3681C	09.12	12882	D	332 kW	546	36
TRAKKER II AD380T45	F3BE3681C	09.12	12882	D	332 kW	546	36
TRAKKER II AD380T50P	F3BE3681B	09.12	12882	D	368 kW	546	36
TRAKKER II AD380T50P	F3HFE611B	09.12	12882	D	368 kW	546	37
TRAKKER II AD380T50	F3BE3681B	09.12	12882	D	368 kW	546	36
TRAKKER II AD380T50	F3HFE611B	09.12	12882	D	368 kW	546	37
TRAKKER II AD400T36	F2BE3681A	09.12	7790	D	265 kW	544	28
TRAKKER II AD400T41P	F3BE3681D	09.12	12882	D	302 kW	546	36
TRAKKER II AD400T41W	F3BE3681D	09.12	12882	D	302 kW	546	36
TRAKKER II AD400T45P	F3BE3681C	09.12	12882	D	332 kW	546	36
TRAKKER II AD400T45W	F3BE3681C	09.12	12882	D	332 kW	546	36
TRAKKER II AD400T45	F3BE3681C	09.12	12882	D	332 kW	546	36
TRAKKER II AD400T50P	F3HFE611B	09.12	12882	D	368 kW	546	37
TRAKKER II AD400T50	F3BE3681B	09.12	12882	D	368 kW	546	36
TRAKKER II AD400T50	F3HFE611B	09.12	12882	D	368 kW	546	37










							
TRAKKER II AT410T41	F3BE3681D	09.12	12882	D	302 kW	546	36
TRAKKER II AT410T45P	F3BE3681C	09.12	12882	D	332 kW	546	36
TRAKKER II AT410T45	F3BE3681C	09.12	12882	D	332 kW	546	36
TRAKKER II AT410T50P	F3BE3681B	09.12	12882	D	368 kW	546	36
TRAKKER II AT410T50P	F3HFE611B	09.12	12882	D	368 kW	546	37
TRAKKER II AT410T50	F3BE3681B	09.12	12882	D	368 kW	546	36
TRAKKER II AT410T50	F3HFE611B	09.12	12882	D	368 kW	546	37
TRAKKER II AT440T45P	F3BE3681C	09.12	12882	D	332 kW	546	36
TRAKKER II AT440T45	F3BE3681C	09.12	12882	D	332 kW	546	36
TRAKKER II AT440T50P	F3HFE611B	09.12	12882	D	368 kW	546	37
TRAKKER II AT440T50	F3HFE611B	09.12	12882	D	368 kW	546	37
TRAKKER II AT720T41	F3BE3681D	09.12	12882	D	302 kW	546	36
TRAKKER II AT720T45P	F3BE3681C	09.12	12882	D	332 kW	546	36
TRAKKER II AT720T45W	F3BE3681C	09.12	12882	D	332 kW	546	36
TRAKKER II AT720T45	F3BE3681C	09.12	12882	D	332 kW	546	36
TRAKKER II AT720T50P	F3BE3681B	09.12	12882	D	368 kW	546	36
TRAKKER II AT720T50P	F3HFE611B	09.12	12882	D	368 kW	546	37
TRAKKER II AT720T50	F3BE3681B	09.12	12882	D	368 kW	546	36
TRAKKER II AT720T50	F3HFE611B	09.12	12882	D	368 kW	546	37
TRAKKER I AD 180T27 W, AT 180T27 W	F2BE0681F	06.05 - 10.07	7790	D	200 kW	544	28
TRAKKER I AD 190T27, AT 190T27	F2BE0681F	06.05 - 10.07	7790	D	200 kW	544	28
TRAKKER I AD 190T31 W, AT 190T31 W	F2BE0681B	10.04 - 12.12	7790	D	228 kW	544	28
TRAKKER I AD 190T31 W, AT 190T31 W	F2BE0681B	06.05 - 10.07	7790	D	228 kW	544	28
TRAKKER I AD 190T31 W, AT 190T31 W	F2BE3681C	06.05 - 10.07	7790	D	228 kW	544	28
TRAKKER I AD 190T31, AT 190T31	F2BE0681B	10.04 - 10.07	7790	D	228 kW	544	28
TRAKKER I AD 190T31, AT 190T31	F2BE0681B	10.04 - 10.07	7790	D	228 kW	544	28
TRAKKER I AD 190T33 W, AT 190T33 W	F2BE3681B	03.06 - 12.12	7790	D	243 kW	544	28
TRAKKER I AD 190T33, AT 190T33	F2BE3681B	03.06 - 12.12	7790	D	243 kW	544	28
TRAKKER I AD 190T35 W, AD 190T36 W, AT 190T35 W, AT 190T36 W	F2BE0681A	10.04 - 10.07	7790	D	259 - 265 kW	544	28
TRAKKER I AD 190T35 W, AD 190T36 W, AT 190T35 W, AT 190T36 W	F2BE3681A	10.04 - 10.07	7790	D	259 - 265 kW	544	28
TRAKKER I AD 190T35 W, AT 190T35 W, AD 190T36 W, AT 190T36 W	F2BE0681A	01.05 - 10.07	7790	D	259 - 265 kW	544	28
TRAKKER I AD 190T35 W, AT 190T35 W, AD 190T36 W, AT 190T36 W	F2BE3681A	01.05 - 10.07	7790	D	259 - 265 kW	544	28
TRAKKER I AD 190T35, AD 190T36, AT 190T35, AT 190T36	F2BE0681A	10.04 - 12.12	7790	D	259 - 265 kW	544	28
TRAKKER I AD 190T35, AD 190T36, AT 190T35, AT 190T36	F2BE3681A	10.04 - 12.12	7790	D	259 - 265 kW	544	28
TRAKKER I AD 190T35, AT 190T35, AD 190T36, AT 190T36	F2BE0681A	06.05 - 10.07	7790	D	259 kW	544	28
TRAKKER I AD 190T38 W, AT 190T38 W	F3BE0681G	10.04 - 10.07	12882	D	280 kW	546	36
TRAKKER I AD 190T38 W, AT 190T38 W	F3BE0681G	06.05 - 12.12	12882	D	280 kW	546	36
TRAKKER I AD 190T38, AT 190T38	F3BE0681G	10.04 - 12.12	12882	D	280 kW	546	36
TRAKKER I AD 190T38, AT 190T38	F3BE0681G	10.04 - 12.12	12882	D	280 kW	546	36
TRAKKER I AD 190T44 W, AD 190T45 W, AT 190T44 W, AD 190T45 W	F3BE0681C	10.04 - 12.12	12880	D	324 - 332 kW	546	36
TRAKKER I AD 190T44 W, AD 190T45 W, AT 190T44 W, AD 190T45 W	F3BE3681C	10.04 - 12.12	12882	D	324 - 332 kW	546	36
TRAKKER I AD 190T44, AD 190T45, AT 190T44, AT 190T45	F3BE0681C	10.04 - 12.12	12880	D	324 - 332 kW	546	36
TRAKKER I AD 190T44, AD 190T45, AT 190T44, AT 190T45	F3BE3681C	10.04 - 12.12	12882	D	324 - 332 kW	546	36
TRAKKER I AD 190T44, AT 190T44, AD 19T45, AT 190T45	F3BE3681G	06.05 - 10.07	12882	D	324 kW	546	36
TRAKKER I AD 260T31 B	F2BE0681B	06.05 - 10.07	7790	D	228 kW	544	28
TRAKKER I AD 260T31, AT 260T31	F2BE0681B	10.04	7790	D	228 kW	544	28
TRAKKER I AD 260T31, AT 260T31	F2BE0681B	10.04 - 10.07	7790	D	228 kW	544	28
TRAKKER I AD 260T33 B	F2BE3681B	07.07 - 10.07	7790	D	243 kW	544	28
TRAKKER I AD 260T33, AD 380T33, AT 260T33, AT 380T33	F2BE3681B	03.06 - 12.12	7790	D	243 kW	544	28
TRAKKER I AD 260T35 B	F2BE0681A	06.05 - 10.07	7790	D	259 kW	544	28
TRAKKER I AD 260T35 W, AT 260T35 W	F2BE0681A	06.05 - 10.07	7790	D	259 kW	544	28
TRAKKER I AD 260T35, 260T36, 380T36, AT 260T35, 260T36, 380T36	F2BE0681A	10.04 - 12.12	7790	D	259 - 265 kW	544	28
TRAKKER I AD 260T35, 260T36, 380T36, AT 260T35, 260T36, 380T36	F2BE3681A	10.04 - 12.12	7790	D	259 - 265 kW	544	28
TRAKKER I AD 260T35, AT 260T35	F2BE0681A	10.04 - 10.07	7790	D	259 - 265 kW	544	28
TRAKKER I AD 260T36 B	F2BE3681A	07.07 - 12.12	7790	D	265 kW	544	28
TRAKKER I AD 260T36 W, AD 380T36 W, AT 260T36 W, AT 380T36 W	F2BE3681A	10.04 - 12.12	7790	D	265 kW	544	28
TRAKKER I AD 260T36, AT 260T36	F2BE3681A	03.06 - 10.07	7790	D	265 kW	544	28
TRAKKER I AD 260T38 , AT 260T38	F3BE0681G	10.04	12882	D	280 kW	546	36
TRAKKER I AD 260T38 B	F3BE0681G	06.05 - 10.07	12882	D	280 kW	546	36
TRAKKER I AD 260T38 W, AT 260T38 W	F3BE0681G	06.05 - 10.07	12882	D	280 kW	546	36
TRAKKER I AD 260T38, AD 260T38 /P, AT 260T38	F3BE0681G	06.05 - 10.07	12882	D	280 kW	546	36
TRAKKER I AD 260T41 W, AD 380T41 W, AT 260T41 W, AT 380T41 W	F3BE3681D	03.06 - 12.12	12882	D	302 kW	546	36








			ccm		kw		1 POS
TRAKKER I AD 260T44 W, AT 260T44 W	F3BE0681C	06.05 - 10.07	12880	D	324 kW	546	36
TRAKKER I AD 260T44, AD 260T44 /P, AT 260T44	F3BE0681C	06.05 - 10.07	12880	D	324 kW	546	36
TRAKKER I AD 260T45 W, AD 380T45 W, AT 260T45 W, AT 380T45 W	F3BE3681C	03.06 - 12.12	12882	D	332 kW	546	36
TRAKKER I AD 260T48, AT 260T48	F3BE0681E	06.05 - 10.07	12882	D	353 kW	546	36
TRAKKER I AD 310T36, AT 310T36	F2BE3681A	04.06 - 12.12	7790	D	265 kW	544	28
TRAKKER I AD 340T35 B, AT 340T35 B	F2BE0681A	06.05 - 10.07	7790	D	259 kW	544	28
TRAKKER I AD 340T35, AT 340T35	F2BE0681A	06.05 - 10.07	7790	D	259 kW	544	28
TRAKKER I AD 340T36 B	F2BE3681A	06.06 - 12.12	7790	D	265 kW	544	28
TRAKKER I AD 340T36, AT 340T36	F2BE3681A	03.06 - 12.12	7790	D	265 kW	544	28
TRAKKER I AD 340T36, AT 340T36	F2BE3681A	07.07 - 12.12	7790	D	265 kW	544	28
TRAKKER I AD 340T38 B, AT 34T38 B	F3BE0681G	06.05 - 10.07	12882	D	280 kW	546	36
TRAKKER I AD 340T41 B	F3BE3681D	06.06 - 12.12	12882	D	302 kW	546	36
TRAKKER I AD 340T41, AT 340T41	F3BE3681D	03.06 - 12.12	12882	D	302 kW	546	36
TRAKKER I AD 340T44 B, AT 340T44 B	F3BE0681C	06.05 - 10.07	12880	D	324 kW	546	36
TRAKKER I AD 340T44, AT 340T44	F3BE0681C	06.05 - 10.07	12880	D	324 kW	546	36
TRAKKER I AD 340T45 B	F3BE3681C	06.06 - 12.12	12882	D	332 kW	546	36
TRAKKER I AD 340T45, AT 340T45	F3BE3681C	03.06 - 12.12	12882	D	332 kW	546	36
TRAKKER I AD 380T35	F2BE0681A	01.05 - 10.07	7790	D	259 kW	544	28
TRAKKER I AD 380T36 W, AT 380T36 W	F2BE3681A	04.06 - 10.07	7790	D	265 kW	544	28
TRAKKER I AD 380T38 B	F3BE0681G	06.05 - 12.12	12882	D	280 kW	546	36
TRAKKER I AD 380T38 W, AT 380T38 W	F3BE0681G	06.05 - 10.07	12882	D	280 kW	546	36
TRAKKER I AD 380T38, AT 380T38	F3BE0681G	01.05 - 10.07	12882	D	280 kW	546	36
TRAKKER I AD 380T38, AT 380T38	F3BE0681G	09.04 - 12.12	12882	D	280 kW	546	36
TRAKKER I AD 380T42 W	F3BE0681V	01.05 - 12.12	12882	D	309 kW	546	36
TRAKKER I AD 380T42, AT 380T42	F3BE0681V	04.06 - 12.12	12882	D	309 kW	546	36
TRAKKER I AD 380T44 B	F3BE0681C	06.05 - 10.07	12880	D	324 kW	546	36
TRAKKER I AD 380T44 W, AT 380T44 W	F3BE0681C	06.05 - 12.12	12880	D	324 kW	546	36
TRAKKER I AD 380T44, AT 380T44	F3BE0681C	06.05 - 10.07	12880	D	324 kW	546	36
TRAKKER I AD 380T48, AD 380T48	F3BE0681E	06.05 - 10.07	12882	D	353 kW	546	36
TRAKKER I AD 400T35 T, AT 400T35 T	F2BE0681A	06.05 - 10.07	7790	D	259 kW	544	28
TRAKKER I AD 400T36 T, AT 400T36 T	F2BE3681A	10.04 - 12.12	7790	D	265 kW	544	28
TRAKKER I AD 400T38 T, AT 400T38 T	F3BE0681G	06.05 - 12.12	12882	D	280 kW	546	36
TRAKKER I AD 400T38 WT, AT 400T38 WT	F3BE0681G	06.05 - 10.07	12882	D	280 kW	546	36
TRAKKER I AD 400T41 WT, AT 400T41 WT	F3BE3681D	03.06 - 12.12	12882	D	302 kW	546	36
TRAKKER I AD 400T44 T, AT 400T44 T	F3BE0681C	06.05 - 10.07	12880	D	324 kW	546	36
TRAKKER I AD 400T44 WT, AT 400T44 WT	F3BE0681C	06.05 - 12.12	12880	D	324 kW	546	36
TRAKKER I AD 400T45 WT, AT 400T45 WT	F3BE3681C	03.06 - 12.12	12882	D	332 kW	546	36
TRAKKER I AD 410T35	F2BE0681A	02.05 - 10.07	7790	D	259 kW	544	28
TRAKKER I AD 410T36, AT 410T36	F2BE3681A	03.06	7790	D	265 kW	544	28
TRAKKER I AD 410T38 B, AT 410T38 B	F3BE0681G	06.05 - 10.07	12882	D	280 kW	546	36
TRAKKER I AD 410T38	F3BE0681G	02.05 - 10.07	12882	D	280 kW	546	36
TRAKKER I AD 410T41, AT 410T41	F3BE3681D	03.06 - 12.12	12882	D	302 kW	546	36
TRAKKER I AD 410T44 B, AT 410T44 B	F3BE0681C	06.05 - 12.12	12880	D	324 kW	546	36
TRAKKER I AD 410T44 W, AT 410T44 W	F3BE0681C	06.05 - 12.12	12880	D	324 kW	546	36
TRAKKER I AD 410T44, AT 410T44	F3BE0681C	02.05 - 10.07	12880	D	324 kW	546	36
TRAKKER I AD 410T45 W	F3BE3681C	03.06 - 12.12	12882	D	332 kW	546	36
TRAKKER I AD 410T45 W	F3BE3681C	07.07 - 12.12	12882	D	332 kW	546	36
TRAKKER I AD 410T45, AT 410T45	F3BE3681C	03.06 - 12.12	12882	D	332 kW	546	36
TRAKKER I AD 410T48 B, AT 410T48 B	F3BE0681E	06.05 - 10.07	12882	D	353 kW	546	36
TRAKKER I AD 410T48, AT 410T48	F3BE0681E	02.05 - 10.07	12882	D	353 kW	546	36
TRAKKER I AD 410T48, AT 410T48	F3BE3681F	08.12	12882	D	353 kW	546	36
TRAKKER I AD 410T50, AT 410T50	F3BE3681B	03.06 - 12.12	12882	D	368 kW	546	36
TRAKKER I AD 720T38 T, AT 720T38 T	F3BE0681G	06.05 - 12.12	12882	D	280 kW	546	36
TRAKKER I AD 720T38 WT, AT 720T38 WT	F3BE0681G	06.05 - 12.12	12882	D	280 kW	546	36
TRAKKER I AD 720T44 T, AT 720T44 T	F3BE0681C	06.05 - 10.07	12880	D	324 kW	546	36
TRAKKER I AD 720T44 WT, AT 720T44 WT	F3BE0681C	06.05 - 10.07	12880	D	324 kW	546	36
TRAKKER I AD 720T48 T, AT 720T48 T	F3BE0681E	06.05 - 10.07	12882	D	353 kW	546	36
TRAKKER I AD 740T44T, AT 740T44T	F3BE0681C	02.05 - 12.12	12880	D	324 kW	546	36
TRAKKER I AD 740T48T, AT 740/48T	F3BE0681E	02.05 - 12.12	12882	D	353 kW	546	36
TRAKKER I AD190T35WP	F2BE0681A	11.04 - 10.07	7790	D	259 kW	544	28
TRAKKER I AD190T36WP	F2BE3681A	01.07 - 12.12	7790	D	265 kW	544	28
TRAKKER I AD190T36W	F2BE3681A	01.07 - 12.12	7790	D	265 kW	544	28








							
TRAKKER I AD190T41W	F3BE3681D	11.04 - 12.12	12882	D	302 kW	546	36
TRAKKER I AD190T41	F3BE3681D	11.04 - 12.12	12882	D	302 kW	546	36
TRAKKER I AD260T31P	F2BE0681B	11.04 - 10.07	7790	D	228 kW	544	28
TRAKKER I AD260T31	F2BE0681B	11.04 - 10.07	7790	D	228 kW	544	28
TRAKKER I AD260T33	F2BE3681B	11.04 - 12.12	7790	D	243 kW	544	28
TRAKKER I AD260T38	F3BE0681G	11.04 - 10.07	12882	D	280 kW	546	36
TRAKKER I AD260T41P	F3BE3681D	11.04 - 12.12	12882	D	302 kW	546	36
TRAKKER I AD260T41P	F3BE3681D	11.04 - 12.12	12882	D	302 kW	546	36
TRAKKER I AD260T41	F3BE3681D	11.04 - 12.12	12882	D	302 kW	546	36
TRAKKER I AD260T41	F3BE3681D	11.04 - 12.12	12882	D	302 kW	546	36
TRAKKER I AD260T44P	F3BE0681C	11.04 - 10.07	12880	D	324 kW	546	36
TRAKKER I AD260T44	F3BE0681C	11.04 - 10.07	12880	D	324 kW	546	36
TRAKKER I AD260T44	F3BE0681C	11.04 - 10.07	12880	D	324 kW	546	36
TRAKKER I AD260T45P	F3BE3681C	11.04 - 12.12	12882	D	332 kW	546	36
TRAKKER I AD260T45P	F3BE3681C	11.04 - 12.12	12882	D	332 kW	546	36
TRAKKER I AD260T45W	F3BE3681C	11.04 - 10.07	12882	D	332 kW	546	36
TRAKKER I AD260T45	F3BE3681C	11.04 - 12.12	12882	D	332 kW	546	36
TRAKKER I AD260T45	F3BE3681C	11.04 - 12.12	12882	D	332 kW	546	36
TRAKKER I AD260T48P	F3BE0681E	11.04 - 10.07	12882	D	353 kW	546	36
TRAKKER I AD260T48	F3BE0681E	11.04 - 10.07	12882	D	353 kW	546	36
TRAKKER I AD260T50P	F3BE3681B	01.07 - 12.12	12882	D	368 kW	546	36
TRAKKER I AD260T50P	F3BE3681B	01.07 - 12.12	12882	D	368 kW	546	36
TRAKKER I AD260T50	F3BE3681B	11.04 - 12.12	12882	D	368 kW	546	36
TRAKKER I AD260T50	F3BE3681B	11.04 - 12.12	12882	D	368 kW	546	36
TRAKKER I AD340T35P	F2BE0681A	11.04 - 10.07	7790	D	259 kW	544	28
TRAKKER I AD340T38P	F3BE0681G	11.04 - 10.07	12882	D	280 kW	546	36
TRAKKER I AD340T38P	F3BE0681G	11.04 - 10.07	12882	D	280 kW	546	36
TRAKKER I AD340T38	F3BE0681G	11.04 - 10.07	12882	D	280 kW	546	36
TRAKKER I AD340T42	F3BE0681V	11.04 - 12.12	12882	D	309 kW	546	36
TRAKKER I AD340T42	F3BE0681V	11.04 - 12.12	12882	D	309 kW	546	36
TRAKKER I AD380T35W	F2BE0681A	11.04 - 10.07	7790	D	259 kW	544	28
TRAKKER I AD380T35	F2BE0681A	11.04 - 10.07	7790	D	259 kW	544	28
TRAKKER I AD380T36P	F2BE3681A	11.04 - 10.07	7790	D	265 kW	544	28
TRAKKER I AD380T36P	F2BE3681A	11.04 - 10.07	7790	D	265 kW	544	28
TRAKKER I AD380T36	F2BE3681A	11.04 - 12.12	7790	D	265 kW	544	28
TRAKKER I AD380T36	F2BE3681A	11.04 - 10.07	7790	D	265 kW	544	28
TRAKKER I AD380T36	F2BE3681A	11.04 - 10.07	7790	D	265 kW	544	28
TRAKKER I AD380T36	F2BE3681A	11.04 - 12.12	7790	D	265 kW	544	28
TRAKKER I AD380T36	F2BE3681A	11.04 - 12.12	7790	D	265 kW	544	28
TRAKKER I AD380T38W	F3BE0681G	11.04 - 12.12	12882	D	280 kW	546	36
TRAKKER I AD380T41P	F3BE3681D	01.07 - 12.12	12882	D	302 kW	546	36
TRAKKER I AD380T41W	F3BE3681D	01.07 - 12.12	12882	D	302 kW	546	36
TRAKKER I AD380T41	F3BE3681D	11.04 - 12.12	12882	D	302 kW	546	36
TRAKKER I AD380T45P	F3BE3681C	01.07 - 12.12	12882	D	332 kW	546	36
TRAKKER I AD380T45P	F3BE3681C	11.04 - 10.07	12882	D	332 kW	546	36
TRAKKER I AD380T45P	F3BE3681C	11.04 - 10.07	12882	D	332 kW	546	36
TRAKKER I AD380T45P	F3BE3681C	01.07 - 12.12	12882	D	332 kW	546	36
TRAKKER I AD380T45W	F3BE3681C	01.07 - 12.12	12882	D	332 kW	546	36
TRAKKER I AD380T45	F3BE3681C	11.04 - 12.12	12882	D	332 kW	546	36
TRAKKER I AD380T45	F3BE3681C	11.04 - 10.07	12882	D	332 kW	546	36
TRAKKER I AD380T45	F3BE3681C	11.04 - 10.07	12882	D	332 kW	546	36
TRAKKER I AD380T45	F3BE3681C	11.04 - 12.12	12882	D	332 kW	546	36
TRAKKER I AD380T48	F3BE0681E	11.04 - 10.07	12882	D	353 kW	546	36
TRAKKER I AD380T50P	F3BE3681B	01.07 - 12.12	12882	D	368 kW	546	36
TRAKKER I AD380T50P	F3BE3681B	01.07 - 12.12	12882	D	368 kW	546	36
TRAKKER I AD380T50	F3BE3681B	11.04 - 12.12	12882	D	368 kW	546	36
TRAKKER I AD380T50	F3BE3681B	11.04 - 12.12	12882	D	368 kW	546	36
TRAKKER I AD400T38	F3BE0681G	11.04 - 12.12	12882	D	280 kW	546	36
TRAKKER I AD400T38	F3BE0681G	11.04 - 12.12	12882	D	280 kW	546	36
TRAKKER I AD400T41P	F3BE3681D	11.04 - 12.12	12882	D	302 kW	546	36
TRAKKER I AD400T41	F3BE3681D	11.04 - 12.12	12882	D	302 kW	546	36
TRAKKER I AD400T42	F3BE0681V	11.04 - 12.12	12882	D	309 kW	546	36
TRAKKER I AD400T45P	F3BE3681C	11.04 - 12.12	12882	D	332 kW	546	36








						
	ENGINE	ccm				
TRAKKER I AD400T45	F3BE3681C	11.04 - 12.12	12882	D	332 kW	546 36
TRAKKER I AD400T50P	F3BE3681B	11.04 - 12.12	12882	D	368 kW	546 36
TRAKKER I AD400T50	F3BE3681B	11.04 - 12.12	12882	D	368 kW	546 36
TRAKKER I AD410T36	F2BE3681A	11.04 - 12.12	7790	D	265 kW	544 28
TRAKKER I AD410T41	F3BE3681D	11.04 - 12.12	12882	D	302 kW	546 36
TRAKKER I AD410T42	F3BE0681V	11.04 - 12.12	12882	D	309 kW	546 36
TRAKKER I AD410T45W	F3BE3681C	01.07 - 12.12	12882	D	332 kW	546 36
TRAKKER I AD410T45	F3BE3681C	11.04 - 12.12	12882	D	332 kW	546 36
TRAKKER I AD410T50P	F3BE3681B	01.07 - 12.12	12882	D	368 kW	546 36
TRAKKER I AD410T50	F3BE3681B	11.04 - 12.12	12882	D	368 kW	546 36
TRAKKER I AD440T38P	F3BE0681G	11.04 - 10.07	12882	D	280 kW	546 36
TRAKKER I AD440T41P	F3BE3681D	11.04 - 12.12	12882	D	302 kW	546 36
TRAKKER I AD440T41	F3BE3681D	01.07 - 12.12	12882	D	302 kW	546 36
TRAKKER I AD440T44P	F3BE0681C	11.04 - 10.07	12880	D	324 kW	546 36
TRAKKER I AD440T44	F3BE0681C	11.04 - 10.07	12880	D	324 kW	546 36
TRAKKER I AD440T45P	F3BE3681C	11.04 - 12.12	12882	D	332 kW	546 36
TRAKKER I AD440T45	F3BE3681C	11.04 - 12.12	12882	D	332 kW	546 36
TRAKKER I AD440T50P	F3BE3681B	11.04 - 12.12	12882	D	368 kW	546 36
TRAKKER I AD440T50	F3BE3681B	11.04 - 10.07	12882	D	368 kW	546 36
TRAKKER I AD720T41P	F3BE3681D	01.07 - 12.12	12882	D	302 kW	546 36
TRAKKER I AD720T41W	F3BE3681D	11.04 - 12.12	12882	D	302 kW	546 36
TRAKKER I AD720T41	F3BE3681D	11.04 - 12.12	12882	D	302 kW	546 36
TRAKKER I AD720T42W	F3BE0681V	11.04 - 12.12	12882	D	309 kW	546 36
TRAKKER I AD720T42	F3BE0681V	11.04 - 12.12	12882	D	309 kW	546 36
TRAKKER I AD720T44W	F3BE0681C	11.04 - 12.12	12880	D	324 kW	546 36
TRAKKER I AD720T45P	F3BE3681C	01.07 - 12.12	12882	D	332 kW	546 36
TRAKKER I AD720T45W	F3BE3681C	11.04 - 12.12	12882	D	332 kW	546 36
TRAKKER I AD720T45	F3BE3681C	11.04 - 12.12	12882	D	332 kW	546 36
TRAKKER I AD720T50P	F3BE3681B	01.07 - 12.12	12882	D	368 kW	546 36
TRAKKER I AD720T50	F3BE3681B	11.04 - 12.12	12882	D	368 kW	546 36
TRAKKER I AT 400T42 TH	F3BE0681V	06.05 - 12.12	12882	D	309 kW	546 36
TRAKKER I AT 720T42 T	F3BE0681V	04.05 - 12.12	12882	D	309 kW	546 36
TRAKKER I AT 720T42 WT	F3BE0681V	06.05 - 12.12	12882	D	309 kW	546 36
TRAKKER I AT180T27W	F2BE0681F	11.04 - 10.07	7790	D	200 kW	544 28
TRAKKER I AT190T31	F2BE3681C	01.07 - 12.12	7790	D	228 kW	544 28
TRAKKER I AT190T35WP	F2BE0681A	11.04 - 10.07	7790	D	259 kW	544 28
TRAKKER I AT190T35W	F2BE0681A	11.04 - 10.07	7790	D	259 kW	544 28
TRAKKER I AT190T36WP	F2BE3681A	11.04 - 12.12	7790	D	265 kW	544 28
TRAKKER I AT190T36W	F2BE3681A	11.04 - 12.12	7790	D	265 kW	544 28
TRAKKER I AT190T41W	F3BE3681D	11.04 - 12.12	12882	D	302 kW	546 36
TRAKKER I AT190T41	F3BE3681D	01.07 - 12.12	12882	D	302 kW	546 36
TRAKKER I AT260T33	F2BE3681B	11.04 - 12.12	7790	D	243 kW	544 28
TRAKKER I AT260T35	F2BE0681A	11.04 - 10.07	7790	D	259 kW	544 28
TRAKKER I AT260T38P	F3BE0681G	11.04 - 10.07	12882	D	280 kW	546 36
TRAKKER I AT260T38W	F3BE0681G	11.04 - 10.07	12882	D	280 kW	546 36
TRAKKER I AT260T38	F3BE0681G	11.04 - 10.07	12882	D	280 kW	546 36
TRAKKER I AT260T41P	F3BE3681D	11.04 - 10.07	12882	D	302 kW	546 36
TRAKKER I AT260T41P	F3BE3681D	11.04 - 10.07	12882	D	302 kW	546 36
TRAKKER I AT260T41	F3BE3681D	11.04 - 12.12	12882	D	302 kW	546 36
TRAKKER I AT260T41	F3BE3681D	11.04 - 12.12	12882	D	302 kW	546 36
TRAKKER I AT260T44P	F3BE0681C	11.04 - 10.07	12880	D	324 kW	546 36
TRAKKER I AT260T44P	F3BE0681C	11.04 - 10.07	12880	D	324 kW	546 36
TRAKKER I AT260T44W	F3BE0681C	11.04 - 10.07	12880	D	324 kW	546 36
TRAKKER I AT260T44	F3BE0681C	11.04 - 12.12	12880	D	324 kW	546 36
TRAKKER I AT260T44	F3BE0681C	11.04 - 10.07	12880	D	324 kW	546 36
TRAKKER I AT260T45P	F3BE3681C	11.04 - 12.12	12882	D	332 kW	546 36
TRAKKER I AT260T45P	F3BE3681C	11.04 - 12.12	12882	D	332 kW	546 36
TRAKKER I AT260T45	F3BE3681C	11.04 - 12.12	12882	D	332 kW	546 36
TRAKKER I AT260T45	F3BE3681C	11.04 - 12.12	12882	D	332 kW	546 36
TRAKKER I AT260T48	F3BE3681C	11.04 - 12.12	12882	D	332 kW	546 36
TRAKKER I AT260T48	F3BE0681E	11.04 - 10.07	12882	D	353 kW	546 36
TRAKKER I AT260T50P	F3BE3681B	11.04 - 12.12	12882	D	368 kW	546 36
TRAKKER I AT260T50P	F3BE3681B	11.04 - 12.12	12882	D	368 kW	546 36








							
TRAKKER I AT260T50	F3BE3681B	11.04 - 12.12	12882	D	368 kW	546	36
TRAKKER I AT260T50	F3BE3681B	11.04 - 12.12	12882	D	368 kW	546	36
TRAKKER I AT340T36P	F2BE3681A	11.04 - 10.07	7790	D	265 kW	544	28
TRAKKER I AT340T36P	F2BE3681A	11.04 - 10.07	7790	D	265 kW	544	28
TRAKKER I AT340T36	F2BE3681A	11.04 - 12.12	7790	D	265 kW	544	28
TRAKKER I AT340T41P	F3BE3681D	01.07 - 12.12	12882	D	302 kW	546	36
TRAKKER I AT340T41	F3BE3681D	11.04 - 12.12	12882	D	302 kW	546	36
TRAKKER I AT340T44P	F3BE0681C	11.04 - 10.07	12880	D	324 kW	546	36
TRAKKER I AT340T45P	F3BE3681C	11.04 - 12.12	12882	D	332 kW	546	36
TRAKKER I AT340T45	F3BE3681C	11.04 - 12.12	12882	D	332 kW	546	36
TRAKKER I AT380T35W	F2BE0681A	11.04 - 10.07	7790	D	259 kW	544	28
TRAKKER I AT380T38	F3BE0681G	11.04 - 10.07	12882	D	280 kW	546	36
TRAKKER I AT380T38	F3BE0681G	11.04 - 10.07	12882	D	280 kW	546	36
TRAKKER I AT380T38	F3BE0681G	11.04 - 12.12	12882	D	280 kW	546	36
TRAKKER I AT380T41P	F3BE3681D	01.07 - 12.12	12882	D	302 kW	546	36
TRAKKER I AT380T41P	F3BE3681D	01.07 - 12.12	12882	D	302 kW	546	36
TRAKKER I AT380T41W	F3BE3681D	01.07 - 12.12	12882	D	302 kW	546	36
TRAKKER I AT380T41	F3BE3681D	11.04 - 12.12	12882	D	302 kW	546	36
TRAKKER I AT380T41	F3BE3681D	11.04 - 12.12	12882	D	302 kW	546	36
TRAKKER I AT380T42W	F3BE0681V	11.04 - 12.12	12882	D	309 kW	546	36
TRAKKER I AT380T42	F3BE0681V	11.04 - 12.12	12882	D	309 kW	546	36
TRAKKER I AT380T44P	F3BE0681C	11.04 - 10.07	12880	D	324 kW	546	36
TRAKKER I AT380T44P	F3BE0681C	11.04 - 10.07	12880	D	324 kW	546	36
TRAKKER I AT380T44	F3BE0681C	11.04 - 12.12	12880	D	324 kW	546	36
TRAKKER I AT380T44	F3BE0681C	11.04 - 10.07	12880	D	324 kW	546	36
TRAKKER I AT380T44	F3BE0681C	11.04 - 10.07	12880	D	324 kW	546	36
TRAKKER I AT380T44	F3BE0681C	11.04 - 12.12	12880	D	324 kW	546	36
TRAKKER I AT380T45P	F3BE3681C	01.07 - 12.12	12882	D	332 kW	546	36
TRAKKER I AT380T45P	F3BE3681C	01.07 - 12.12	12882	D	332 kW	546	36
TRAKKER I AT380T45W	F2BE3681A	01.07 - 12.12	7790	D	265 kW	544	28
TRAKKER I AT380T45W	F3BE3681C	11.04 - 12.12	12882	D	332 kW	546	36
TRAKKER I AT380T45	F3BE3681C	11.04 - 12.12	12882	D	332 kW	546	36
TRAKKER I AT380T45	F3BE3681C	11.04 - 12.12	12882	D	332 kW	546	36
TRAKKER I AT380T48	F3BE0681E	11.04 - 10.07	12882	D	353 kW	546	36
TRAKKER I AT380T48	F3BE0681E	11.04 - 10.07	12882	D	353 kW	546	36
TRAKKER I AT380T50P	F3BE3681B	01.07 - 12.12	12882	D	368 kW	546	36
TRAKKER I AT380T50P	F3BE3681B	01.07 - 12.12	12882	D	368 kW	546	36
TRAKKER I AT380T50	F3BE3681B	11.04 - 12.12	12882	D	368 kW	546	36
TRAKKER I AT380T50	F3BE3681B	11.04 - 12.12	12882	D	368 kW	546	36
TRAKKER I AT400T38	F3BE0681G	11.04 - 12.12	12882	D	280 kW	546	36
TRAKKER I AT400T41P	F3BE3681D	11.04 - 12.12	12882	D	302 kW	546	36
TRAKKER I AT400T41	F3BE3681D	01.07 - 12.12	12882	D	302 kW	546	36
TRAKKER I AT400T44P	F3BE0681C	11.04 - 10.07	12880	D	324 kW	546	36
TRAKKER I AT400T44	F3BE0681C	11.04 - 10.07	12880	D	324 kW	546	36
TRAKKER I AT400T45P	F3BE3681C	11.04 - 12.12	12882	D	332 kW	546	36
TRAKKER I AT400T45	F3BE3681C	11.04 - 12.12	12882	D	332 kW	546	36
TRAKKER I AT400T50P	F3BE3681B	11.04 - 12.12	12882	D	368 kW	546	36
TRAKKER I AT400T50	F3BE3681B	01.07 - 12.12	12882	D	368 kW	546	36
TRAKKER I AT410T38	F3BE0681G	11.04 - 10.07	12882	D	280 kW	546	36
TRAKKER I AT410T38	F3BE0681G	11.04 - 10.07	12882	D	280 kW	546	36
TRAKKER I AT410T41	F3BE3681D	11.04 - 12.12	12882	D	302 kW	546	36
TRAKKER I AT410T42	F3BE0681V	11.04 - 12.12	12882	D	309 kW	546	36
TRAKKER I AT410T44	F3BE0681C	11.04 - 12.12	12880	D	324 kW	546	36
TRAKKER I AT410T45P	F3BE3681C	01.07 - 12.12	12882	D	332 kW	546	36
TRAKKER I AT410T45	F3BE3681C	11.04 - 12.12	12882	D	332 kW	546	36
TRAKKER I AT410T50P	F3BE3681B	01.07 - 12.12	12882	D	368 kW	546	36
TRAKKER I AT410T50	F3BE3681B	11.04 - 12.12	12882	D	368 kW	546	36
TRAKKER I AT440T38	F3BE0681G	11.04 - 10.07	12882	D	280 kW	546	36
TRAKKER I AT440T41P	F3BE3681D	01.07 - 12.12	12882	D	302 kW	546	36
TRAKKER I AT440T41	F3BE3681D	11.04 - 12.12	12882	D	302 kW	546	36
TRAKKER I AT440T45P	F3BE3681C	11.04 - 12.12	12882	D	332 kW	546	36
TRAKKER I AT440T45	F3BE3681C	11.04 - 12.12	12882	D	332 kW	546	36

			ccm		kw		1 POS
TRAKKER I AT440T50P	F3BE3681B	11.04 - 12.12	12882	D	368 kW	546	36
TRAKKER I AT720T41	F3BE3681D	01.07 - 12.12	12882	D	302 kW	546	36
TRAKKER I AT720T44	F3BE0681C	11.04 - 12.12	12880	D	324 kW	546	36
TRAKKER I AT720T45P	F3BE3681C	01.07 - 12.12	12882	D	332 kW	546	36
TRAKKER I AT720T45W	F3BE3681C	11.04 - 12.12	12882	D	332 kW	546	36
TRAKKER I AT720T45	F3BE3681C	11.04 - 12.12	12882	D	332 kW	546	36
TRAKKER I AT720T48	F3BE0681E	11.04 - 10.07	12882	D	353 kW	546	36
TRAKKER I AT720T50P	F3BE3681B	01.07 - 12.12	12882	D	368 kW	546	36
TRAKKER I AT720T50	F3BE3681B	11.04 - 12.12	12882	D	368 kW	546	36
TURBOCITY 480.18.29	8460.41 B	01.92 - 12.94	9498	D	214 kW	545	30
TURBOCITY 480.9.21, 480.10.21, 480.12.21, 580.10.21, 580.12.21	8460.21.611	01.89 - 12.92	9498	D	154 kW	545	29
TURBOSTAR 190-36 P	8210.42.101	07.87 - 06.90	13798	D	265 kW	547	38
TURBOSTAR 190-36 P	8210.42.152	07.90 - 12.93	13798	D	277 kW	547	38
TURBOSTAR 190-36 P	8210.42.154	07.90 - 12.93	13798	D	277 kW	547	38
TURBOSTAR 190-36 P	8210.42.162	07.90 - 12.93	13798	D	277 kW	547	38
TURBOSTAR 190-36 P	8210.42.181	07.90 - 12.93	13798	D	277 kW	547	38
TURBOSTAR 190-36 P	8210.42.182	07.90 - 12.93	13798	D	277 kW	547	38
TURBOSTAR 190-36 P	8210.42.191	07.90 - 12.93	13798	D	277 kW	547	38
TURBOSTAR 190-36 T	8210.42.101	07.87 - 06.90	13798	D	265 kW	547	38
TURBOSTAR 190-36 T	8210.42.152	07.90 - 12.93	13798	D	277 kW	547	38
TURBOSTAR 190-36 T	8210.42.154	07.90 - 12.93	13798	D	277 kW	547	38
TURBOSTAR 190-36 T	8210.42.162	07.90 - 12.93	13798	D	277 kW	547	38
TURBOSTAR 190-36 T	8210.42.181	07.90 - 12.93	13798	D	277 kW	547	38
TURBOSTAR 190-36 T	8210.42.182	07.90 - 12.93	13798	D	277 kW	547	38
TURBOSTAR 190-36 T	8210.42.191	07.90 - 12.93	13798	D	277 kW	547	38
TURBOSTAR 190-36	8210.42.101	07.87 - 06.90	13798	D	265 kW	547	38
TURBOSTAR 190-36	8210.42.152	07.90 - 12.93	13798	D	277 kW	547	38
TURBOSTAR 190-36	8210.42.154	07.90 - 12.93	13798	D	277 kW	547	38
TURBOSTAR 190-36	8210.42.162	07.90 - 12.93	13798	D	277 kW	547	38
TURBOSTAR 190-36	8210.42.181	07.90 - 12.93	13798	D	277 kW	547	38
TURBOSTAR 190-36	8210.42.182	07.90 - 12.93	13798	D	277 kW	547	38
TURBOSTAR 190-36	8210.42.191	07.90 - 12.93	13798	D	277 kW	547	38
TURBOTECH 180-26	8460.21.102	01.90 - 12.92	9498	D	192 kW	545	29
TURBOTECH 190-26 T	8460.21.102	01.90 - 12.92	9498	D	191 kW	545	29
TURBOTECH 190-26	8460.21.102	01.90 - 12.92	9498	D	191 kW	545	29
TURBOTECH 190-29T	8210.02.A0321	01.90 - 12.92	13798	D	141 kW	547	38
TURBOTECH 190-29	8210.02.A0321	01.90 - 12.92	13798	D	141 kW	547	38
TURBOTECH 190-32 T	8460.41.102	01.90 - 12.92	9498	D	234 kW	545	29
TURBOTECH 190-32	8460.41.102	01.90 - 12.92	9498	D	234 kW	545	29
TURBOTECH 190-33T	8210.42L.243	01.90 - 12.92	13798	D	243 kW	547	38
TURBOTECH 190-33	8210.42L.243	01.90 - 12.92	13798	D	243 kW	547	38
TURBOTECH 190-36 T	8210.42.151	01.90 - 12.92	13798	D	277 kW	547	38
TURBOTECH 190-36 T	8210.42.161	01.90 - 12.92	13798	D	277 kW	547	38
TURBOTECH 190-36 T	8210.42.171	01.90 - 12.92	13798	D	277 kW	547	38
TURBOTECH 190-36T	8210.42.101	01.90 - 12.92	13798	D	265 kW	547	38
TURBOTECH 190-36T	8210.42.271	01.90 - 12.92	13798	D	265 kW	547	38
TURBOTECH 190-36	8210.42.061	01.90 - 12.92	13798	D	277 kW	547	38
TURBOTECH 190-36	8210.42.101	01.90 - 12.92	13798	D	265 kW	547	38
TURBOTECH 190-36	8210.42.151	01.90 - 12.92	13798	D	277 kW	547	38
TURBOTECH 190-36	8210.42.161	01.90 - 12.92	13798	D	277 kW	547	38
TURBOTECH 190-36	8210.42.171	01.90 - 12.92	13798	D	277 kW	547	38
TURBOTECH 190-36	8210.42.271	01.90 - 12.92	13798	D	265 kW	547	38
TURBOTECH 220-32T	8460.41.102	01.90 - 12.92	9498	D	234 kW	545	29
TURBOTECH 220-34T	8460.41 S	01.90 - 12.92	9498	D	254 kW	545	29
TURBOTECH 220-36 PT	8210.42.152	01.90 - 12.92	13798	D	277 kW	547	38
TURBOTECH 220-36 PT	8210.42.155	01.90 - 12.92	13798	D	277 kW	547	38
TURBOTECH 220-36 PT	8210.42.172	01.90 - 12.92	13798	D	277 kW	547	38
TURBOTECH 220-36 T	8210.42.061	01.90 - 12.92	13798	D	277 kW	547	38
TURBOTECH 220-36 T	8210.42.101	01.90 - 12.92	13798	D	265 kW	547	38
TURBOTECH 220-36 T	8210.42.155	01.90 - 12.92	13798	D	277 kW	547	38
TURBOTECH 240-32T	8460.41.102	01.90 - 12.92	9498	D	234 kW	545	29
TURBOTECH 240-36 P	8210.42.155	01.90 - 12.92	13798	D	277 kW	547	38



							
TURBOTECH 240-36 P	8210.42.165	01.90 - 12.92	13798	D	277 kW	547	38
TURBOTECH 240-36 P	8210.42.175	01.90 - 12.92	13798	D	277 kW	547	38
TURBOTECH 240-36 P	8210.42.185	01.90 - 12.92	13798	D	277 kW	547	38
TURBOTECH 240-36 P	8210.42.186	01.90 - 12.92	13798	D	277 kW	547	38
TURBOTECH 240-36 P	8210.42.195	01.90 - 12.92	13798	D	277 kW	547	38
TURBOTECH 240-36 T	8210.42.061	01.90 - 12.92	13798	D	277 kW	547	38
TURBOTECH 240-36 T	8210.42.101	01.90 - 12.92	13798	D	265 kW	547	38
TURBOTECH 240-36 T	8210.42.155	01.90 - 12.92	13798	D	277 kW	547	38
ZETA 109-14 H	8060.04.689	06.83 - 12.85	5500	D	99 kW	541	18
ZETA 109-14 H	8060.05.289	11.85 - 03.91	5861	D	101 - 102 kW	542	20
ZETA 109-14	8060.04.689	06.83 - 12.85	5500	D	99 kW	541	18
ZETA 109-14	8060.05.289	11.85 - 03.91	5861	D	101 - 102 kW	542	20
ZETA 50-10 H	8340.04.200	01.79 - 12.86	4570	D	74 kW	544	27
ZETA 50-10 H	8340.04.250	01.79 - 12.86	4570	D	74 kW	544	27
ZETA 50-10 H	8340.04.300	01.79 - 12.86	4570	D	74 kW	544	27
ZETA 50-10 H	8340.04.362	01.79 - 12.86	4570	D	74 kW	544	27
ZETA 50-10 V	8340.04.200	01.79 - 12.86	4570	D	74 kW	544	27
ZETA 50-10 V	8340.04.250	01.79 - 12.86	4570	D	74 kW	544	27
ZETA 50-10 V	8340.04.300	01.79 - 12.86	4570	D	74 kW	544	27
ZETA 50-10 V	8340.04.362	01.79 - 12.86	4570	D	74 kW	544	27
ZETA 50-10	8340.04.200	01.79 - 12.86	4570	D	74 kW	544	27
ZETA 50-10	8340.04.250	01.79 - 12.86	4570	D	74 kW	544	27
ZETA 50-10	8340.04.300	01.79 - 12.86	4570	D	74 kW	544	27
ZETA 50-10	8340.04.362	01.79 - 12.86	4570	D	74 kW	544	27
ZETA 50-8 H	8040.04.200	01.83 - 12.86	3666	D	63 kW	541	17
ZETA 50-8 V	8040.04.200	01.83 - 12.86	3666	D	63 kW	541	17
ZETA 50-8	8040.04.200	01.83 - 12.86	3666	D	63 kW	541	17
ZETA 50-9 H	8040.05.230	01.87 - 03.91	3908	D	65 kW	543	22
ZETA 50-9 V	8040.05.230	01.87 - 03.91	3908	D	65 kW	543	22
ZETA 50-9	8040.05.230	01.87 - 03.91	3908	D	65 kW	543	22
ZETA 60-10 H	8340.04.200	11.79 - 12.86	4570	D	74 kW	544	27
ZETA 60-10 H	8340.04.250	11.79 - 12.86	4570	D	74 kW	544	27
ZETA 60-10 V	8340.04.200	11.79 - 12.86	4570	D	74 kW	544	27
ZETA 60-10 V	8340.04.250	11.79 - 12.86	4570	D	74 kW	544	27
ZETA 60-10	8340.04.200	11.79 - 12.86	4570	D	74 kW	544	27
ZETA 60-10	8340.04.250	11.79 - 12.86	4570	D	74 kW	544	27
ZETA 60-11 V	8040.25.230 R	01.87 - 03.91	3908	D	74 kW	543	22
ZETA 60-11	8040.25.230 R	01.87 - 03.91	3908	D	74 kW	543	22
ZETA 60-8	8040.04.200	11.79 - 12.83	3666	D	63 kW	541	17
ZETA 60-8	8040.04.200	11.79 - 12.82	3666	D	63 kW	541	17
ZETA 60-8	8040.04.200	11.79 - 12.81	3666	D	63 kW	541	17
ZETA 65-10 H	8340.04.200	11.79 - 01.87	4570	D	74 kW	544	27
ZETA 65-10 H	8340.04.250	11.79 - 01.87	4570	D	74 kW	544	27
ZETA 65-10 H	8340.04.300	11.79 - 01.87	4570	D	74 kW	544	27
ZETA 65-10 H	8340.04.350	11.79 - 01.87	4570	D	74 kW	544	27
ZETA 65-10 V	8340.04.200	11.79 - 01.87	4570	D	74 kW	544	27
ZETA 65-10 V	8340.04.250	11.79 - 01.87	4570	D	74 kW	544	27
ZETA 65-10 V	8340.04.300	11.79 - 01.87	4570	D	74 kW	544	27
ZETA 65-10 V	8340.04.350	11.79 - 01.87	4570	D	74 kW	544	27
ZETA 65-10	8340.04.200	11.79 - 01.87	4570	D	74 kW	544	27
ZETA 65-10	8340.04.250	11.79 - 01.87	4570	D	74 kW	544	27
ZETA 65-10	8340.04.300	11.79 - 01.87	4570	D	74 kW	544	27
ZETA 65-10	8340.04.350	11.79 - 01.87	4570	D	74 kW	544	27
ZETA 65-12 H	8040.25.200	01.87 - 03.91	3908	D	85 kW	543	22
ZETA 65-12 V	8040.25.200	01.87 - 03.91	3908	D	85 kW	543	22
ZETA 65-12	8040.25.200	01.87 - 03.91	3908	D	85 kW	543	22
ZETA 65-9	8040.05.230	01.87 - 03.91	3908	D	65 kW	543	22
ZETA 79-10 H	8340.04.200	01.83 - 01.87	4570	D	74 kW	544	27
ZETA 79-10 H	8340.04.200	01.83 - 01.87	4570	D	74 kW	544	27
ZETA 79-10 H	8340.04.300	01.83 - 01.87	4570	D	74 kW	544	27
ZETA 79-10 H	8340.04.300	01.83 - 01.87	4570	D	74 kW	544	27
ZETA 79-10 V	8340.04.200	01.83 - 01.87	4570	D	74 kW	544	27





		 ccm	 kW	 1 POS			
ZETA 79-10 V	8340.04.200	01.83 - 01.87	4570	D	74 kW	544	27
ZETA 79-10 V	8340.04.300	01.83 - 01.87	4570	D	74 kW	544	27
ZETA 79-10 V	8340.04.300	01.83 - 01.87	4570	D	74 kW	544	27
ZETA 79-10	8340.04.200	01.83 - 01.87	4570	D	74 kW	544	27
ZETA 79-10	8340.04.200	01.83 - 01.87	4570	D	74 kW	544	27
ZETA 79-10	8340.04.300	01.83 - 01.87	4570	D	74 kW	544	27
ZETA 79-10	8340.04.300	01.83 - 01.87	4570	D	74 kW	544	27
ZETA 79-12 H	8040.25.200	01.87 - 03.91	3908	D	85 kW	543	22
ZETA 79-12 H	8040.25.200	01.87 - 03.91	3908	D	85 kW	543	22
ZETA 79-12 H	8040.25.220	01.87 - 03.91	3908	D	85 kW	543	22
ZETA 79-12 H	8040.25.220	01.87 - 03.91	3908	D	85 kW	543	22
ZETA 79-12 V	8040.25.200	01.87 - 03.91	3908	D	85 kW	543	22
ZETA 79-12 V	8040.25.200	01.87 - 03.91	3908	D	85 kW	543	22
ZETA 79-12 V	8040.25.220	01.87 - 03.91	3908	D	85 kW	543	22
ZETA 79-12 V	8040.25.220	01.87 - 03.91	3908	D	85 kW	543	22
ZETA 79-12	8040.25.200	01.87 - 03.91	3908	D	85 kW	543	22
ZETA 79-12	8040.25.200	01.87 - 03.91	3908	D	85 kW	543	22
ZETA 79-12	8040.25.220	01.87 - 03.91	3908	D	85 kW	543	22
ZETA 79-12	8040.25.220	01.87 - 03.91	3908	D	85 kW	543	22
ZETA 79-13	8060.04.060	11.79 - 12.83	5500	D	96 kW	541	18
ZETA 79-13	8060.04.060	11.79 - 12.83	5500	D	96 kW	541	18
ZETA 79-13	8060.04.060	11.79 - 12.83	5500	D	96 kW	541	18
ZETA 79-13	8060.04.660	11.79 - 12.83	5500	D	96 kW	541	18
ZETA 79-13	8060.04.660	11.79 - 12.83	5500	D	96 kW	541	18
ZETA 79-13	8060.04.660	11.79 - 12.83	5500	D	96 kW	541	18
ZETA 79-14 H	8060.04.660	01.83 - 11.85	5500	D	99 kW	541	18
ZETA 79-14 H	8060.04.660	01.83 - 11.85	5500	D	99 kW	541	18
ZETA 79-14 H	8060.05.280	12.85 - 03.91	5861	D	101 kW	542	20
ZETA 79-14 H	8060.05.280	12.85 - 03.91	5861	D	101 kW	542	20
ZETA 79-14 V	8060.04.660	01.83 - 11.85	5500	D	99 kW	541	18
ZETA 79-14 V	8060.04.660	01.83 - 11.85	5500	D	99 kW	541	18
ZETA 79-14 V	8060.05.280	12.85 - 03.91	5861	D	101 kW	542	20
ZETA 79-14 V	8060.05.280	12.85 - 03.91	5861	D	101 kW	542	20
ZETA 79-14	8060.04.660	01.83 - 11.85	5500	D	99 kW	541	18
ZETA 79-14	8060.04.660	01.83 - 11.85	5500	D	99 kW	541	18
ZETA 79-14	8060.05.280	12.85 - 03.91	5861	D	101 kW	542	20
ZETA 79-14	8060.05.280	12.85 - 03.91	5861	D	101 kW	542	20
ZETA 95-14 H	8060.04.669	07.83 - 10.85	5500	D	99 kW	541	18
ZETA 95-14 H	8060.04.669	11.85 - 03.91	5500	D	101 kW	541	18
ZETA 95-14	8060.04.669	07.83 - 10.85	5500	D	99 kW	541	18
ZETA 95-14	8060.04.669	11.85 - 03.91	5500	D	101 kW	541	18
ZETA A 60-10	8340.04.040	11.79 - 06.88	4570	D	73 kW	544	27
ZETA A 60-9	8040.05.200	09.88 - 12.92	3908	D	65 kW	541	19
ZETA A 60-9	8040.05.203	09.88 - 12.92	3908	D	65 kW	543	21
ZETA A 70-12	8340.05.200	01.83 - 01.85	5401	D	84 kW	544	27
ZETA A 70-14	8060.05.246	05.88 - 12.92	5861	D	101 - 102 kW	542	20
ZETA A 70-14	8060.05.285	05.88 - 12.92	5861	D	101 - 102 kW	542	20







ENGINE	ccm			kW	D	546	35	ENGINE	ccm			kW	D	541	18
	Ø	Stroke	1 POS						Ø	Stroke	1 POS				
203 A/61.000	130,000	6	11548	132 kW	D	546	35	8060.04.055	103,000	6	5499	96 kW	D	541	18
203 A/61	130,000	6	11548	130 kW	D	546	35	8060.04.060	103,000	6	5500	96 kW	D	541	18
203 H/61	130,000	6	11548	132 kW	D	546	35	8060.04.070	103,000	6	5499	99 kW	D	541	18
8040.04.200	103,000	4	3666	63 kW	D	541	17	8060.04.620	103,000	6	5499	99 kW	D	541	18
8040.05.200	104,000	4	3908	65 kW	D	541	19	8060.04.621	103,000	6	5499	99 kW	D	541	18
8040.05.203	104,000	4	3908	65 kW	D	543	21	8060.04.630	103,000	6	5500	99 kW	D	541	18
8040.05.230	104,000	4	3908	65 kW	D	543	22	8060.04.639	103,000	6	5500	99 kW	D	541	18
8040.05.232	104,000	4	3908	65 kW	D	543	21	8060.04.658	103,000	6	5499	99 kW	D	541	18
8040.05.233	104,000	4	3908	65 kW	D	543	21	8060.04.660	103,000	6	5500	96 - 99 kW	D	541	18
8040.05.235	104,000	4	3908	65 kW	D	543	21	8060.04.669	103,000	6	5500	99 - 102 kW	D	541	18
8040.05.4990	104,000	4	3908	80 kW	D	543	22	8060.04.670	103,000	6	5500	99 kW	D	541	18
8040.25.200	104,000	4	3908	85 kW	D	543	22	8060.04.672	103,000	6	5500	73 kW	D	541	18
8040.25.201	104,000	4	3908	85 kW	D	543	21	8060.04.675	103,000	6	5500	99 kW	D	541	18
8040.25.202	104,000	4	3908	85 kW	D	543	21	8060.04.689	103,000	6	5500	99 - 102 kW	D	541	18
8040.25.203	104,000	4	3908	85 kW	D	543	21	8060.05.000	104,000	6	5861	101 kW	D	542	20
8040.25.207	104,000	4	3908	85 kW	D	543	21	8060.05.200	104,000	6	5861	99 - 102 kW	D	542	20
8040.25.208	104,000	4	3908	85 kW	D	543	21	8060.05.201	104,000	6	5861	102 kW	D	542	20
8040.25.220	104,000	4	3908	85 kW	D	543	22	8060.05.203	104,000	6	5861	102 kW	D	542	20
8040.25.222	104,000	4	3908	85 kW	D	543	21	8060.05.246	104,000	6	5861	101 kW	D	542	20
8040.25.223	104,000	4	3908	85 kW	D	543	21	8060.05.270	104,000	6	5861	101 kW	D	542	20
8040.25.225	104,000	4	3908	85 kW	D	543	21	8060.05.280	104,000	6	5861	101 kW	D	542	20
8040.25.229	104,000	4	3908	85 kW	D	543	21	8060.05.284	104,000	6	5861	101 kW	D	542	20
8040.25.230 R	104,000	4	3908	74 kW	D	543	22	8060.05.285	104,000	6	5861	101 kW	D	542	20
8040.25.231	104,000	4	3908	74 kW	D	543	21	8060.05.286	104,000	6	5861	101 kW	D	542	20
8040.25.233	104,000	4	3908	74 kW	D	543	21	8060.05.288	104,000	6	5861	101 kW	D	542	20
8040.25.234	104,000	4	3908	74 kW	D	543	21	8060.05.289	104,000	6	5861	101 kW	D	542	20
8040.25B.4200	104,000	4	3908	75 kW	D	543	22	8060.24.601	103,000	6	5500	124 kW	D	541	18
8040.25B.4220	104,000	4	3908	75 kW	D	543	22	8060.24.670	103,000	6	5499	118 kW	D	541	18
8040.25X.4000	104,000	4	3908	85 kW	D	543	22	8060.24.671	103,000	6	5499	118 kW	D	541	18
8040.25X.4010	104,000	4	3908	85 kW	D	543	22	8060.24.678	103,000	6	5500	123 kW	D	541	18
8040.25X.4020	104,000	4	3908	85 kW	D	543	22	8060.25.600	104,000	6	5861	130 kW	D	542	20
8040.25X.4030	104,000	4	3908	85 kW	D	543	22	8060.25.601	104,000	6	5861	130 kW	D	542	20
8040.25X.4035	104,000	4	3908	85 kW	D	543	22	8060.25.602	104,000	6	5861	130 kW	D	542	20
8040.25X.4040	104,000	4	3908	85 kW	D	543	22	8060.25.603	104,000	6	5861	130 kW	D	542	20
8040.25X.4045	104,000	4	3908	85 kW	D	543	22	8060.25.604	104,000	6	5861	130 kW	D	542	20
8040.25	104,000	4	3908	83 kW	D	543	23	8060.25.669	104,000	6	5861	125 kW	D	542	20
8040.45.4000	104,000	4	3908	100 kW	D	543	22	8060.25.670	104,000	6	5861	125 kW	D	542	20
8040.45.4010	104,000	4	3908	100 kW	D	543	21	8060.25.678	104,000	6	5861	130 kW	D	542	20
8040.45.4020	104,000	4	3908	100 kW	D	543	21	8060.25.679	104,000	6	5861	130 kW	D	542	20
8040.45.4030	104,000	4	3908	100 kW	D	543	21	8060.25R.4200 LTC	104,000	6	5861	105 kW	D	542	20
8040.45.4035	104,000	4	3908	100 kW	D	543	21	8060.25R.4200	104,000	6	5861	105 kW	D	542	20
8040.45.4050	104,000	4	3908	100 kW	D	543	21	8060.25R.4210	104,000	6	5861	105 kW	D	542	20
8040.45.4180	104,000	4	3908	100 kW	D	543	22	8060.25R.4220	104,000	6	5861	105 kW	D	542	20
8040.45.4303	104,000	4	3908	100 kW	D	543	21	8060.25R.4225	104,000	6	5861	105 kW	D	542	20
8040.45.4380	104,000	4	3908	100 kW	D	543	21	8060.25R.4230	104,000	6	5861	105 kW	D	542	20
8040.45.5200	104,000	4	3908	100 kW	D	543	21	8060.25R.4240	104,000	6	5861	105 kW	D	542	20
8040.45.5201	104,000	4	3908	100 kW	D	543	21	8060.25R.4250	104,000	6	5861	105 kW	D	542	20
8040.45.5203	104,000	4	3908	100 kW	D	543	21	8060.25R.4280	104,000	6	5861	105 kW	D	542	20
8040.45.5205	104,000	4	3908	100 kW	D	543	21	8060.25R.4285	104,000	6	5861	105 kW	D	542	20
8040.45.5280	104,000	4	3908	100 kW	D	543	21	8060.25R.4290	104,000	6	5861	105 kW	D	542	20
8040.45.5281	104,000	4	3908	100 kW	D	543	21	8060.25R.4295	104,000	6	5861	105 kW	D	542	20
8040.45D.5100	104,000	4	3908	85 - 100 kW	D	543	21	8060.25R.4300	104,000	6	5861	105 kW	D	542	20
8040.45D.5101	104,000	4	3908	85 kW	D	543	21	8060.25R.4360	104,000	6	5861	105 kW	D	542	20
8040.45D.5103	104,000	4	3908	85 kW	D	543	21	8060.25R.4362	104,000	6	5861	105 kW	D	542	20
8040.45D.5105	104,000	4	3908	85 kW	D	543	21	8060.25R.4750	104,000	6	5861	105 kW	D	542	20
8040.45X.4180	104,000	4	3908	100 kW	D	543	21	8060.25R.4755	104,000	6	5861	105 kW	D	542	20
8040.45	104,000	4	3908	100 kW	D	543	22	8060.25R.4760	104,000	6	5861	105 kW	D	542	20
8045.05	104,000	4	3908	54 - 60 kW	D	544	24	8060.25R.4764	104,000	6	5861	105 kW	D	542	20
8045.06	100,000	4	3613	44 - 73 kW	D	539	10	8060.25R.4960	104,000	6	5861	105 kW	D	542	20
8060.02.001	100,000	6	5184	90 kW	D	539	11	8060.25R.4967	104,000	6	5861	105 kW	D	542	20
8060.02.003	100,000	6	5184	90 kW	D	539	11	8060.25R.4968	104,000	6	5861	105 kW	D	542	20
8060.04.051	103,000	6	5499	96 kW	D	541	18	8060.25R.4970	104,000	6	5861	105 kW	D	542	20













ENGINE	\varnothing	ccm	kW	1 POS	ENGINE	\varnothing	ccm	kW	1 POS						
8060.45S.6912	104,000	6	5861	167 kW	D	542	20	8140.27R.2700	93,000	4	2499	67 - 70 kW	D	537	2
8060.45S.7200	104,000	6	5861	167 kW	D	542	20	8140.27R.2780	93,000	4	2499	67 - 70 kW	D	537	2
8060.45S.7201	104,000	6	5861	167 kW	D	542	20	8140.27R.2782	93,000	4	2499	70 kW	D	538	5
8060.45S.7203	104,000	6	5861	167 kW	D	542	20	8140.27R.2786	93,000	4	2499	67 - 70 kW	D	537	2
8060.45S.7205	104,000	6	5861	167 kW	D	542	20	8140.27R.2787	93,000	4	2499	67 - 70 kW	D	537	2
8060.45S.7210	104,000	6	5861	167 kW	D	542	20	8140.27S.2700	93,000	4	2499	76 kW	D	537	2
8060.45S.7211	104,000	6	5861	167 kW	D	542	20	8140.27S.2701	93,000	4	2499	76 kW	D	537	2
8060.45S.7213	104,000	6	5861	167 kW	D	542	20	8140.27S.2710	93,000	4	2499	76 kW	D	537	2
8060.45S.7215	104,000	6	5861	167 kW	D	542	20	8140.27S.2711	93,000	4	2499	76 kW	D	537	2
8060.45S.7250	104,000	6	5861	167 kW	D	542	20	8140.27S.2720	93,000	4	2499	76 kW	D	537	2
8060.45S.7251	104,000	6	5861	167 kW	D	542	20	8140.27S.2721	93,000	4	2499	76 kW	D	537	2
8060.45S.7253	104,000	6	5861	167 kW	D	542	20	8140.27S.2730	93,000	4	2499	76 kW	D	537	2
8060.45S.7255	104,000	6	5861	167 kW	D	542	20	8140.27S.2731	93,000	4	2499	76 kW	D	537	2
8060.45X.4180	104,000	6	5861	152 kW	D	542	20	8140.27S.2750	93,000	4	2499	76 kW	D	537	2
8060.45	104,000	6	5861	152 kW	D	542	20	8140.27S.2751	93,000	4	2499	76 kW	D	537	2
8061.05	104,000	6	5861	82 kW	D	542	20	8140.27S.2760	93,000	4	2499	76 kW	D	537	2
8062.24.070	103,000	6	5499	118 kW	D	541	18	8140.27S.2761	93,000	4	2499	76 kW	D	537	2
8065.E	104,000	6	5861	82 kW	D	544	25	8140.27S.2770	93,000	4	2499	76 kW	D	537	2
8140 SC 27.02	93,000	4	2500	62 kW	D	538	5	8140.27S.2771	93,000	4	2499	76 kW	D	537	2
8140.07.2585	93,000	4	2500	55 kW	D	537	2	8140.27S.2801	93,000	4	2499	76 kW	D	537	2
8140.07.2700	93,000	4	2499	55 kW	D	537	2	8140.27S.2811	93,000	4	2499	76 kW	D	537	2
8140.07.2701	93,000	4	2499	55 kW	D	537	2	8140.27S.2885	93,000	4	2499	76 kW	D	537	2
8140.07.2710	93,000	4	2499	55 kW	D	537	2	8140.27S.3700	93,000	4	2499	77 kW	D	537	2
8140.07.2711	93,000	4	2499	55 kW	D	537	2	8140.27S.3701	93,000	4	2499	77 kW	D	537	2
8140.07.2712	93,000	4	2499	55 kW	D	537	3	8140.27S.3711	93,000	4	2499	77 kW	D	537	2
8140.07.2713	93,000	4	2499	55 kW	D	537	2	8140.27S.3720	93,000	4	2499	77 kW	D	537	2
8140.07.3700	93,000	4	2499	53 kW	D	537	2	8140.27S.3721	93,000	4	2499	77 kW	D	537	2
8140.07.3710	93,000	4	2499	53 kW	D	537	2	8140.27S.3750	93,000	4	2499	77 kW	D	537	2
8140.07.3711	93,000	4	2499	53 kW	D	537	2	8140.27S.3751	93,000	4	2499	77 kW	D	537	2
8140.07.3712	93,000	4	2499	53 kW	D	537	2	8140.27S.3760	93,000	4	2499	77 kW	D	537	2
8140.07.3713	93,000	4	2499	53 kW	D	537	2	8140.27S.3761	93,000	4	2499	77 kW	D	537	2
8140.21.200	93,000	4	2445	68 kW	D	537	2	8140.27S.3770	93,000	4	2499	77 kW	D	537	2
8140.21.201	93,000	4	2445	68 kW	D	537	2	8140.27S.3771	93,000	4	2499	77 kW	D	537	2
8140.21.202	93,000	4	2445	68 kW	D	537	2	8140.27S.3780	93,000	4	2499	77 kW	D	537	2
8140.21.203	93,000	4	2445	68 kW	D	537	2	8140.27S.3781	93,000	4	2499	77 kW	D	537	2
8140.21.212	93,000	4	2445	68 kW	D	537	2	8140.27S.3811	93,000	4	2499	77 kW	D	537	2
8140.21.214	93,000	4	2445	70 kW	D	537	2	8140.43.2585	94,400	4	2798	84 - 90 kW	D	538	7
8140.21.290	93,000	4	2445	68 kW	D	537	2	8140.43.3700	94,400	4	2798	90 kW	D	538	7
8140.23.2585	94,400	4	2798	76 - 78 kW	D	538	7	8140.43.3711	94,400	4	2798	90 kW	D	538	7
8140.23.3700	94,400	4	2798	76 kW	D	538	7	8140.43.3713	94,400	4	2798	90 kW	D	538	7
8140.23.3701	94,400	4	2798	76 kW	D	538	7	8140.43.3718	94,400	4	2798	90 kW	D	538	7
8140.23.3710	94,400	4	2798	76 kW	D	538	7	8140.43.3721	94,400	4	2798	90 kW	D	538	7
8140.23.3711	94,400	4	2798	76 kW	D	538	7	8140.43.3723	94,400	4	2798	90 kW	D	538	7
8140.23.3713	94,400	4	2798	76 kW	D	538	7	8140.43.3728	94,400	4	2798	90 kW	D	538	7
8140.23.3720	94,400	4	2798	76 kW	D	538	7	8140.43.3731	94,400	4	2798	90 kW	D	538	7
8140.23.3721	94,400	4	2798	76 kW	D	538	7	8140.43.3900	94,400	4	2798	90 kW	D	538	7
8140.23.3730	94,400	4	2798	76 kW	D	538	7	8140.43.3911	94,400	4	2798	90 kW	D	538	7
8140.23.3731	94,400	4	2798	76 kW	D	538	7	8140.43.3921	94,400	4	2798	90 kW	D	538	7
8140.23.3750	94,400	4	2798	76 kW	D	538	7	8140.43.3931	94,400	4	2798	90 kW	D	538	7
8140.23.3751	94,400	4	2798	76 kW	D	538	7	8140.43.K	94,400	4	2798	103 - 107 kW	D	538	7
8140.23.3760	94,400	4	2798	76 kW	D	538	7	8140.43.	94,400	4	2798	90 kW	D	538	7
8140.23.3801	94,400	4	2798	76 kW	D	538	7	8140.43B.4300	94,400	4	2798	78 kW	D	538	7
8140.23.3811	94,400	4	2798	76 kW	D	538	7	8140.43B.4305	94,400	4	2798	78 kW	D	538	7
8140.23.3821	94,400	4	2798	76 kW	D	538	7	8140.43B.4320	94,400	4	2798	78 kW	D	538	7
8140.23	94,400	4	2798	76 kW	D	538	7	8140.43B.4325	94,400	4	2798	78 kW	D	538	7
8140.27 S	93,000	4	2445	68 - 76 kW	D	537	2	8140.43B.4330	94,400	4	2798	78 kW	D	538	7
8140.27.215	93,000	4	2499	76 kW	D	537	2	8140.43B.4335	94,400	4	2798	78 kW	D	538	7
8140.27.218	93,000	4	2499	76 kW	D	537	2	8140.43B	94,400	4	2798	78 kW	D	538	7
8140.27.2582	93,000	4	2499	74 - 79 kW	D	537	3	8140.43C.4000	94,400	4	2798	78 kW	D	538	7
8140.27.2700	93,000	4	2499	76 kW	D	538	4	8140.43C.4005	94,400	4	2798	78 kW	D	538	7
8140.27.2720	93,000	4	2499	76 kW	D	537	2	8140.43C.4020	94,400	4	2798	78 kW	D	538	7
8140.27.2811	93,000	4	2499	76 kW	D	538	5	8140.43C.4021	94,400	4	2798	78 kW	D	538	7

ENGINE			ccm	kW			1 POS
8140.43C.4025	94,400	4	2798	78 kW	D	538	7
8140.43C.4026	94,400	4	2798	78 kW	D	538	7
8140.43C.4030	94,400	4	2798	78 kW	D	538	7
8140.43C.4031	94,400	4	2798	78 kW	D	538	7
8140.43C.4035	94,400	4	2798	78 kW	D	538	7
8140.43C.4036	94,400	4	2798	78 kW	D	538	7
8140.43C	94,400	4	2798	74 - 78 kW	D	538	7
8140.43K.4000	94,400	4	2798	107 kW	D	538	7
8140.43K.4020	94,400	4	2798	107 kW	D	538	7
8140.43K.4030	94,400	4	2798	107 kW	D	538	7
8140.43N.4300	94,400	4	2798	107 kW	D	538	7
8140.43N.4320	94,400	4	2798	107 kW	D	538	7
8140.43N.4330	94,400	4	2798	107 kW	D	538	7
8140.43N.4400	94,400	4	2798	107 kW	D	538	7
8140.43N.4430	94,400	4	2798	107 kW	D	538	7
8140.43N	94,400	4	2798	107 kW	D	538	7
8140.43P	94,400	4	2798	78 kW	D	538	7
8140.43R.4300	94,400	4	2798	66 kW	D	538	7
8140.43R.4320	94,400	4	2798	66 kW	D	538	7
8140.43R.4330	94,400	4	2798	66 kW	D	538	7
8140.43R.4400	94,400	4	2798	66 kW	D	538	7
8140.43R.4420	94,400	4	2798	66 kW	D	538	7
8140.43R.4430	94,400	4	2798	66 kW	D	538	7
8140.43R	94,400	4	2798	66 kW	D	538	7
8140.43S.4000	94,400	4	2798	92 - 94 kW	D	538	7
8140.43S.4020	94,400	4	2798	92 - 94 kW	D	538	7
8140.43S.4030	94,400	4	2798	92 - 94 kW	D	538	7
8140.43S.4140	94,400	4	2798	92 - 94 kW	D	538	7
8140.43S.4300	94,400	4	2798	92 - 94 kW	D	538	7
8140.43S.4320	94,400	4	2798	92 - 94 kW	D	538	7
8140.43S.4330	94,400	4	2798	92 - 94 kW	D	538	7
8140.43S.4400	94,400	4	2798	92 - 94 kW	D	538	7
8140.43S.4420	94,400	4	2798	92 - 94 kW	D	538	7
8140.43S.4430	94,400	4	2798	92 - 94 kW	D	538	7
8140.43S	94,400	4	2798	92 kW	D	538	7
8140.47.2700	93,000	4	2499	85 kW	D	538	4
8140.47.2711	93,000	4	2499	85 kW	D	537	2
8140.47.2721	93,000	4	2499	85 kW	D	538	4
8140.47.2785	93,000	4	2499	85 kW	D	538	4
8140.47.3700	93,000	4	2499	85 kW	D	537	2
8140.47.3711	93,000	4	2499	85 kW	D	537	2
8140.47.3721	93,000	4	2499	85 kW	D	537	2
8140.47.3731	93,000	4	2499	85 kW	D	537	2
8140.47B.3790	93,000	4	2499	78 - 83 kW	D	537	2
8140.47B.3795	93,000	4	2499	78 - 83 kW	D	537	2
8140.47R.2790	93,000	4	2499	76 - 80 kW	D	537	2
8140.47R.2795	93,000	4	2499	80 kW	D	537	2
8140.47R	93,000	4	2499	80 kW	D	537	2
8140.47S	93,000	4	2499	85 kW	D	537	2
8140.61.200	93,000	4	2445	53 kW	D	537	2
8140.61.300	93,000	4	2445	53 kW	D	537	2
8140.63.4000	94,400	4	2798	62 - 64 kW	D	538	7
8140.63	94,400	4	2798	62 - 64 kW	D	538	7
8140.67.2585	93,000	4	2500	55 - 63 kW	D	537	3
8140.67F.3700	93,000	4	2499	60 - 63 kW	D	538	6
8140.67F.3701	93,000	4	2499	60 kW	D	537	2
8140.67F.3710	93,000	4	2499	60 kW	D	537	2
8140.67F.3711	93,000	4	2499	60 kW	D	537	2
8140.67F.3713	93,000	4	2499	60 kW	D	537	2
8140.67F.3721	93,000	4	2499	60 kW	D	537	2
8140.67F.	93,000	4	2499	60 kW	D	537	3
8140.97.2781	93,000	4	2499	68 kW	D	537	2

ENGINE			ccm	kW			1 POS
8144.61.200	93,000	4	2445	53 kW	D	537	2
8149.03	94,400	4	2798	78 kW	G	538	7
8210.02.067	137,000	6	13798	191 kW	D	547	38
8210.02.069	137,000	6	13798	191 kW	D	547	38
8210.02.371	137,000	6	13798	191 kW	D	547	38
8210.02.373	137,000	6	13798	191 kW	D	547	38
8210.02.377	137,000	6	13798	191 kW	D	547	38
8210.02.393	137,000	6	13798	191 kW	D	547	38
8210.02.440	137,000	6	13798	191 kW	D	547	38
8210.02.441	137,000	6	13798	191 kW	D	547	38
8210.02.731	137,000	6	13798	191 kW	D	547	38
8210.02.A0321	137,000	6	13798	141 - 191 kW	D	547	38
8210.02.	137,000	6	13798	191 kW	D	547	38
8210.22.105	137,000	6	13798	243 kW	D	547	38
8210.22.171	137,000	6	13798	224 kW	D	547	38
8210.22.175	137,000	6	13798	224 kW	D	547	38
8210.22.183	137,000	6	13798	224 kW	D	547	38
8210.22.210	137,000	6	13798	224 kW	D	547	38
8210.22.236	137,000	6	13798	224 kW	D	547	38
8210.22.269	137,000	6	13798	224 kW	D	547	38
8210.22.317	137,000	6	13798	224 kW	D	547	38
8210.22.327	137,000	6	13798	224 kW	D	547	38
8210.22.385	137,000	6	13798	224 kW	D	547	38
8210.22.511	137,000	6	13798	224 kW	D	547	38
8210.22.521	137,000	6	13798	224 kW	D	547	38
8210.22.523	137,000	6	13798	224 kW	D	547	38
8210.22.525	137,000	6	13798	224 kW	D	547	38
8210.22.535	137,000	6	13798	224 kW	D	547	38
8210.22.537	137,000	6	13798	224 kW	D	547	38
8210.22.569	137,000	6	13798	224 kW	D	547	38
8210.22.869	137,000	6	13798	235 kW	D	547	38
8210.22X.069	137,000	6	13798	224 kW	D	547	38
8210.22X.235	137,000	6	13798	224 kW	D	547	38
8210.22X.523	137,000	6	13798	224 kW	D	547	38
8210.22X.575	137,000	6	13798	224 kW	D	547	38
8210.42 TCA	137,000	6	13798	272 kW	D	547	38
8210.42.061	137,000	6	13798	277 kW	D	547	38
8210.42.073	137,000	6	13798	277 kW	D	547	38
8210.42.101	137,000	6	13798	265 kW	D	547	38
8210.42.115	137,000	6	13798	265 kW	D	547	38
8210.42.151	137,000	6	13798	277 kW	D	547	38
8210.42.152	137,000	6	13798	277 kW	D	547	38
8210.42.154	137,000	6	13798	277 kW	D	547	38
8210.42.155	137,000	6	13798	277 kW	D	547	38
8210.42.161	137,000	6	13798	277 kW	D	547	38
8210.42.162	137,000	6	13798	277 kW	D	547	38
8210.42.165	137,000	6	13798	277 kW	D	547	38
8210.42.171	137,000	6	13798	277 kW	D	547	38
8210.42.172	137,000	6	13798	277 kW	D	547	38
8210.42.175	137,000	6	13798	277 kW	D	547	38
8210.42.181	137,000	6	13798	277 kW	D	547	38
8210.42.182	137,000	6	13798	277 kW	D	547	38
8210.42.185	137,000	6	13798	277 kW	D	547	38
8210.42.186	137,000	6	13798	277 kW	D	547	38
8210.42.191	137,000	6	13798	277 kW	D	547	38
8210.42.195	137,000	6	13798	277 kW	D	547	38
8210.42.210	137,000	6	13798	265 kW	D	547	38
8210.42.235	137,000	6	13798	265 kW	D	547	38
8210.42.237	137,000	6	13798	265 kW	D	547	38
8210.42.269	137,000	6	13798	265 kW	D	547	38
8210.42.270	137,000	6	13798	265 kW	D	547	38
8210.42.271	137,000	6	13798	265 kW	D	547	38



ENGINE	ccm	kW	1 POS	ENGINE	ccm	kW	1 POS
8210.42.500	137,000	6	13798	346 kW	D	547	38
8210.42.	137,000	6	13798	277 kW	D	547	38
8210.42K(TCA)	137,000	6	13798	272 kW	D	547	38
8210.42K.	137,000	6	13798	272 kW	D	547	38
8210.42L(TCA)	137,000	6	13798	309 kW	D	547	38
8210.42L.243	137,000	6	13798	243 kW	D	547	38
8210.42L.400	137,000	6	13798	309 kW	D	547	38
8210.42L.	137,000	6	13798	309 kW	D	547	38
8210.42M. TCA	137,000	6	13798	345 kW	D	547	38
8210.42M	137,000	6	13798	346 kW	D	547	38
8340.04.040	115,000	4	4570	73 kW	D	544	27
8340.04.200	115,000	4	4570	74 kW	D	544	27
8340.04.250	115,000	4	4570	74 kW	D	544	27
8340.04.300	115,000	4	4570	74 kW	D	544	27
8340.04.350	115,000	4	4570	74 kW	D	544	27
8340.04.362	115,000	4	4570	74 kW	D	544	27
8340.05.200	115,000	4	5401	84 kW	D	544	27
8360.05.200	115,000	6	8102	124 kW	D	544	27
8360.05.254	115,000	6	8102	124 kW	D	544	27
8360.05.673	115,000	6	8102	118 - 121 kW	D	544	27
8360.46.417 TCA	112,000	6	7685	196 kW	D	544	26
8360.46.417	112,000	6	7685	196 kW	D	544	26
8360.46R.416 TCA	112,000	6	7685	176 kW	D	544	26
8360.46	112,000	6	7685	196 kW	D	544	26
8365.25.500	115,000	6	8102	132 kW	D	544	27
8365.25.501	115,000	6	8102	118 kW	D	544	27
8365.25.502	115,000	6	8102	118 - 133 kW	D	544	27
8365.25.503	115,000	6	8102	118 kW	D	544	27
8365.25.533	115,000	6	8102	133 kW	D	544	27
8460.21.002	120,000	6	9498	177 kW	D	545	29
8460.21.010	120,000	6	9498	177 kW	D	545	29
8460.21.102	120,000	6	9498	191 - 192 kW	D	545	29
8460.21.202	120,000	6	9498	177 kW	D	545	29
8460.21.206	120,000	6	9498	177 kW	D	545	29
8460.21.601	120,000	6	9498	191 kW	D	545	29
8460.21.611	120,000	6	9498	154 kW	D	545	29
8460.41 B	120,000	6	9498	214 kW	D	545	30
8460.41 M	120,000	6	9498	278 kW	D	545	29
8460.41 R	120,000	6	9498	214 - 276 kW	D	545	29
8460.41 S	120,000	6	9498	254 kW	D	545	29
8460.41 T	120,000	6	9498	185 kW	D	545	29
8460.41.102	120,000	6	9498	234 kW	D	545	29
8460.41.124	120,000	6	9498	234 kW	D	545	29
8460.41.160	120,000	6	9498	236 kW	D	545	29
8460.41C. TCA	120,000	6	9498	221 kW	D	545	29
8460.41C.320	120,000	6	9498	221 kW	D	545	29
8460.41C.	120,000	6	9498	221 kW	D	545	29
8460.41K. TCA	120,000	6	9498	254 kW	D	545	29
8460.41K.406	120,000	6	9498	254 kW	D	545	29
8460.41K.410	120,000	6	9498	254 kW	D	545	29
8460.41K.	120,000	6	9498	254 kW	D	545	29
8460.41L TCA	120,000	6	9498	276 kW	D	545	29
8460.41L.5020	120,000	6	9498	276 kW	D	545	29
8460.41N	120,000	6	9498	276 kW	D	545	29
BF4L 913 T	102,000	4	4086	64 - 78 kW	D	539	12
BF6L 913 /U	102,000	6	6128	124 kW	D	540	14
BF6L 913 T	102,000	6	6128	96 - 112 kW	D	540	14
BF6L 913	102,000	6	6128	118 - 124 kW	D	540	13
BF8L 413 F	125,000	8	12763	212 kW	D	545	33
BF8L 513	125,000	8	12763	225 - 250 kW	D	545	33
F10L 413 F	125,000	10	15953	235 kW	D	545	32
F1AE0481A	88,000	4	2287	70 kW	D	537	1
F1AE0481B	88,000	4	2287	85 kW	D	537	1
F1AE0481F	88,000	4	2287	70 kW	D	537	1
F1AE0481G	88,000	4	2287	85 kW	D	537	1
F1AE0481H	88,000	4	2287	100 kW	D	537	1
F1AE0481M	88,000	4	2287	100 kW	D	537	1
F1AE0481R	88,000	4	2287	85 kW	D	537	1
F1AE0481U	88,000	4	2287	78 kW	D	537	1
F1AE0481V	88,000	4	2287	93 kW	D	537	1
F1AE3481A	88,000	4	2287	78 kW	D	537	1
F1AE3481B	88,000	4	2287	93 kW	D	537	1
F1AE3481C	88,000	4	2287	107 kW	D	537	1
F1AFL411A	88,000	4	2287	78 kW	D	537	1
F1AFL411B	88,000	4	2287	93 kW	D	537	1
F1AFL411C	88,000	4	2287	107 kW	D	537	1
F1CE0441A	95,800	4	2998	100 kW	G	539	8
F1CE0481A	95,800	4	2998	100 - 114 kW	D	539	8
F1CE0481B	95,800	4	2998	122 kW	D	539	8
F1CE0481L	95,800	4	2998	107 kW	D	539	8
F1CE3481C	95,800	4	2998	125 kW	D	539	8
F1CE3481D	95,800	4	2998	150 kW	D	539	8
F1CE3481J	95,800	4	2998	107 kW	D	539	8
F1CE3481K	95,800	4	2998	125 kW	D	539	8
F1CE3481L	95,800	4	2998	103 - 110 kW	D	539	8
F1CFA401A	95,800	4	2998	100 kW	G	539	9
F1CFA401B	95,800	4	2998	100 kW	G	539	9
F1CFL411E	95,800	4	2998	107 kW	D	539	9
F1CFL411F	95,800	4	2998	125 kW	D	539	9
F1CFL411G	95,800	4	2998	150 kW	D	539	9
F1CFL411H	95,800	4	2998	125 kW	D	539	9
F1CFL411J	95,800	4	2998	107 kW	D	539	9
F2BE0641	115,000	6	7790	200 - 243 kW	G	544	28
F2BE0681A	115,000	6	7790	259 kW	D	544	28
F2BE0681B	115,000	6	7790	228 kW	D	544	28
F2BE0681C	115,000	6	7790	200 kW	D	544	28
F2BE0681DA	115,000	6	7790	180 kW	D	544	28
F2BE0681DB	115,000	6	7790	180 kW	D	544	28
F2BE0681D	115,000	6	7790	180 kW	D	544	28
F2BE0681E	115,000	6	7790	218 kW	D	544	28
F2BE0681F	115,000	6	7790	200 kW	D	544	28
F2BE1682G	115,000	6	7790	228 - 259 kW	D	544	28
F2BE3681A	115,000	6	7790	265 kW	D	544	28
F2BE3681B	115,000	6	7790	243 kW	D	544	28
F2BE3681C	115,000	6	7790	228 kW	D	544	28
F2BE3682B	115,000	6	7790	243 kW	D	544	28
F2BE3682C	115,000	6	7790	213 kW	D	544	28
F2BE3682D	115,000	6	7790	180 kW	D	544	28
F3BE0681A	135,000	6	12882	397 - 412 kW	D	546	36
F3BE0681B	135,000	6	12882	368 kW	D	546	36
F3BE0681C	135,000	6	12882	324 kW	D	546	36
F3BE0681D	135,000	6	12882	330 kW	D	546	36
F3BE0681E	135,000	6	12882	353 kW	D	546	36
F3BE0681F	135,000	6	12882	367 kW	D	546	36
F3BE0681G	135,000	6	12882	280 kW	D	546	36
F3BE0681H	135,000	6	12882	294 kW	D	546	36
F3BE0681J	135,000	6	12882	265 kW	D	546	36
F3BE0681K	135,000	6	12882	367 kW	D	546	36
F3BE0681V	135,000	6	12882	309 kW	D	546	36
F3BE3681A	135,000	6	12882	412 kW	D	546	36
F3BE3681B	135,000	6	12882	368 kW	D	546	36
F3BE3681C	135,000	6	12882	332 kW	D	546	36
F3BE3681D	135,000	6	12882	302 kW	D	546	36
F3BE3681E	135,000	6	12882	382 kW	D	546	36

			ccm	kW			1 POS				ccm	kW			1 POS
F3BE3681F	135,000	6	12882	353 kW	D	546	36	F3HFE611B	135,000	6	12882	368 kW	D	546	37
F3BE3681G	135,000	6	12882	324 kW	D	546	36	F4L 913	102,000	4	4086	64 kW	D	540	15
F3HFE611/410	135,000	6	12882	301 - 302 kW	D	546	37	F6L 413 F	125,000	6	9570	141 kW	D	545	32
F3HFE611/450	135,000	6	12882	331 kW	D	546	37	F6L 413	120,000	6	8478	132 kW	D	545	31
F3HFE611/500	135,000	6	12882	368 kW	D	546	37	F6L 913	102,000	6	6128	96 - 124 kW	D	541	16
F3HFE611/560	135,000	6	12882	412 kW	D	546	37	F8L 413 F	125,000	8	12763	162 - 212 kW	D	545	33
F3HFE611A	135,000	6	12882	412 kW	D	546	37	F8L 513	128,000	8	13382	168 - 194 kW	D	545	34



88,000 mm								1	
F1AE0481A, F1AE0481B, F1AE0481F, F1AE0481G, F1AE0481H, F1AE0481M, F1AE0481R, F1AE0481U, F1AE0481V, F1AE3481A, F1AE3481B, F1AE3481C, F1AFL411A, F1AFL411B, F1AFL411C,									
402002-00-4								5 pairs	
-25-4	1,2,4	HL	AL	71,182	75,577	27,000	↑ LO1G	2,174	3 pairs
-50-4				71,208	75,614		↓ L		
	3	FL ↓ HL	AL	71,182	75,577	30,960	↑ LO1G	2,174	1 pair
				71,208	75,614		↓ L		
	5	HL	AL	76,182	80,588	27,000	↑ LO1G	1,174	1 pair
				76,208	80,614		↓ L		
432002-00-4								4 pairs	
-25-4	1-4	PL	CU2	59,015	62,833	23,750	↑ L	1,884	
-50-4				59,038	62,848		↓ L		
93,000 mm								2	
8140.07.2585, 8140.07.2700, 8140.07.2701, 8140.07.2710, 8140.07.2711, 8140.07.2713, 8140.07.3700, 8140.07.3710, 8140.07.3711, 8140.07.3712, 8140.07.3713, 8140.21.200, 8140.21.201, 8140.21.202, 8140.21.203, 8140.21.212, 8140.21.214, 8140.21.290, 8140.27 S, 8140.27.215, 8140.27.218, 8140.27.2720, 8140.27R.2700, 8140.27R.2780, 8140.27R.2786, 8140.27R.2787, 8140.27S.2700, 8140.27S.2701, 8140.27S.2710, 8140.27S.2711, 8140.27S.2720, 8140.27S.2721, 8140.27S.2730, 8140.27S.2731, 8140.27S.2750, 8140.27S.2751, 8140.27S.2760, 8140.27S.2761, 8140.27S.2770, 8140.27S.2771, 8140.27S.2801, 8140.27S.2811, 8140.27S.2885, 8140.27S.3700, 8140.27S.3701, 8140.27S.3711, 8140.27S.3720, 8140.27S.3721, 8140.27S.3750, 8140.27S.3751, 8140.27S.3760, 8140.27S.3761, 8140.27S.3770, 8140.27S.3771, 8140.27S.3780, 8140.27S.3781, 8140.27S.3811, 8140.47.2711, 8140.47.3700, 8140.47.3711, 8140.47.3721, 8140.47.3731, 8140.47B.3790, 8140.47B.3795, 8140.47R.2790, 8140.47R.2795, 8140.47R, 8140.47S, 8140.61.200, 8140.61.300, 8140.67F.3701, 8140.67F.3710, 8140.67F.3711, 8140.67F.3713, 8140.67F.3721, 8140.97.2781, 8144.61.200,									
403806-00-4 *								5 pairs	
-25-4	1-4	HL	CU3	76,187	80,586	24,990	↑ LO1G	2,172	4 pairs
-50-4				76,200	80,607		↓ L		
	5	FL	CU3	76,187	80,586	31,950	↑ LO1G	2,172	1 pair
				76,200	80,607		↓ L		
433807-00-4								4 pairs	
-25-4	1-4	PL	CU3	56,520	60,333	24,700	↑ L	1,870	
-50-4				56,535	60,345		↓ L		
433815-00-4								4 pairs	
-25-4	1-4	PL	CU3	56,520	60,333	24,700	↑ LO1	1,870	
-50-4				56,535	60,345		↓ LO1		
93,000 mm								3	
8140.07.2712, 8140.27.2582, 8140.67.2585, 8140.67F.,									
401108-00-4								5 pairs	
-25-4	1-4	HL	CU3	80,182	84,588	23,800	↑ LO1G	2,164	4 pairs
-50-4				80,208	84,614		↓ L		
	5	FL	CU3	86,182	90,588	30,950	↑ LO1G	2,164	1 pair
				86,208	90,614		↓ L		
433807-00-4								4 pairs	
-25-4	1-4	PL	CU3	56,520	60,333	24,700	↑ L	1,870	
-50-4				56,535	60,345		↓ L		
433815-00-4								4 pairs	
-25-4	1-4	PL	CU3	56,520	60,333	24,700	↑ LO1	1,870	
-50-4				56,535	60,345		↓ LO1		



93,000 mm 4

8140.27.2700 , 8140.47.2700 , 8140.47.2721 , 8140.47.2785 ,

401108-00-4 5 pairs

-25-4	1-4	HL	CU3	80,182	84,588	23,800	↑ LO1G	2,164	4 pairs
-50-4				80,208	84,614		↓ L		
	5	FL	CU3	86,182	90,588	30,950	↑ LO1G	2,164	1 pair
				86,208	90,614		↓ L		

403806-00-4 * 5 pairs

-25-4	1-4	HL	CU3	76,187	80,586	24,990	↑ LO1G	2,172	4 pairs
-50-4				76,200	80,607		↓ L		
	5	FL	CU3	76,187	80,586	31,950	↑ LO1G	2,172	1 pair
				76,200	80,607		↓ L		

433807-00-4 4 pairs

-25-4	1-4	PL	CU3	56,520	60,333	24,700	↑ L	1,870	
-50-4				56,535	60,345		↓ L		

433815-00-4 4 pairs

-25-4	1-4	PL	CU3	56,520	60,333	24,700	↑ LO1	1,870	
-50-4				56,535	60,345		↓ LO1		

93,000 mm 5

8140 SC 27.02 , 8140.27.2811 , 8140.27R.2782 ,

433807-00-4 4 pairs

-25-4	1-4	PL	CU3	56,520	60,333	24,700	↑ L	1,870	
-50-4				56,535	60,345		↓ L		

433815-00-4 4 pairs

-25-4	1-4	PL	CU3	56,520	60,333	24,700	↑ LO1	1,870	
-50-4				56,535	60,345		↓ LO1		

93,000 mm 6

8140.67F.3700

403806-00-4 * 5 pairs

-25-4	1-4	HL	CU3	76,187	80,586	24,990	↑ LO1G	2,172	4 pairs
-50-4				76,200	80,607		↓ L		
	5	FL	CU3	76,187	80,586	31,950	↑ LO1G	2,172	1 pair
				76,200	80,607		↓ L		

433815-00-4 4 pairs

-25-4	1-4	PL	CU3	56,520	60,333	24,700	↑ LO1	1,870	
-50-4				56,535	60,345		↓ LO1		

94,400 mm 7

8140.23.2585 , 8140.23.3700 , 8140.23.3701 , 8140.23.3710 , 8140.23.3711 , 8140.23.3713 , 8140.23.3720 , 8140.23.3721 , 8140.23.3730 , 8140.23.3731 , 8140.23.3750 , 8140.23.3751 , 8140.23.3760 , 8140.23.3801 , 8140.23.3811 , 8140.23.3821 , 8140.23 , 8140.43.2585 , 8140.43.3700 , 8140.43.3711 , 8140.43.3713 , 8140.43.3718 , 8140.43.3721 , 8140.43.3723 , 8140.43.3728 , 8140.43.3731 , 8140.43.3900 , 8140.43.3911 , 8140.43.3921 , 8140.43.3931 , 8140.43.K , 8140.43. , 8140.43B.4300 , 8140.43B.4305 , 8140.43B.4320 , 8140.43B.4325 , 8140.43B.4330 , 8140.43B.4335 , 8140.43B , 8140.43C.4000 , 8140.43C.4005 , 8140.43C.4020 , 8140.43C.4021 , 8140.43C.4025 , 8140.43C.4026 , 8140.43C.4030 , 8140.43C.4031 , 8140.43C.4035 , 8140.43C.4036 , 8140.43C , 8140.43K.4000 , 8140.43K.4020 , 8140.43K.4030 , 8140.43N.4300 , 8140.43N.4320 , 8140.43N.4330 , 8140.43N.4400 , 8140.43N.4430 , 8140.43N , 8140.43P , 8140.43R.4300 , 8140.43R.4320 , 8140.43R.4330 , 8140.43R.4400 , 8140.43R.4420 , 8140.43R.4430 , 8140.43R , 8140.43S.4000 , 8140.43S.4020 , 8140.43S.4030 , 8140.43S.4140 , 8140.43S.4300 , 8140.43S.4320 , 8140.43S.4330 , 8140.43S.4400 , 8140.43S.4420 , 8140.43S.4430 , 8140.43S , 8140.63.4000 , 8140.63 , 8149.03 ,

401108-00-4 5 pairs

-25-4	1-4	HL	CU3	80,182	84,588	23,800	↑ LO1G	2,164	4 pairs
-50-4				80,208	84,614		↓ L		
	5	FL	CU3	86,182	90,588	30,950	↑ LO1G	2,164	1 pair
				86,208	90,614		↓ L		

433807-00-4 4 pairs

-25-4	1-4	PL	CU3	56,520	60,333	24,700	↑ L	1,870	
-50-4				56,535	60,345		↓ L		



95,800 mm										8
F1CE0441A , F1CE0481A , F1CE0481B , F1CE0481L , F1CE3481C , F1CE3481D , F1CE3481J , F1CE3481K , F1CE3481L ,										
402002-00-4										5 pairs
-25-4	1,2,4	HL	AL	71,182	75,577	27,000	↑ LO1G	2,174	3 pairs	
-50-4				71,208	75,614		↓ L			
	3	FL ↓ HL	AL	71,182	75,577	30,960	↑ LO1G	2,174	1 pair	
				71,208	75,614		↓ L			
	5	HL	AL	76,182	80,588	27,000	↑ LO1G	1,174	1 pair	
				76,208	80,614		↓ L			
95,800 mm										9
F1CFA401A , F1CFA401B , F1CFL411E , F1CFL411F , F1CFL411G , F1CFL411H , F1CFL411J ,										
402002-00-4										5 pairs
-25-4	1,2,4	HL	AL	71,182	75,577	27,000	↑ LO1G	2,174	3 pairs	
-50-4				71,208	75,614		↓ L			
	3	FL ↓ HL	AL	71,182	75,577	30,960	↑ LO1G	2,174	1 pair	
				71,208	75,614		↓ L			
	5	HL	AL	76,182	80,588	27,000	↑ LO1G	1,174	1 pair	
				76,208	80,614		↓ L			
432002-00-4										4 pairs
-25-4	1-4	PL	CU2	59,015	62,833	23,750	↑ L	1,884		
-50-4				59,038	62,848		↓ L			
100,000 mm										10
8045.06										
402009-00-4										5 pairs
-25-4	1-5	HL	CU2	79,791	84,200	25,000	↑ LO1	2,179		
-50-4				79,810	84,230		↓ L			
-75-4										
402015-00-4										5 pairs
-25-4	1-5	HL	CU3	79,781	84,200	24,990	↑ LO1G	2,178		
				79,791	84,230		↓ L			
402015-00-6										7 pairs
	1-7	HL	CU3	79,781	84,200	24,990	↑ LO1G	2,178		
				79,791	84,230		↓ L			
412005-00-2										2 pairs
	1-2	AS	CU2	87,779	111,510		↑ L G	3,429		
				88,033	111,764		↓ G			
432016-00-4										4 pairs
-25-4	1-4	PL	CU2	63,725	67,407	28,700	↑ L	1,815		
				63,744	67,422		↓ L			
442001-00-4										4 pairs
	1-4	PB	CU2	38,005	41,846	34,800	↑ O1G	2,250		
				38,012	41,884		↓			
100,000 mm										11
8060.02.001 , 8060.02.003 ,										
402003-00-1										1 pair
		HL	CU2	76,187	80,587	25,000	↑ LO1G	2,172		
				76,200	80,607		↓ L			
432003-00-4										4 pairs
-25-4	1-4	PL	CU2	58,730	62,408	28,700	↑ LO1	1,816		
-50-4				58,743	62,420		↓ LO1			
102,000 mm										12
BF4L 913 T										
411503-00-2										2 pairs
		AS	AL	87,000	100,614		↑ G	2,985	1 pair	
				87,350	100,964		↓ L G			
		AS	AL	87,000	107,614		↑ G	2,985	1 pair	
				87,350	107,964		↓ L G			



102,000 mm	13
-------------------	-----------

BF6L 913

401502-00-6										7 pairs
-25-6	1-7	HL	CU3	74,971	79,000	25,000	↑ LO1G		1,980	
-50-6				74,990	79,019		↓ LO1G			
-75-6										
411503-00-2										2 pairs
		AS	AL	87,000	100,614		↑ G		2,985	1 pair
				87,350	100,964		↓ L G			
		AS	AL	87,000	107,614		↑ G		2,985	1 pair
				87,350	107,964		↓ L G			
431502-00-1										1 pair
-25-1		PL	CU3	65,971	70,000	25,000	↑ L		1,985	
-50-1				65,990	70,019		↓ L			

102,000 mm	14
-------------------	-----------

BF6L 913 /U , BF6L 913 T ,

401502-00-6										7 pairs
-25-6	1-7	HL	CU3	74,971	79,000	25,000	↑ LO1G		1,980	
-50-6				74,990	79,019		↓ LO1G			
-75-6										
411503-00-2										2 pairs
		AS	AL	87,000	100,614		↑ G		2,985	1 pair
				87,350	100,964		↓ L G			
		AS	AL	87,000	107,614		↑ G		2,985	1 pair
				87,350	107,964		↓ L G			

102,000 mm	15
-------------------	-----------

F4L 913

401501-00-1										1 pair
-25-1		HL	AL	69,971	74,500	27,000	↑ LO1G		2,229	
-50-1				69,990	74,519		↓ LO1G			
-75-1										
401501-00-4										5 pairs
-25-4	1-5	HL	AL	69,971	74,500	27,000	↑ LO1G		2,229	
-50-4				69,990	74,519		↓ LO1G			
-75-4										
-100-4										
-125-4										
-150-4										
411502-00-2										2 pairs
		AS	AL	79,000	94,614		↑ G		2,985	1 pair
				79,300	94,964		↓ L G			
		AS	AL	79,000	101,614		↑ G		2,985	1 pair
				79,300	101,964		↓ L G			
431501-00-1										1 pair
-25-1		PL	AL	59,941	64,000	25,000	↑ L		2,000	
-50-1				59,960	64,019		↓ L			
-75-1										
431501-00-4										4 pairs
-25-4	1-4	PL	AL	59,941	64,000	25,000	↑ L		2,000	
-50-4				59,960	64,019		↓ L			
-75-4										
-100-4										
-125-4										
-150-4										



102,000 mm								16
F6L 913								
401501-00-1								1 pair
-25-1		HL	AL	69,971	74,500	27,000	↑ LO1G	2,229
-50-1				69,990	74,519		↓ LO1G	
-75-1								
401501-00-4								5 pairs
-25-4	1-5	HL	AL	69,971	74,500	27,000	↑ LO1G	2,229
-50-4				69,990	74,519		↓ LO1G	
-75-4								
-100-4								
-125-4								
-150-4								
411502-00-2								2 pairs
		AS	AL	79,000	94,614		↑ G	2,985
				79,300	94,964		↓ L	1 pair
		AS	AL	79,000	101,614		↑ G	2,985
				79,300	101,964		↓ L	1 pair
431501-00-1								1 pair
-25-1		PL	AL	59,941	64,000	25,000	↑ L	2,000
-50-1				59,960	64,019		↓ L	
-75-1								
103,000 mm								17
8040.04.200								
402003-00-1								1 pair
		HL	CU2	76,187	80,587	25,000	↑ LO1G	2,172
				76,200	80,607		↓ L	
402003-00-4								5 pairs
-25-4	1,5	HL	CU2	76,187	80,587	25,000	↑ LO1G	2,172
-50-4				76,200	80,607		↓ L	
-75-4								
432003-00-4								4 pairs
-25-4	1-4	PL	CU2	58,730	62,408	28,700	↑ LO1	1,816
-50-4				58,743	62,420		↓ LO1	
103,000 mm								18
8060.04.051 , 8060.04.055 , 8060.04.060 , 8060.04.070 , 8060.04.620 , 8060.04.621 , 8060.04.630 , 8060.04.639 , 8060.04.658 , 8060.04.660 , 8060.04.669 , 8060.04.670 , 8060.04.672 , 8060.04.675 , 8060.04.689 , 8060.24.601 , 8060.24.670 , 8060.24.671 , 8060.24.678 , 8062.24.070 ,								
402003-00-1								1 pair
		HL	CU2	76,187	80,587	25,000	↑ LO1G	2,172
				76,200	80,607		↓ L	
432003-00-4								4 pairs
-25-4	1-4	PL	CU2	58,730	62,408	28,700	↑ LO1	1,816
-50-4				58,743	62,420		↓ LO1	
104,000 mm								19
8040.05.200								
402015-00-4								5 pairs
-25-4	1-5	HL	CU3	79,781	84,200	24,990	↑ LO1G	2,178
				79,791	84,230		↓ L	
402015-00-6								7 pairs
	1-7	HL	CU3	79,781	84,200	24,990	↑ LO1G	2,178
				79,791	84,230		↓ L	
412005-00-2								2 pairs
	1-2	AS	CU2	87,779	111,510		↑ L	3,429
				88,033	111,764		↓ G	
432016-00-4								4 pairs
-25-4	1-4	PL	CU2	63,725	67,407	28,700	↑ L	1,815
				63,744	67,422		↓ L	
442001-00-4								4 pairs
	1-4	PB	CU2	38,005	41,846	34,800	↑ O1G	2,250
				38,012	41,884		↓	



104,000 mm

20

8060.05.000 , 8060.05.200 , 8060.05.201 , 8060.05.203 , 8060.05.246 , 8060.05.270 , 8060.05.280 , 8060.05.284 , 8060.05.285 , 8060.05.286 , 8060.05.288 , 8060.05.289 , 8060.25.600 , 8060.25.601 , 8060.25.602 , 8060.25.603 , 8060.25.604 , 8060.25.669 , 8060.25.670 , 8060.25.678 , 8060.25.679 , 8060.25R.4200 LTC , 8060.25R.4200 , 8060.25R.4210 , 8060.25R.4220 , 8060.25R.4225 , 8060.25R.4230 , 8060.25R.4240 , 8060.25R.4250 , 8060.25R.4280 , 8060.25R.4285 , 8060.25R.4290 , 8060.25R.4295 , 8060.25R.4300 , 8060.25R.4360 , 8060.25R.4362 , 8060.25R.4750 , 8060.25R.4755 , 8060.25R.4760 , 8060.25R.4764 , 8060.25R.4960 , 8060.25R.4967 , 8060.25R.4968 , 8060.25R.4970 , 8060.25R.4973 , 8060.25R.4980 , 8060.25V.4000 , 8060.25V.4010 , 8060.25V.4020 , 8060.25V.4025 , 8060.25V.4030 , 8060.25V.4040 , 8060.25V.4050 , 8060.25V.4060 , 8060.25V.4080 , 8060.25V.4090 , 8060.25V.4100 , 8060.25V.4105 , 8060.25V.4110 , 8060.25V.4160 , 8060.25V.4165 , 8060.25V.4170 , 8060.25V.4175 , 8060.25V.4720 , 8060.25V.4722 , 8060.25V.4724 , 8060.25V.4725 , 8060.25V.4800 , 8060.25V.4900 , 8060.25V.4920 , 8060.25V.4925 , 8060.25V.4950 , 8060.25V.4952 , 8060.25V.4953 , 8060.45.4100 TCA , 8060.45.4100 , 8060.45.4110 , 8060.45.4120 , 8060.45.4130 , 8060.45.4150 , 8060.45.4180 , 8060.45.4403 , 8060.45.4700 , 8060.45.4702 , 8060.45.4704 , 8060.45.4706 , 8060.45.4708 , 8060.45.5200 , 8060.45.5201 , 8060.45.5203 , 8060.45.5205 , 8060.45.5210 , 8060.45.5211 , 8060.45.5220 , 8060.45.5221 , 8060.45.5223 , 8060.45.5232 , 8060.45.5233 , 8060.45.5234 , 8060.45.5235 , 8060.45.5250 , 8060.45.5251 , 8060.45.5255 , 8060.45.6090 , 8060.45A.4100 , 8060.45B.4385 , 8060.45B.4386 , 8060.45B.5100 , 8060.45B.5101 , 8060.45B.5103 , 8060.45B.5105 , 8060.45B.5110 , 8060.45B.5111 , 8060.45B.5112 , 8060.45B.5113 , 8060.45B.5120 , 8060.45B.5121 , 8060.45B.5123 , 8060.45B.5124 , 8060.45B.5145 , 8060.45B.5146 , 8060.45B.5150 , 8060.45B.5151 , 8060.45B.5153 , 8060.45B.5155 , 8060.45B.5185 , 8060.45B.5186 , 8060.45B , 8060.45K.6090 , 8060.45L.4485 , 8060.45L.4486 , 8060.45L , 8060.45M.7281 , 8060.45M.7285 , 8060.45M.7286 , 8060.45M , 8060.45R.4245 , 8060.45R.5000 , 8060.45R.5001 , 8060.45R.5003 , 8060.45R.5005 , 8060.45R.5010 , 8060.45R.5011 , 8060.45R.5013 , 8060.45R.5015 , 8060.45R.5050 , 8060.45R.5051 , 8060.45S TCA , 8060.45S.6000 , 8060.45S.6010 , 8060.45S.6020 , 8060.45S.6030 , 8060.45S.6040 , 8060.45S.6045 , 8060.45S.6052 , 8060.45S.6110 , 8060.45S.6120 , 8060.45S.6130 , 8060.45S.6140 , 8060.45S.6150 , 8060.45S.6203 , 8060.45S.6700 , 8060.45S.6705 , 8060.45S.6706 , 8060.45S.6707 , 8060.45S.6710 , 8060.45S.6711 , 8060.45S.6800 , 8060.45S.6912 , 8060.45S.7200 , 8060.45S.7201 , 8060.45S.7203 , 8060.45S.7205 , 8060.45S.7210 , 8060.45S.7211 , 8060.45S.7213 , 8060.45S.7215 , 8060.45S.7250 , 8060.45S.7251 , 8060.45S.7253 , 8060.45S.7255 , 8060.45X.4180 , 8060.45 , 8061.05 ,

402009-00-4								5 pairs
-25-4	1-5	HL	CU2	79,791	84,200	25,000	↑ LO1	2,179
-50-4				79,810	84,230		↓ L	
-75-4								
402015-00-4								5 pairs
-25-4	1-5	HL	CU3	79,781	84,200	24,990	↑ LO1G	2,178
				79,791	84,230		↓ L	
402015-00-6								7 pairs
	1-7	HL	CU3	79,781	84,200	24,990	↑ LO1G	2,178
				79,791	84,230		↓ L	
412005-00-2								2 pairs
	1-2	AS	CU2	87,779	111,510		↑ L G	3,429
				88,033	111,764		↓ G	
432016-00-6								6 pairs
-25-6	1-6	PL	CU2	63,725	67,407	28,700	↑ L	1,815
				63,744	67,422		↓ L	
442001-00-4								4 pairs
	1-4	PB	CU2	38,005	41,846	34,800	↑ O1G	2,250
				38,012	41,884		↓	



104,000 mm							21		
8040.05.203 , 8040.05.232 , 8040.05.233 , 8040.05.235 , 8040.25.201 , 8040.25.202 , 8040.25.203 , 8040.25.207 , 8040.25.208 , 8040.25.222 , 8040.25.223 , 8040.25.225 , 8040.25.229 , 8040.25.231 , 8040.25.233 , 8040.25.234 , 8040.45.4010 , 8040.45.4020 , 8040.45.4030 , 8040.45.4035 , 8040.45.4050 , 8040.45.4303 , 8040.45.4380 , 8040.45.5200 , 8040.45.5201 , 8040.45.5203 , 8040.45.5205 , 8040.45.5280 , 8040.45.5281 , 8040.45D.5100 , 8040.45D.5101 , 8040.45D.5103 , 8040.45D.5105 , 8040.45X.4180 ,									
402009-00-4							5 pairs		
-25-4	1-5	HL	CU2	79,791	84,200	25,000	↑ LO1		2,179
-50-4				79,810	84,230		↓ L		
-75-4									
402015-00-4							5 pairs		
-25-4	1-5	HL	CU3	79,781	84,200	24,990	↑ LO1G		2,178
				79,791	84,230		↓ L		
402015-00-6							7 pairs		
	1-7	HL	CU3	79,781	84,200	24,990	↑ LO1G		2,178
				79,791	84,230		↓ L		
412005-00-2							2 pairs		
	1-2	AS	CU2	87,779	111,510		↑ L G		3,429
				88,033	111,764		↓ G		
432009-00-4							4 pairs		
-25-4	1-4	PL	CU2	63,725	67,407	28,700	↑ L G		1,815
-50-4				63,744	67,422		↓ L		
-75-4									
432016-00-4							4 pairs		
-25-4	1-4	PL	CU2	63,725	67,407	28,700	↑ L		1,815
				63,744	67,422		↓ L		
442001-00-4							4 pairs		
	1-4	PB	CU2	38,005	41,846	34,800	↑ O1G		2,250
				38,012	41,884		↓		
104,000 mm							22		
8040.05.230 , 8040.05.4990 , 8040.25.200 , 8040.25.220 , 8040.25.230 R , 8040.25B.4200 , 8040.25B.4220 , 8040.25X.4000 , 8040.25X.4010 , 8040.25X.4020 , 8040.25X.4030 , 8040.25X.4035 , 8040.25X.4040 , 8040.25X.4045 , 8040.45.4000 , 8040.45.4180 , 8040.45 ,									
402009-00-4							5 pairs		
-25-4	1-5	HL	CU2	79,791	84,200	25,000	↑ LO1		2,179
-50-4				79,810	84,230		↓ L		
-75-4									
402015-00-4							5 pairs		
-25-4	1-5	HL	CU3	79,781	84,200	24,990	↑ LO1G		2,178
				79,791	84,230		↓ L		
402015-00-6							7 pairs		
	1-7	HL	CU3	79,781	84,200	24,990	↑ LO1G		2,178
				79,791	84,230		↓ L		
412005-00-2							2 pairs		
	1-2	AS	CU2	87,779	111,510		↑ L G		3,429
				88,033	111,764		↓ G		
432016-00-4							4 pairs		
-25-4	1-4	PL	CU2	63,725	67,407	28,700	↑ L		1,815
				63,744	67,422		↓ L		
442001-00-4							4 pairs		
	1-4	PB	CU2	38,005	41,846	34,800	↑ O1G		2,250
				38,012	41,884		↓		
104,000 mm							23		
8040.25									
412005-00-2							2 pairs		
	1-2	AS	CU2	87,779	111,510		↑ L G		3,429
				88,033	111,764		↓ G		



104,000 mm 24

8045.05

402009-00-4 5 pairs									
-25-4	1-5	HL	CU2	79,791	84,200	25,000	↑ LO1		2,179
-50-4				79,810	84,230		↓ L		
-75-4									
412005-00-2 2 pairs									
	1-2	AS	CU2	87,779	111,510		↑ L	G	3,429
				88,033	111,764		↓	G	
442001-00-4 4 pairs									
	1-4	PB	CU2	38,005	41,846	34,800	↑ O1G		2,250
				38,012	41,884		↓		

104,000 mm 25

8065.E

402015-00-4 5 pairs									
-25-4	1-5	HL	CU3	79,781	84,200	24,990	↑ LO1G		2,178
				79,791	84,230		↓ L		
402015-00-6 7 pairs									
	1-7	HL	CU3	79,781	84,200	24,990	↑ LO1G		2,178
				79,791	84,230		↓ L		
412005-00-2 2 pairs									
	1-2	AS	CU2	87,779	111,510		↑ L	G	3,429
				88,033	111,764		↓	G	
432016-00-6 6 pairs									
-25-6	1-6	PL	CU2	63,725	67,407	28,700	↑ L		1,815
				63,744	67,422		↓ L		
442001-00-4 4 pairs									
	1-4	PB	CU2	38,005	41,846	34,800	↑ O1G		2,250
				38,012	41,884		↓		

112,000 mm 26

8360.46.417 TCA , 8360.46.417 , 8360.46R.416 TCA , 8360.46 ,

412005-00-2 2 pairs									
	1-2	AS	CU2	87,779	111,510		↑ L	G	3,429
				88,033	111,764		↓	G	

115,000 mm 27

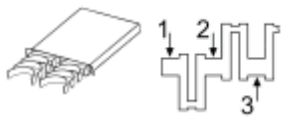
8340.04.040 , 8340.04.200 , 8340.04.250 , 8340.04.300 , 8340.04.350 , 8340.04.362 , 8340.05.200 , 8360.05.200 , 8360.05.254 , 8360.05.673 , 8365.25.500 , 8365.25.501 , 8365.25.502 , 8365.25.503 , 8365.25.533 ,

412005-00-2 2 pairs									
	1-2	AS	CU2	87,779	111,510		↑ L	G	3,429
				88,033	111,764		↓	G	

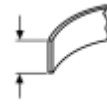
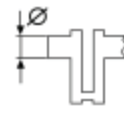
115,000 mm 28

F2BE0641 , F2BE0681A , F2BE0681B , F2BE0681C , F2BE0681DA , F2BE0681DB , F2BE0681D , F2BE0681E , F2BE0681F , F2BE1682G , F2BE3681A , F2BE3681B , F2BE3681C , F2BE3682B , F2BE3682C , F2BE3682D ,

402011-00-6 7 pairs									
-50-6		HL	CU3	82,910	89,000	33,000	↑ LO1G		3,010
				82,940	89,030		↓ L		6 pairs
		FL	CU3	82,910	89,000	39,850	↑ O1G		3,010
				82,940	89,030		↓		1 pair
432013-00-6 6 pairs									
	1-6	PL	CU3	72,915	77,000	35,500	↑ L		2,010
				72,945	77,030		↓ L		



Type



120,000 mm

29

8460.21.002 , 8460.21.010 , 8460.21.102 , 8460.21.202 , 8460.21.206 , 8460.21.601 , 8460.21.611 , 8460.41 M , 8460.41 R , 8460.41 S , 8460.41 T , 8460.41.102 , 8460.41.124 , 8460.41.160 , 8460.41C. TCA , 8460.41C.320 , 8460.41C. , 8460.41K. TCA , 8460.41K.406 , 8460.41K.410 , 8460.41K. , 8460.41L TCA , 8460.41L.5020 , 8460.41N ,

402012-00-6										7 pairs
1-6	HL	CU3	89,958 89,980	96,000 96,022	32,700	↑ LO1G ↓ L	2,991	6 pairs		
7	HL	CU3	89,022 89,958	96,000 96,022	44,500	↑ LO1G ↓ L	2,991	1 pair		
432010-00-6										6 pairs
1-6	PL	CU2	81,978 82,000	86,213 86,235	35,400	↑ L ↓ L	2,089			

120,000 mm

30

8460.41 B

403601-00-4										5 pairs
-25-4	1	HL	69,812 69,825	74,079 74,105	33,150	↑ LO1G ↓ L G	2,089	1 pair		
-50-4										
-75-4	2,4	HL	69,825 69,840	74,070 74,091	25,400	↑ LO1G ↓ LO1G	2,089	2 pairs		
	3,5	HL	69,812 69,825	74,079 74,105	40,767	↑ LO1G ↓ LO1G	2,089	2 pairs		
432010-00-6										6 pairs
1-6	PL	CU2	81,978 82,000	86,213 86,235	35,400	↑ L ↓ L	2,089			

120,000 mm

31

F6L 413

431505-00-1										1 pair
-25-1		PL	74,971 74,990	80,000 80,019	27,800		2,475			

125,000 mm

32

F10L 413 F , F6L 413 F ,

431505-00-1										1 pair
-25-1		PL	74,971 74,990	80,000 80,019	27,800		2,475			

125,000 mm

33

BF8L 413 F , BF8L 513 , F8L 413 F ,

401506-00-8										5 pairs
-25-8	1-4	HL	94,966 94,988	101,000 101,022	29,000	↑ LO1G ↓ L	2,970	4 pairs		
	5	FL	94,966 94,988	101,000 101,022	40,820	↑ LO1G ↓ L	2,970	1 pair		
431505-00-1										1 pair
-25-1		PL	74,971 74,990	80,000 80,019	27,800		2,475			

128,000 mm

34

F8L 513

401506-00-8										5 pairs
-25-8	1-4	HL	94,966 94,988	101,000 101,022	29,000	↑ LO1G ↓ L	2,970	4 pairs		
	5	FL	94,966 94,988	101,000 101,022	40,820	↑ LO1G ↓ L	2,970	1 pair		
431505-00-1										1 pair
-25-1		PL	74,971 74,990	80,000 80,019	27,800		2,475			



130,000 mm **35**

203 A/61.000 , 203 A/61 , 203 H/61 ,

402060-00-6 **7 pairs**

-25-6	1	HL	CU3	92,062	96,583	54,900	↑ LO2G	2,190	1 pair
-50-6				92,087	96,596		↓ LO2G		
	2,3,5,6	HL	CU3	92,062	96,583	32,990	↑ LO2G	2,190	4 pairs
				92,087	96,596		↓ LO2G		
	4	HL	CU3	92,062	96,583	67,000	↑ LO2G	2,190	1 pair
				92,087	96,596		↓ LO2G		
	7	HL	CU3	92,062	96,583	70,990	↑ LO2G	2,190	1 pair
				92,087	96,596		↓ LO2G		

412060-00-2 **2 pairs**

		AS	AL	103,378	119,888		↑ G	2,362	
				103,632	120,142		↓ G		

432060-00-6 **6 pairs**

-25-6	1-6	PL	CU3	81,800	85,585	43,250	↑ LO1G	1,835	
-50-6				81,826	85,598		↓ LO1G		

442060-00-6 **6 pairs**

	1-6	PB	CU2	47,983	53,010	50,000	↑ O1G	3,200	
				47,998	53,061		↓		

135,000 mm **36**

F3BE0681A , F3BE0681B , F3BE0681C , F3BE0681D , F3BE0681E , F3BE0681F , F3BE0681G , F3BE0681H , F3BE0681J , F3BE0681K , F3BE0681V , F3BE3681A , F3BE3681B , F3BE3681C , F3BE3681D , F3BE3681E , F3BE3681F , F3BE3681G ,

402008-00-6 **7 pairs**

	1-6	HL	CU3	99,970	106,300	39,000	↑ LO1G	3,130	6 pairs
				100,000	106,330		↓ L		
	1	FL	CU3	99,970	106,300	47,850	↑ LO1G	3,130	1 pair
				100,000	106,330		↓ L		

432008-00-6 **6 pairs**

	1-6	PL	CU3	89,970	94,000	43,500	↑ L	1,980	
				90,000	94,030		↓ L		

135,000 mm **37**

F3HFE611/410 , F3HFE611/450 , F3HFE611/500 , F3HFE611/560 , F3HFE611A , F3HFE611B ,

402008-00-6 **7 pairs**

	1-6	HL	CU3	99,970	106,300	39,000	↑ LO1G	3,130	6 pairs
				100,000	106,330		↓ L		
	1	FL	CU3	99,970	106,300	47,850	↑ LO1G	3,130	1 pair
				100,000	106,330		↓ L		









137,000 mm

38

8210.02.067 , 8210.02.069 , 8210.02.371 , 8210.02.373 , 8210.02.377 , 8210.02.393 , 8210.02.440 , 8210.02.441 , 8210.02.731 , 8210.02.A0321 , 8210.02. ,
 8210.22.105 , 8210.22.171 , 8210.22.175 , 8210.22.183 , 8210.22.210 , 8210.22.236 , 8210.22.269 , 8210.22.317 , 8210.22.327 , 8210.22.385 , 8210.22.511 ,
 8210.22.521 , 8210.22.523 , 8210.22.525 , 8210.22.535 , 8210.22.537 , 8210.22.569 , 8210.22.869 , 8210.22X.069 , 8210.22X.235 , 8210.22X.523 , 8210.22X.575 ,
 8210.42 TCA , 8210.42.061 , 8210.42.073 , 8210.42.101 , 8210.42.115 , 8210.42.151 , 8210.42.152 , 8210.42.154 , 8210.42.155 , 8210.42.161 , 8210.42.162 ,
 8210.42.165 , 8210.42.171 , 8210.42.172 , 8210.42.175 , 8210.42.181 , 8210.42.182 , 8210.42.185 , 8210.42.186 , 8210.42.191 , 8210.42.195 , 8210.42.210 ,
 8210.42.235 , 8210.42.237 , 8210.42.269 , 8210.42.270 , 8210.42.271 , 8210.42.500 , 8210.42. , 8210.42K(TCA) , 8210.42L(TCA) , 8210.42L.243 ,
 8210.42L.400 , 8210.42L. , 8210.42M. TCA , 8210.42M ,

402010-00-6										7 pairs
-25-6	1	HL	CU2	102,879	107,976	37,410	↑ LO1G	2,490	1 pair	
				102,901	108,001		↓ L			
	2,3,5,6	HL	CU2	102,879	107,976	34,820	↑ LO1	2,490	4 pairs	
				102,901	108,001		↓ L			
4	HL	CU2	102,879	107,976	54,380	↑ LO1G	2,490	1 pair		
				102,901	108,001		↓ L			
7	HL	CU2	102,879	107,976	37,410	↑ LO1G	2,490	1 pair		
				102,901	108,001		↓ L			
432012-00-6										6 pairs
-25-6	1-6	PL	CU2	84,713	88,482	40,250	↑ L	1,836		
				84,735	88,504		↓ L			
442060-00-6										6 pairs
	1-6	PB	CU2	47,983	53,010	50,000	↑ O1G	3,200		
				47,998	53,061		↓			

	 ENGINE	 00000	ccm		kW		 1 POS
K3 2.8 TD	4JB1-T4B	01.14	2771	D	68 kW	550	3
K5 2.8 TD	4JB1-T4B	01.14	2771	D	68 kW	550	3
REFINE M5 I 2.5 D	D4BH	01.02 - 01.08	2476	D	76 kW	550	2



ENGINE	\varnothing	ccm	kW	D	550	1 POS
4JB1-T4B	93,000	4 2771	68 kW	D	550	3
D4BH	91,100	4 2476	59 - 76 kW	D	550	2








ENGINE	\varnothing	ccm	kW	D	550	1 POS
F8B	68,500	3 796	27 kW	B	550	1



Type











68,500 mm								1	
F8B									
433506-00-3								3 pairs	
-25-3	1-3	PL	AL	37,981	40,998	18,011	↑ LO1	1,491	
-50-3				37,991	41,021		↓ LO1		
-75-3									
91,100 mm								2	
D4BH									
408701-00-4								5 pairs	
-25-4	1,2,4,5	HL	AL	65,979	69,999	25,130	↑ LO2G	1,990	4 pairs
-50-4				65,999	70,020		↓ L		
-75-4	3	FL	AL	65,979	69,999	30,950	↑ LO2	1,990	1 pair
				65,999	70,020		↓ LO2		
438703-00-4								4 pairs	
-25-4	1-4	PL	AL	52,980	56,020	25,130	↑ L	1,493	
-50-4				52,980	56,020		↓ L		
-75-4									
93,000 mm								3	
4JB1-T4B									
403504-00-4								5 pairs	
-25-4	1-5	HL	AL	69,916	73,975	23,000	↑ LO2G	2,004	
-50-4				69,931	74,000		↓ L		
433505-00-4								4 pairs	
-25-4	1-4	PL	AL	52,918	55,984	25,800	↑ L	1,513	
-50-4				52,931	55,999		↓ L		



							
F-PACE (X761) 3.0 SDV6 AWD	306DT(AJTDV6)	09.15	2993	D	221 kW	553	1
X-TYPE I (X400) 2.0 D	FMBA	07.03 - 11.09	1998	D	96 kW	553	2
X-TYPE I (X400) 2.0 D	FMBB	07.03 - 11.09	1998	D	96 kW	553	2
X-TYPE I (X400) 2.2 D	QJBA	10.05 - 11.09	2198	D	110 kW	553	2
X-TYPE I (X400) 2.2 D	QJBA	10.05 - 11.09	2198	D	114 kW	553	2
X-TYPE I (X400) 2.2 D	QJBA	01.07 - 11.09	2198	D	107 kW	553	2
X-TYPE I Kombi (X400) 2.0 D	FMBA	02.04 - 12.09	1998	D	96 kW	553	2
X-TYPE I Kombi (X400) 2.0 D	FMBB	02.04 - 12.09	1998	D	96 kW	553	2
X-TYPE I Kombi (X400) 2.2 D	QJBA	10.05 - 12.09	2198	D	110 kW	553	2
X-TYPE I Kombi (X400) 2.2 D	QJBA	10.05 - 12.09	2198	D	114 kW	553	2
X-TYPE I Kombi (X400) 2.2 D	QJBA	01.07 - 12.09	2198	D	107 kW	553	2
XF I (X250) 3.0 D	306DT(AJTDV6)	03.09 - 04.15	2993	D	155 kW	553	1
XF I (X250) 3.0 D	306DT(AJTDV6)	03.09 - 04.15	2993	D	177 kW	553	1
XF I (X250) 3.0 D	306DT(AJTDV6)	03.09 - 04.15	2993	D	202 kW	553	1
XF II (X260) 3.0 D	306DT(AJTDV6)	05.15	2993	D	221 kW	553	1
XF SPORTBRAKE (X250) 3.0 D	306DT(AJTDV6)	09.12 - 04.14	2993	D	177 kW	553	1
XF SPORTBRAKE (X250) 3.0 D	306DT(AJTDV6)	09.12 - 04.14	2993	D	202 kW	553	1
XF SPORTBRAKE (X260) 3.0 D	306DT(AJTDV6)	07.17	2993	D	221 kW	553	1
XJ (X351) 3.0 SDV6	306DT(AJTDV6)	10.09 - 04.16	2993	D	202 kW	553	1
XJ (X351) 3.0 SDV6	306DT(AJTDV6)	01.15	2993	D	221 kW	553	1









JAGUAR



			ccm	kW			1 POS				ccm	kW			1 POS
306DT(AJTDV6)	84,000	6	2993	155 - 221 kW	D	553	1	FMBB	86,000	4	1998	96 kW	D	553	2
FMBA	86,000	4	1998	96 kW	D	553	2	QJBA	86,000	4	2198	107 - 114 kW	D	553	2

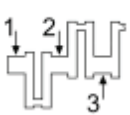


84,000 mm										1
306DT(AJTDV6)										
400605-00-6										4 pairs
1,2,3	HL	AL	69,898	75,009	19,900	↑	O1G	2,497	3 pairs	
		↓ CU3	69,980	75,029			↓			
4	FL	AL	69,898	75,009	23,600	↑	O1G	2,497	1 pair	
		↓ CU3	69,980	75,029	↓ 23,000		↓			
430603-00-6										6 pairs
1-6	PL	CU3	62,969	65,999	14,700			1,491		
			62,979	66,010						
86,000 mm										2
FMBA, FMBB, QJBA,										
402102-00-4										5 pairs
-25-4	1	HL	69,940	74,520	19,580	↑	O2G	2,250	1 pair	
-50-4			69,940	74,520			↓			
	2,4,5	HL	64,940	69,520	24,080	↑	O2G	2,250	3 pairs	
			64,940	69,520	↓ 23,280		↓			
	3	FL	69,940	74,520	30,150	↑	O2G	2,250	1 pair	
		↓ HL	69,940	74,520	↓ 23,280		↓			
432106-00-4										4 pairs
-25-4	1-4	PL	52,980	55,996	24,450			1,487		
-50-4			53,000	56,016						

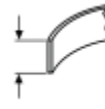
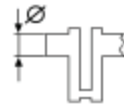
							
CHEROKEE (KL) 2.0 T-GDi 4x4	EC1	09.18	1995	B	200 kW	556	8
CHEROKEE (KL) 2.0 T-GDi	EC1	01.19	1995	B	200 kW	556	8
CHEROKEE (XJ) 2.1 D 4x4	J8S 742	10.86 - 09.92	2068	D	59 kW	557	9
CHEROKEE (XJ) 2.1 TD	J8S	05.84 - 09.01	2068	D	64 kW	557	9
CHEROKEE (XJ) 2.1 TD	J8S	06.89 - 03.92	2068	D	59 kW	557	9
CJ5 - CJ8 2.1 D	J8S-800	01.83 - 12.87	2068	D	44 kW	557	9
COMANCHE (MJ) 2.1 D 4x4	J8S-814	09.85 - 09.90	2068	D	63 kW	557	9
COMANCHE (MJ) 2.1 D	J8S-814	09.85 - 09.90	2068	D	63 kW	557	9
COMPASS (MK49) 2.2 CRD 4x4	OM 651.925	12.10	2143	D	120 kW	556	7
COMPASS (MP, M6, MV, M7) 1.4 MultiAir 4x4	552 63 623	03.17	1368	B	125 kW	556	1
COMPASS (MP, M6, MV, M7) 1.4 MultiAir 4x4	EAQ	03.17	1368	B	125 kW	556	1
COMPASS (MP, M6, MV, M7) 1.4 MultiAir	552 63 623	03.17	1368	B	120 kW	556	1
COMPASS (MP, M6, MV, M7) 1.4 MultiAir	552 63 624	03.17	1368	B	103 kW	556	1
COMPASS (MP, M6, MV, M7) 1.4 MultiAir	EAM	03.17	1368	B	120 kW	556	1
COMPASS (MP, M6, MV, M7) 1.4 MultiAir	EAQ	03.17	1368	B	103 kW	556	1
COMPASS (MP, M6, MV, M7) 1.4 MultiAir	EAQ	03.17	1368	B	120 kW	556	1
COMPASS (MP, M6, MV, M7) 2.0 Flex 4x4	ECL	09.17	1995	B/E	122 kW	557	10
COMPASS (MP, M6, MV, M7) 2.0 Flex	ECG	01.16	1995	B/E	122 kW	557	10
COMPASS (MP, M6, MV, M7) 2.0 Flex	ECL	01.16	1995	B/E	122 kW	557	10
GRAND CHEROKEE IV (WK, WK2) 3.0 CRD V6 4x4	EXF	02.11	2987	D	140 kW	556	5
GRAND CHEROKEE IV (WK, WK2) 3.0 CRD V6 4x4	EXF	02.11	2987	D	177 kW	556	5
GRAND CHEROKEE IV (WK, WK2) 3.0 CRD V6 4x4	EXF	07.13	2987	D	184 kW	556	5
GRAND CHEROKEE IV (WK, WK2) 3.0 CRD V6 4x4	EXF	01.11	2987	D	160 kW	556	5
GRAND CHEROKEE IV (WK, WK2) 3.0 CRD	EXF	09.13	2987	D	179 kW	556	5
GRAND CHEROKEE IV (WK, WK2) 3.0 TD V6 4x4	EXF	04.14	2987	D	179 kW	556	5
GRAND CHEROKEE VAN (WK2) 3.0 CRD	EXF	01.17	2987	D	140 kW	556	5
GRAND CHEROKEE VAN (WK2) 3.0 CRD	EXF	07.13	2987	D	184 kW	556	5
RENEGADE SUV (BU, B1, BV) 1.4 4x4	552 63 623	07.14	1368	B	125 kW	556	1
RENEGADE SUV (BU, B1, BV) 1.4 4x4	EAM	07.14	1368	B	125 kW	556	1
RENEGADE SUV (BU, B1, BV) 1.4 4x4	EAM	07.14	1368	B	119 kW	556	1
RENEGADE SUV (BU, B1, BV) 1.4	552 63 624	07.14	1368	B	103 kW	556	1
RENEGADE SUV (BU, B1, BV) 1.4	552 63 624	01.16	1368	B	100 kW	556	1
RENEGADE SUV (BU, B1, BV) 1.4	EAM	07.14	1368	B	103 kW	556	1
RENEGADE SUV (BU, B1, BV) 1.4	EAM	07.14	1368	B	119 kW	556	1
RENEGADE SUV (BU, B1, BV) 1.8 16V Flex 4x4	EBF	04.15	1747	B/E	97 kW	556	3
RENEGADE SUV (BU, B1, BV) 1.8 16V Flex	370 A0.011	04.15	1747	B/E	97 kW	556	2
RENEGADE SUV (BU, B1, BV) 1.8 16V Flex	370 A0.011	01.16	1747	B/E	102 kW	556	2
RENEGADE SUV (BU, B1, BV) 1.8 16V Flex	EBD	04.15	1796	B/E	97 kW	556	6
RENEGADE SUV (BU, B1, BV) 1.8 16V Flex	EBD	01.16	1796	B/E	102 kW	556	6
RENEGADE SUV (BU, B1, BV) 1.8 16V Flex	EBF	04.15	1747	B/E	97 kW	556	3
RENEGADE SUV (BU, B1, BV) 1.8 16V Flex	EBF	01.16	1747	B/E	102 kW	556	3
RENEGADE SUV (BU, B1, BV) 1.8	EBF	02.16	1747	B	97 kW	556	3
RENEGADE SUV (BU, B1, BV) 1.8	EBF	02.16	1747	B	88 kW	556	3
RENEGADE VAN (BU, B1) 1.4 4x4	552 63 623	07.14	1368	B	125 kW	556	1
RENEGADE VAN (BU, B1) 1.4	552 63 624	07.14	1368	B	103 kW	556	1
WRANGLER IV (JL) 2.0 T-GDi (JL72, JL74)	EC1	11.17	1995	B	199 kW	556	8
WRANGLER IV (JL) 2.0 T-GDi (JL72, JL74)	EC1	01.19	1995	B	200 kW	556	8



ENGINE	ccm			kW	B	556	1 POS	ENGINE	ccm			kW	B	557	1 POS
	Ø	4	1368						Ø	4	1368				
370 A0.011	80,500	4	1747	97 - 102 kW	B	556	2	ECG	88,000	4	1995	122 kW	B	557	10
552 63 623	72,000	4	1368	103 - 125 kW	B	556	1	ECL	88,000	4	1995	122 kW	B	557	10
552 63 624	72,000	4	1368	100 - 103 kW	B	556	1	EXF	83,000	6	2987	140 - 184 kW	D	556	5
BMM	81,000	4	1968	103 kW	D	556	4	J8S 742	86,000	4	2068	59 kW	D	557	9
EAM	72,000	4	1368	103 - 125 kW	B	556	1	J8S-800	86,000	4	2068	44 kW	D	557	9
EAQ	72,000	4	1368	100 - 125 kW	B	556	1	J8S-814	86,000	4	2068	63 - 65 kW	D	557	9
EBD	83,000	4	1796	85 - 91 kW	B	556	6	J8S-890	86,000	4	2068	65 kW	D	557	9
EBF	80,500	4	1747	88 - 102 kW	B	556	3	J8S	86,000	4	2068	59 - 64 kW	D	557	9
EC1	84,000	4	1995	199 - 200 kW	B	556	8	OM 651.925	83,000	4	2143	100 - 120 kW	D	556	7



Type



72,000 mm

1

552 63 623 , 552 63 624 , EAM , EAQ ,

400102-00-4										6 pairs
-25-4	1-5	HL	AL	47,980	51,705	19,000	↑ LO2G	1,848	5 pairs	
-50-4				48,000	51,718		↓ LO2G			
-75-4										
-100-4	3	AS	AL	52,000	68,766			2,325	1 pair	
				52,200	69,020					

80,500 mm

2

370 A0.011

430101-00-4										4 pairs
-25-4	1-4	PL	AL	50,787	53,901	19,500	↑ L	1,534		
-50-4				50,807	53,913		↓ L			

80,500 mm

3

EBF

400101-00-4										5 pairs
-25-4	1,2,4,5	HL	AL	52,982	56,705	20,750	↑ LO2G	1,843	4 pairs	
-50-4				53,000	56,718		↓ LO2G			
	3	HL	AL	52,982	56,705	20,750	↑ LO2	1,838	1 pair	
				53,000	56,718		↓ LO2			

430101-00-4										4 pairs
-25-4	1-4	PL	AL	50,787	53,901	19,500	↑ L	1,534		
-50-4				50,807	53,913		↓ L			

81,000 mm

4

BMM

405021-00-4										5 pairs
-25-4	1-5	HL	AL	53,958	59,000	18,500	↑ LO1G	2,501		
-50-4				53,978	59,012		↓ L			

415001-00-2										2 pairs
-10-2		AS	AL	59,500	72,950		↑ G	1,975		
-20-2				59,750	73,200		↓ L G			

83,000 mm

5

EXF

401114-00-6										4 pairs
	1-4	HL	CU3 PY		78,001	16,700	↑ L	1,999		
					78,021		↓ L			

83,000 mm

6

EBD

430101-00-4										4 pairs
-25-4	1-4	PL	AL	50,787	53,901	19,500	↑ L	1,534		
-50-4				50,807	53,913		↓ L			

83,000 mm

7

OM 651.925

401020-00-4										5 pairs
-25-4	1,2,4,5	HL	AL	59,940	64,000	20,500	↑ LO1G	2,008	4 pairs	
			↓ SP	59,965	64,019		↓ L			
	3	FL	AL	59,940	64,000	26,240	↑ LO1G	2,008	1 pair	
			↓ SP	59,965	64,019		↓ L			

431029-00-4										4 pairs
-25-4	1-4	PL	SP	51,940	55,600	20,500	↑ L	1,809		
			↓ AL	51,965	55,614		↓ L			

84,000 mm

8

EC1

412002-00-1										1 pair
-10-1		AS	CU2	59,000	73,600		↑ G	2,360		
-15-1				59,250	73,850		↓ G			



86,000 mm							9		
J8S 742 , J8S-800 , J8S-814 , J8S-890 , J8S ,									
401101-00-4									5 pairs
-25-4	1-5	HL	AL	62,873	66,668	23,500	↑ LO3G	1,884	
-50-4				62,892	66,687		↓ LO3G		
-75-4									
-100-4									
431101-00-4									4 pairs
-25-4	1-4	PL	AL	56,267	60,005	20,750	↑ LO1	1,842	
-50-4				56,286	60,019		↓ L		
-75-4									
-100-4									
443802-00-4									4 pairs
	1-4	PB	CU2	28,002	30,000	25,250	↑ O1	1,200	
				28,010	30,021		↓		
88,000 mm							10		
ECG , ECL ,									
412002-00-1									1 pair
-10-1		AS	CU2	59,000	73,600		↑ G	2,360	
-15-1				59,250	73,850		↓ G		

siehe Motorenliste
see engline list
voir la liste des moteurs
ver lista de motores
см. список двигателей
تالكر حطلا قمىق رظنا



ENGINE	\varnothing	ccm	kW			1 POS
BF 10 L 413 F	125,000	10	15953	265 kW	D	563 14
BF 12 L 413 FC	125,000	12	19144	268 - 386 kW	D	563 14
BF 12 L 413 FW	125,000	12	19144	228 - 287 kW	D	563 14
BF 12 L 413 F	125,000	12	19144	268 - 353 kW	D	563 14
BF 12 L 413	120,000	12	16964	305 kW	D	563 12
BF 4 L 1011 F	91,000	4	2731	28 - 56 kW	D	560 1
BF 4 L 1011	91,000	4	2731	50 - 56 kW	D	560 2
BF 4 L 913 T	102,000	4	4086	64 - 78 kW	D	561 7
BF 4 L 913	102,000	4	4086	78 - 81 kW	D	561 6
BF 6 L 912	100,000	6	5655	88 - 100 kW	D	560 4
BF 6 L 913 T	102,000	6	6128	85 - 112 kW	D	562 9
BF 6 L 913	102,000	6	6128	118 - 124 kW	D	562 8
BF 8 L 413 F	125,000	8	12763	212 - 235 kW	D	563 14
BF 8 L 513 LC	125,000	8	13745	265 - 274 kW	D	563 14
BF 8 L 513-225	125,000	8	12763	225 kW	D	563 14
BF 8 L 513-243	125,000	8	12763	243 kW	D	563 15
F 10 L 413 F	125,000	10	15953	235 kW	D	563 14
F 10 L 413	120,000	10	14140	167 - 224 kW	D	563 12

ENGINE	\varnothing	ccm	kW			1 POS
F 12 L 413 F	125,000	12	19144	224 - 282 kW	D	563 14
F 12 L 413	120,000	12	16960	250 kW	D	563 12
F 12 L 513	128,000	12	20074	282 kW	D	563 16
F 4 L 1011	91,000	4	2731	36 - 44 kW	D	560 2
F 4 L 912	100,000	4	3770	55 kW	D	561 5
F 4 L 913	102,000	4	4086	50 - 78 kW	D	562 10
F 6 L 413 F	125,000	6	9572	125 - 141 kW	D	563 14
F 6 L 413 V	120,000	6	8822	125 kW	D	563 12
F 6 L 413	120,000	6	8478	99 - 130 kW	D	563 12
F 6 L 812 D	95,000	6	5100	74 kW	D	560 3
F 6 L 812	95,000	6	5104	55 - 74 kW	D	560 3
F 6 L 912	100,000	6	5655	48 - 82 kW	D	560 4
F 6 L 913	102,000	6	6128	96 kW	D	563 11
F 8 L 413 F	125,000	8	12763	147 - 188 kW	D	563 14
F 8 L 413 W	120,000	8	11310	132 - 162 kW	D	563 13
F 8 L 413	120,000	8	11310	169 kW	D	563 13
F 8 L 513	128,000	8	13383	168 - 177 kW	D	563 16



91,000 mm 1

BF 4 L 1011 F

401508-00-1								1 pair
-25-1		HL	AL	69,970	75,000	28,000	↑ LO1G	2,490
-50-1				69,990	75,019		↓ LO1G	
411507-00-1								1 pair
1		AS	AL	75,500	89,750		↑ L G	2,450
				75,750	90,000		↓ L G	

91,000 mm 2

BF 4 L 1011 , F 4 L 1011 ,

401508-00-1								1 pair
-25-1		HL	AL	69,970	75,000	28,000	↑ LO1G	2,490
-50-1				69,990	75,019		↓ LO1G	
411507-00-1								1 pair
1		AS	AL	75,500	89,750		↑ L G	2,450
				75,750	90,000		↓ L G	
431508-00-1								1 pair
-25-1		PL	AL	54,970	58,500	25,600	↑ L	1,748
-50-1				54,990	58,520		↓ L	

95,000 mm 3

F 6 L 812 D , F 6 L 812 ,

401501-00-1								1 pair
-25-1		HL	AL	69,971	74,500	27,000	↑ LO1G	2,229
-50-1				69,990	74,519		↓ LO1G	
-75-1								
401501-00-4								5 pairs
-25-4	1-5	HL	AL	69,971	74,500	27,000	↑ LO1G	2,229
-50-4				69,990	74,519		↓ LO1G	
-75-4								
-100-4								
-125-4								
-150-4								

100,000 mm 4

BF 6 L 912 , F 6 L 912 ,

401501-00-1								1 pair
-25-1		HL	AL	69,971	74,500	27,000	↑ LO1G	2,229
-50-1				69,990	74,519		↓ LO1G	
-75-1								
401501-00-4								5 pairs
-25-4	1-5	HL	AL	69,971	74,500	27,000	↑ LO1G	2,229
-50-4				69,990	74,519		↓ LO1G	
-75-4								
-100-4								
-125-4								
-150-4								
411502-00-2								2 pairs
		AS	AL	79,000	94,614		↑ G	2,985
				79,300	94,964		↓ L G	1 pair
		AS	AL	79,000	101,614		↑ G	2,985
				79,300	101,964		↓ L G	1 pair
431501-00-1								1 pair
-25-1		PL	AL	59,941	64,000	25,000	↑ L	2,000
-50-1				59,960	64,019		↓ L	
-75-1								



100,000 mm **5**

F 4 L 912

401501-00-1 1 pair										
-25-1		HL	AL	69,971	74,500	27,000	↑ LO1G		2,229	
-50-1				69,990	74,519		↓ LO1G			
-75-1										
401501-00-4 5 pairs										
-25-4	1-5	HL	AL	69,971	74,500	27,000	↑ LO1G		2,229	
-50-4				69,990	74,519		↓ LO1G			
-75-4										
-100-4										
-125-4										
-150-4										
411502-00-2 2 pairs										
		AS	AL	79,000	94,614		↑ G		2,985	1 pair
				79,300	94,964		↓ L	G		
		AS	AL	79,000	101,614		↑ G		2,985	1 pair
				79,300	101,964		↓ L	G		
431501-00-1 1 pair										
-25-1		PL	AL	59,941	64,000	25,000	↑ L		2,000	
-50-1				59,960	64,019		↓ L			
-75-1										
431501-00-4 4 pairs										
-25-4	1-4	PL	AL	59,941	64,000	25,000	↑ L		2,000	
-50-4				59,960	64,019		↓ L			
-75-4										
-100-4										
-125-4										
-150-4										

102,000 mm **6**

BF 4 L 913

411503-00-2 2 pairs										
		AS	AL	87,000	100,614		↑ G		2,985	1 pair
				87,350	100,964		↓ L	G		
		AS	AL	87,000	107,614		↑ G		2,985	1 pair
				87,350	107,964		↓ L	G		
431502-00-1 1 pair										
-25-1		PL	CU3	65,971	70,000	25,000	↑ L		1,985	
-50-1				65,990	70,019		↓ L			

102,000 mm **7**

BF 4 L 913 T

411503-00-2 2 pairs										
		AS	AL	87,000	100,614		↑ G		2,985	1 pair
				87,350	100,964		↓ L	G		
		AS	AL	87,000	107,614		↑ G		2,985	1 pair
				87,350	107,964		↓ L	G		



102,000 mm	8
-------------------	----------

BF 6 L 913									
401502-00-6									7 pairs
-25-6 -50-6 -75-6	1-7	HL	CU3	74,971 74,990	79,000 79,019	25,000	↑ LO1G ↓ LO1G	1,980	
411503-00-2									2 pairs
		AS	AL	87,000 87,350	100,614 100,964		↑ G ↓ L	2,985	1 pair
		AS	AL	87,000 87,350	107,614 107,964		↑ G ↓ L	2,985	1 pair
431502-00-1									1 pair
-25-1 -50-1		PL	CU3	65,971 65,990	70,000 70,019	25,000	↑ L ↓ L	1,985	

102,000 mm	9
-------------------	----------






BF 6 L 913 T									
401502-00-6									7 pairs
-25-6 -50-6 -75-6	1-7	HL	CU3	74,971 74,990	79,000 79,019	25,000	↑ LO1G ↓ LO1G	1,980	
411503-00-2									2 pairs
		AS	AL	87,000 87,350	100,614 100,964		↑ G ↓ L	2,985	1 pair
		AS	AL	87,000 87,350	107,614 107,964		↑ G ↓ L	2,985	1 pair

102,000 mm	10
-------------------	-----------

F 4 L 913									
401501-00-1									1 pair
-25-1 -50-1 -75-1		HL	AL	69,971 69,990	74,500 74,519	27,000	↑ LO1G ↓ LO1G	2,229	
401501-00-4									5 pairs
-25-4 -50-4 -75-4 -100-4 -125-4 -150-4	1-5	HL	AL	69,971 69,990	74,500 74,519	27,000	↑ LO1G ↓ LO1G	2,229	
411502-00-2									2 pairs
		AS	AL	79,000 79,300	94,614 94,964		↑ G ↓ L	2,985	1 pair
		AS	AL	79,000 79,300	101,614 101,964		↑ G ↓ L	2,985	1 pair
431501-00-1									1 pair
-25-1 -50-1 -75-1		PL	AL	59,941 59,960	64,000 64,019	25,000	↑ L ↓ L	2,000	
431501-00-4									4 pairs
-25-4 -50-4 -75-4 -100-4 -125-4 -150-4	1-4	PL	AL	59,941 59,960	64,000 64,019	25,000	↑ L ↓ L	2,000	








102,000 mm								11
F 6 L 913								
401501-00-1								1 pair
-25-1		HL	AL	69,971	74,500	27,000	↑ LO1G	2,229
-50-1				69,990	74,519		↓ LO1G	
-75-1								
401501-00-4								5 pairs
-25-4	1-5	HL	AL	69,971	74,500	27,000	↑ LO1G	2,229
-50-4				69,990	74,519		↓ LO1G	
-75-4								
-100-4								
-125-4								
-150-4								
411502-00-2								2 pairs
		AS	AL	79,000	94,614		↑ G	2,985
				79,300	94,964		↓ L	1 pair
		AS	AL	79,000	101,614		↑ G	2,985
				79,300	101,964		↓ L	1 pair
431501-00-1								1 pair
-25-1		PL	AL	59,941	64,000	25,000	↑ L	2,000
-50-1				59,960	64,019		↓ L	
-75-1								
120,000 mm								12
BF 12 L 413 , F 10 L 413 , F 12 L 413 , F 6 L 413 V , F 6 L 413 ,								
431505-00-1								1 pair
-25-1		PL	CU3	74,971	80,000	27,800		2,475
				74,990	80,019			
120,000 mm								13
F 8 L 413 W , F 8 L 413 ,								
401508-00-1								1 pair
-25-1		HL	AL	69,970	75,000	28,000	↑ LO1G	2,490
-50-1				69,990	75,019		↓ LO1G	
431505-00-1								1 pair
-25-1		PL	CU3	74,971	80,000	27,800		2,475
				74,990	80,019			
125,000 mm								14
BF 10 L 413 F , BF 12 L 413 FC , BF 12 L 413 FW , BF 12 L 413 F , BF 8 L 413 F , BF 8 L 513 LC , BF 8 L 513-225 , F 10 L 413 F , F 12 L 413 F , F 6 L 413 F , F 8 L 413 F ,								
431505-00-1								1 pair
-25-1		PL	CU3	74,971	80,000	27,800		2,475
				74,990	80,019			
125,000 mm								15
BF 8 L 513-243								
401506-00-8								5 pairs
-25-8	1-4	HL	CU3	94,966	101,000	29,000	↑ LO1G	2,970
				94,988	101,022		↓ L	4 pairs
	5	FL	CU3	94,966	101,000	40,820	↑ LO1G	2,970
				94,988	101,022		↓ L	1 pair
431505-00-1								1 pair
-25-1		PL	CU3	74,971	80,000	27,800		2,475
				74,990	80,019			
128,000 mm								16
F 12 L 513 , F 8 L 513 ,								
431505-00-1								1 pair
-25-1		PL	CU3	74,971	80,000	27,800		2,475
				74,990	80,019			

			ccm		kW		1 POS
AVELLA (KBA1) 1.3	B3	11.95 - 12.01	1324	B	55 kW	571	5
AVELLA Schrägheck (KBA1) 1.3	B3	11.95 - 12.01	1324	B	55 kW	571	5
AVELLA Schrägheck (KBA1) 1.5	B5	02.98 - 10.01	1498	B	68 kW	572	13
BESTA Bus 2.0	RF	07.86 - 12.92	1998	D	51 kW	574	20
BESTA Bus 2.2 D	R2	07.86 - 12.03	2184	D	48 kW	574	20
BESTA Kasten 2.2 D	R2	02.96 - 12.03	2184	D	48 kW	574	20
BESTA Kasten 2.2 D	R2	01.93 - 12.98	2184	D	52 kW	574	20
BESTA Kasten 2.7 D	J2	01.93 - 01.00	2665	D	60 kW	575	24
BESTA Kasten 2.7 D	J2	10.97 - 12.05	2665	D	61 kW	575	24
BONGO Bus 2.4 TDCi	D4BH	10.03	2476	D	69 kW	574	23
BONGO Bus 2.7 D	J2	10.03	2665	D	59 kW	575	24
BONGO Kasten 2.5 CRDi	D4CB	01.12	2497	D	98 kW	574	22
BONGO Kasten 2.5 TDCi	D4BH	10.03	2476	D	69 kW	574	23
BONGO Kasten 2.7 D Allrad	J2	10.03 - 12.12	2665	D	61 kW	575	24
BONGO Kasten 2.7 D	J2	03.04 - 12.12	2665	D	61 kW	575	24
BONGO Kasten 2.7 D	J2	10.03	2665	D	59 kW	575	24
BONGO Pritsche/Fahrgestell (PU) 2.4 TDCi	D4BH	10.03	2476	D	69 kW	574	23
BONGO Pritsche/Fahrgestell (PU) 2.5 CRDi 4WD	D4CB	01.12	2497	D	98 kW	574	22
BONGO Pritsche/Fahrgestell (PU) 2.5 CRDi	D4CB	01.12	2497	D	98 kW	574	22
BONGO Pritsche/Fahrgestell (PU) 2.7 D 4WD (K70P)	J2	10.03	2665	D	61 kW	575	24
BONGO Pritsche/Fahrgestell (PU) 2.7 D 4WD	J2	01.12 - 12.15	2665	D	61 kW	575	24
BONGO Pritsche/Fahrgestell (PU) 2.7 D	J2	10.03	2665	D	59 kW	575	24
BONGO Pritsche/Fahrgestell (PU) 2.7 D	J2	01.04 - 12.09	2665	D	61 kW	575	24
BONGO Pritsche/Fahrgestell (PU) 3.0 D	JT	10.03	2957	D	66 kW	575	26
BONGO Pritsche/Fahrgestell (SR) 2.7 D	J2	09.89 - 09.99	2665	D	61 kW	575	24
BONGO Pritsche/Fahrgestell (W3) 2.2 D	R2	08.96 - 09.03	2184	D	48 kW	574	20
BONGO Pritsche/Fahrgestell (W3) 2.7 D	J2	04.98 - 08.04	2665	D	59 kW	575	24
BONGO Pritsche/Fahrgestell (W3) 3.0 D	JT	08.96 - 08.04	2957	D	66 kW	575	26
BONGO Pritsche/Fahrgestell (W3) LPG	J2	08.96 - 08.04	2665	D/G	60 kW	575	24
CADENZA II (YG) 2.2 CRDi	D4HB	01.16	2199	D	149 kW	573	19
CARENS II Großraumlimousine (FJ) 2.0 CRDi	D4EA-F	11.05	1991	D	103 kW	573	16
CARENS II Großraumlimousine (FJ) 2.0 CRDi	D4EA	07.02	1991	D	83 kW	573	15
CARENS II Großraumlimousine (FJ) 2.0 CRDi	D4EA	11.05	1991	D	103 kW	573	15
CARENS III Großraumlimousine (UN) 1.6 CRDi 110	D4FB	10.10	1582	D	85 kW	572	11
CARENS III Großraumlimousine (UN) 1.6 CRDi 128	D4FB	10.10	1582	D	94 kW	572	11
CARENS III Großraumlimousine (UN) 2.0 CRDi 115	D4EA	05.07	1991	D	85 kW	573	15
CARENS III Großraumlimousine (UN) 2.0 CRDi 135	D4EA	08.09	1991	D	100 kW	573	15
CARENS III Großraumlimousine (UN) 2.0 CRDi 140	D4EA-F	09.06	1991	D	103 kW	573	16
CARENS III Großraumlimousine (UN) 2.0 CRDi 140	D4EA	09.06	1991	D	103 kW	573	15
CARENS III Großraumlimousine (UN) 2.0 CRDi	D4EA	01.08 - 04.10	1991	D	104 kW	573	15
CARENS IV Van (A4) CRDi	D4FD	04.15	1685	D	85 kW	572	11
CARENS IV Van (A4) CRDi	D4FD	04.15	1685	D	100 kW	572	11
CARENS IV 1.7 CRDi	D4FD	03.13	1685	D	85 kW	572	11
CARENS IV 1.7 CRDi	D4FD	03.13	1685	D	100 kW	572	11
CARENS IV 1.7 CRDi	D4FD	07.15	1685	D	104 kW	572	11
CARENS IV 1.7 CRDi	D4FD	03.13	1685	D	99 kW	572	11
CARENS IV 1.7 CRDi	D4FD	07.18	1685	D	102 kW	572	11
CARNIVAL / GRAND CARNIVAL III (VQ) 2.2 CRDi	D4HB	01.10	2199	D	110 kW	573	19
CARNIVAL / GRAND CARNIVAL III (VQ) 2.2 CRDi	D4HB	01.10	2199	D	143 kW	573	19
CARNIVAL / GRAND CARNIVAL III (VQ) 2.2 CRDi	D4HB	01.10 - 06.15	2199	D	145 kW	573	19
CARNIVAL / GRAND CARNIVAL III (VQ) 2.2 CRDi	D4HB	01.10 - 06.15	2199	D	141 kW	573	19
CARNIVAL I (UP) 2.9 TDi	J3	08.99 - 10.01	2902	D	93 kW	575	25
CARNIVAL I (UP) LPG	J3	10.00 - 10.01	2902	D/G	96 kW	575	25
CARNIVAL II (GQ) 2.9 LPG	J3	01.99 - 02.01	2902	B/G	99 kW	575	25
CARNIVAL II (GQ) 2.9 TDi	J3	01.99 - 02.01	2902	D	99 kW	575	25
CARNIVAL IV (KA4) 2.2	D4HB	09.20	2199	D	149 kW	573	19
CEE'D (JD) 1.4 CRDi 90	D4FC	05.12 - 07.18	1396	D	66 kW	572	8
CEE'D (JD) 1.4 MPI	G4LC	04.15 - 07.18	1368	B	74 kW	572	7
CEE'D (JD) 1.6 CRDi 110	D4FB	05.12 - 07.18	1582	D	81 kW	572	11
CEE'D (JD) 1.6 CRDi 128	D4FB	05.12 - 07.18	1582	D	94 kW	572	11
CEE'D (JD) 1.6 CRDi 136	D4FB	07.15 - 07.18	1582	D	100 kW	572	11
CEE'D Combi Van (JD) 1.4 CRDi	D4FC	04.15 - 07.18	1396	D	66 kW	572	8








CEE'D Combi Van (JD) 1.6 CRDi	D4FB	07.12 - 07.18	1582	D	94 kW	572	11
CEE'D SW (ED) 1.6 CRDi 115	D4FB	09.07 - 12.12	1582	D	85 kW	572	11
CEE'D SW (ED) 1.6 CRDi 128	D4FB	07.10 - 12.12	1582	D	94 kW	572	11
CEE'D SW (ED) 1.6 CRDi 90	D4FB	09.07 - 12.12	1582	D	66 kW	572	11
CEE'D SW (ED) 2.0 CRDi 140	D4EA-F	07.07 - 12.12	1991	D	103 kW	573	16
CEE'D SW (ED) 2.0 CRDi 140	D4EA-F	07.07 - 12.12	1991	D	100 kW	573	16
CEE'D SW (ED) 2.0 CRDi 140	D4EA	07.07 - 12.12	1991	D	103 kW	573	15
CEE'D SW (ED) 2.0 CRDi 140	D4EA	07.07 - 12.12	1991	D	100 kW	573	15
CEE'D Schrägheck (ED) 1.6 CRDi 115	D4FB	12.06 - 12.12	1582	D	85 kW	572	11
CEE'D Schrägheck (ED) 1.6 CRDi 128	D4FB	10.10 - 12.12	1582	D	94 kW	572	11
CEE'D Schrägheck (ED) 1.6 CRDi 90	D4FB	12.06 - 12.12	1582	D	66 kW	572	11
CEE'D Schrägheck (ED) 2.0 CRDi 140	D4EA-F	09.07 - 12.12	1991	D	103 kW	573	16
CEE'D Schrägheck (ED) 2.0 CRDi 140	D4EA	09.07 - 12.12	1991	D	103 kW	573	15
CEE'D Schrägheck (ED) 2.0 CRDi	D4EA	06.07 - 12.12	1991	D	100 kW	573	15
CEE'D Sportswagon (JD) 1.4 CRDi 90	D4FC	09.12 - 07.18	1396	D	66 kW	572	8
CEE'D Sportswagon (JD) 1.4 MPI	G4LC	04.15 - 07.18	1368	B	74 kW	572	7
CEE'D Sportswagon (JD) 1.6 CRDi 110	D4FB	03.13 - 07.18	1582	D	81 kW	572	11
CEE'D Sportswagon (JD) 1.6 CRDi 128	D4FB	09.12 - 07.15	1582	D	94 kW	572	11
CEE'D Sportswagon (JD) 1.6 CRDi 136	D4FB	07.15 - 07.18	1582	D	100 kW	572	11
CEED (CD) 1.4 LPG	G4LC	12.18	1368	B/G	71 kW	572	7
CEED (CD) 1.4	G4LC	03.18	1368	B	73 kW	572	7
CEED Sportswagon (CD) 1.4 LPG	G4LC	12.18	1368	B/G	71 kW	572	7
CEED Sportswagon (CD) 1.4	G4LC	04.18	1368	B	73 kW	572	7
CERATO I Schrägheck (LD) 1.5 CRDi	D4FA	07.05 - 08.06	1493	D	75 kW	572	8
CERATO I Schrägheck (LD) 1.5 CRDi	D4FA	07.05 - 08.06	1493	D	66 kW	572	8
CERATO I Schrägheck (LD) 1.5 CRDi	D4FA	07.05 - 08.06	1493	D	54 kW	572	8
CERATO I Schrägheck (LD) 1.6 CRDi	D4FB	06.05 - 06.08	1582	D	85 kW	572	11
CERATO I Schrägheck (LD) 1.6	G4ED	07.04 - 01.07	1599	B	77 kW	572	10
CERATO I Schrägheck (LD) 2.0 CRDi	D4EA	04.04 - 05.06	1991	D	83 kW	573	15
CERATO I Stufenheck (LD) 1.5 CRDi	D4FA	07.05 - 08.06	1493	D	75 kW	572	8
CERATO I Stufenheck (LD) 1.5 CRDi	D4FA	07.05 - 12.09	1493	D	66 kW	572	8
CERATO I Stufenheck (LD) 1.5 CRDi	D4FA	07.05 - 08.06	1493	D	54 kW	572	8
CERATO I Stufenheck (LD) 1.6 CRDi	D4FB	06.05 - 12.09	1582	D	85 kW	572	11
CERATO I Stufenheck (LD) 1.6	G4ED	04.04 - 12.09	1599	B	77 kW	572	10
CERATO I Stufenheck (LD) 1.6	G4ED	06.07 - 11.09	1599	B	89 kW	572	10
CERATO I Stufenheck (LD) 1.6	G4GR	04.04 - 01.07	1599	B	90 kW	572	12
CERATO I Stufenheck (LD) 2.0 CRDi	D4EA	04.04 - 11.06	1991	D	83 kW	573	15
CERATO III Stufenheck (YD) 1.6 CRDi	D4FB	09.12 - 07.16	1582	D	94 kW	572	11
CERATO III Stufenheck (YD) 1.6 CRDi	D4FB	08.16	1582	D	100 kW	572	11
CLARUS (K9A) 2.0 i 16V	FE (16V)	07.96 - 11.01	1998	B	98 kW	574	21
CLARUS (K9A) 2.0 i 16V	FE (16V)	05.96 - 11.01	1998	B	109 kW	574	21
CLARUS Kombi (GC) 2.0 i 16V	FE (16V)	05.98	1998	B	98 kW	574	21
K2500 Pick-up 2.5 CRDi	D4CB	01.10	2497	D	95 kW	574	22
K2500 Pritsche/Fahrgestell (SD) 2.5 CRDi	D4CB	01.10	2497	D	96 kW	574	22
K2500 Pritsche/Fahrgestell (SD) 2.5 CRDi	D4CB	01.10	2497	D	95 kW	574	22
K2500 Pritsche/Fahrgestell (SD) 2.5 CRDi	D4CB	01.12	2497	D	98 kW	574	22
K2500 Pritsche/Fahrgestell (SD) 2.5 D	D4BH	01.03	2476	D	69 kW	574	23
K2500 Pritsche/Fahrgestell (SD) 2.5 D	D4BH	01.10 - 12.11	2476	D	70 kW	574	23
K2700 (K62W) 2.7 D	J2	03.97 - 10.09	2665	D	61 kW	575	24
K2700 (SD) 2.7 D	J2	10.99	2665	D	59 kW	575	24
K2700 (SD) 2.7	J2	10.02 - 12.04	2665	D	62 kW	575	24
K2700 2.7 D 4x4	J2	01.12	2665	D	59 kW	575	24
K2700 2.7 D	J2	01.06	2665	D	61 kW	575	24
K2700 2.7 D	J2	01.04	2665	D	59 kW	575	24
MAGENTIS II (MG) 2.0 CRDi	D4EA-F	04.06 - 12.10	1991	D	103 kW	573	16
MAGENTIS II (MG) 2.0 CRDi	D4EA-F	04.06 - 12.10	1991	D	110 kW	573	16
MAGENTIS II (MG) 2.0 CRDi	D4EA	11.05 - 12.08	1991	D	100 kW	573	15
MAGENTIS II (MG) 2.0 CRDi	D4EA	04.06 - 12.10	1991	D	103 kW	573	15
MAGENTIS II (MG) 2.0 CRDi	D4EA	04.06 - 12.10	1991	D	110 kW	573	15
OPTIMA (FSGDS6B) 1.7 CRDi	D4FD	03.12	1685	D	100 kW	572	11
OPTIMA (JF) 1.7 CRDi	D4FD	11.15	1685	D	104 kW	572	11
OPTIMA (JF) 1.7 CRDi	D4FD	09.16	1685	D	99 kW	572	11








			ccm		kw		1 POS
OPTIMA Sportswagon (JF) 1.7 CRDi	D4FD	09.16	1685	D	104 kW	572	11
OPTIMA Sportswagon (JF) 1.7 CRDi	D4FD	09.16	1685	D	99 kW	572	11
PEGAS I (AB) 1.4	G4LC	12.18	1368	B	71 kW	572	7
PEGAS I (AB) 1.4	G4LC	06.21	1368	B	69 kW	572	7
PICANTO I (SA) 1.0 LPG	G4HC	04.04 - 04.11	999	B/G	53 kW	571	1
PICANTO I (SA) 1.0	G4HC	04.04 - 04.11	999	B	53 kW	571	1
PICANTO I (SA) 1.1 LPG	G4HG	01.09 - 04.11	1086	B/G	48 kW	571	2
PICANTO I (SA) 1.1	G4HG	04.04 - 05.12	1086	B	48 kW	571	2
PICANTO II (TA) 1.2	G4LA	05.11 - 03.17	1248	B	63 kW	571	6
PICANTO II (TA) 1.2	G4LA	01.13 - 03.17	1248	B	65 kW	571	6
PICANTO II (TA) 1.2	G4LA	09.11 - 02.17	1248	B	64 kW	571	6
PICANTO III (JA) 1.2	G4LA	03.17	1248	B	62 kW	571	6
PICANTO III (JA) 1.2	G4LA	03.17	1248	B	64 kW	571	6
PREGIO Bus 2.5 D	D4BH	08.95 - 09.04	2476	D	69 kW	574	23
PREGIO Bus 3.0 D	JT	02.97 - 08.99	2957	D	66 kW	575	26
PREGIO Bus 3.0 LPI	JT	02.97 - 08.99	2957	D/G	66 kW	575	26
PREGIO Bus D	J2	08.95 - 12.00	2665	D	60 kW	575	24
PREGIO Kasten (TB) 2.5 Tci D	D4BH	09.02	2476	D	69 kW	574	23
PREGIO Kasten (TB) 2.7 D	J2	10.97	2665	D	60 kW	575	24
PRIDE (DA) 1.1 i	B1	01.91 - 10.00	1138	B	38 kW	571	3
PRIDE (DA) 1.3	B3A5	10.96 - 05.01	1324	B	47 kW	571	5
PRIDE (DA) 1.3	B3A5	05.94 - 05.97	1324	B	54 kW	571	5
PRIDE (DA) 1.3	B3	01.90 - 10.01	1324	B	44 kW	571	5
PRIDE (DA) 1.3	B3	01.90 - 09.01	1324	B	53 kW	571	5
PRIDE (DA) 1.3	B3	10.96 - 05.01	1324	B	47 kW	571	5
PRIDE (DA) 1.5 CRDi LX	D4FA	03.05 - 12.11	1493	D	81 kW	572	8
PRIDE (DA) 1.6 CVVT LX	G4ED	03.05 - 12.11	1599	B	82 kW	572	10
PRIDE Kombi 1.3	B3A5	08.99 - 05.01	1324	B	47 kW	571	5
PRIDE Stufenheck 1.3	B3A5	10.96 - 05.01	1324	B	47 kW	571	5
PRIDE Van (DA) 1.3	B3A5	10.96 - 06.99	1324	B	47 kW	571	5
PRIDE Van (DA) 1.3	B3	04.92 - 10.96	1324	B	44 kW	571	5
PRIDE Van (DA) 1.3	B3	10.96 - 06.99	1324	B	47 kW	571	5
PRO CEE'D (ED) 1.6 CRDi 115	D4FB	02.08 - 09.12	1582	D	85 kW	572	11
PRO CEE'D (ED) 1.6 CRDi 128	D4FB	10.10 - 09.12	1582	D	94 kW	572	11
PRO CEE'D (ED) 1.6 CRDi 90	D4FB	02.08 - 09.12	1582	D	66 kW	572	11
PRO CEE'D (ED) 2.0 CRDi 140	D4EA-F	02.08 - 09.12	1991	D	103 kW	573	16
PRO CEE'D (ED) 2.0 CRDi 140	D4EA	02.08 - 09.12	1991	D	103 kW	573	15
PRO CEE'D (JD) 1.4 CRDi 90	D4FC	03.13 - 07.18	1396	D	66 kW	572	8
PRO CEE'D (JD) 1.4 MPI	G4LC	04.15 - 07.18	1368	B	74 kW	572	7
PRO CEE'D (JD) 1.4 MPI	G4LC	07.13 - 07.18	1368	B	73 kW	572	7
PRO CEE'D (JD) 1.6 CRDi 110	D4FB	03.13 - 07.18	1582	D	81 kW	572	11
PRO CEE'D (JD) 1.6 CRDi 128	D4FB	03.13 - 07.15	1582	D	94 kW	572	11
PRO CEE'D (JD) 1.6 CRDi 136	D4FB	07.15 - 07.18	1582	D	100 kW	572	11
PRO CEE'D Hatchback Van (JD) 1.4 CRDi	D4FC	05.15 - 07.18	1396	D	66 kW	572	8
PRO CEE'D Hatchback Van (JD) 1.6 CRDi	D4FB	10.12 - 07.18	1582	D	94 kW	572	11
RETONA Geländewagen geschlossen (FK) 2.0 16V	FE (16V)	05.00 - 12.01	1998	B	94 kW	574	21
RETONA Geländewagen geschlossen (FK) 2.0 TD	RF	06.99 - 12.01	1998	D	61 kW	574	20
RIO I Schrägheck (DC) 1.5 16V	A5D	07.00 - 04.06	1493	B	72 kW	572	9
RIO I Schrägheck (DC) 1.5 16V	A5D	09.02 - 02.05	1493	B	71 kW	572	9
RIO I Stufenheck (DC_) 1.5 16V	A5D	07.00 - 04.06	1493	B	72 kW	572	9
RIO I Stufenheck (DC_) 1.5 16V	A5D	09.02 - 02.05	1493	B	71 kW	572	9
RIO I Stufenheck (DC_) 1.5	A5D	09.02 - 02.05	1493	B	70 kW	572	9
RIO II (JB) 1.5 CRDi	D4FA	03.05 - 12.11	1493	D	81 kW	572	8
RIO II (JB) 1.5 CRDi	D4FA	06.08 - 12.11	1493	D	65 kW	572	8
RIO II (JB) 1.6 CVVT	G4ED	03.05 - 12.11	1599	B	82 kW	572	10
RIO II Stufenheck (JB) 1.5 CRDi	D4FA	03.05 - 12.11	1493	D	81 kW	572	8
RIO II Stufenheck (JB) 1.5 CRDi	D4FA	06.08 - 12.11	1493	D	65 kW	572	8
RIO II Stufenheck (JB) 1.6 16V	G4ED	03.05 - 12.11	1599	B	82 kW	572	10
RIO III (UB) 1.2 CVVT	G4LA	11.14 - 12.17	1248	B	62 kW	571	6
RIO III (UB) 1.25 CVVT	G4LA	09.11 - 12.17	1248	B	63 kW	571	6
RIO III (UB) 1.25 CVVT	G4LA	09.11 - 12.17	1248	B	65 kW	571	6
RIO III (UB) 1.25 LPG	G4LA	09.11 - 12.17	1248	B/G	63 kW	571	6









RIO III (UB) 1.25	G4LA	11.14 - 12.17	1248	B	64 kW	571	6
RIO III (UB) 1.2	G4LA	09.11 - 12.17	1248	B	51 kW	571	6
RIO III (UB) 1.4 CRDi	D4FC	09.11 - 12.17	1396	D	66 kW	572	8
RIO III Hatchback Van (UB) 1.2 CVVT	G4LA	04.15 - 12.17	1248	B	63 kW	571	6
RIO III Hatchback Van (UB) 1.4 CRDi	D4FC	04.15	1396	D	66 kW	572	8
RIO III Stufenheck (UB) 1.2 CVVT	G4LA	11.14 - 12.17	1248	B	64 kW	571	6
RIO III Stufenheck (UB) 1.25 CVVT	G4LA	06.11 - 12.17	1248	B	65 kW	571	6
RIO III Stufenheck (UB) 1.25 CVVT	G4LA	10.11 - 12.17	1248	B	63 kW	571	6
RIO III Stufenheck (UB) 1.25 CVVT	G4LA	04.15 - 12.17	1248	B	61 kW	571	6
RIO IV (YB, SC, FB) 1.25 LPG	G4LA	07.20	1248	B/G	60 kW	571	6
RIO IV (YB, SC, FB) 1.25	G4LA	01.17	1248	B	62 kW	571	6
RIO IV (YB, SC, FB) 1.4 CRDi 77	D4FC	01.17	1396	D	57 kW	572	8
RIO IV (YB, SC, FB) 1.4 CRDi 90	D4FC	01.17	1396	D	66 kW	572	8
RIO IV (YB, SC, FB) 1.4	G4LC	01.17	1368	B	73 kW	572	7
RIO IV (YB, SC, FB) 1.4	G4LC	01.17	1368	B	74 kW	572	7
RIO IV Stufenheck (SC, FB) 1.4	G4LC	07.17	1368	B	74 kW	572	7
RIO IV Stufenheck (SC, FB) 1.4	G4LC	07.17	1368	B	73 kW	572	7
SEDONA III (YP) 2.2 CRDi	D4HB	07.15	2199	D	149 kW	573	19
SEDONA III (YP) 2.2 CRDi	D4HB	07.15	2199	D	145 kW	573	19
SEDONA III (YP) 2.2 CRDi	D4HB	07.15	2199	D	140 kW	573	19
SEDONA III (YP) 2.2 TD	D4HB	07.15	2199	D	147 kW	573	19
SELTOS (SP2, SP2I) 1.5 CRDi VGT (SP2I)	D4FA	08.19	1493	D	85 kW	572	8
SEPHIA (FA) 1.5 i	B5	02.96 - 10.97	1498	B	59 kW	572	13
SEPHIA (FA) 1.6 i	B6	01.95 - 10.97	1598	B	59 kW	573	14
SEPHIA Stufenheck (FA) 1.5 i	B5	04.94 - 12.97	1498	B	59 kW	572	13
SEPHIA Stufenheck (FA) 1.5 i	B5	01.92 - 10.94	1498	B	68 kW	572	13
SEPHIA Stufenheck (FA) 1.5 i	B5	01.92 - 10.94	1498	B	65 kW	572	13
SEPHIA Stufenheck (FA) 1.5 i	BFD	10.00 - 09.01	1498	B	66 kW	572	13
SEPHIA Stufenheck (FA) 1.6 i	B6	09.93 - 10.97	1598	B	59 kW	573	14
SHUMA I (FB) 1.5 i 16V	BFD	10.97 - 03.01	1498	B	65 kW	572	13
SHUMA I (FB) 1.5 i 16V	ZY-VE	10.97 - 03.01	1498	B	65 kW	573	14
SHUMA Stufenheck (FB) 1.5 i 16V	BFD	10.97 - 10.01	1498	B	65 kW	572	13
SHUMA Stufenheck (FB) 1.5 i 16V	ZY-VE	10.97 - 10.01	1498	B	65 kW	573	14
SHUMA Stufenheck (FB) 1.5	B5	03.96 - 12.98	1498	B	59 kW	572	13
SONET (QY) 1.5 CRDi	D4FA	09.20	1493	D	74 kW	572	8
SONET (QY) 1.5 CRDi	D4FA	09.20	1493	D	85 kW	572	8
SORENTO I (JC) 2.5 CRDi 4WD	D4CB	09.06 - 12.11	2497	D	131 kW	574	22
SORENTO I (JC) 2.5 CRDi	D4CB	05.06 - 12.11	2497	D	120 kW	574	22
SORENTO I (JC) 2.5 CRDi	D4CB	08.02 - 03.11	2497	D	103 kW	574	22
SORENTO I (JC) 2.5 CRDi	D4CB	07.06 - 12.11	2497	D	125 kW	574	22
SORENTO I (JC) 2.5 CRDi	D4CB	09.06 - 12.11	2497	D	131 kW	574	22
SORENTO I VAN (JC) 2.5 CRDi 4WD	D4CB	08.05 - 10.06	2497	D	103 kW	574	22
SORENTO II (XM) 2.0 CRDi 4WD	D4HA	11.10 - 12.15	1995	D	110 kW	573	18
SORENTO II (XM) 2.0 CRDi 4WD	D4HA	11.09 - 12.15	1995	D	135 kW	573	18
SORENTO II (XM) 2.0 CRDi	D4HA	11.10 - 12.15	1995	D	110 kW	573	18
SORENTO II (XM) 2.0 CRDi	D4HA	11.09 - 12.15	1995	D	135 kW	573	18
SORENTO II (XM) 2.2 CRDi 4WD	D4HB	11.09 - 12.15	2199	D	145 kW	573	19
SORENTO II (XM) 2.2 CRDi 4WD	D4HB	11.09 - 12.15	2199	D	147 kW	573	19
SORENTO II (XM) 2.2 CRDi	D4HB	11.09 - 12.15	2199	D	145 kW	573	19
SORENTO II (XM) 2.2 CRDi	D4HB	11.09 - 12.15	2199	D	147 kW	573	19
SORENTO II Kasten/SUV (XM) CRDi 4WD	D4HB	11.09 - 12.15	2199	D	145 kW	573	19
SORENTO II Kasten/SUV (XM) CRDi	D4HB	11.09 - 12.15	2199	D	145 kW	573	19
SORENTO III (UM) 2.0 CRDi 4WD	D4HA	07.15	1995	D	136 kW	573	18
SORENTO III (UM) 2.0 CRDi 4WD	D4HA	07.15	1995	D	137 kW	573	18
SORENTO III (UM) 2.0 CRDi	D4HA	07.15	1995	D	137 kW	573	18
SORENTO III (UM) 2.0 CRDi	D4HA	12.17	1995	D	136 kW	573	18
SORENTO III (UM) 2.2 CRDi 4WD	D4HB	11.16	2199	D	145 kW	573	19
SORENTO III (UM) 2.2 CRDi 4WD	D4HB	11.16	2199	D	142 kW	573	19
SORENTO III (UM) 2.2 CRDi 4WD	D4HB	01.15	2199	D	147 kW	573	19
SORENTO III (UM) 2.2 CRDi 4WD	D4HB	01.15	2199	D	149 kW	573	19
SORENTO III (UM) 2.2 CRDi	D4HB	01.15	2199	D	147 kW	573	19
SORENTO III (UM) 2.2 CRDi	D4HB	01.15	2199	D	143 kW	573	19

			ccm		kw		1 POS
SORENTO III (UM) 2.2 CRDi	D4HB	01.15	2199	D	149 kW	573	19
SOUL I (AM) 1.6 CRDi 115	D4FB	02.09 - 12.14	1582	D	85 kW	572	11
SOUL I (AM) 1.6 CRDi 128	D4FB	02.09 - 12.14	1582	D	94 kW	572	11
SOUL II (PS) 1.6 CRDi 128	D4FB	02.14	1582	D	94 kW	572	11
SOUL II (PS) 1.6 CRDi 136	D4FB	04.15	1582	D	100 kW	572	11
SOUL II (PS) 1.6 CRDi	D4FB	07.18	1582	D	99 kW	572	11
SPORTAGE Geländewagen offen (FM) 2.0 Allrad	FE (16V)	01.99 - 12.02	1998	B	87 kW	574	21
SPORTAGE Geländewagen offen (FM) 2.0	FE (16V)	01.99 - 12.02	1998	B	87 kW	574	21
SPORTAGE II (JE_, KM) 2.0 4WD	FE (16V)	03.05 - 07.10	1998	B	100 kW	574	21
SPORTAGE II (JE_, KM) 2.0 CRDi 4WD	D4EA-F	01.06	1991	D	103 kW	573	16
SPORTAGE II (JE_, KM) 2.0 CRDi 4WD	D4EA-F	09.08 - 05.10	1991	D	110 kW	573	16
SPORTAGE II (JE_, KM) 2.0 CRDi 4WD	D4EA-V	01.06	1991	D	103 kW	573	17
SPORTAGE II (JE_, KM) 2.0 CRDi 4WD	D4EA	01.06 - 05.10	1991	D	100 kW	573	15
SPORTAGE II (JE_, KM) 2.0 CRDi 4WD	D4EA	09.04	1991	D	83 kW	573	15
SPORTAGE II (JE_, KM) 2.0 CRDi 4WD	D4EA	01.06	1991	D	103 kW	573	15
SPORTAGE II (JE_, KM) 2.0 CRDi 4WD	D4EA	09.08 - 05.10	1991	D	110 kW	573	15
SPORTAGE II (JE_, KM) 2.0 CRDi	D4EA-F	01.06	1991	D	103 kW	573	16
SPORTAGE II (JE_, KM) 2.0 CRDi	D4EA-F	09.07	1991	D	110 kW	573	16
SPORTAGE II (JE_, KM) 2.0 CRDi	D4EA-V	01.06	1991	D	103 kW	573	17
SPORTAGE II (JE_, KM) 2.0 CRDi	D4EA	01.06 - 05.10	1991	D	100 kW	573	15
SPORTAGE II (JE_, KM) 2.0 CRDi	D4EA	01.06	1991	D	103 kW	573	15
SPORTAGE II (JE_, KM) 2.0 CRDi	D4EA	02.05	1991	D	83 kW	573	15
SPORTAGE II (JE_, KM) 2.0 CRDi	D4EA	09.07	1991	D	110 kW	573	15
SPORTAGE II (JE_, KM) 2.0 CRDi	D4HA	01.09 - 05.10	1995	D	135 kW	573	18
SPORTAGE II VAN (KM_) 2.0 CRDi 4WD	D4EA	09.08 - 05.10	1991	D	110 kW	573	15
SPORTAGE II VAN (KM_) 2.0 CRDi	D4EA	09.08 - 05.10	1991	D	110 kW	573	15
SPORTAGE III (SL) 1.7 CRDi	D4FD	12.10	1685	D	85 kW	572	11
SPORTAGE III (SL) 2.0 CRDi AWD	D4HA	08.10	1995	D	135 kW	573	18
SPORTAGE III (SL) 2.0 CRDi AWD	D4HA	07.10	1995	D	100 kW	573	18
SPORTAGE III (SL) 2.0 CRDi AWD	D4HA	08.12	1995	D	130 kW	573	18
SPORTAGE III (SL) 2.0 CRDi	D4HA	08.10	1995	D	135 kW	573	18
SPORTAGE III (SL) 2.0 CRDi	D4HA	07.10	1995	D	100 kW	573	18
SPORTAGE III (SL) 2.0 CRDi	D4HA	08.12	1995	D	130 kW	573	18
SPORTAGE IV (QL, QLE) 1.7 CRDi	D4FD	09.15 - 09.22	1685	D	85 kW	572	11
SPORTAGE IV (QL, QLE) 1.7 CRDi	D4FD	11.16 - 09.22	1685	D	104 kW	572	11
SPORTAGE IV (QL, QLE) 2.0 CRDi AWD	D4HA	09.15 - 09.22	1995	D	100 kW	573	18
SPORTAGE IV (QL, QLE) 2.0 CRDi AWD	D4HA	09.15 - 09.22	1995	D	136 kW	573	18
SPORTAGE IV (QL, QLE) 2.0 CRDi AWD	D4HA	09.15 - 09.22	1995	D	131 kW	573	18
SPORTAGE IV (QL, QLE) 2.0 CRDi AWD	D4HA	09.15 - 09.22	1995	D	129 kW	573	18
SPORTAGE IV (QL, QLE) 2.0 CRDi AWD	D4HA	01.16 - 09.22	1995	D	134 kW	573	18
SPORTAGE IV (QL, QLE) 2.0 CRDi Eco-Dynamics+ AWD	D4HA	06.18 - 09.22	1995	D	136 kW	573	18
SPORTAGE IV (QL, QLE) 2.0 CRDi	D4HA	09.15 - 09.22	1995	D	100 kW	573	18
SPORTAGE IV (QL, QLE) 2.0 CRDi	D4HA	09.15 - 09.22	1995	D	131 kW	573	18
SPORTAGE IV (QL, QLE) 2.0 CRDi	D4HA	09.15 - 09.22	1995	D	129 kW	573	18
SPORTAGE IV (QL, QLE) 2.0 CRDi	D4HA	09.15 - 09.22	1995	D	136 kW	573	18
SPORTAGE IV (QL, QLE) 2.0 CRDi	D4HA	01.16 - 09.22	1995	D	134 kW	573	18
SPORTAGE SUV (K00) 2.0 4WD	FE (16V)	10.00 - 08.03	1998	B	87 kW	574	21
SPORTAGE SUV (K00) 2.0 4WD	FE (16V)	09.95 - 12.02	1998	B	97 kW	574	21
SPORTAGE SUV (K00) 2.0 4WD	FE (16V)	06.94 - 12.95	1998	B	104 kW	574	21
SPORTAGE SUV (K00) 2.0 4WD	FE (16V)	06.94 - 03.01	1998	B	100 kW	574	21
SPORTAGE SUV (K00) 2.0 TD 4WD	RF	10.97 - 08.04	1998	D	61 kW	574	20
SPORTAGE SUV (K00) 2.0 TD 4WD	RF	04.94 - 10.03	1998	D	64 kW	574	20
SPORTAGE SUV (K00) 2.0 i 16V 4WD	FE (16V)	04.94 - 04.04	1998	B	94 kW	574	21
SPORTAGE SUV (K00) 2.0 i 16V 4WD	FE (16V)	11.98 - 08.04	1998	B	95 kW	574	21
SPORTAGE SUV (K00) 2.0 i 16V	FE (16V)	10.99 - 08.03	1998	B	94 kW	574	21
SPORTAGE SUV (K00) 2.0 i 4WD	FE (8V)	04.94 - 08.99	1998	B	70 kW	574	21
SPORTAGE SUV (K00) 2.0	FE (16V)	10.00 - 08.03	1998	B	87 kW	574	21
SPORTAGE SUV (K00) 2.0	FE (16V)	09.95 - 12.02	1998	B	97 kW	574	21
SPORTAGE SUV (K00) 2.0	FE (16V)	04.94 - 12.95	1998	B	104 kW	574	21
SPORTAGE SUV (K00) 2.0	FE (16V)	04.94 - 08.04	1998	B	100 kW	574	21
SPORTAGE SUV (K00) 2.0	FE (8V)	09.94 - 12.95	1998	B	70 kW	574	21
SPORTAGE VAN 2.0 4WD	FE (8V)	06.95 - 11.98	1998	B	70 kW	574	21



							
SPORTAGE VAN 2.0 TDI 4WD	RF	10.97 - 08.03	1998	D	61 kW	574	20
STONIC (YB) 1.2 CVVT	G4LA	07.17	1248	B	62 kW	571	6
STONIC (YB) 1.4 CVVT	G4LC	07.17	1368	B	73 kW	572	7
STONIC (YB) 1.4 LPG	G4LC	11.18	1368	B/G	71 kW	572	7
STONIC (YB) 1.6 CRDi	D4FB	07.17	1582	D	81 kW	572	11
VENGA (YN) 1.4 CRDi 75	D4FC	02.10	1396	D	57 kW	572	8
VENGA (YN) 1.4 CRDi 75	D4FC	02.10	1396	D	55 kW	572	8
VENGA (YN) 1.4 CRDi 90	D4FC	02.10	1396	D	66 kW	572	8
VENGA (YN) 1.6 CRDi 115	D4FB	02.10	1582	D	85 kW	572	11
VENGA (YN) 1.6 CRDi 128	D4FB	02.10	1582	D	94 kW	572	11
VENGA Hatchback Van (YN) CRDi	D4FC	04.15	1396	D	66 kW	572	8
VENGA Hatchback Van (YN) CRDi	D4FC	04.15	1396	D	57 kW	572	8

ENGINE	\varnothing		ccm	kW			1 POS
A5D	75,500	4	1493	70 - 72 kW	B	572	9
B1	68,000	4	1138	38 kW	B	571	3
B3A5	71,000	4	1324	47 - 54 kW	B	571	5
B3	71,000	4	1324	55 kW	B	571	5
B5	78,000	4	1498	59 - 68 kW	B	572	13
B6	78,000	4	1598	59 kW	B	573	14
BFD	78,000	4	1498	65 - 66 kW	B	572	13
CD	70,000	3	843	33 kW	B	571	4
D4BH	91,100	4	2476	69 - 70 kW	D	574	23
D4CB	91,000	4	2497	95 - 131 kW	D	574	22
D4EA-F	83,000	4	1991	100 - 110 kW	D	573	16
D4EA-V	83,000	4	1991	92 kW	D	573	17
D4EA	83,000	4	1991	83 - 110 kW	D	573	15
D4FA	75,000	4	1493	54 - 85 kW	D	572	8
D4FB	77,200	4	1582	66 - 100 kW	D	572	11
D4FC	75,000	4	1396	55 - 66 kW	D	572	8
D4FD	77,200	4	1685	85 - 104 kW	D	572	11

ENGINE	\varnothing		ccm	kW			1 POS
D4HA	84,000	4	1995	100 - 137 kW	D	573	18
D4HB	85,400	4	2199	110 - 149 kW	D	573	19
FE (16V)	86,000	4	1998	87 - 109 kW	B	574	21
FE (8V)	86,000	4	1998	70 - 85 kW	B	574	21
G4ED	76,500	4	1599	77 - 89 kW	B	572	10
G4GR	77,400	4	1599	90 kW	B	572	12
G4HC	66,000	4	999	53 kW	B	571	1
G4HG	67,000	4	1086	48 kW	B	571	2
G4LA	71,000	4	1248	51 - 65 kW	B	571	6
G4LC	72,000	4	1368	71 - 75 kW	B	572	7
J2	94,500	4	2665	59 - 62 kW	D	575	24
J3	97,100	4	2902	92 - 141 kW	D	575	25
JT	98,000	4	2957	66 kW	D	575	26
R2	86,000	4	2184	48 kW	D	574	20
RF	86,000	4	1998	51 - 64 kW	D	574	20
ZY-VE	78,000	4	1498	76 kW	B	573	14



66,000 mm								1
G4HC								
402402-00-4								5 pairs
-25-4	1-5	HL	AL	41,985	46,000	16,000	↑ LO2G	1,987
-50-4				42,000	46,013		↓ LO2G	
432402-00-4								4 pairs
-25-4	1-4	PL	AL	37,985	41,000	14,500	↑ L	1,490
-50-4				38,000	41,013		↓ L	
67,000 mm								2
G4HG								
402422-00-4								5 pairs
-25-4	1-5	HL	AL	42,000	46,000	16,100	↑ LO2G	1,995
-50-4				42,000	46,000		↓ L	
432411-00-4								4 pairs
-25-4	1-4	PL	AL	42,020	39,150	14,500	↑ L	1,500
-50-4				42,020	39,150		↓ L	
-75-4								
68,000 mm								3
B1								
405308-00-4								5 pairs
-25-4	1-5	HL	AL	49,940	54,020	17,500	↑ LO1G	2,010
				49,940	54,020		↓ LO1G	
435305-00-4								4 pairs
-25-4	1-4	PL	AL	39,940	43,020	17,130	↑ LO1	1,508
-50-4				39,940	43,020		↓ LO1	
-75-4								
70,000 mm								4
CD								
409615-00-3								4 pairs
-25-3	1-4	HL	AL	41,980	46,020	19,500	↑ LO1G	1,990
-50-3				41,980	46,020		↓ L	
439617-00-3								3 pairs
-25-3	1-3	PL	AL	39,980	43,020	18,000	↑ L	1,490
-50-3				39,980	43,020		↓ L	
71,000 mm								5
B3A5, B3,								
405308-00-4								5 pairs
-25-4	1-5	HL	AL	49,940	54,020	17,500	↑ LO1G	2,010
				49,940	54,020		↓ LO1G	
435305-00-4								4 pairs
-25-4	1-4	PL	AL	39,940	43,020	17,130	↑ LO1	1,508
-50-4				39,940	43,020		↓ LO1	
-75-4								
71,000 mm								6
G4LA								
405305-00-4								5 pairs
-25-4	1-5	HL	AL	43,000	47,000	15,000	↑ LO2G	2,020
-50-4				43,000	47,000		↓ L	
-75-4								
435306-00-4								4 pairs
-25-4	1-4	PL	AL	39,000	42,000	14,000	↑ L	1,506
-50-4				39,000	42,000		↓ L	
-75-4								



72,000 mm		7
------------------	--	----------

G4LC									
435306-00-4									
-25-4	1-4	PL	AL	39,000	42,000	14,000	↑ L	1,506	4 pairs
-50-4				39,000	42,000		↓ L		
-75-4									

75,000 mm		8
------------------	--	----------

D4FA , D4FC ,									
432413-00-4									
-25-4	1-4	PL	AL	45,997	49,000	18,750	↑ L	1,493	4 pairs
-50-4				46,015	49,017		↓ L		
-75-4									

75,500 mm		9
------------------	--	----------

A5D									
405308-00-4									
-25-4	1-5	HL	AL	49,940	54,020	17,500	↑ LO1G	2,010	5 pairs
				49,940	54,020		↓ LO1G		
435305-00-4									
-25-4	1-4	PL	AL	39,940	43,020	17,130	↑ LO1	1,508	4 pairs
-50-4				39,940	43,020		↓ LO1		
-75-4									

76,500 mm		10
------------------	--	-----------

G4ED									
402401-00-4 *									
-25-4	1-4	HL	AL	49,977	54,000	18,000	↑ LO1G	2,000	4 pairs
-50-4				49,992	54,020		↓ L		
-75-4									
-100-4	5	FL	AL	49,977	54,000	22,880	↑ LO1G	2,000	1 pair
				49,992	54,020		↓ L		
432409-00-4									
-25-4	1-4	PL	AL	44,975	48,000	19,030	↑ L	1,500	4 pairs
-50-4				44,990	48,020		↓ L		
-75-4									
-100-4									

77,200 mm		11
------------------	--	-----------

D4FB , D4FD ,									
432413-00-4									
-25-4	1-4	PL	AL	45,997	49,000	18,750	↑ L	1,493	4 pairs
-50-4				46,015	49,017		↓ L		
-75-4									

77,400 mm		12
------------------	--	-----------

G4GR									
432409-00-4									
-25-4	1-4	PL	AL	44,975	48,000	19,030	↑ L	1,500	4 pairs
-50-4				44,990	48,020		↓ L		
-75-4									
-100-4									

78,000 mm		13
------------------	--	-----------

B5 , BFD ,									
405308-00-4									
-25-4	1-5	HL	AL	49,940	54,020	17,500	↑ LO1G	2,010	5 pairs
				49,940	54,020		↓ LO1G		
435305-00-4									
-25-4	1-4	PL	AL	39,940	43,020	17,130	↑ LO1	1,508	4 pairs
-50-4				39,940	43,020		↓ LO1		
-75-4									



78,000 mm										14
B6, ZY-VE,										
405308-00-4										5 pairs
-25-4	1-5	HL	AL	49,940	54,020	17,500	↑ LO1G	2,010		
-50-4				49,940	54,020		↓ LO1G			
83,000 mm										15
D4EA										
402414-00-4										5 pairs
-25-4	1,2,3,4	HL	AL	60,000	64,000	21,600	↑ LO2G	1,984	4 pairs	
-50-4				60,018	64,013		↓ L			
	5	FL	AL	60,000	64,000	27,190	↑ LO1G	1,984	1 pair	
				60,018	64,013		↓ L			
432418-00-4										4 pairs
-25-4	1-4	PL	CU3	50,008	53,058	22,100	↑ L	1,483		
-50-4				50,025	53,058		↓ L			
83,000 mm										16
D4EA-F										
402413-00-4										5 pairs
-25-4	1,2,3,4	HL	AL	60,000	64,000	21,500	↑ LO2G	1,984	4 pairs	
-50-4				60,000	64,000		↓ L			
	5	FL	AL	60,000	64,000	27,850	↑ LO1G	1,984	1 pair	
				60,000	64,000		↓ L			
83,000 mm										17
D4EA-V										
402414-00-4										5 pairs
-25-4	1,2,3,4	HL	AL	60,000	64,000	21,600	↑ LO2G	1,984	4 pairs	
-50-4				60,018	64,013		↓ L			
	5	FL	AL	60,000	64,000	27,190	↑ LO1G	1,984	1 pair	
				60,018	64,013		↓ L			
84,000 mm										18
D4HA										
402408-00-4										5 pairs
-25-4	1-5	HL	AL	60,000	64,000	18,750	↑ LO2G	1,985		
-50-4				60,018	64,018		↓ L			
412401-00-2										1 pair
-25-2	1	AS	AL	66,000	87,750		↑ G	1,965		
				66,250	88,000		↓ G			
432410-00-4										4 pairs
-25-4	1-4	PL	AL	48,000	51,000	21,000	↑ L	1,482		
-50-4				48,018	51,018		↓ L			
85,400 mm										19
D4HB										
402408-00-4										5 pairs
-25-4	1-5	HL	AL	60,000	64,000	18,750	↑ LO2G	1,985		
-50-4				60,018	64,018		↓ L			
412401-00-2										1 pair
-25-2	1	AS	AL	66,000	87,750		↑ G	1,965		
				66,250	88,000		↓ G			



86,000 mm 20

R2 , RF ,									
405303-00-4 5 pairs									
-25-4	1,2,4,5	HL	AL	59,938	63,997	19,126	↑ LO1G	2,007	4 pairs
-50-4				59,964	64,018		↓ LO1G		
	3	HL	AL	59,938	63,997	21,132	↑ LO1G	2,007	1 pair
				59,964	64,018		↓ LO1G		
435304-00-4 4 pairs									
-25-4	1-4	PL	AL	50,934	53,997	21,132	↑ LO1	1,509	
-50-4				50,949	54,018		↓ LO1		
-75-4									
-100-4									
-125-4									

86,000 mm 21

FE (16V) , FE (8V) ,									
435304-00-4 4 pairs									
-25-4	1-4	PL	AL	50,934	53,997	21,132	↑ LO1	1,509	
-50-4				50,949	54,018		↓ LO1		
-75-4									
-100-4									
-125-4									

91,000 mm 22

D4CB									
402409-00-4 5 pairs									
-25-4	1-5	HL	AL	67,000	71,000	24,100	↑ LO1G	1,990	
-50-4				67,000	71,000		↓ L		
-75-4									
432412-00-4 4 pairs									
-25-4	1-4	PL	CU2	57,000	60,020	27,000	↑ L	1,500	
-50-4				57,000	60,020		↓ L		
-75-4									

91,100 mm 23

D4BH									
408701-00-4 5 pairs									
-25-4	1,2,4,5	HL	AL	65,979	69,999	25,130	↑ LO2G	1,990	4 pairs
-50-4				65,999	70,020		↓ L		
-75-4	3	FL	AL	65,979	69,999	30,950	↑ LO2	1,990	1 pair
				65,999	70,020		↓ LO2		
432406-00-4 4 pairs									
	1-4	PL	AL		56,000	25,000	↑ L	1,492	
					56,000		↓ L		
438703-00-4 4 pairs									
-25-4	1-4	PL	AL	52,980	56,020	25,130	↑ L	1,493	
-50-4				52,980	56,020		↓ L		
-75-4									



94,500 mm **24**

J2

405301-00-4 5 pairs									
-25-4		HL	AL	70,015	74,092	27,130	↑ LO2G	2,008	4 pairs
-50-4				70,015	74,092		↓ L		
		HL	AL	70,015	74,092	27,130	↑ LO2G	2,008	1 pair
				70,015	74,092		↓ LO2G		
405302-00-4 5 pairs									
-25-4	1,2,4,5	HL	AL	70,000	74,066	27,000	↑ LO2G	2,013	4 pairs
-50-4				70,036	74,092		↓ L		
	3	HL	AL	70,000	74,066	27,000	↑ LO2G	2,013	1 pair
				70,036	74,092		↓ LO2G		
435301-00-4 4 pairs									
-25-4	1-4	PL	AL	57,124	60,847	26,700	↑ L	1,838	
-50-4				57,124	60,847		↓ L		
435303-00-4 4 pairs									
-25-4	1-4	PL	AL		60,800	26,800	↑ L	1,835	
-50-4					60,800		↓ L		
-75-4									

97,100 mm **25**

J3

405301-00-4 5 pairs									
-25-4		HL	AL	70,015	74,092	27,130	↑ LO2G	2,008	4 pairs
-50-4				70,015	74,092		↓ L		
		HL	AL	70,015	74,092	27,130	↑ LO2G	2,008	1 pair
				70,015	74,092		↓ LO2G		







98,000 mm **26**

JT

405301-00-4 5 pairs									
-25-4		HL	AL	70,015	74,092	27,130	↑ LO2G	2,008	4 pairs
-50-4				70,015	74,092		↓ L		
		HL	AL	70,015	74,092	27,130	↑ LO2G	2,008	1 pair
				70,015	74,092		↓ LO2G		

KIA (DYK)



	 ENGINE	 00000	ccm		kW		 1 POS
CERATO Schrägheck 1.6	G4ED	12.07 - 12.14	1599	B	82 kW	578	3
CERATO Stufenheck 1.6	G4ED	05.05 - 08.06	1599	B	76 kW	578	3
CERATO Stufenheck 1.6	G4ED	08.06	1599	B	82 kW	578	3
K2 Stufenheck 1.4	G4LC	11.16	1368	B	73 kW	578	2
KX CROSS 1.4	G4LC	08.17	1368	B	73 kW	578	2
KX1 1.4	G4LC	08.18	1368	B	74 kW	578	2
KX1 1.4	G4LC	08.18	1368	B	70 kW	578	2
PEGAS 1.4	G4LC	09.17	1368	B	70 kW	578	2
QIANLIMA 1.3 CNG	G4EA	12.02 - 04.07	1341	B/G	61 kW	578	1
QIANLIMA 1.3	G4EA	12.02 - 01.07	1341	B	61 kW	578	1
QIANLIMA 1.6	G4ED	12.02 - 04.07	1599	B	77 kW	578	3
RIO 1.6	G4ED	01.07 - 12.14	1599	B	82 kW	578	3



KIA (DYK)

ENGINE	\varnothing	4	ccm	kW	B	578	1 POS
G4EA	71,500	4	1341	55 - 63 kW	B	578	1
G4ED	76,500	4	1599	76 - 82 kW	B	578	3

ENGINE	\varnothing	4	ccm	kW	B	578	1 POS
G4LC	72,000	4	1368	70 - 74 kW	B	578	2



71,500 mm 1

G4EA

402401-00-4 *										5 pairs
-25-4	1-4	HL	AL	49,977	54,000	18,000	↑ LO1G	2,000	4 pairs	
-50-4				49,992	54,020		↓ L			
-75-4										
-100-4	5	FL	AL	49,977	54,000	22,880	↑ LO1G	2,000	1 pair	
				49,992	54,020		↓ L			
432409-00-4										4 pairs
-25-4	1-4	PL	AL	44,975	48,000	19,030	↑ L	1,500		
-50-4				44,990	48,020		↓ L			
-75-4										
-100-4										

72,000 mm 2

G4LC

435306-00-4										4 pairs
-25-4	1-4	PL	AL	39,000	42,000	14,000	↑ L	1,506		
-50-4				39,000	42,000		↓ L			
-75-4										








76,500 mm 3

G4ED

402401-00-4 *										5 pairs
-25-4	1-4	HL	AL	49,977	54,000	18,000	↑ LO1G	2,000	4 pairs	
-50-4				49,992	54,020		↓ L			
-75-4										
-100-4	5	FL	AL	49,977	54,000	22,880	↑ LO1G	2,000	1 pair	
				49,992	54,020		↓ L			
432409-00-4										4 pairs
-25-4	1-4	PL	AL	44,975	48,000	19,030	↑ L	1,500		
-50-4				44,990	48,020		↓ L			
-75-4										
-100-4										








KING LONG

							
6110 HP310	D 2866 LOH 27	01.08	11967	D	228 kW	581	1
6122 HP310	D 2866 LOH 27	01.08 - 12.13	11967	D	228 kW	581	1

KING LONG



 ENGINE			ccm	kW			1 POS
D 2866 LOH 27	128,000	6	11967	228 kW	D	581	1



Type

128,000 mm

1

D 2866 LOH 27

431005-00-1

1 pair

-25-1
-50-1

PL

CU3







31,959
31,975

36,000
36,016











19,000

↑ O1
↓ O1

2,011

	 ENGINE	 00000	ccm		kW		 1 POS
X-Bow Cabriolet 2.0 GT	CDLA	05.13	1984	B	210 kW	584	2
X-Bow Cabriolet 2.0 RR	CDLA	07.18	1984	B	265 kW	584	2
X-Bow Cabriolet 2.0 R	CDLA	07.10	1984	B	200 kW	584	2
X-Bow Cabriolet 2.0 R	CDLA	07.10	1984	B	220 kW	584	2
X-Bow Cabriolet 2.0	CAEB	07.08	1984	B	177 kW	584	1
X-Bow Coupe 2.0 GT4	CDLA	07.18	1984	B	265 kW	584	2



			ccm	kW			1 POS
CAEB	82,500	4	1984	177 kW	B	584	1
			ccm	kW			1 POS
CDLA	82,500	4	1984	200 - 265 kW	B	584	2



82,500 mm		1
------------------	--	----------






CAEB								
405023-00-4								5 pairs
	1-5	HL	AL	57,958 57,978	63,000 63,019	15,500	↑ L O2G ↓ L	2,510
435030-00-4								4 pairs
	1-4	PL	CU3 LF	47,758 47,778	50,600 50,619	17,500		1,406






82,500 mm		2
------------------	--	----------

CDLA								
405005-00-4								5 pairs
	1-5	HL	AL	53,963 53,983	59,000 59,010	18,500	↑ L O1G ↓ L	2,508
415002-00-1								1 pair
		AS	CU2	59,500 59,750	71,550 71,800		↑ G ↓ G	2,475



110 (2110) 2.0 i (21106)	C 20 XE	08.96 - 07.00	1998	B	110 kW	588	9
1200-1500 Kombi 1.3 1300	BA3 2105	10.74 - 10.79	1294	B	51 kW	587	5
1200-1500 Kombi 1200 (2102)	2101	09.73 - 08.84	1198	B	44 kW	587	1
1200-1500 Kombi 1300 (VAZ-21021)	BA3 2105	01.81 - 12.82	1294	B	49 kW	587	5
1200-1500 Kombi 1500 (2102)	BA3 2103	09.73 - 06.85	1452	B	55 kW	587	3
1200-1600 1.3 2106	BA3 2105	04.76 - 12.05	1294	B	49 kW	587	5
1200-1600 1.5 (2103)	BA3 2103	03.72 - 12.83	1452	B	49 kW	587	3
1200-1600 1200 L/S (2101)	2101	01.70 - 06.86	1198	B	44 kW	587	1
1200-1600 1300 (VAZ2101)	BA3 21011	05.78 - 01.87	1294	B	48 kW	587	2
1200-1600 1300 (WAS21011)	BA3 2105	08.74 - 08.84	1294	B	51 kW	587	5
1200-1600 1500 (WAS2103, WAS2106)	BA3 2103	09.72 - 08.84	1452	B	55 kW	587	3
1200-1600 1500 N/S (VAZ2103)	BA3 2103	11.75 - 01.96	1452	B	55 kW	587	3
1200-1600 1600 (2106)	BA3 2103	01.84 - 01.90	1452	B	56 kW	587	3
1200-1600 1600 (2106)	BA3 2106	09.72 - 01.96	1569	B	58 kW	587	5
1200-1600 1600 (2106)	BA3 2106	01.84 - 01.90	1569	B	56 kW	587	5
1200-1600 1600 N/L (VAZ2106, VAZ2103)	BA3 2106	03.79 - 12.05	1569	B	57 kW	587	5
NIVA Geländewagen geschlossen (2121, 2131) 1.5 4x4	BA3 2103	02.93 - 12.99	1452	B	53 kW	587	3
NIVA Geländewagen geschlossen (2121, 2131) 1.7 LPG	21214	09.02 - 12.15	1690	B/G	57 kW	588	7
NIVA Geländewagen geschlossen (2121, 2131) 1700 i 4x4 (21213, 21214)	21214	05.04	1690	B	61 kW	588	7
NIVA Geländewagen geschlossen (2121, 2131) 1700 i 4x4	21214	04.91 - 12.15	1690	B	60 kW	588	7
NIVA Geländewagen geschlossen (2121, 2131) 1700 i	21214	06.96 - 12.06	1690	B	59 kW	588	7
NIVA Geländewagen geschlossen (2121, 2131) 1900 Diesel (21215)	XUD9A	04.91 - 07.02	1905	D	48 kW	588	8
NIVA Geländewagen geschlossen (2121, 2131) 1900 Diesel (21215)	XUD9SD	04.91 - 07.02	1905	D	48 kW	588	8
NIVA Geländewagen geschlossen (2121, 2131) 1900 Diesel (21215)	XUD9SD	01.99 - 12.06	1905	D	55 kW	588	8
NOVA (2105) 1.6	BA3 2106	05.05 - 05.10	1569	B	54 kW	587	5
NOVA (2105) 1.6	BA3 2106	10.86 - 05.94	1569	B	57 kW	587	5
NOVA (2105) 1200 Junior/L (2105)	2101	09.81 - 04.12	1198	B	44 kW	587	1
NOVA (2105) 1300 Spezial/L (2105)	BA3 2105	05.81 - 04.12	1294	B	48 kW	587	5
NOVA (2105) 1300	BA3 2105	09.83 - 12.97	1294	B	49 kW	587	5
NOVA (2105) 1500 S (WAS21093)	21083	06.89 - 04.12	1499	B	52 kW	587	6
NOVA (2105) 1500 Special (VAZ2105, WAS21053)	BA3 2103	03.85 - 04.12	1452	B	55 kW	587	3
NOVA (2105) 1500	BA3 2103	05.93 - 04.04	1452	B	49 kW	587	3
NOVA (2105) 1600 (WAS21074)	BA3 2106	01.88 - 10.01	1569	B	56 kW	587	5
NOVA Kombi (2104) 1.5 1500	BA3 2103	10.86 - 04.98	1452	B	55 kW	587	3
NOVA Kombi (2104) 1.6	BA3 2106	02.93 - 04.12	1569	B	55 kW	587	5
NOVA Kombi (2104) 1200 Junior/L	2101	09.84 - 02.85	1198	B	44 kW	587	1
NOVA Kombi (2104) 1300	BA3 2105	09.85 - 12.94	1294	B	48 kW	587	5
NOVA Kombi (2104) 1500	BA3 2103	09.85 - 04.98	1452	B	55 kW	587	3
NOVA Kombi (2104) 1500	BA3 2103	08.94 - 04.12	1452	B	49 kW	587	3
SAMARA (2108, 2109, 2113, 2114) 1100	BA3 21081	02.88 - 05.95	1099	B	39 kW	587	4
SAMARA (2108, 2109, 2113, 2114) 1100	BA3 21081	02.96 - 08.99	1099	B	43 kW	587	4
SAMARA (2108, 2109, 2113, 2114) 1300	BA3 2108	06.87 - 12.96	1288	B	46 kW	587	4
SAMARA (2108, 2109, 2113, 2114) 1300	BA3 2108	01.86 - 12.94	1288	B	48 kW	587	4
SAMARA (2108, 2109, 2113, 2114) 1300	BA3 2108	09.91 - 08.99	1288	B	45 kW	587	4
SAMARA (2108, 2109, 2113, 2114) 1300	BA3 21115	01.89 - 12.99	1288	B	50 kW	587	2
SAMARA (2108, 2109, 2113, 2114) 1500	21083	09.87 - 12.96	1499	B	53 kW	587	6
SAMARA (2108, 2109, 2113, 2114) 1500	21083	09.91 - 12.96	1499	B	50 kW	587	6
SAMARA (2108, 2109, 2113, 2114) 1500	21083	01.86 - 01.98	1499	B	55 kW	587	6
SAMARA Cabriolet (2108_) 1.5	21083	01.92 - 05.04	1499	B	50 kW	587	6
SAMARA Schrägheck (2113, 2114) 1.5	21083	08.03 - 12.13	1499	B	53 kW	587	6
SAMARA Stufenheck (21099, 2115) 1100	BA3 21081	07.91 - 08.99	1099	B	39 kW	587	4
SAMARA Stufenheck (21099, 2115) 1300	BA3 2108	05.89 - 07.97	1288	B	48 kW	587	4
SAMARA Stufenheck (21099, 2115) 1300	BA3 2108	05.90 - 08.99	1288	B	46 kW	587	4
SAMARA Stufenheck (21099, 2115) 1300	BA3 2108	07.91 - 08.99	1288	B	45 kW	587	4
SAMARA Stufenheck (21099, 2115) 1300	BA3 21115	06.95 - 12.06	1288	B	50 kW	587	2
SAMARA Stufenheck (21099, 2115) 1500	21083	09.91 - 12.96	1499	B	53 kW	587	6
SAMARA Stufenheck (21099, 2115) 1500	21083	07.91 - 12.96	1499	B	50 kW	587	6
TOSCANA (2107) 1.6	BA3 2106	06.94 - 05.12	1569	B	54 kW	587	5
TOSCANA (2107) 1.6	BA3 2106	10.85 - 05.94	1569	B	57 kW	587	5
TOSCANA (2107) 1300	BA3 2105	12.85 - 05.12	1294	B	48 kW	587	5
TOSCANA (2107) 1500	BA3 2103	09.83 - 02.93	1452	B	55 kW	587	3

			ccm	kW			1 POS
2101	76,000	4	1198	44 kW	B	587	1
21083	82,000	4	1499	50 - 55 kW	B	587	6
21214	82,000	4	1690	57 - 61 kW	B	588	7
BA3 21011	76,000	4	1294	48 kW	B	587	2
BA3 2103	76,000	4	1452	49 - 56 kW	B	587	3
BA3 2105	79,000	4	1294	48 - 68 kW	B	587	5
BA3 2106	79,000	4	1569	54 - 58 kW	B	587	5
BA3 2108 (KAT)	76,000	4	1288	44 - 45 kW	B	587	2

			ccm	kW			1 POS
BA3 21081 (KAT)	76,000	4	1099	39 - 43 kW	B	587	2
BA3 21081	76,000	4	1099	39 - 50 kW	B	587	4
BA3 2108	76,000	4	1288	44 - 48 kW	B	587	4
BA3 21115	76,000	4	1288	50 kW	B	587	2
C 20 XE	86,000	4	1998	110 kW	B	588	9
XUD9A	83,000	4	1905	47 - 52 kW	D	588	8
XUD9SD	83,000	4	1905	48 - 55 kW	D	588	8



76,000 mm										1
2101										
402805-00-4										5 pairs
-25-4	1,2,4,5	HL	AL	50,785	54,507	21,250	↑ LO2G	1,831	4 pairs	
-50-4				50,805	54,520		↓ LO2G			
-75-4										
-100-4	3	HL	AL	50,785	54,507	22,750	↑ LO2	1,831	1 pair	
				50,805	54,520		↓ LO2			
76,000 mm										2
BA3 21011 , BA3 2108 (KAT) , BA3 21081 (KAT) , BA3 21115 ,										
432801-00-4										4 pairs
-25-4	1-4	PL	AL	47,814	51,330	20,700	↑ LO1	1,730		
-50-4				47,834	51,346		↓ LO1			
-75-4										
-100-4										
76,000 mm										3
BA3 2103										
402805-00-4										5 pairs
-25-4	1,2,4,5	HL	AL	50,785	54,507	21,250	↑ LO2G	1,831	4 pairs	
-50-4				50,805	54,520		↓ LO2G			
-75-4										
-100-4	3	HL	AL	50,785	54,507	22,750	↑ LO2	1,831	1 pair	
				50,805	54,520		↓ LO2			
432801-00-4										4 pairs
-25-4	1-4	PL	AL	47,814	51,330	20,700	↑ LO1	1,730		
-50-4				47,834	51,346		↓ LO1			
-75-4										
-100-4										
76,000 mm										4
BA3 21081 , BA3 2108 ,										
402804-00-4										5 pairs
-25-4	1-5	HL	AL	50,799	54,507	19,500	↑ LO2G	1,831	2 pairs	
-50-4				50,819	54,520		↓ LO2G			
-75-4										
-100-4	1-5	HL	AL	50,799	54,507	19,500	↑ LO2	1,831	3 pairs	
				50,819	54,520		↓ LO2			
432801-00-4										4 pairs
-25-4	1-4	PL	AL	47,814	51,330	20,700	↑ LO1	1,730		
-50-4				47,834	51,346		↓ LO1			
-75-4										
-100-4										
79,000 mm										5
BA3 2105 , BA3 2106 ,										
402805-00-4										5 pairs
-25-4	1,2,4,5	HL	AL	50,785	54,507	21,250	↑ LO2G	1,831	4 pairs	
-50-4				50,805	54,520		↓ LO2G			
-75-4										
-100-4	3	HL	AL	50,785	54,507	22,750	↑ LO2	1,831	1 pair	
				50,805	54,520		↓ LO2			
432801-00-4										4 pairs
-25-4	1-4	PL	AL	47,814	51,330	20,700	↑ LO1	1,730		
-50-4				47,834	51,346		↓ LO1			
-75-4										
-100-4										
82,000 mm										6
21083										
402804-00-4										5 pairs
-25-4	1-5	HL	AL	50,799	54,507	19,500	↑ LO2G	1,831	2 pairs	
-50-4				50,819	54,520		↓ LO2G			
-75-4										
-100-4	1-5	HL	AL	50,799	54,507	19,500	↑ LO2	1,831	3 pairs	
				50,819	54,520		↓ LO2			



82,000 mm	7
------------------	----------

<small>21214</small>									
402805-00-4									5 pairs
-25-4	1,2,4,5	HL	AL	50,785	54,507	21,250	↑ LO2G	1,831	4 pairs
-50-4				50,805	54,520		↓ LO2G		
-75-4									
-100-4	3	HL	AL	50,785	54,507	22,750	↑ LO2	1,831	1 pair
				50,805	54,520		↓ LO2		

83,000 mm	8
------------------	----------






<small>XUD9A , XUD9SD ,</small>									
403701-00-4									5 pairs
-30-4	1-5	HL	AL	59,981	63,731	20,290	↑ LO1G	1,845	
-50-4				60,000	63,750		↓ L		
-80-4									
-100-4									
411101-00-2									2 pairs
-10-2		AS	CU2	67,050	83,050		↑ L G	2,330	
-15-2				67,300	83,300		↓ G		
433701-00-4									4 pairs
-30-4	1-4	PL	AL	49,984	53,695	20,050	↑ L	1,830	
-50-4				50,000	53,708		↓ L		
-80-4									
-100-4									
443701-00-4									4 pairs
	1-4	PB	CU2	25,007	27,200	24,050	↑ O1G	1,440	
				25,020	27,221		↓		

86,000 mm	9
------------------	----------

<small>C 20 XE</small>									
403506-00-4 *									5 pairs
-25-4	1,2,4,5	HL	AL	57,982	62,000	19,500	↑ LO1G	1,995	4 pairs
-50-4				57,995	62,013		↓ LO1G		
	3	FL	AL	57,982	62,000	25,910	↑ LO1G	1,995	1 pair
				57,995	62,013		↓ LO1G		
433501-00-4									4 pairs
-25-4	1-4	PL	CU3	48,971	52,000	19,300	↑ LO1	1,500	
-50-4				48,987	52,012		↓ L		








A 112 0.9 Junior (A112B/2)	A112 A.000	03.81 - 06.86	903	B	29 kW	595	2
A 112 0.9 Junior (A112B/2)	A112 A5.000	03.81 - 06.86	903	B	29 kW	595	2
A 112 0.9 Junior (A112B/2)	A112 B2.000	03.81 - 06.86	903	B	29 kW	595	2
A 112 1.0 LX (A112)	A112 B1.000	03.84 - 12.86	965	B	35 kW	595	3
ARDEA Berlina 0.9 (AR)	100A	12.39 - 11.49	903	B	21 kW	595	1
ARDEA Berlina 0.9 (AR)	100B	11.49 - 12.52	903	B	22 kW	595	1
ARDEA Berlina 0.9 (AR)	100	12.39 - 11.49	903	B	21 kW	595	1
ARDEA Berlina 0.9 (AR)	A112 A.000	12.39 - 11.49	903	B	21 kW	595	2
ARDEA Berlina 0.9 (AR)	A112 A.000	11.49 - 12.52	903	B	22 kW	595	2
BETA H.P.E. (828_) 1600 (828BF0)	828 B.000	08.80 - 09.84	1585	B	74 kW	598	23
BETA H.P.E. (828_) 2000 (828.BF)	828 B1.000	04.79 - 09.84	1995	B	85 kW	598	23
BETA H.P.E. (828_) 2000 (828.BF)	828 B1.000	05.76 - 05.78	1995	B	88 kW	598	23
BETA H.P.E. (828_) 2000 Volumex (828.BF)	828 B7.000	07.83 - 09.84	1995	B	99 kW	598	23
BETA H.P.E. (828_) 2000 i.e. (828BF)	828 B4.000	05.81 - 09.84	1995	B	90 kW	598	23
BETA (828_) 1600 (828CB0, 828AB0)	828 B.000	08.73 - 07.82	1585	B	74 kW	598	23
BETA (828_) 1800 (828AB1)	828 A1.000	08.73 - 07.76	1756	B	81 kW	598	23
BETA (828_) 1800	828 A1.000	03.75 - 12.76	1756	B	89 kW	598	23
BETA (828_) 2000 (828CB1)	828 B1.000	07.78 - 07.82	1995	B	85 kW	598	23
BETA Coupe (828_) 1300 (828BC3)	828 D3.000	12.81 - 12.84	1367	B	62 kW	596	9
BETA Coupe (828_) 1600 (828BC0)	828 B.000	04.76 - 12.84	1585	B	74 kW	598	23
BETA Coupe (828_) 1800 (828AC1, 828BF)	828 A1.000	09.74 - 12.76	1756	B	88 kW	598	23
BETA Coupe (828_) 2000 (828.BC)	828 B1.000	04.76 - 12.84	1995	B	88 kW	598	23
BETA Coupe (828_) 2000 (828BC_)	828 B1.000	01.81 - 12.84	1995	B	85 kW	598	23
BETA Coupe (828_) 2000 VX (828.BC)	828 B7.000	07.83 - 12.84	1995	B	99 kW	598	23
BETA Coupe (828_) 2000 i.e. (828.BC)	828 B4.000	12.81 - 12.84	1995	B	90 kW	598	23
BETA MONTE CARLO (137_) 2.0 (137AS)	828 B1.000	06.81 - 10.83	1995	B	90 kW	598	23
BETA MONTE CARLO (137_) 2.0 (137AS_)	134 AS.000	09.75 - 05.81	1995	B	88 kW	598	23
BETA Spider (828_) 1600 (828BS0)	828 B.000	05.76 - 10.86	1585	B	74 kW	598	23
BETA Spider (828_) 2000 (828BS1)	828 B1.000	04.79 - 10.86	1995	B	85 kW	598	23
BETA Spider (828_) 2000 (828BS1)	828 B1.000	05.76 - 11.79	1995	B	88 kW	598	23
BETA Stufenheck (828_) 1600 (828DB1)	828 B.000	03.76 - 10.86	1585	B	74 kW	598	23
BETA Stufenheck (828_) 2000 (828CB1)	828 B1.000	04.76 - 07.78	1995	B	88 kW	598	23
DEDRA (835_) 1.8 16V LE (835FG)	182 A2.000	03.96 - 07.99	1747	B	83 kW	597	12
DEDRA (835_) 1.8 GT 16V (835EH)	183 A1.000	03.96 - 07.99	1747	B	96 kW	597	12
DEDRA (835_) 1.8 i.e. (835AC, 835BC)	835 A2.000	09.89 - 06.94	1756	B	80 kW	598	23
DEDRA (835_) 1.8 i.e. (835AT)	835 C5.000	08.93 - 07.99	1756	B	66 kW	598	23
DEDRA (835_) 1.8 i.e. (835BD, 835AD)	835 A2.046	09.89 - 07.99	1756	B	77 kW	598	23
DEDRA (835_) 1.8 i.e. (835FA)	836 A5.000	07.94 - 07.99	1756	B	74 kW	598	23
DEDRA (835_) 1.9 TDS (835EE, 835EF)	160 D1.000	04.89 - 07.99	1929	D	66 kW	598	18
DEDRA (835_) 1.9 TDS (835EE, 835EF)	835 A4.000	04.89 - 07.99	1929	D	66 kW	598	18
DEDRA (835_) 1.9 TDS (835EE, 835EF)	835 A4.046	04.89 - 07.99	1929	D	66 kW	598	18
DEDRA (835_) 2.0 16V (835ED)	836 A3.000	07.94 - 07.99	1995	B	102 kW	598	24
DEDRA (835_) 2.0 HF Integrale (835AP)	835 A7.046	01.90 - 03.98	1995	B	124 kW	598	23
DEDRA (835_) 2.0 Turbo (835AQ)	835 A8.000	11.90 - 06.94	1995	B	130 kW	598	23
DEDRA (835_) 2.0 i.e. (835AI)	835 A5.000	09.89 - 07.92	1995	B	86 kW	598	24
DEDRA (835_) 2.0 i.e. (835AL)	835 A5.046	09.89 - 07.99	1995	B	83 kW	598	23
DEDRA (835_) 2.0 i.e. Turbo (835AR)	835 A8.046	04.91 - 07.99	1995	B	119 kW	598	24
DEDRA (835_) 2.0 i.e. Turbo Integrale (835AO)	835 A7.000	04.90 - 08.91	1995	B	121 kW	598	23
DEDRA SW (835_) 1.8 16V LE (835FG)	182 A2.000	03.96 - 07.99	1747	B	83 kW	597	12
DEDRA SW (835_) 1.8 GT 16V (835EH)	183 A1.000	03.96 - 07.99	1747	B	96 kW	597	12
DEDRA SW (835_) 1.8 i.e. (835FA)	836 A5.000	07.94 - 07.99	1756	B	74 kW	598	23
DEDRA SW (835_) 1.9 TDS (835EE, 835EF)	160 D1.000	07.94 - 07.99	1929	D	66 kW	598	18
DEDRA SW (835_) 1.9 TDS (835EE, 835EF)	835 A4.000	07.94 - 07.99	1929	D	66 kW	598	18
DEDRA SW (835_) 2.0 16V (835ED)	836 A3.000	07.94 - 07.99	1995	B	102 kW	598	24
DEDRA SW (835_) 2.0 Integrale (835ED)	836 A3.000	07.94 - 07.99	1995	B	102 kW	598	24
DELTA I (831_) 1.5 (831AB.025)	831 B1.000	09.79 - 12.92	1498	B	63 kW	600	30
DELTA I (831_) 1.6 GT (831AB.06)	831 A4.000	11.82 - 04.86	1585	B	77 kW	598	23
DELTA I (831_) 1.6 GT i.e. (831AB.010)	149 C2.000	05.87 - 08.92	1585	B	66 kW	598	23
DELTA I (831_) 1.6 GT i.e. (831AB.016)	831 B7.000	08.86 - 08.88	1585	B	80 kW	598	23
DELTA I (831_) 1.6 HF Turbo (831AB.0)	831 A7.000	10.83 - 12.86	1585	B	96 kW	598	23
DELTA I (831_) 1.6 HF Turbo (831AB.020)	831 B3.000	08.86 - 08.88	1585	B	103 kW	598	23
DELTA I (831_) 1.6 HF Turbo (831AB.020S)	831 B7.046	04.87 - 03.89	1585	B	97 kW	598	23

			ccm		kw		1 POS
DELTA I (831_) 1.9 Turbo DS (831AB.021)	831 D1.000	10.86 - 12.89	1929	D	59 kW	598	19
DELTA I (831_) 2.0 16V HF Evo I Integrale (831.AB)	831 E5.000	09.91 - 12.92	1995	B	154 kW	598	24
DELTA I (831_) 2.0 16V HF Evo II Integrale (831.AB)	831 E5.000	06.93 - 01.94	1995	B	158 kW	598	24
DELTA I (831_) 2.0 16V HF Evo Integrale (831AB.000)	831 E5.000	06.91 - 01.94	1995	B	151 kW	598	24
DELTA I (831_) 2.0 16V HF Evo Integrale (831AB.027)	831 E5.000	06.93 - 01.94	1995	B	155 kW	598	24
DELTA I (831_) 2.0 16V HF Evo Integrale (831AB.027)	831 E5.046	06.93 - 01.94	1995	B	155 kW	598	24
DELTA I (831_) 2.0 16V HF Integrale (831AB.026)	831 D5.000	03.89 - 09.91	1995	B	144 kW	598	24
DELTA I (831_) 2.0 HF Integrale (831AB.019)	831 B5.000	11.86 - 08.88	1995	B	122 kW	598	23
DELTA I (831_) 2.0 HF Integrale (831AB.024)	831 C5.000	10.87 - 12.91	1995	B	133 kW	598	23
DELTA I (831_) 2.0 HF Integrale (831AB.024S, 831AB.028)	831 C5.046	12.86 - 12.92	1995	B	130 kW	598	23
DELTA II (836_) 1.8 i.e. (836AE)	835 C2.000	06.93 - 08.99	1756	B	76 kW	598	23
DELTA II (836_) 1.8 i.e. (836AG, 836AL)	835 C4.000	07.94 - 08.99	1756	B	66 kW	598	23
DELTA II (836_) 1.8 i.e. (836AG, 836AL)	836 A6.000	07.94 - 08.99	1756	B	66 kW	598	23
DELTA II (836_) 1.8 i.e. (836AG, 836AL)	836 C4.000	07.94 - 08.99	1756	B	66 kW	598	23
DELTA II (836_) 1.8 i.e. 16V (836AQ)	182 A2.000	03.96 - 08.99	1747	B	83 kW	597	12
DELTA II (836_) 1.8 i.e. 16V GT (836AR)	183 A1.000	03.96 - 08.99	1747	B	96 kW	597	12
DELTA II (836_) 1.9 TD (836AM, 836AN)	160 D1.000	10.94 - 08.99	1929	D	66 kW	598	18
DELTA II (836_) 1.9 TD (836AM, 836AN)	835 A4.000	10.94 - 08.99	1929	D	66 kW	598	18
DELTA II (836_) 2.0 16V (836AA, 836CA)	836 A3.000	06.93 - 08.99	1995	B	102 kW	598	24
DELTA II (836_) 2.0 16V Turbo (836AB)	836 A2.000	06.93 - 08.99	1995	B	137 kW	598	24
DELTA II (836_) 2.0 16V Turbo (836AS)	175 A4.000	07.96 - 08.99	1995	B	142 kW	598	24
DELTA III (844_) 1.4 (844.AXA1A)	198 A4.000	09.08 - 08.14	1368	B	88 kW	596	7
DELTA III (844_) 1.4 (844.AXB1A)	198 A1.000	09.08 - 08.14	1368	B	110 kW	596	7
DELTA III (844_) 1.4 16V (844.AXL1A)	198 A7.000	07.10 - 08.14	1368	B	103 kW	596	7
DELTA III (844_) 1.4 Bifuel (844.AXA1A)	198 A4.000	07.11 - 08.14	1368	B/G	88 kW	596	7
DELTA III (844_) 1.9 D Multijet (844.AXE1A)	844 A1.000	01.09 - 08.14	1910	D	140 kW	597	17
DELTA III (844_) 2.0 D Multijet (844.AXD1A, 844.AXM1A)	198 A5.000	09.08 - 08.14	1956	D	121 kW	598	20
DELTA III (844_) 2.0 D Multijet (844.AXD1A, 844.AXM1A)	198 A8.000	09.08 - 08.14	1956	D	121 kW	598	20
DELTA III (844_) 2.0 D Multijet (844.AXG1A, 844.AXN1A)	844 A2.000	09.08 - 08.14	1956	D	120 kW	598	20
KAPPA (838_) 2.0 16V Turbo (838AB1AA)	838 A4.000	02.95 - 10.01	1995	B	151 kW	598	24
KAPPA (838_) 2.0 20V (838AA1AA)	838 A1.000	10.94 - 10.01	1998	B	107 kW	596	11
KAPPA (838_) 2.0 20V (838AG1AA, 838AG11A)	838 A6.000	07.96 - 10.01	1998	B	114 kW	596	11
KAPPA (838_) 2.0 20V Turbo (838AM1AA)	175 A3.000	06.98 - 10.01	1998	B	162 kW	596	11
KAPPA (838_) 2.4 20V (838AC1AA, 838AC11A)	838 A2.000	08.94 - 10.01	2446	B	129 kW	598	22
KAPPA (838_) 2.4 20V (838AC1AA, 838AC11A)	838 A2.027	08.94 - 10.01	2446	B	129 kW	598	22
KAPPA (838_) 2.4 JTD (838AL1AA)	838 A8.000	06.98 - 10.01	2387	D	100 kW	596	11
KAPPA (838_) 2.4 T.DS (838AE1AA, 838AH1AA)	838 A3.000	08.94 - 10.01	2387	D	91 kW	596	11
KAPPA (838_) 2.4 T.DS (838AE1AA, 838AH1AA)	838 A7.000	08.94 - 10.01	2387	D	91 kW	596	11
KAPPA Coupe (838_) 2.0 16V Turbo (838CB)	838 A4.000	11.96 - 03.01	1995	B	151 kW	598	24
KAPPA Coupe (838_) 2.0 20V Turbo (838CM)	175 A3.000	06.98 - 03.01	1998	B	162 kW	596	11
KAPPA Coupe (838_) 2.4 20V (838CC)	838 A2.000	11.96 - 03.01	2446	B	129 kW	598	22
KAPPA SW (838_) 2.0 16V Turbo (838BB1AA)	838 A4.000	07.96 - 10.01	1995	B	151 kW	598	24
KAPPA SW (838_) 2.0 20V (838BG1AA)	838 A6.000	07.96 - 10.01	1998	B	114 kW	596	11
KAPPA SW (838_) 2.0 20V Turbo (838BM1AA)	175 A3.000	06.98 - 10.01	1998	B	162 kW	596	11
KAPPA SW (838_) 2.4 20V (838BC1AA, 838BC11A)	838 A2.000	07.96 - 10.01	2446	B	129 kW	598	22
KAPPA SW (838_) 2.4 JTD (838BL1AA)	838 A8.000	06.98 - 10.01	2387	D	100 kW	596	11
KAPPA SW (838_) 2.4 T.DS (838BH1AA)	838 A3.000	07.96 - 10.01	2387	D	91 kW	596	11
KAPPA SW (838_) 2.4 T.DS (838BH1AA)	838 A7.000	07.96 - 10.01	2387	D	91 kW	596	11
LYBRA (839_) 1.8 16V (839AXB1A, 839AXG1A)	839 A4.000	07.99 - 10.05	1747	B	96 kW	597	12
LYBRA (839_) 1.8 16V (839AXB1A, 839AXG1A)	839 A7.000	07.99 - 10.05	1747	B	96 kW	597	12
LYBRA (839_) 1.8 16V (839AXB1A, 839AXG1A)	839 A9.000	07.99 - 10.05	1747	B	96 kW	597	12
LYBRA (839_) 1.9 JTD (839.AX1A, 839.AXN1A, 839.CXL1A)	937 A2.000	05.01 - 10.05	1910	D	85 kW	597	13
LYBRA (839_) 1.9 JTD (839AXD1A)	AR 32302	07.99 - 09.00	1910	D	77 kW	597	13
LYBRA (839_) 1.9 JTD (839AX1A)	AR 37101	09.00 - 05.01	1910	D	81 kW	597	13
LYBRA (839_) 2.0 20V (839AXC11, 839AXC1A)	182 B7.000	07.99 - 09.00	1998	B	113 kW	596	11
LYBRA (839_) 2.0 20V (839AXH1A)	185 A8.000	09.00 - 10.05	1998	B	110 kW	596	11
LYBRA (839_) 2.4 20V (839.CXM1A)	192 A2.000	10.01 - 10.05	2446	B	125 kW	598	22
LYBRA (839_) 2.4 JTD (839.AXE1A)	841 C.000	05.02 - 10.05	2387	D	110 kW	596	11
LYBRA (839_) 2.4 JTD (839AXE1A)	839 A5.000	07.99 - 02.01	2387	D	99 kW	596	11
LYBRA (839_) 2.4 JTD (839AXE1A)	AR 32501	07.99 - 02.01	2387	D	99 kW	596	11
LYBRA (839_) 2.4 JTD (839AXL1A)	839 A6.000	09.00 - 05.02	2387	D	103 kW	596	11
LYBRA SW (839_) 1.8 16V (839BXB1A, 839BXG1A)	839 A4.000	07.99 - 10.05	1747	B	96 kW	597	12



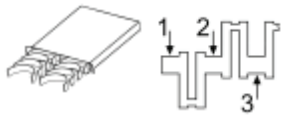
LYBRA SW (839_) 1.8 16V (839BxB1A, 839BXC1A)	839 A7.000	07.99 - 10.05	1747	B	96 kW	597	12
LYBRA SW (839_) 1.9 JTD (839.BX1A, 839.BXN1A, 839.CXL1A)	937 A2.000	05.01 - 10.05	1910	D	85 kW	597	13
LYBRA SW (839_) 1.9 JTD (839BXD1A)	AR 32302	07.99 - 09.01	1910	D	77 kW	597	13
LYBRA SW (839_) 1.9 JTD (839BX1A)	AR 37101	09.00 - 05.01	1910	D	81 kW	597	13
LYBRA SW (839_) 2.0 20V (839BXC11, 839BXC1A)	182 B7.000	07.99 - 09.00	1998	B	113 kW	596	11
LYBRA SW (839_) 2.0 20V (839BXH1A)	185 A8.000	09.00 - 10.05	1998	B	110 kW	596	11
LYBRA SW (839_) 2.4 JTD (839.BXE1A)	841 C.000	05.02 - 10.05	2387	D	110 kW	596	11
LYBRA SW (839_) 2.4 JTD (839BXE1A)	839 A5.000	10.99 - 09.00	2387	D	99 kW	596	11
LYBRA SW (839_) 2.4 JTD (839BXE1A)	AR 32501	10.99 - 09.00	2387	D	99 kW	596	11
LYBRA SW (839_) 2.4 JTD (839BXL1A)	839 A6.000	09.00 - 10.05	2387	D	103 kW	596	11
MUSA (350_) 1.3 D Multijet (350.AXB11, 350.AXB1A)	188 A9.000	10.04 - 09.12	1248	D	51 kW	595	4
MUSA (350_) 1.3 D Multijet (350.AXG11, 350.AXG1A)	199 A3.000	09.06 - 09.12	1248	D	66 kW	595	4
MUSA (350_) 1.3 D Multijet (350.AXM11, 350.AXM1A, 350.AX11A)	199 B1.000	03.09 - 09.12	1248	D	70 kW	595	4
MUSA (350_) 1.4 (350.AXA11, 350.AXA1A)	843 A 1.000	10.04 - 09.12	1368	B	70 kW	596	8
MUSA (350_) 1.4 (350.AXE1A)	192 B2.000	10.07 - 09.12	1368	B	66 kW	596	8
MUSA (350_) 1.4 (350.AXF1A)	350 A1.000	09.05 - 09.12	1368	B	57 kW	596	8
MUSA (350_) 1.4 LPG (350.AXF1A)	350 A1.000	11.10 - 09.12	1368	B/G	57 kW	596	8
MUSA (350_) 1.6 D Multijet (350.AXH1A)	350 A2.000	07.08 - 09.12	1598	D	88 kW	596	10
MUSA (350_) 1.6 D Multijet (350.AXL1A, 350.AXH1A)	350 A2.000	07.08 - 09.12	1598	D	85 kW	596	10
MUSA (350_) 1.9 D Multijet (350.AXC1A)	188 B2.000	10.04 - 09.12	1910	D	74 kW	597	13
PHEDRA (179_) 2.0 (179AXA11, 179AXA1A)	RFN (EW10J4)	09.02 - 11.10	1997	B	100 kW	599	27
PHEDRA (179_) 2.0 D Multijet (179.AXL1B, 179.BXL1B)	RHR (DW10BTED4)	07.06 - 11.10	1997	D	100 kW	599	28
PHEDRA (179_) 2.0 JTD (179.AXE1A)	RHM (DW10ATED4)	07.03 - 11.10	1997	D	79 kW	599	28
PHEDRA (179_) 2.0 JTD (179.AXH1B, 179.BXH1B)	RHK (DW10UTED4)	06.06 - 11.10	1997	D	88 kW	599	28
PHEDRA (179_) 2.0 JTD (179AXB1A)	RHW (DW10ATED4)	09.02 - 11.10	1997	D	80 kW	599	28
PHEDRA (179_) 2.2 D Multijet (179.AXM1B, 179.AXP11, 179.BXM1B,...)	4HS	03.08 - 11.10	2179	D	125 kW	599	25
PHEDRA (179_) 2.2 D Multijet (179.AXM1B, 179.AXP11, 179.BXM1B,...)	4HT	03.08 - 11.10	2179	D	125 kW	599	25
PHEDRA (179_) 2.2 JTD (179.AXN1B, 179.AXQ11, 179.BXN1B, 179.BXQ11)	4HP	04.06 - 11.10	2179	D	120 kW	599	25
PHEDRA (179_) 2.2 JTD (179.AXN1B, 179.AXQ11, 179.BXN1B, 179.BXQ11)	4HR	04.06 - 11.10	2179	D	120 kW	599	25
PHEDRA (179_) 2.2 JTD (179AXC1A)	4HW (DW12ATED4)	09.02 - 11.10	2179	D	94 kW	599	25
PRISMA (831_) 1.5 (831AB)	138 C2.048	09.85 - 02.92	1498	B	55 kW	600	30
PRISMA (831_) 1.5 (831AB)	831 B1.000	05.86 - 07.89	1498	B	59 kW	600	30
PRISMA (831_) 1.5 (831AB)	831 B1.048	09.85 - 02.92	1498	B	55 kW	600	30
PRISMA (831_) 1.6 (831AB)	831 A4.000	01.83 - 04.86	1585	B	77 kW	598	23
PRISMA (831_) 1.6 (831AB)	831 B6.000	08.86 - 02.92	1585	B	73 kW	598	23
PRISMA (831_) 1.6 (831AB)	831 B6.000	08.87 - 08.88	1585	B	71 kW	598	23
PRISMA (831_) 1.6 i.e. (831AB)	831 B7.000	05.86 - 12.89	1585	B	80 kW	598	23
PRISMA (831_) 1.6 i.e. Super (831AB)	149 C2.000	05.87 - 12.89	1585	B	66 kW	598	23
PRISMA (831_) 1.9 Diesel (831AB)	831 D.000	01.83 - 02.92	1911	D	48 kW	598	19
PRISMA (831_) 1.9 Turbo Diesel (831AB)	831 D1.000	05.85 - 12.89	1929	D	59 kW	598	19
PRISMA (831_) 2.0 i.e. Allrad (831AB)	831 B4.000	04.86 - 12.89	1995	B	85 kW	598	23
THEMA (834_) 2000 16V (834FA)	834 F1.000	08.92 - 12.93	1995	B	112 kW	598	24
THEMA (834_) 2000 16V Turbo (834AC)	834 C1.000	12.88 - 06.90	1995	B	133 kW	598	24
THEMA (834_) 2000 16V Turbo (834GC, 834FC)	834 F2.000	10.92 - 07.94	1995	B	148 kW	598	24
THEMA (834_) 2000 i.e (834AB)	834 B1.000	09.88 - 05.92	1995	B	86 kW	598	23
THEMA (834_) 2000 i.e. (834AB)	834 B.048	03.86 - 09.88	1995	B	83 kW	598	23
THEMA (834_) 2000 i.e. (834B)	834 B.000	11.84 - 09.88	1995	B	88 kW	598	23
THEMA (834_) 2000 i.e. (834BV)	834 B.146	09.87 - 05.92	1995	B	85 kW	598	23
THEMA (834_) 2000 i.e. 16V (834AA)	834 B2.000	05.88 - 08.92	1995	B	108 kW	598	24
THEMA (834_) 2000 i.e. 16V (834AI)	834 B2.246	02.89 - 05.92	1995	B	104 kW	598	24
THEMA (834_) 2000 i.e. 16V Turbo (834AL)	834 C1.246	04.89 - 05.92	1995	B	130 kW	598	24
THEMA (834_) 2000 i.e. Turbo (834C)	834 C.000	11.84 - 12.89	1995	B	122 kW	598	23
THEMA (834_) 2000 i.e. Turbo (834CV)	834 C.146	07.86 - 05.90	1995	B	110 kW	598	23
THEMA (834_) 2500 Turbo D (834D)	8144.91	11.84 - 09.88	2445	D	74 kW	600	31
THEMA (834_) 2500 Turbo DS (834AE)	8144.97	06.88 - 05.92	2499	D	85 kW	600	31
THEMA (834_) 2500 Turbo DS (834AM)	8144.97S	05.88 - 07.92	2500	D	77 kW	600	31
THEMA (834_) 2500 Turbo DS (834FE, 834LE)	8144.97 Y	05.92 - 07.94	2500	D	85 kW	600	31
THEMA (LX_) 3.0 D (48, LX)	EXF	09.11 - 10.14	2987	D	176 kW	598	21
THEMA (LX_) 3.0 D (LX, 48)	EXF	09.11 - 10.14	2987	D	140 kW	598	21
THEMA SW (834_) 2000 16V (834FA)	834 F1.000	05.92 - 07.94	1995	B	112 kW	598	24
THEMA SW (834_) 2000 Turbo (834.FA, 834.BV, 834.CV)	834 C.146	12.88 - 03.92	1995	B	110 kW	598	23
THEMA SW (834_) 2000 Turbo 16V (834GC, 834FC)	834 F2.000	11.92 - 07.94	1995	B	148 kW	598	24

			ccm		kw		1 POS
THEMA SW (834_) 2000 i.e. 16V (834AA)	834 B2.000	05.89 - 08.92	1995	B	108 kW	598	24
THEMA SW (834_) 2000 i.e. 16V (834AI)	834 B2.246	02.89 - 05.92	1995	B	104 kW	598	24
THEMA SW (834_) 2000 i.e. 16V Turbo (834AC)	834 C1.000	12.88 - 06.90	1995	B	133 kW	598	24
THEMA SW (834_) 2000 i.e. 16V Turbo (834AL)	834 C1.246	04.89 - 03.93	1995	B	130 kW	598	24
THEMA SW (834_) 2000 i.e. Turbo (834.05)	834 C.000	06.87 - 07.94	1995	B	122 kW	598	23
THEMA SW (834_) 2500 Turbo DS (834AE)	8144.97	06.88 - 05.92	2499	D	85 kW	600	31
THEMA SW (834_) 2500 Turbo DS (834AM)	8144.97S	05.88 - 07.92	2500	D	77 kW	600	31
THEMA SW (834_) 2500 Turbo DS (834D)	8144.91	03.87 - 09.90	2445	D	74 kW	600	31
THEMA SW (834_) 2500 Turbo DS (834FE, 834LE)	8144.97 Y	09.92 - 07.94	2500	D	85 kW	600	31
THEMIS (841_) 2.0 Turbo (841AXA1B03)	841 E.000	07.02 - 07.09	1998	B	136 kW	597	15
THEMIS (841_) 2.4 D Multijet (841.AXN111, 841.AXH110)	841 P.000	04.06 - 07.09	2387	D	136 kW	597	16
THEMIS (841_) 2.4 JTD (841.AXE1B0, 841.AXH110)	841 G.000	05.03 - 07.09	2387	D	129 kW	597	16
THEMIS (841_) 2.4 JTD (841.AXE1B0, 841.AXH110)	841 M.000	09.03 - 07.09	2387	D	120 kW	597	16
THEMIS (841_) 2.4 JTD (841.AXE1B0, 841.AXH110)	841 N.000	09.03 - 07.09	2387	D	120 kW	597	16
THEMIS (841_) 2.4 JTD (841AXD1B02)	841 C.000	07.02 - 07.09	2387	D	110 kW	596	11
TREVI (828_) 1600 (828DB03)	828 B.000	05.80 - 01.87	1585	B	74 kW	598	23
TREVI (828_) 2000 (828.DB1)	828 B1.000	05.80 - 10.84	1995	B	85 kW	598	23
TREVI (828_) 2000 Volumex (828DB17)	828 B7.000	08.83 - 05.85	1995	B	99 kW	598	23
TREVI (828_) 2000 i.e. (828DB13)	828 B4.000	05.80 - 01.87	1995	B	90 kW	598	23
Y (840_) 1.1 (840AE)	176 B2.000	11.95 - 09.03	1108	B	40 kW	595	5
Y (840_) 1.2 (840AA, 840AF1A)	188 A4.000	03.96 - 09.03	1242	B	44 kW	596	6
Y (840_) 1.2 (840AA, 840AF1A)	840 A3.000	03.96 - 09.03	1242	B	44 kW	596	6
Y (840_) 1.2 16V (840AD)	176 B9.000	04.97 - 09.03	1242	B	63 kW	596	6
Y (840_) 1.2 16V (840AG1A)	188 A5.000	10.00 - 09.03	1242	B	59 kW	596	6
Y (840_) 1.4 12V (840AB)	840 A2.000	10.96 - 09.03	1370	B	59 kW	597	14
Y (840_) 1.4 12V (840AC)	840 A4.000	03.96 - 09.03	1370	B	55 kW	597	14
Y10 (156_) 1.0 Fire (156AA)	156 A2.000	03.85 - 06.89	999	B	33 kW	595	5
Y10 (156_) 1.0 Fire (156AA, 156AD)	156 A2.000	03.85 - 02.90	999	B	37 kW	595	5
Y10 (156_) 1.0 Fire (156B, 156AD)	156 A2.100	06.85 - 06.91	999	B	32 kW	595	5
Y10 (156_) 1.0 Fire Allrad (156.AD)	156 A2.100	12.86 - 02.89	999	B	32 kW	595	5
Y10 (156_) 1.0 Fire Allrad (156AA)	156 A2.000	12.87 - 02.90	999	B	37 kW	595	5
Y10 (156_) 1.0 Fire Allrad (156AE)	156 A2.000	12.87 - 02.92	999	B	33 kW	595	5
Y10 (156_) 1.0 Fire Allrad (156AE)	156 A2.246	12.87 - 02.92	999	B	33 kW	595	5
Y10 (156_) 1.0 Fire Catalytic-Conv (156AE)	156 A2.246	10.87 - 02.92	999	B	33 kW	595	5
Y10 (156_) 1.1 Fire (156AG)	176 B2.000	01.95 - 12.95	1108	B	40 kW	595	5
Y10 (156_) 1.1 Fire Allrad (156AG)	176 B2.000	01.95 - 12.95	1108	B	40 kW	595	5
Y10 (156_) 1.1 i.e Fire (156AC)	156 C.000	08.89 - 06.92	1108	B	42 kW	595	5
Y10 (156_) 1.1 i.e Fire Allrad (156AC)	156 C.000	08.89 - 06.92	1108	B	42 kW	595	5
Y10 (156_) 1.1 i.e. Fire (156AG)	156 C.046	07.89 - 09.95	1108	B	37 kW	595	5
Y10 (156_) 1.1 i.e. Fire Allrad (156AG)	156 C.046	09.92 - 12.95	1108	B	37 kW	595	5
YPSILON (312_) 1.2 (312.PXA1A, 312.YXA1A)	169 A4.000	05.11	1242	B	51 kW	596	6
YPSILON (312_) 1.2 Bi-fuel (312.YXA1A)	169 A4.000	05.11	1242	B/G	49 kW	596	6
YPSILON (312_) 1.2 Bi-fuel (312.YXA1A)	169 A4.000	05.11	1242	B/G	51 kW	596	6
YPSILON (312_) 1.3 D Multijet (312.YXE1A, 312.YXU1A)	199 B1.000	05.11 - 08.18	1248	D	70 kW	595	4
YPSILON (312_) 1.3 D Multijet (312.YXE1A, 312.YXU1A)	312 B1.000	05.11 - 08.18	1248	D	70 kW	595	4
YPSILON (843_) 1.2 (843.AXA1A)	188 A4.000	10.03 - 12.11	1242	B	44 kW	596	6
YPSILON (843_) 1.2 (843.AXB1A)	188 A5.000	10.03 - 12.11	1242	B	59 kW	596	6
YPSILON (843_) 1.2 (843.AXL1A)	169 A4.000	08.10 - 12.11	1242	B	51 kW	596	6
YPSILON (843_) 1.3 D Multijet (843.AXE11, 843.AXE1A)	199 A3.000	09.06 - 12.11	1248	D	66 kW	595	4
YPSILON (843_) 1.3 D Multijet (843.AXF11, 843.AXF1A, 843.AXM11,....)	199 A2.000	09.06 - 12.11	1248	D	55 kW	595	4
YPSILON (843_) 1.3 D Multijet (843.AXH1A, 843.AXE1A)	199 A3.000	05.07 - 12.11	1248	D	77 kW	595	4
YPSILON (843_) 1.3 JTD (843.AXD11, 843.AXD1A)	188 A9.000	10.03 - 12.11	1248	D	51 kW	595	4
YPSILON (843_) 1.4 (843.AXG1A)	350 A1.000	02.06 - 12.11	1368	B	57 kW	596	8
YPSILON (843_) 1.4 16V (843.AXC11, 843.AXC1B, 843.AXC1A)	843 A 1.000	10.03 - 12.11	1368	B	70 kW	596	8
YPSILON (843_) 1.4 LPG (843.AXG1A)	350 A1.000	11.10 - 12.11	1368	B/G	57 kW	596	8
ZETA (22_) 2.0 16V (220AL5)	RFV (XU10J4R)	05.98 - 07.00	1998	B	97 kW	599	29
ZETA (22_) 2.0 16V (220AQ5, 220AQ4)	RFN	07.00 - 09.02	1997	B	100 kW	599	27
ZETA (22_) 2.0 JTD (220.AR5, 220.AN5)	RHW (DW10ATED4)	09.99 - 09.02	1997	D	80 kW	599	28
ZETA (22_) 2.0 JTD (220.AR5, 220.AN5)	RHZ (DW10ATED)	09.99 - 09.02	1997	D	80 kW	599	28
ZETA (22_) 2.0 JTD 16V (220.AR5OOL)	RHW (DW10ATED4)	04.01 - 10.03	1997	D	81 kW	599	28
ZETA (22_) 2.0 Turbo (220AD5, 220CD5)	RGX (XU10J2TE)	05.95 - 09.02	1998	B	108 kW	599	29
ZETA (22_) 2.1 TD (220AJ5)	P 8 C	05.96 - 09.99	2088	D	80 kW	599	26

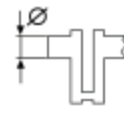


ENGINE	ccm	kW	1 POS	ENGINE	ccm	kW	1 POS
100A	65,000	4	903	21 - 22 kW	B	595	1
100B	65,000	4	903	21 - 22 kW	B	595	1
100	65,000	4	903	21 - 22 kW	B	595	1
132 B1.000	84,000	4	1756	77 - 82 kW	B	598	23
132 BB.1A 0	84,000	4	1756	77 - 82 kW	B	598	23
134 AS.000	84,000	4	1995	88 kW	B	598	23
138 C2.048	86,400	4	1498	55 kW	B	600	30
149 C2.000	84,000	4	1585	66 kW	B	598	23
156 A2.000	70,000	4	999	33 - 37 kW	B	595	5
156 A2.048	70,000	4	999	32 kW	B	595	5
156 A2.100	70,000	4	999	32 kW	B	595	5
156 A2.146	70,000	4	999	33 kW	B	595	5
156 A2.246	70,000	4	999	33 kW	B	595	5
156 A2.256	70,000	4	999	33 kW	B	595	5
156 C.000	70,000	4	1108	42 kW	B	595	5
156 C.046	70,000	4	1108	37 - 40 kW	B	595	5
160 D1.000	82,600	4	1929	66 kW	D	598	18
169 A4.000	70,800	4	1242	49 - 51 kW	B	596	6
169 A5.000	69,600	4	1248	55 kW	D	595	4
175 A3.000	82,000	5	1998	162 kW	B	596	11
175 A4.000	84,000	4	1995	142 kW	B	598	24
176 B2.000	70,000	4	1108	40 kW	B	595	5
176 B9.000	70,800	4	1242	63 kW	B	596	6
182 A2.000	82,000	4	1747	66 - 83 kW	B	597	12
182 B7.000	82,000	5	1998	113 kW	B	596	11
183 A1.000	82,000	4	1747	96 kW	B	597	12
185 A8.000	82,000	5	1998	110 kW	B	596	11
188 A4.000	70,800	4	1242	44 kW	B	596	6
188 A5.000	70,800	4	1242	59 kW	B	596	6
188 A9.000	69,600	4	1248	51 kW	D	595	4
188 B2.000	82,000	4	1910	74 kW	D	597	13
192 A2.000	83,000	5	2446	125 kW	B	598	22
192 B2.000	72,000	4	1368	66 kW	B	596	8
198 A1.000	72,000	4	1368	110 kW	B	596	7
198 A4.000	72,000	4	1368	88 kW	B/G	596	7
198 A5.000	83,000	4	1956	121 kW	D	598	20
198 A7.000	72,000	4	1368	103 kW	B	596	7
198 A8.000	83,000	4	1956	121 kW	D	598	20
198 A9.000	83,000	4	1956	120 kW	D	598	20
199 A2.000	69,600	4	1248	55 kW	D	595	4
199 A3.000	69,600	4	1248	66 - 77 kW	D	595	4
199 B1.000	69,600	4	1248	57 - 70 kW	D	595	4
312 B1.000	69,600	4	1248	70 kW	D	595	4
312 B5.000	69,600	4	1248	57 kW	D	595	4
350 A1.000	72,000	4	1368	55 - 57 kW	B	596	8
350 A2.000	79,500	4	1598	85 - 88 kW	D	596	10
4HP	85,000	4	2179	120 kW	D	599	25
4HR	85,000	4	2179	120 kW	D	599	25
4HS	85,000	4	2179	125 kW	D	599	25
4HT	85,000	4	2179	125 kW	D	599	25
4HW (DW12ATED4)	85,000	4	2179	94 kW	D	599	25
8144. 97S	93,000	4	2500	77 kW	D	600	31
8144.91	93,000	4	2445	74 kW	D	600	31
8144.97 Y	93,000	4	2500	85 kW	D	600	31
8144.97.2200	93,000	4	2499	85 - 87 kW	D	600	31
8144.97.2400	93,000	4	2499	83 - 87 kW	D	600	31
8144.97	93,000	4	2499	85 kW	D	600	31
828 A1.000	84,000	4	1756	81 - 89 kW	B	598	23
828 B.000	84,000	4	1585	74 kW	B	598	23
828 B1.000	84,000	4	1995	85 - 90 kW	B	598	23
828 B4.000	84,000	4	1995	90 kW	B	598	23
828 B7.000	84,000	4	1995	99 kW	B	598	23
828 D3.000	78,000	4	1367	62 kW	B	596	9
831 A4.000	84,000	4	1585	77 kW	B	598	23
831 A7.000	84,000	4	1585	96 kW	B	598	23
831 B1.000	86,400	4	1498	59 - 63 kW	B	600	30
831 B1.048	86,400	4	1498	55 kW	B	600	30
831 B3.000	84,000	4	1585	103 kW	B	598	23
831 B4.000	84,000	4	1995	85 kW	B	598	23
831 B5.000	84,000	4	1995	122 kW	B	598	23
831 B6.000	84,000	4	1585	71 - 73 kW	B	598	23
831 B7.000	84,000	4	1585	80 kW	B	598	23
831 B7.046	84,000	4	1585	97 kW	B	598	23
831 C5.000	84,000	4	1995	133 kW	B	598	23
831 C5.046	84,000	4	1995	130 kW	B	598	23
831 D.000	82,600	4	1911	48 kW	D	598	19
831 D1.000	82,600	4	1929	48 - 59 kW	D	598	19
831 D5.000	84,000	4	1995	144 kW	B	598	24
831 E5.000	84,000	4	1995	151 - 158 kW	B	598	24
831 E5.046	84,000	4	1995	155 kW	B	598	24
834 A4.000	84,000	4	1995	151 kW	B	598	23
834 B.000	84,000	4	1995	88 kW	B	598	23
834 B.048	84,000	4	1995	83 - 85 kW	B	598	23
834 B.146	84,000	4	1995	85 kW	B	598	23
834 B1.000	84,000	4	1995	86 kW	B	598	23
834 B2.000	84,000	4	1995	108 kW	B	598	24
834 B2.246	84,000	4	1995	104 kW	B	598	24
834 C.000	84,000	4	1995	122 kW	B	598	23
834 C.146	84,000	4	1995	110 kW	B	598	23
834 C1.000	84,000	4	1995	133 kW	B	598	24
834 C1.246	84,000	4	1995	130 kW	B	598	24
834 F1.000	84,000	4	1995	110 - 112 kW	B	598	24
834 F2.000	84,000	4	1995	148 kW	B	598	24
835 A2.000	84,000	4	1756	80 kW	B	598	23
835 A2.046	84,000	4	1756	74 - 77 kW	B	598	23
835 A4.000	82,600	4	1929	66 kW	D	598	18
835 A4.046	82,600	4	1929	66 kW	D	598	18
835 A5.000	84,000	4	1995	86 kW	B	598	24
835 A5.046	84,000	4	1995	82 - 83 kW	B	598	23
835 A7.000	84,000	4	1995	121 kW	B	598	23
835 A7.046	84,000	4	1995	124 kW	B	598	23
835 A8.000	84,000	4	1995	130 - 132 kW	B	598	23
835 A8.046	84,000	4	1995	119 kW	B	598	24
835 C2.000	84,000	4	1756	76 kW	B	598	23
835 C4.000	84,000	4	1756	66 kW	B	598	23
835 C5.000	84,000	4	1756	66 kW	B	598	23
836 A2.000	84,000	4	1995	137 kW	B	598	24
836 A2.046	84,000	4	1756	74 kW	B	598	23
836 A3.000	84,000	4	1995	102 - 108 kW	B	598	24
836 A5.000	84,000	4	1756	74 kW	B	598	23
836 A6.000	84,000	4	1756	66 kW	B	598	23
836 C4.000	84,000	4	1756	66 kW	B	598	23
838 A1.000	82,000	5	1998	107 kW	B	596	11
838 A2.000	83,000	5	2446	129 kW	B	598	22
838 A2.027	83,000	5	2446	129 kW	B	598	22
838 A3.000	82,000	5	2387	91 kW	D	596	11
838 A4.000	84,000	4	1995	151 kW	B	598	24
838 A6.000	82,000	5	1998	114 kW	B	596	11
838 A7.000	82,000	5	2387	91 kW	D	596	11
838 A8.000	82,000	5	2387	100 kW	D	596	11
838 B2.000	83,000	5	2446	129 kW	B	598	22
839 A4.000	82,000	4	1747	96 kW	B	597	12
839 A5.000	82,000	5	2387	96 - 99 kW	D	596	11
839 A6.000	82,000	5	2387	103 kW	D	596	11

ENGINE	\varnothing		ccm	kW			1 POS	ENGINE	\varnothing		ccm	kW			1 POS
839 A7.000	82,000	4	1747	96 kW	B	597	12	A112 A5.000	65,000	4	903	29 - 31 kW	B	595	2
839 A9.000	82,000	4	1747	96 kW	B	597	12	A112 B1.000	67,200	4	965	35 kW	B	595	3
840 A2.000	82,000	4	1370	55 - 59 kW	B	597	14	A112 B2.000	65,000	4	903	29 - 32 kW	B	595	2
840 A3.000	70,800	4	1242	44 kW	B	596	6	AR 32302	82,000	4	1910	77 kW	D	597	13
840 A4.000	82,000	4	1370	55 kW	B	597	14	AR 32501	82,000	5	2387	99 - 100 kW	D	596	11
841 C.000	82,000	5	2387	110 kW	D	596	11	AR 37101	82,000	4	1910	80 - 85 kW	D	597	13
841 E.000	82,000	5	1998	136 kW	B	597	15	EXF	83,000	6	2987	140 - 176 kW	D	598	21
841 G.000	82,000	5	2387	129 kW	D	597	16	P & C	85,000	4	2088	80 kW	D	599	26
841 H.000	82,000	5	2387	129 kW	D	597	16	RFN (EW10J4)	85,000	4	1997	100 kW	B	599	27
841 M.000	82,000	5	2387	120 - 147 kW	D	597	16	RFN	85,000	4	1997	100 kW	B	599	27
841 N.000	82,000	5	2387	120 kW	D	597	16	RFV (XU10J4R)	86,000	4	1998	97 kW	B	599	29
841 P.000	82,000	5	2387	136 kW	D	597	16	RGX (XU10J2TE)	86,000	4	1998	108 kW	B	599	29
843 A 1.000	72,000	4	1368	70 kW	B	596	8	RHK (DW10UTED4)	85,000	4	1997	79 - 88 kW	D	599	28
844 A1.000	82,000	4	1910	140 kW	D	597	17	RHM (DW10ATED4)	85,000	4	1997	79 kW	D	599	28
844 A2.000	83,000	4	1956	120 kW	D	598	20	RHR (DW10BTED4)	85,000	4	1997	100 kW	D	599	28
937 A2.000	82,000	4	1910	85 kW	D	597	13	RHW (DW10ATED4)	85,000	4	1997	80 - 81 kW	D	599	28
937 A5.000	82,000	4	1910	110 kW	D	597	17	RHZ (DW10ATED)	85,000	4	1997	80 kW	D	599	28
A112 A.000	65,000	4	903	21 - 32 kW	B	595	2								



Type



65,000 mm								1	
100A , 100B , 100 ,									
402005-00-4								3 pairs	
	1,3	HL	AL	50,785 50,805	54,507 54,520	20,620	↑ LO3G ↓ LO3G	1,837	2 pairs
	2	HL	AL	50,790 50,810	54,507 54,520	22,780	↑ LO2G ↓ LO2G	1,837	1 pair
65,000 mm								2	
A112 A.000 , A112 A5.000 , A112 B2.000 ,									
402005-00-4								3 pairs	
	1,3	HL	AL	50,785 50,805	54,507 54,520	20,620	↑ LO3G ↓ LO3G	1,837	2 pairs
	2	HL	AL	50,790 50,810	54,507 54,520	22,780	↑ LO2G ↓ LO2G	1,837	1 pair
432005-00-4								4 pairs	
	1-4	PL	AL	39,985 40,005	43,657 43,670	16,550	↑ LO2 ↓ LO2	1,813	
67,200 mm								3	
A112 B1.000									
402005-00-4								3 pairs	
	1,3	HL	AL	50,785 50,805	54,507 54,520	20,620	↑ LO3G ↓ LO3G	1,837	2 pairs
	2	HL	AL	50,790 50,810	54,507 54,520	22,780	↑ LO2G ↓ LO2G	1,837	1 pair
432005-00-4								4 pairs	
	1-4	PL	AL	39,985 40,005	43,657 43,670	16,550	↑ LO2 ↓ LO2	1,813	
69,600 mm								4	
169 A5.000 , 188 A9.000 , 199 A2.000 , 199 A3.000 , 199 B1.000 , 312 B1.000 , 312 B5.000 ,									
403502-00-4								5 pairs	
	-25-4 -50-4	1,2,4,5	HL	50,982 51,000	54,710 54,722	19,000	↑ LO2G ↓ L	1,840	4 pairs
		3	FL ↓ HL	50,982 51,000	54,710 54,722	23,950 ↓ 19,000	↑ LO2G ↓ L	1,840	1 pair
433504-00-4								4 pairs	
	-25-4 -50-4	1-4	PL	42,582 42,600	45,734 45,744	20,000	↑ O1 ↓	1,552	
70,000 mm								5	
156 A2.000 , 156 A2.048 , 156 A2.100 , 156 A2.146 , 156 A2.246 , 156 A2.256 , 156 C.000 , 156 C.046 , 176 B2.000 ,									
402001-00-4								6 pairs	
	-25-4 -50-4 -75-4	1-5	HL	43,990 44,000	47,705 47,718	19,000	↑ LO2G ↓ LO2G	1,842	5 pairs
		3	AS	68,900 68,900	48,200 48,200	19,000	↑ LO1G ↓ LO1G	2,300	1 pair
432001-00-4								4 pairs	
	-25-4 -50-4 -75-4	1-4	PL	37,998 38,008	41,128 41,140	19,000	↑ LO1 ↓ LO1	1,549	



70,800 mm 6

169 A4.000 , 176 B9.000 , 188 A4.000 , 188 A5.000 , 840 A3.000 ,

400102-00-4 6 pairs									
-25-4	1-5	HL	AL	47,980	51,705	19,000	↑ LO2G	1,848	5 pairs
-50-4				48,000	51,718		↓ LO2G		
-75-4									
-100-4	3	AS	AL	52,000	68,766			2,325	1 pair
				52,200	69,020				

430102-00-4 4 pairs

-25-4	1-4	PL	AL	41,988	45,127	19,000	↑ LO1	1,548	
-50-4				42,008	45,140		↓ LO1		
-75-4									
-100-4									

72,000 mm 7

198 A1.000 , 198 A4.000 , 198 A7.000 ,

400102-00-4 6 pairs									
-25-4	1-5	HL	AL	47,980	51,705	19,000	↑ LO2G	1,848	5 pairs
-50-4				48,000	51,718		↓ LO2G		
-75-4									
-100-4	3	AS	AL	52,000	68,766			2,325	1 pair
				52,200	69,020				

72,000 mm 8

192 B2.000 , 350 A1.000 , 843 A 1.000 ,

400102-00-4 6 pairs									
-25-4	1-5	HL	AL	47,980	51,705	19,000	↑ LO2G	1,848	5 pairs
-50-4				48,000	51,718		↓ LO2G		
-75-4									
-100-4	3	AS	AL	52,000	68,766			2,325	1 pair
				52,200	69,020				

430102-00-4 4 pairs

-25-4	1-4	PL	AL	41,988	45,127	19,000	↑ LO1	1,548	
-50-4				42,008	45,140		↓ LO1		
-75-4									
-100-4									

78,000 mm 9

828 D3.000

412002-00-1 1 pair									
-10-1		AS	CU2	59,000	73,600		↑ G	2,360	
-15-1				59,250	73,850		↓ G		

79,500 mm 10

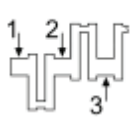
350 A2.000

403806-00-4 * 5 pairs									
-25-4	1-4	HL	CU3	76,187	80,586	24,990	↑ LO1G	2,172	4 pairs
-50-4				76,200	80,607		↓ L		
	5	FL	CU3	76,187	80,586	31,950	↑ LO1G	2,172	1 pair
				76,200	80,607		↓ L		

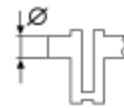
82,000 mm 11

175 A3.000 , 182 B7.000 , 185 A8.000 , 838 A1.000 , 838 A3.000 , 838 A6.000 , 838 A7.000 , 838 A8.000 , 839 A5.000 , 839 A6.000 , 841 C.000 , AR 32501 ,

412004-00-1 1 pair									
-10-1	1	AS	AL	67,785	82,425		↑ G	2,485	
-15-1				68,040	85,677		↓ G		



Type



82,000 mm

12

182 A2.000 , 183 A1.000 , 839 A4.000 , 839 A7.000 , 839 A9.000 ,

400101-00-4										5 pairs
-25-4	1,2,4,5	HL	AL	52,982	56,705	20,750	↑ LO2G	1,843	4 pairs	
-50-4				53,000	56,718		↓ LO2G			
	3	HL	AL	52,982	56,705	20,750	↑ LO2	1,838	1 pair	
				53,000	56,718		↓ LO2			
430101-00-4										4 pairs
-25-4	1-4	PL	AL	50,787	53,901	19,500	↑ L	1,534		
-50-4				50,807	53,913		↓ L			

82,000 mm

13

188 B2.000 , 937 A2.000 , AR 32302 , AR 37101 ,

403515-00-4										5 pairs
-25-4	1-5	HL	AL	59,986	63,705	20,750	↑ LO2G	1,844		
-50-4				60,000	63,718		↓ L			
412004-00-1										1 pair
-10-1	1	AS	AL	67,785	82,425		↑ G	2,485		
-15-1				68,040	85,677		↓ G			

82,000 mm

14

840 A2.000 , 840 A4.000 ,

400101-00-4										5 pairs
-25-4	1,2,4,5	HL	AL	52,982	56,705	20,750	↑ LO2G	1,843	4 pairs	
-50-4				53,000	56,718		↓ LO2G			
	3	HL	AL	52,982	56,705	20,750	↑ LO2	1,838	1 pair	
				53,000	56,718		↓ LO2			

82,000 mm

15

841 E.000

400101-00-4										5 pairs
-25-4	1,2,4,5	HL	AL	52,982	56,705	20,750	↑ LO2G	1,843	4 pairs	
-50-4				53,000	56,718		↓ LO2G			
	3	HL	AL	52,982	56,705	20,750	↑ LO2	1,838	1 pair	
				53,000	56,718		↓ LO2			
412004-00-1										1 pair
-10-1	1	AS	AL	67,785	82,425		↑ G	2,485		
-15-1				68,040	85,677		↓ G			

82,000 mm

16

841 G.000 , 841 H.000 , 841 M.000 , 841 N.000 , 841 P.000 ,

403507-00-4										5 pairs
	1-5	HL	CU3	59,986	63,705	20,750	↑ LO2G	1,844		
				60,000	63,718		↓ L			
412004-00-1										1 pair
-10-1	1	AS	AL	67,785	82,425		↑ G	2,485		
-15-1				68,040	85,677		↓ G			

82,000 mm

17

844 A1.000 , 937 A5.000 ,

403507-00-4										5 pairs
	1-5	HL	CU3	59,986	63,705	20,750	↑ LO2G	1,844		
				60,000	63,718		↓ L			
403515-00-4										5 pairs
-25-4	1-5	HL	AL	59,986	63,705	20,750	↑ LO2G	1,844		
-50-4				60,000	63,718		↓ L			
412004-00-1										1 pair
-10-1	1	AS	AL	67,785	82,425		↑ G	2,485		
-15-1				68,040	85,677		↓ G			



82,600 mm **18**

160 D1.000 , 835 A4.000 , 835 A4.046 ,

412002-00-1 1 pair									
-10-1		AS	CU2	59,000	73,600		↑	G	2,360
-15-1				59,250	73,850		↓	G	
430101-00-4 4 pairs									
-25-4	1-4	PL	AL	50,787	53,901	19,500	↑	L	1,534
-50-4				50,807	53,913		↓	L	

82,600 mm **19**

831 D.000 , 831 D1.000 ,

412002-00-1 1 pair									
-10-1		AS	CU2	59,000	73,600		↑	G	2,360
-15-1				59,250	73,850		↓	G	

83,000 mm **20**

198 A5.000 , 198 A8.000 , 198 A9.000 , 844 A2.000 ,

403507-00-4 5 pairs									
	1-5	HL	CU3	59,986	63,705	20,750	↑	LO2G	1,844
				60,000	63,718		↓	L	
403515-00-4 5 pairs									
-25-4	1-5	HL	AL	59,986	63,705	20,750	↑	LO2G	1,844
-50-4				60,000	63,718		↓	L	
412004-00-1 1 pair									
-10-1	1	AS	AL	67,785	82,425		↑	G	2,485
-15-1				68,040	85,677		↓	G	

83,000 mm **21**

EXF

401114-00-6 4 pairs									
	1-4	HL	CU3 PY		78,001	16,700	↑	L	1,999
					78,021		↓	L	

83,000 mm **22**

192 A2.000 , 838 A2.000 , 838 A2.027 , 838 B2.000 ,

412004-00-1 1 pair									
-10-1	1	AS	AL	67,785	82,425		↑	G	2,485
-15-1				68,040	85,677		↓	G	

84,000 mm **23**

132 B1.000 , 132 BB.1A 0 , 134 AS.000 , 149 C2.000 , 828 A1.000 , 828 B.000 , 828 B1.000 , 828 B4.000 , 828 B7.000 , 831 A4.000 , 831 A7.000 , 831 B3.000 , 831 B4.000 , 831 B5.000 , 831 B6.000 , 831 B7.000 , 831 B7.046 , 831 C5.000 , 831 C5.046 , 834 A4.000 , 834 B.000 , 834 B.048 , 834 B.146 , 834 B1.000 , 834 C.000 , 834 C.146 , 835 A2.000 , 835 A2.046 , 835 A5.046 , 835 A7.000 , 835 A7.046 , 835 A8.000 , 835 C2.000 , 835 C4.000 , 835 C5.000 , 836 A2.046 , 836 A5.000 , 836 A6.000 , 836 C4.000 ,

412002-00-1 1 pair									
-10-1		AS	CU2	59,000	73,600		↑	G	2,360
-15-1				59,250	73,850		↓	G	

84,000 mm **24**

175 A4.000 , 831 D5.000 , 831 E5.000 , 831 E5.046 , 834 B2.000 , 834 B2.246 , 834 C1.000 , 834 C1.246 , 834 F1.000 , 834 F2.000 , 835 A5.000 , 835 A8.046 , 836 A2.000 , 836 A3.000 , 838 A4.000 ,

412002-00-1 1 pair									
-10-1		AS	CU2	59,000	73,600		↑	G	2,360
-15-1				59,250	73,850		↓	G	
430101-00-4 4 pairs									
-25-4	1-4	PL	AL	50,787	53,901	19,500	↑	L	1,534
-50-4				50,807	53,913		↓	L	



85,000 mm								25
4HP, 4HR, 4HS, 4HT, 4HW (DW12ATED4),								
403701-00-4								5 pairs
-30-4	1-5	HL	AL	59,981	63,731	20,290	↑ LO1G	1,845
-50-4				60,000	63,750		↓ L	
-80-4								
-100-4								
411101-00-2								2 pairs
-10-2		AS	CU2	67,050	83,050		↑ L G	2,330
-15-2				67,300	83,300		↓ G	
431106-00-4								4 pairs
-30-4	1-4	PL	CU3	49,984	53,695	20,000	↑ L	1,838
-50-4			↓ AL	50,000	53,708		↓ L	
-80-4								
-100-4								
85,000 mm								26
P 8 C								
403701-00-4								5 pairs
-30-4	1-5	HL	AL	59,981	63,731	20,290	↑ LO1G	1,845
-50-4				60,000	63,750		↓ L	
-80-4								
-100-4								
413701-00-2								2 pairs
-10-2	1-2	AS	AL	67,050	83,050		↑ G	1,880
-15-2				67,300	83,300		↓ L G	
85,000 mm								27
RFN (EW10J4), RFN,								
431115-00-4								4 pairs
-30-4	1-4	PL	AL	44,975	48,655	22,500	↑ LO1	1,825
-50-4				44,991	48,671		↓ LO1	
85,000 mm								28
RHK (DW10UTED4), RHM (DW10ATED4), RHR (DW10BTED4), RHW (DW10ATED4), RHZ (DW10ATED),								
403701-00-4								5 pairs
-30-4	1-5	HL	AL	59,981	63,731	20,290	↑ LO1G	1,845
-50-4				60,000	63,750		↓ L	
-80-4								
-100-4								
411101-00-2								2 pairs
-10-2		AS	CU2	67,050	83,050		↑ L G	2,330
-15-2				67,300	83,300		↓ G	
431106-00-4								4 pairs
-30-4	1-4	PL	CU3	49,984	53,695	20,000	↑ L	1,838
-50-4			↓ AL	50,000	53,708		↓ L	
-80-4								
-100-4								
441103-00-4								4 pairs
	1-4	PB	CU2	27,997	30,200	24,050	↑ O G	1,300
				28,000	30,225		↓	
86,000 mm								29
RFV (XU10J4R), RGX (XU10J2TE),								
403701-00-4								5 pairs
-30-4	1-5	HL	AL	59,981	63,731	20,290	↑ LO1G	1,845
-50-4				60,000	63,750		↓ L	
-80-4								
-100-4								
413701-00-2								2 pairs
-10-2	1-2	AS	AL	67,050	83,050		↑ G	1,880
-15-2				67,300	83,300		↓ L G	



Type

86,400 mm

30

138 C2.048 , 831 B1.000 , 831 B1.048 ,

400101-00-4										5 pairs
-25-4	1,2,4,5	HL	AL	52,982	56,705	20,750	↑ LO2G	1,843	4 pairs	
-50-4				53,000	56,718		↓ LO2G			
	3	HL	AL	52,982	56,705	20,750	↑ LO2	1,838	1 pair	
				53,000	56,718		↓ LO2			

93,000 mm








31

8144. 97S , 8144.91 , 8144.97 Y , 8144.97.2200 , 8144.97.2400 , 8144.97 ,

403806-00-4 *										5 pairs
-25-4	1-4	HL	CU3	76,187	80,586	24,990	↑ LO1G	2,172	4 pairs	
-50-4				76,200	80,607		↓ L			
	5	FL	CU3	76,187	80,586	31,950	↑ LO1G	2,172	1 pair	
				76,200	80,607		↓ L			
433807-00-4										4 pairs
-25-4	1-4	PL	CU3	56,520	60,333	24,700	↑ L	1,870		
-50-4				56,535	60,345		↓ L			
433815-00-4										4 pairs
-25-4	1-4	PL	CU3	56,520	60,333	24,700	↑ LO1	1,870		
-50-4				56,535	60,345		↓ LO1			









LAND ROVER

							
DEFENDER Cabrio (L316) 2.2 Td4 4x4 (L317)	DT224	08.11 - 02.16	2198	D	90 kW	605	8
DEFENDER Cabrio (L316) 2.2 Td4 4x4 (L317)	DT244	08.11 - 02.16	2402	D	90 kW	605	9
DEFENDER Cabrio (L316) 2.4 Td4 4x4 (L317)	DT244	05.07 - 02.16	2402	D	90 kW	605	9
DEFENDER Pick Up (L316) 2.2 Td4 4x4 (L317)	DT224	08.11 - 02.16	2198	D	90 kW	605	8
DEFENDER Pick Up (L316) 2.2 Td4 4x4 (L317)	DT244	08.11 - 02.16	2402	D	90 kW	605	9
DEFENDER Pick Up (L316) 2.4 Td4 4x4 (L317)	DT244	05.07 - 05.16	2402	D	90 kW	605	9
DEFENDER Pick Up (L316) 2.4 Td4 4x4	DT244	10.09 - 05.16	2402	D	103 kW	605	9
DEFENDER Pick Up (L316) 2.8 4x4	M52 B28	11.98 - 09.03	2793	B	140 kW	605	6
DEFENDER Pritsche/Fahrgestell (L316) 2.2 Td4 4x4 (L317)	DT224	08.11 - 02.16	2198	D	90 kW	605	8
DEFENDER Pritsche/Fahrgestell (L316) 2.2 Td4 4x4 (L317)	DT244	08.11 - 02.16	2402	D	90 kW	605	9
DEFENDER Pritsche/Fahrgestell (L316) 2.4 TD4 4x4	DT244	05.07 - 02.16	2402	D	90 kW	605	9
DEFENDER Station Wagon (L316) 2.2 Td4 4x4 (L317)	DT224	08.11 - 02.16	2198	D	90 kW	605	8
DEFENDER Station Wagon (L316) 2.2 Td4 4x4 (L317)	DT224	02.15 - 02.16	2198	D	110 kW	605	8
DEFENDER Station Wagon (L316) 2.2 Td4 4x4 (L317)	DT244	08.11 - 02.16	2402	D	90 kW	605	9
DEFENDER Station Wagon (L316) 2.4 Td4 4x4 (L316)	DT244	10.06 - 02.16	2402	D	90 kW	605	9
DEFENDER Station Wagon (L316) 2.4 Td4 4x4	DT244	07.07 - 02.16	2402	D	103 kW	605	9
DEFENDER Station Wagon (L316) 2.8 4x4	M52 B28	11.98 - 09.03	2793	B	140 kW	605	6
DISCOVERY III (L319) 2.7 TD 4x4	276DT(TDV6)	07.04 - 09.09	2720	D	140 kW	604	2
DISCOVERY III (L319) 2.7 TD 4x4	276DT(TDV6)	09.04 - 08.09	2720	D	147 kW	604	2
DISCOVERY III VAN (L319) 2.7 TD 4x4	276DT(TDV6)	01.07 - 07.09	2720	D	140 kW	604	2
DISCOVERY IV (L319) 2.7 TD 4x4	276DT(TDV6)	09.09 - 12.18	2720	D	140 kW	604	2
DISCOVERY IV (L319) 3.0 SDV6 4x4	306DT(TDV6)	09.09 - 12.18	2993	D	188 kW	604	4
DISCOVERY IV (L319) 3.0 TD 4x4	306DT(TDV6)	05.10 - 12.18	2993	D	155 kW	604	4
DISCOVERY IV (L319) 3.0 TD 4x4	306DT(TDV6)	09.09 - 12.18	2993	D	200 kW	604	4
DISCOVERY IV (L319) 3.0 TD 4x4	306DT(TDV6)	09.09 - 12.18	2993	D	180 kW	604	4
DISCOVERY IV (L319) 3.0 TD 4x4	306DT(TDV6)	07.12 - 12.18	2993	D	183 kW	604	4
DISCOVERY IV VAN (L319) 3.0 TD 4x4	306DT(TDV6)	01.11 - 12.17	2993	D	155 kW	604	4
DISCOVERY IV VAN (L319) 3.0 TD 4x4	306DT(TDV6)	01.11 - 12.17	2993	D	180 kW	604	4
DISCOVERY IV VAN (L319) 3.0 TD 4x4	306DT(TDV6)	01.11 - 12.17	2993	D	188 kW	604	4
DISCOVERY V (L462) 3.0 D 4x4	306DT(TDV6)	09.16	2993	D	183 kW	604	4
DISCOVERY V (L462) 3.0 D 4x4	306DT(TDV6)	09.16	2993	D	155 kW	604	4
DISCOVERY V (L462) 3.0 SDV6 4x4	306DT(TDV6)	09.18	2993	D	225 kW	604	4
DISCOVERY V (L462) 3.0 Td6 4x4	306DT(TDV6)	09.16	2993	D	190 kW	604	4
DISCOVERY V VAN (L462) 3.0 Sdv6 4x4	306DT(TDV6)	09.18	2993	D	225 kW	604	4
DISCOVERY V VAN (L462) 3.0 Td6 4x4	306DT(TDV6)	09.16	2993	D	190 kW	604	4
FREELANDER 2 (L359) 2.2 TD4 4x4	DW12BTED4	10.06 - 10.14	2179	D	110 kW	605	7
FREELANDER 2 (L359) 2.2 TD4 4x4	DW12BTED4	10.06 - 10.14	2179	D	118 kW	605	7
FREELANDER 2 (L359) 2.2 eD4	DW12BTED4	08.10 - 10.14	2179	D	110 kW	605	7
FREELANDER I (L314) 2.0 Td4 4x4	204D3	04.00 - 10.06	1951	D	82 kW	604	3
FREELANDER I (L314) 2.0 Td4 4x4	204D3	04.00 - 10.06	1951	D	82 kW	604	3
FREELANDER I (L314) 2.0 Td4 4x4	204D3	03.01 - 10.06	1951	D	80 kW	604	3
FREELANDER I (L314) 2.0 Td4 4x4	M 47	04.00 - 10.06	1951	D	82 kW	604	3
FREELANDER I Soft Top (L314) 2.0 TD4 4x4	204D3	10.00 - 10.06	1951	D	82 kW	604	3
RANGE ROVER II (P38A) 2.5 D 4x4	25 6T (BMW)	07.94 - 03.02	2497	D	100 kW	604	1
RANGE ROVER IV (L405) 3.0 SDV6 4x4	306DT(TDV6)	08.12	2993	D	183 kW	604	4
RANGE ROVER IV (L405) 3.0 SDV6 4x4	306DT(TDV6)	12.14	2993	D	182 kW	604	4
RANGE ROVER IV (L405) 3.0 SDV6 4x4	306DT(TDV6)	10.18	2993	D	202 kW	604	4
RANGE ROVER IV (L405) 3.0 SDV6 4x4	306DT(TDV6)	10.12	2993	D	215 kW	604	4
RANGE ROVER IV (L405) 3.0 SDV6 Hybrid 4x4	306DT(TDV6)	10.13	2993	D/E	250 kW	604	4
RANGE ROVER IV (L405) 3.0 SDV6 Hybrid 4x4	306DT(TDV6)	06.15	2993	D	260 kW	604	4
RANGE ROVER IV (L405) 3.0 TDV6 4x4	306DT(TDV6)	08.12	2993	D	190 kW	604	4
RANGE ROVER IV (L405) 3.0 TDV6 4x4	306DT(TDV6)	10.13	2993	D	155 kW	604	4
RANGE ROVER SPORT I (L320) 2.7 D 4x4	276DT(TDV6)	02.05 - 03.13	2720	D	140 kW	604	2
RANGE ROVER SPORT I (L320) 3.0 D 4x4	306DT(TDV6)	05.10 - 03.13	2993	D	155 kW	604	4
RANGE ROVER SPORT I (L320) 3.0 D 4x4	306DT(TDV6)	09.09 - 03.13	2993	D	188 kW	604	4
RANGE ROVER SPORT I (L320) 3.0 D 4x4	306DT(TDV6)	09.09 - 03.13	2993	D	180 kW	604	4
RANGE ROVER SPORT I (L320) 3.0 D 4x4	306DT(TDV6)	08.12 - 03.13	2993	D	183 kW	604	4
RANGE ROVER SPORT II (L494) 3.0 SDV6 4x4	306DT(TDV6)	04.13 - 10.17	2993	D	215 kW	604	4
RANGE ROVER SPORT II (L494) 3.0 SDV6 4x4	306DT(TDV6)	04.13	2993	D	183 kW	604	4
RANGE ROVER SPORT II (L494) 3.0 SDV6 4x4	306DT(TDV6)	09.14	2993	D	225 kW	604	4
RANGE ROVER SPORT II (L494) 3.0 SDV6 Hybrid 4x4	306DT(TDV6)	10.13	2993	D	250 kW	604	4
RANGE ROVER SPORT II (L494) 3.0 SDV6 Hybrid 4x4	306DT(TDV6)	06.15 - 12.17	2993	E	260 kW	604	4

LAND ROVER



	 ENGINE	 00000	ccm		kW		 POS
RANGE ROVER SPORT II (L494) 3.0 TDV6 4x4	306DT(TDV6)	04.13	2993	D	190 kW	604	4
RANGE ROVER SPORT II (L494) 3.0 TDV6 4x4	306DT(TDV6)	04.13 - 12.18	2993	D	155 kW	604	4
RANGE ROVER VELAR (L560) 3.0 D275 SDV6 4x4	306DT(TDV6)	04.18	2993	D	202 kW	604	4
RANGE ROVER VELAR (L560) 3.0 D300 SDV6 4x4	306DT(TDV6)	03.17	2993	D	221 kW	604	4



LAND ROVER

ENGINE	\varnothing	ccm	kW			1 POS
204D3	84,000	4 1951	80 - 82 kW	D	604	3
25 6T (BMW)	80,000	6 2497	100 kW	D	604	1
276DT(TDV6)	81,000	6 2720	140 kW	D	604	2
306DT(TDV6)	84,000	6 2993	155 - 250 kW	D	604	4
DT224	86,000	4 2198	90 - 110 kW	D	605	8
DT244	89,900	4 2402	90 - 103 kW	D	605	9

ENGINE	\varnothing	ccm	kW			1 POS
DW12BTED4	85,000	4 2179	110 - 118 kW	D	605	7
M 47 R	84,000	4 1950	85 kW	D	604	3
M 47	84,000	4 1951	80 - 82 kW	D	604	3
M 57 D 30	84,000	6 2926	130 - 142 kW	D	604	5
M52 B28	84,000	6 2793	140 kW	B	605	6



80,000 mm 1

25 6T (BMW)

400701-00-6 * 7 pairs									
-25-6	1,2,3,4,5,7	HL	AL	59,971	65,000	20,000	↑ L O2G	2,498	6 pairs
-50-6				59,990	65,019		↓ L		
	6	FL	AL	59,971	65,000	24,940	↑ L O2G	2,498	1 pair
				59,990	65,019		↓ L		
430703-00-6 6 pairs									
-25-6	1-6	PL	CU3	44,975	48,000	18,000	↑ L	1,497	
-50-6				44,991	48,016		↓ L		

81,000 mm 2

276DT(TDV6)

400605-00-6 4 pairs									
	1,2,3	HL	AL	69,898	75,009	19,900	↑ O1G	2,497	3 pairs
			↓ CU3	69,980	75,029		↓		
	4	FL	AL	69,898	75,009	23,600	↑ O1G	2,497	1 pair
			↓ CU3	69,980	75,029	↓ 23,000	↓		
430603-00-6 6 pairs									
	1-6	PL	CU3	62,969	65,999	14,700		1,491	
				62,979	66,010				

84,000 mm 3

204D3 , M 47 R , M 47 ,

400701-00-4 * 5 pairs									
-25-4	1,2,4,5	HL	AL	59,971	65,000	20,000	↑ L O2G	2,498	4 pairs
-50-4				59,990	65,019		↓ L		
	3	FL	AL	59,971	65,000	24,940	↑ L O2G	2,498	1 pair
				59,990	65,019		↓ L		
430703-00-4 4 pairs									
-25-4	1-4	PL	CU3	44,975	48,000	18,000	↑ L	1,497	
-50-4				44,991	48,016		↓ L		

84,000 mm 4

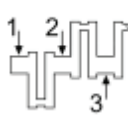
306DT(TDV6)

400605-00-6 4 pairs									
	1,2,3	HL	AL	69,898	75,009	19,900	↑ O1G	2,497	3 pairs
			↓ CU3	69,980	75,029		↓		
	4	FL	AL	69,898	75,009	23,600	↑ O1G	2,497	1 pair
			↓ CU3	69,980	75,029	↓ 23,000	↓		
430603-00-6 6 pairs									
	1-6	PL	CU3	62,969	65,999	14,700		1,491	
				62,979	66,010				

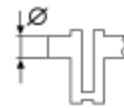
84,000 mm 5

M 57 D 30

400701-00-6 * 7 pairs									
-25-6	1,2,3,4,5,7	HL	AL	59,971	65,000	20,000	↑ L O2G	2,498	6 pairs
-50-6				59,990	65,019		↓ L		
	6	FL	AL	59,971	65,000	24,940	↑ L O2G	2,498	1 pair
				59,990	65,019		↓ L		
430703-00-6 6 pairs									
-25-6	1-6	PL	CU3	44,975	48,000	18,000	↑ L	1,497	
-50-6				44,991	48,016		↓ L		



Type



84,000 mm

6

M52 B28

400701-00-6 *										7 pairs
-25-6	1,2,3,4,5,7	HL	AL	59,971	65,000	20,000	↑ LO2G	2,498	6 pairs	
-50-6				59,990	65,019		↓ L			
	6	FL	AL	59,971	65,000	24,940	↑ LO2G	2,498	1 pair	
				59,990	65,019		↓ L			
430701-00-6										6 pairs
-25-6	1-6	PL	AL	44,975	48,000	18,000	↑ L	1,493		
-50-6				44,991	48,016		↓ L			

85,000 mm

7

DW12BTED4

403701-00-4										5 pairs
-30-4	1-5	HL	AL	59,981	63,731	20,290	↑ LO1G	1,845		
-50-4				60,000	63,750		↓ L			
-80-4										
-100-4										
411101-00-2										2 pairs
-10-2		AS	CU2	67,050	83,050		↑ L G	2,330		
-15-2				67,300	83,300		↓ G			
431106-00-4										4 pairs
-30-4	1-4	PL	CU3	49,984	53,695	20,000	↑ L	1,838		
-50-4			↓ AL	50,000	53,708		↓ L			
-80-4										
-100-4										

86,000 mm

8

DT224







402102-00-4										5 pairs
-25-4	1	HL	AL	69,940	74,520	19,580	↑ O2G	2,250	1 pair	
-50-4				69,940	74,520		↓			
	2,4,5	HL	AL	64,940	69,520	24,080	↑ O2G	2,250	3 pairs	
				64,940	69,520	↓ 23,280	↓			
	3	FL	AL	69,940	74,520	30,150	↑ O2G	2,250	1 pair	
		↓ HL		69,940	74,520	↓ 23,280	↓			
432106-00-4										4 pairs
-25-4	1-4	PL	CU3	52,980	55,996	24,450		1,487		
-50-4				53,000	56,016					

89,900 mm

9

DT244

402102-00-4										5 pairs
-25-4	1	HL	AL	69,940	74,520	19,580	↑ O2G	2,250	1 pair	
-50-4				69,940	74,520		↓			
	2,4,5	HL	AL	64,940	69,520	24,080	↑ O2G	2,250	3 pairs	
				64,940	69,520	↓ 23,280	↓			
	3	FL	AL	69,940	74,520	30,150	↑ O2G	2,250	1 pair	
		↓ HL		69,940	74,520	↓ 23,280	↓			
432106-00-4										4 pairs
-25-4	1-4	PL	CU3	52,980	55,996	24,450		1,487		
-50-4				53,000	56,016					

	 ENGINE	 00000	ccm		kW		 1 POS
Manager MNG	MIDR 06.20.45 E3	01.94 - 12.97	9839	D	249 kW	608	3
Manager MNG	MIDR 06.20.45 E3	01.94 - 12.97	9839	D	249 kW	608	3
Manager MNG	MIDR 06.20.45 E3	01.94 - 12.97	9839	D	249 kW	608	3
Manager MNG	MIDR 06.20.45 E3	01.94 - 12.97	9839	D	249 kW	608	3
Manager MNG	MIDR 06.20.45 E3	01.94 - 12.97	9839	D	249 kW	608	3
Manager MNG	MIDR 06.20.45 E3	01.94 - 12.97	9839	D	249 kW	608	3
Manager MNG	MIDR 06.20.45 E	01.94 - 12.97	9839	D	249 kW	608	3
Manager MNG	MIDR 06.20.45 E	01.94 - 12.97	9839	D	249 kW	608	3
Manager MNG	MIDR 06.20.45 E	01.94 - 12.97	9839	D	249 kW	608	3
Manager MNG	MIDR 06.20.45 E	01.94 - 12.97	9839	D	249 kW	608	3
Manager MNG	MIDR 06.20.45 E	01.94 - 12.97	9839	D	249 kW	608	3
Manager MNG	MIDR 06.20.45 E	01.94 - 12.97	9839	D	249 kW	608	3
Manager MNG	MIDR 06.20.45 E	01.94 - 12.97	9839	D	249 kW	608	3
Maxter MXT	MIDR 06.20.45 E3	01.94 - 12.97	9839	D	249 kW	608	3
Maxter MXT	MIDR 06.20.45 E3	01.94 - 12.97	9839	D	249 kW	608	3
Maxter MXT	MIDR 06.20.45 E3	01.94 - 12.97	9839	D	249 kW	608	3
Maxter MXT	MIDR 06.20.45 E	01.94 - 12.97	9839	D	249 kW	608	3
Maxter MXT	MIDR 06.20.45 E	01.94 - 12.97	9839	D	249 kW	608	3
Maxter MXT	MIDR 06.20.45 E	01.94 - 12.97	9839	D	249 kW	608	3
Midliner MDL	MIDR 06.20.45 A	01.85 - 12.90	9839	D	192 kW	608	3
Midliner MDL	MIDR 06.20.45 A	01.85 - 12.90	9839	D	192 kW	608	3
Midliner MDL	MIDR 06.20.45 A	01.85 - 12.90	9839	D	192 kW	608	3
Midliner MDL	MIDR 06.20.45 A	01.85 - 12.90	9839	D	192 kW	608	3
Midlum 210	DCI 6-AE	07.01 - 06.03	6177	D	157 kW	608	1
Midlum 260	DCI 6-AF	07.01 - 06.03	6177	D	195 kW	608	1
Premium	MIDR 06.02.26 Y/41	02.96 - 12.01	6177	D	184 kW	608	2
Premium	MIDR 06.02.26 Y/41	02.96 - 12.01	6177	D	184 kW	608	2
Premium	MIDR 06.20.45 D/41	02.96 - 12.01	9839	D	221 kW	608	3
Premium	MIDR 06.20.45 D/41	02.96 - 12.01	9839	D	221 kW	608	3
Premium	dCi 11E	01.02 - 12.07	11100	D	268 kW	608	4
Premium	dCi 11E	01.02 - 12.07	11100	D	268 kW	608	4
Premium	dCi 11E	01.02 - 12.07	11100	D	268 kW	608	4
Premium	dCi 11G	01.02 - 12.07	11100	D	232 kW	608	4
Premium	dCi 11G	01.02 - 12.07	11100	D	232 kW	608	4
Premium	dCi 11G	01.02 - 12.07	11100	D	232 kW	608	4



ENGINE	\varnothing	ccm	kW		1	POS
DCI 6-AE	102,000	6 6177	157 kW	D 608	1	
DCI 6-AF	102,000	6 6177	195 kW	D 608	1	
DCi 11E	123,000	6 11100	266 - 268 kW	D 608	4	
DCi 11G	123,000	6 11100	230 - 236 kW	D 608	4	
MIDR 06.02.26 Y/41	102,000	6 6177	184 kW	D 608	2	

ENGINE	\varnothing	ccm	kW		1	POS
MIDR 06.20.45 A	120,000	6 9839	192 kW	D 608	3	
MIDR 06.20.45 D/41	120,000	6 9839	219 - 221 kW	D 608	3	
MIDR 06.20.45 E3	120,000	6 9839	249 kW	D 608	3	
MIDR 06.20.45 E	120,000	6 9839	240 - 249 kW	D 608	3	



102,000 mm 1

DCi 6-AE, DCi 6-AF,

403807-00-6 7 pairs									
-25-6	1-7	HL	CU3	76,002	80,000	28,000	↑ L	G	1,969
-50-6				76,021	80,019		↓ L		

443805-00-6 6 pairs									
	1-6	PB	CU2	42,000	46,000	34,600	↑	O1G	2,200
				42,016	46,025		↓		

102,000 mm 2

MIDR 06.02.26 Y/41

443805-00-6 6 pairs									
	1-6	PB	CU2	42,000	46,000	34,600	↑	O1G	2,200
				42,016	46,025		↓		

120,000 mm 3

MIDR 06.20.45 A, MIDR 06.20.45 D/41, MIDR 06.20.45 E3, MIDR 06.20.45 E,

403811-00-6 7 pairs									
-25-6	1-7	HL	CU3	95,966	102,000	34,000	↑ L	O1G	2,971
-50-6				95,988	102,022		↓ L		

433811-00-1 1 pair									
-25-1		PL	CU3	76,960	82,000	40,900	↑ L		2,485
-50-1				76,980	82,022		↓ L		






433811-00-6 6 pairs									
-25-6	1-6	PL	CU3	76,960	82,000	40,900	↑ L		2,485
-50-6				76,980	82,022		↓ L		

123,000 mm 4

DCi 11E, DCi 11G,








433811-00-1 1 pair									
-25-1		PL	CU3	76,960	82,000	40,900	↑ L		2,485
-50-1				76,980	82,022		↓ L		













			ccm		kw		1 POS
D-Series 170D19S	F 6 L 413	01.71 - 12.87	8480	D	125 kW	615	6
D-Series 232D15FAK	F 8 L 413	01.70 - 12.73	11310	D	171 kW	615	6
D-Series 232D15FK	F 8 L 413	01.70 - 12.73	11310	D	171 kW	615	6
D-Series 232D15FL, 232D15FLL	F 8 L 413	01.70 - 12.73	11310	D	171 kW	615	6
D-Series 232D15FS	F 8 L 413	01.70 - 12.73	11310	D	171 kW	615	6
D-Series 232D16AK	F 8 L 413	01.70 - 12.73	11310	D	171 kW	615	6
D-Series 232D16FAK	F 8 L 413	01.70 - 12.73	11310	D	171 kW	615	6
D-Series 232D16FK	F 8 L 413	01.70 - 12.73	11310	D	171 kW	615	6
D-Series 232D16FL	F 8 L 413	01.70 - 12.73	11310	D	171 kW	615	6
D-Series 232D19AK	F 8 L 413	01.70 - 12.73	11310	D	171 kW	615	6
D-Series 232D30FL	F 8 L 413	01.70 - 12.87	11310	D	171 kW	615	6
D-Series 256D19AK	F 8 L 413 F	01.73 - 12.87	12763	D	188 kW	615	7
D-Series 256D19FL	F 8 L 413 F	01.73 - 12.87	12763	D	188 kW	615	7
D-Series 310D16FL	F 10 L 413 L	01.71 - 12.87	14702	D	225 kW	615	6
D-Series 310D16FS	F 10 L 413 L	01.71 - 12.87	14702	D	225 kW	615	6
D-Series 310D22FK	F 10 L 413 L	01.73 - 12.87	14702	D	225 kW	615	6
D-Series 310D26FAK	F 10 L 413 L	01.73 - 12.87	14702	D	225 kW	615	6
D-Series 310D26FK	F 10 L 413 L	01.73 - 12.87	14702	D	225 kW	615	6
D-Series 310D26FL	F 10 L 413 L	01.73 - 12.87	14702	D	225 kW	615	6
D-Series 310D26FS	F 10 L 413 L	01.71 - 12.87	14702	D	225 kW	615	6
D-Series 310D28FB	F 10 L 413 L	01.73 - 12.87	14702	D	225 kW	615	6
D-Series 310D28FK	F 10 L 413 L	01.73 - 12.87	14702	D	225 kW	615	6
D-Series 310D28FL	F 10 L 413 L	01.73 - 12.87	14702	D	225 kW	615	6
D-Series 310D28FT	F 10 L 413 L	01.72 - 12.87	14702	D	225 kW	615	6
D-Series 310D30FL	F 10 L 413 L	01.73 - 12.87	14702	D	225 kW	615	6
D-Series 80D6FK	F 4 L 913	01.71 - 12.87	4086	D	59 kW	613	2
D-Series 80D6FL	F 4 L 913	01.71 - 12.87	4086	D	59 kW	613	2
D-Series 80D6FS	F 4 L 913	01.71 - 12.87	4086	D	59 kW	613	2
D-Series 80D7FK	F 4 L 913	01.71 - 12.87	4086	D	59 kW	613	2
D-Series 80D7FL	F 4 L 913	01.71 - 12.87	4086	D	59 kW	613	2
D-Series 80D7FS	F 4 L 913	01.71 - 12.87	4086	D	59 kW	613	2
D-Series 80D8FK	F 4 L 913	01.71 - 12.87	4086	D	59 kW	613	2
D-Series 80D8FL	F 4 L 913	01.71 - 12.87	4086	D	59 kW	613	2
D-Series 80D8FS	F 4 L 913	01.71 - 12.87	4086	D	59 kW	613	2
D-Series 90D5.2FK	F 4 L 913	01.76 - 12.87	4086	D	66 kW	614	4
D-Series 90D5.2FL	F 4 L 913	01.76 - 12.87	4086	D	66 kW	614	4
D-Series 90D5.6FK	F 4 L 913	01.76 - 12.87	4086	D	66 kW	614	4
D-Series 90D5.6FL	F 4 L 913	01.76 - 12.87	4086	D	66 kW	614	4
D-Series 90D5.7FK	F 4 L 913	01.76 - 12.87	4086	D	66 kW	614	4
D-Series 90D5.7FL	F 4 L 913	01.76 - 12.87	4086	D	66 kW	614	4
D-Series 90D6.5FK	F 4 L 913	01.76 - 12.87	4086	D	66 kW	614	4
D-Series 90D6.5FL	F 4 L 913	01.76 - 12.87	4086	D	66 kW	614	4
D-Series 90D6FK	F 4 L 913	01.76 - 12.87	4086	D	66 kW	614	4
D-Series 90D6FL	F 4 L 913	01.76 - 12.87	4086	D	66 kW	614	4
D-Series 90D7.5FK	F 4 L 913	01.76 - 12.87	4086	D	66 kW	614	4
D-Series 90D7.5FL	F 4 L 913	01.76 - 12.87	4086	D	66 kW	614	4
D-Series 90D7.9FK	F 4 L 913	01.76 - 12.87	4086	D	66 kW	614	4
D-Series 90D7.9FL	F 4 L 913	01.76 - 12.87	4086	D	66 kW	614	4
D-Series 90D7FK	F 4 L 913	01.76 - 12.87	4086	D	66 kW	614	4
D-Series 90D7FL	F 4 L 913	01.76 - 12.87	4086	D	66 kW	614	4
M-Series 130M11FAK	F 6 L 913	01.75 - 12.82	6128	D	96 kW	615	5
M-Series 130M11FAL	F 6 L 913	01.75 - 12.82	6128	D	96 kW	615	5
M-Series 130M11FK	F 6 L 913	01.75 - 12.82	6128	D	96 kW	615	5
M-Series 130M11FL	F 6 L 913	01.75 - 12.82	6128	D	96 kW	615	5
M-Series 130M11FS	F 6 L 913	01.75 - 12.82	6128	D	96 kW	615	5
M-Series 130M13FAK	F 6 L 913	01.75 - 12.82	6128	D	96 kW	615	5
M-Series 130M13FAL	F 6 L 913	01.75 - 12.82	6128	D	96 kW	615	5
M-Series 130M13FK	F 6 L 913	01.75 - 12.82	6128	D	96 kW	615	5
M-Series 130M13FL	F 6 L 913	01.75 - 12.82	6128	D	96 kW	615	5
M-Series 130M13FS	F 6 L 913	01.75 - 12.82	6128	D	96 kW	615	5
M-Series 130M7FK	F 6 L 913	01.79 - 12.82	6128	D	96 kW	615	5
M-Series 130M7FL	F 6 L 913	01.79 - 12.82	6128	D	96 kW	615	5



MAGIRUS-DEUTZ

							
M-Series 130M7FS	F 6 L 913	01.79 - 12.82	6128	D	96 kW	615	5
M-Series 130M8FAK	F 6 L 913	01.75 - 12.82	6128	D	96 kW	615	5
M-Series 130M8FAL	F 6 L 913	01.75 - 12.82	6128	D	96 kW	615	5
M-Series 130M8FK	F 6 L 913	01.75 - 12.82	6128	D	96 kW	615	5
M-Series 130M8FL	F 6 L 913	01.75 - 12.82	6128	D	96 kW	615	5
M-Series 130M8FS	F 6 L 913	01.75 - 12.82	6128	D	96 kW	615	5
M-Series 130M9FAK	F 6 L 913	01.75 - 12.82	6128	D	96 kW	615	5
M-Series 130M9FAL	F 6 L 913	01.75 - 12.82	6128	D	96 kW	615	5
M-Series 130M9FK	F 6 L 913	01.75 - 12.82	6128	D	96 kW	615	5
M-Series 130M9FL	F 6 L 913	01.75 - 12.82	6128	D	96 kW	615	5
M-Series 130M9FS	F 6 L 913	01.75 - 12.82	6128	D	96 kW	615	5
M-Series 160M11FAK	BF 6 L 913	01.75 - 12.82	6128	D	118 kW	614	3
M-Series 160M11FAL	BF 6 L 913	01.75 - 12.82	6128	D	118 kW	614	3
M-Series 160M11FK	BF 6 L 913	01.75 - 12.82	6128	D	118 kW	614	3
M-Series 160M11FL	BF 6 L 913	01.75 - 12.82	6128	D	118 kW	614	3
M-Series 160M11FS	BF 6 L 913	01.75 - 12.82	6128	D	118 kW	614	3
M-Series 160M13FAK	BF 6 L 913	01.75 - 12.82	6128	D	118 kW	614	3
M-Series 160M13FAL	BF 6 L 913	01.75 - 12.82	6128	D	118 kW	614	3
M-Series 160M13FK	BF 6 L 913	01.75 - 12.82	6128	D	118 kW	614	3
M-Series 160M13FL	BF 6 L 913	01.75 - 12.82	6128	D	118 kW	614	3
M-Series 160M13FS	BF 6 L 913	01.75 - 12.82	6128	D	118 kW	614	3
M-Series 160M8FAK	BF 6 L 913	01.81 - 12.82	6128	D	118 kW	614	3
M-Series 160M8FAL	BF 6 L 913	01.81 - 12.82	6128	D	118 kW	614	3
M-Series 160M8FK	BF 6 L 913	01.81 - 12.82	6128	D	118 kW	614	3
M-Series 160M8FL	BF 6 L 913	01.81 - 12.82	6128	D	118 kW	614	3
M-Series 160M8FS	BF 6 L 913	01.81 - 12.82	6128	D	118 kW	614	3
M-Series 160M9FAK	BF 6 L 913	01.75 - 12.82	6128	D	118 kW	614	3
M-Series 160M9FAL	BF 6 L 913	01.75 - 12.82	6128	D	118 kW	614	3
M-Series 160M9FK	BF 6 L 913	01.75 - 12.82	6128	D	118 kW	614	3
M-Series 160M9FL	BF 6 L 913	01.75 - 12.82	6128	D	118 kW	614	3
M-Series 160M9FS	BF 6 L 913	01.75 - 12.82	6128	D	118 kW	614	3
M-Series 168M11FK	BF 6 L 913	01.80 - 12.82	6128	D	118 kW	614	3
M-Series 168M11FL	BF 6 L 913	01.80 - 12.82	6128	D	118 kW	614	3
M-Series 90M5.3FL	F 4 L 913	01.75 - 12.83	4086	D	66 kW	614	4
M-Series 90M5.7FL	F 4 L 913	01.75 - 12.83	4086	D	66 kW	614	4
M-Series 90M5.9FL	F 4 L 913	01.75 - 12.83	4086	D	66 kW	614	4
M-Series 90M6.6FL	F 4 L 913	01.75 - 12.78	4086	D	66 kW	614	4
M-Series 90M6FK	F 4 L 913	01.75 - 12.78	4086	D	66 kW	614	4
M-Series 90M6FL	F 4 L 913	01.75 - 12.83	4086	D	66 kW	614	4
M-Series 90M6FS	F 4 L 913	01.75 - 12.78	4086	D	66 kW	614	4
M-Series 90M7.5FL	F 4 L 913	01.75 - 12.82	4086	D	66 kW	614	4
M-Series 90M7.9FL	F 4 L 913	01.75 - 12.82	4086	D	66 kW	614	4
M-Series 90M7FK	F 4 L 913	01.75 - 12.82	4086	D	66 kW	614	4
M-Series 90M7FL	F 4 L 913	01.75 - 12.82	4086	D	66 kW	614	4
M-Series 90M7FS	F 4 L 913	01.75 - 12.82	4086	D	66 kW	614	4
M-Series 90M8FK	F 4 L 913	01.77 - 12.82	4086	D	66 kW	614	4
M-Series 90M8FL	F 4 L 913	01.77 - 12.82	4086	D	66 kW	614	4
M-Series 90M8FS	F 4 L 913	01.77 - 12.82	4086	D	66 kW	614	4
M-Series 90M9FK	F 4 L 913	01.75 - 12.82	4086	D	66 kW	614	4
M-Series 90M9FL	F 4 L 913	01.75 - 12.82	4086	D	66 kW	614	4
M-Series 90M9FS	F 4 L 913	01.75 - 12.82	4086	D	66 kW	614	4



			ccm	kW			1 POS				ccm	kW			1 POS
BF 6 L 913	102,000	6	6128	109 - 118 kW	D	614	3	F 6 L 413 F	125,000	6	9570	141 kW	D	615	7
F 10 L 413 F	125,000	10	15953	235 kW	D	615	7	F 6 L 413	120,000	6	8480	125 - 129 kW	D	615	6
F 10 L 413 L	120,000	10	14702	199 - 225 kW	D	615	6	F 6 L 912	100,000	6	5655	88 kW	D	613	1
F 10 L 413	120,000	10	14140	199 - 224 kW	D	615	6	F 6 L 913	102,000	6	6128	85 - 96 kW	D	615	5
F 12 L 413	120,000	12	16960	250 kW	D	615	6	F 8 L 413 F	125,000	8	12763	188 kW	D	615	7
F 4 L 913	102,000	4	4086	64 - 66 kW	D	614	4	F 8 L 413 W	120,000	8	11310	132 - 162 kW	D	615	6
F 4L 913	102,000	4	4086	34 - 66 kW	D	613	2	F 8 L 413	120,000	8	11310	169 - 171 kW	D	615	6



100,000 mm							1	
F 6 L 912								
401501-00-1								1 pair
-25-1		HL	AL	69,971	74,500	27,000	↑ LO1G	2,229
-50-1				69,990	74,519		↓ LO1G	
-75-1								
401501-00-4								5 pairs
-25-4	1-5	HL	AL	69,971	74,500	27,000	↑ LO1G	2,229
-50-4				69,990	74,519		↓ LO1G	
-75-4								
-100-4								
-125-4								
-150-4								
411502-00-2								2 pairs
		AS	AL	79,000	94,614		↑ G	2,985
				79,300	94,964		↓ L G	1 pair
		AS	AL	79,000	101,614		↑ G	2,985
				79,300	101,964		↓ L G	1 pair
431501-00-1								1 pair
-25-1		PL	AL	59,941	64,000	25,000	↑ L	2,000
-50-1				59,960	64,019		↓ L	
-75-1								
102,000 mm							2	
F 4L 913								
401501-00-1								1 pair
-25-1		HL	AL	69,971	74,500	27,000	↑ LO1G	2,229
-50-1				69,990	74,519		↓ LO1G	
-75-1								
401501-00-4								5 pairs
-25-4	1-5	HL	AL	69,971	74,500	27,000	↑ LO1G	2,229
-50-4				69,990	74,519		↓ LO1G	
-75-4								
-100-4								
-125-4								
-150-4								
411502-00-2								2 pairs
		AS	AL	79,000	94,614		↑ G	2,985
				79,300	94,964		↓ L G	1 pair
		AS	AL	79,000	101,614		↑ G	2,985
				79,300	101,964		↓ L G	1 pair
431501-00-1								1 pair
-25-1		PL	AL	59,941	64,000	25,000	↑ L	2,000
-50-1				59,960	64,019		↓ L	
-75-1								
431501-00-4								4 pairs
-25-4	1-4	PL	AL	59,941	64,000	25,000	↑ L	2,000
-50-4				59,960	64,019		↓ L	
-75-4								
-100-4								
-125-4								
-150-4								
441501-00-4								4 pairs
	1-4	PB	CU2	34,995	38,000	33,800	↑ O1	1,482
				35,000	38,016		↓	



102,000 mm **3**

BF 6 L 913

401502-00-6 **7 pairs**

-25-6	1-7	HL	CU3	74,971	79,000	25,000	↑ LO1G	1,980
-50-6				74,990	79,019		↓ LO1G	
-75-6								

411503-00-2 **2 pairs**

		AS	AL	87,000	100,614		↑ G	2,985	1 pair
				87,350	100,964		↓ L G		
		AS	AL	87,000	107,614		↑ G	2,985	1 pair
				87,350	107,964		↓ L G		

102,000 mm **4**

F 4 L 913

401501-00-1 **1 pair**

-25-1		HL	AL	69,971	74,500	27,000	↑ LO1G	2,229
-50-1				69,990	74,519		↓ LO1G	
-75-1								

401501-00-4 **5 pairs**

-25-4	1-5	HL	AL	69,971	74,500	27,000	↑ LO1G	2,229
-50-4				69,990	74,519		↓ LO1G	
-75-4								
-100-4								
-125-4								
-150-4								

411502-00-2 **2 pairs**

		AS	AL	79,000	94,614		↑ G	2,985	1 pair
				79,300	94,964		↓ L G		
		AS	AL	79,000	101,614		↑ G	2,985	1 pair
				79,300	101,964		↓ L G		

431501-00-1 **1 pair**






-25-1		PL	AL	59,941	64,000	25,000	↑ L	2,000
-50-1				59,960	64,019		↓ L	
-75-1								

431501-00-4 **4 pairs**

-25-4	1-4	PL	AL	59,941	64,000	25,000	↑ L	2,000
-50-4				59,960	64,019		↓ L	
-75-4								
-100-4								
-125-4								
-150-4								



102,000 mm									5
F 6 L 913									
401501-00-1								1 pair	
-25-1		HL	AL	69,971	74,500	27,000	↑ LO1G	2,229	
-50-1				69,990	74,519		↓ LO1G		
-75-1									
401501-00-4								5 pairs	
-25-4	1-5	HL	AL	69,971	74,500	27,000	↑ LO1G	2,229	
-50-4				69,990	74,519		↓ LO1G		
-75-4									
-100-4									
-125-4									
-150-4									
411502-00-2								2 pairs	
		AS	AL	79,000	94,614		↑ G	2,985	
				79,300	94,964		↓ L G	1 pair	
		AS	AL	79,000	101,614		↑ G	2,985	
				79,300	101,964		↓ L G	1 pair	
431501-00-1								1 pair	
-25-1		PL	AL	59,941	64,000	25,000	↑ L	2,000	
-50-1				59,960	64,019		↓ L		
-75-1									
120,000 mm									6
F 10 L 413 L, F 10 L 413, F 12 L 413, F 6 L 413, F 8 L 413 W, F 8 L 413,									
431505-00-1								1 pair	
-25-1		PL	CU3	74,971	80,000	27,800		2,475	
				74,990	80,019				
125,000 mm									7
F 10 L 413 F, F 6 L 413 F, F 8 L 413 F,									
431505-00-1								1 pair	
-25-1		PL	CU3	74,971	80,000	27,800		2,475	
				74,990	80,019				

			ccm		kw		1 POS
ARMADA 2.1 D 4x4	XDP 4.90 C	10.97 - 09.01	2112	D	46 kW	619	6
ARMADA 2.1 D	XDP 4.90 C	10.97 - 09.01	2112	D	46 kW	619	6
ARMADA 2.5 D 4x4	XD3PBM	10.97 - 09.01	2498	D	53 kW	619	7
ARMADA 2.5 D	XD3PBM	10.97 - 09.01	2498	D	53 kW	619	7
BOLERO INVADER Geländewagen offen (Y3) 2.5 D 4x4	XD3P	02.03	2498	D	56 kW	619	7
BOLERO INVADER Geländewagen offen (Y3) 2.5 D	XD3P	02.03	2498	D	56 kW	619	7
BOLERO Offroader 2.5 D 4x4	XD3P	10.01	2498	D	56 kW	619	7
BOLERO Offroader 2.5 D 4x4	XD3P	01.00	2498	D	53 kW	619	7
BOLERO Offroader 2.5 D	XD3P	10.01	2498	D	56 kW	619	7
BOLERO Offroader 2.5 D	XD3P	01.00	2498	D	53 kW	619	7
BOLERO Pick-up 2.0 Hdi	DW10UTD	06.02	1997	D	64 kW	618	4
CJ 3 Wagon 2.1 D	XDP 2.90	10.88 - 09.92	2112	D	46 kW	619	5
CJ 3 2.1 D Allrad	XDP 2.90	10.88 - 09.92	2112	D	46 kW	619	5
CJ5 2.1 D 4x4	XDP 2.90	10.87 - 12.16	2112	D	44 kW	619	5
COMMANDER 2.1 750 4x4	XDP 4.90 B	03.96 - 12.05	2112	D	46 kW	619	6
COMMANDER 2.1 750	XDP 4.90 B	02.91 - 12.05	2112	D	46 kW	619	6
GENIO 2.2 CRDe AWD	DW12DD	01.12	2179	D	88 kW	618	4
GENIO 2.2 CRDe	DW12DD	01.12	2179	D	88 kW	618	4
GOA Pick-up 2.2 CRDe AWD	DW12DD	05.15	2179	D	88 kW	618	4
GOA Pick-up 2.2 CRDe AWD	DW12DD	01.10	2179	D	85 kW	618	4
GOA Pick-up 2.2 CRDe AWD	DW12DD	09.19	2179	D	103 kW	618	4
GOA Pick-up 2.2 CRDe	DW12DD	05.15	2179	D	88 kW	618	4
GOA Pick-up 2.2 CRDe	DW12DD	01.10	2179	D	85 kW	618	4
GOA Pick-up 2.2 CRDe	DW12DD	09.19	2179	D	103 kW	618	4
GOA 2.2 CRDe AWD	DW12DD	05.15	2179	D	88 kW	618	4
GOA 2.2 CRDe AWD	DW12DD	01.10	2179	D	85 kW	618	4
GOA 2.2 CRDe	DW12DD	05.15	2179	D	88 kW	618	4
QUANTO 2.2 CRDe 4x4	DW12DD	01.14 - 12.16	2179	D	87 kW	618	4
QUANTO 2.2 CRDe	DW12DD	01.14 - 12.16	2179	D	87 kW	618	4
QUANTO 2.2 D	DW12DD	01.14	2179	D	88 kW	618	4
QUANTO 2.2 D	DW12DD	04.16	2179	D	89 kW	618	4
QUANTO 2.2 D	DW12DD	04.16	2179	D	89 kW	618	4
SCORPIO Pick-up 2.2 CRDe 4x4	DW12DD	09.17	2179	D	103 kW	618	4
SCORPIO Pick-up 2.2 D 4x4	DW12DD	01.12	2179	D	88 kW	618	4
SCORPIO Pick-up 2.2 D	DW12DD	01.12	2179	D	88 kW	618	4
SCORPIO Pritsche/Fahrgestell 2.2 D 4x4	DW12DD	01.12	2179	D	88 kW	618	4
SCORPIO Pritsche/Fahrgestell 2.2 D	DW12DD	01.12	2179	D	88 kW	618	4
SCORPIO Pritsche/Fahrgestell 2.2 TDi 4x4	DW12DD	09.17	2179	D	103 kW	618	4
SCORPIO Pritsche/Fahrgestell 2.2 TDi	DW12DD	09.17	2179	D	103 kW	618	4
SCORPIO 2.0 4x4	F4R	02.02 - 03.06	1998	B	86 kW	618	3
SCORPIO 2.0	F4R	02.02 - 03.06	1998	B	86 kW	618	3
SCORPIO 2.2 CRDe 4x4	DW12DD	11.07	2179	D	87 kW	618	4
SCORPIO 2.2 CRDe 4x4	DW12DD	01.09	2179	D	90 kW	618	4
SCORPIO 2.2 CRDe 4x4	DW12DD	01.10	2179	D	88 kW	618	4
SCORPIO 2.2 CRDe	DW12DD	11.07	2179	D	87 kW	618	4
SCORPIO 2.2 CRDe	DW12DD	01.10	2179	D	88 kW	618	4
SCORPIO 2.2 CRDe	DW12DD	01.10	2179	D	89 kW	618	4
SCORPIO 2.2 D 4x4	DW12DD	01.12	2179	D	103 kW	618	4
SCORPIO 2.2 D	DW12DD	01.12	2179	D	103 kW	618	4
TUV300 PLUS 2.2	DW12DD	07.18 - 06.20	2179	D	88 kW	618	4
VERITO VIBE 1.5 dCi	K9K 790	06.13 - 12.18	1461	D	48 kW	618	1
VERITO VIBE 1.5 dCi	K9K 790	06.13 - 12.18	1461	D	48 kW	618	1
VERITO 1.4	K7J 710	01.11 - 12.18	1390	B	56 kW	618	2
VERITO 1.5 dCi	K9K 790	01.11 - 12.18	1461	D	48 kW	618	1
VOYAGER Bus 2.5 D	XD3PBM	04.98	2498	D	53 kW	619	7
VOYAGER Kasten 2.5 D	XD3PBM	04.98	2498	D	53 kW	619	7
XUV500 2.2 CRDe AWD	DW12DD	10.11	2179	D	103 kW	618	4
XUV500 2.2 CRDe AWD	DW12DD	04.18 - 09.19	2179	D	114 kW	618	4
XUV500 2.2 CRDe	DW12DD	01.11	2179	D	103 kW	618	4
XUV500 2.2 CRDe	DW12DD	04.18	2179	D	114 kW	618	4
XYLO 2.2 CRDe 4x4	DW12DD	01.10	2179	D	88 kW	618	4
XYLO 2.2 CRDe	DW12DD	01.10	2179	D	88 kW	618	4



MAHINDRA

ENGINE	\varnothing	ccm	1997	kW		618	1 POS
DW10UTD	85,000	4	1997	64 kW	D	618	4
DW12DD	85,000	4	2179	85 - 114 kW	D	618	4
F4R	82,700	4	1998	86 kW	B	618	3
K7J 710	79,500	4	1390	56 kW	B	618	2
K9K 790	76,000	4	1461	48 kW	D	618	1
XD3PBM	94,000	4	2498	53 kW	D	619	7

ENGINE	\varnothing	ccm	kW		619	1 POS	
XD3PU	94,000	4	2498	51 kW	D	619	7
XD3P	94,000	4	2498	50 - 56 kW	D	619	7
XDP 2.90	90,000	4	2112	44 - 46 kW	D	619	5
XDP 4.90 B	90,000	4	2112	43 - 55 kW	D	619	6
XDP 4.90 C	90,000	4	2112	43 - 55 kW	D	619	6
XDP 4.90	90,000	4	2112	43 - 55 kW	D	619	5



76,000 mm 1

K9K 790

403804-00-4 5 pairs									
-25-4	1-5	HL	AL	47,990	51,936	19,500	↑	O2G	1,950
-50-4				48,010	51,949		↓		
-75-4									
413802-00-1 1 pair									
-10-1		AS	AL	52,710	73,410		↑	G	2,840
-15-1				53,210	73,910		↓	G	
433805-00-4 4 pairs									
-25-4	1-4	PL	AL	43,964	47,614	20,750			1,807
-50-4				43,980	47,625	↓ 17,750			
-75-4									
433826-00-4 4 pairs									
-25-4	1-4	PL	CU3	43,964	47,614	20,750			1,807
-50-4				43,980	47,625	↓ 17,750			
443808-00-4 4 pairs									
	1-4	PB	CU2 LF	25,995	28,500	22,500	↑	O2	1,420
				26,000	28,521		↓		

79,500 mm 2

K7J 710

403804-00-4 5 pairs									
-25-4	1-5	HL	AL	47,990	51,936	19,500	↑	O2G	1,950
-50-4				48,010	51,949		↓		
-75-4									
413802-00-1 1 pair									
-10-1		AS	AL	52,710	73,410		↑	G	2,840
-15-1				53,210	73,910		↓	G	
433806-00-4 4 pairs									
-25-4	1-4	PL	AL	43,964	47,614	17,750	↑	L	1,806
-50-4				43,980	47,625		↓	L	
-75-4									

82,700 mm 3

F4R

403803-00-4 5 pairs									
-25-4	1-5	HL	AL	54,785	58,731	18,500	↑	O2G	1,954
-50-4				54,795	58,744		↓		
-75-4									
413803-00-1 1 pair									
-10-1		AS	AL	60,500	79,750		↑	G	2,350
-15-1				60,750	80,000		↓	G	

85,000 mm 4

DW10UTD , DW12DD ,

403701-00-4 5 pairs									
-30-4	1-5	HL	AL	59,981	63,731	20,290	↑	LO1G	1,845
-50-4				60,000	63,750		↓	L	
-80-4									
-100-4									
411101-00-2 2 pairs									
-10-2		AS	CU2	67,050	83,050		↑	L G	2,330
-15-2				67,300	83,300		↓	G	
431106-00-4 4 pairs									
-30-4	1-4	PL	CU3	49,984	53,695	20,000	↑	L	1,838
-50-4			↓ AL	50,000	53,708		↓	L	
-80-4									
-100-4									
441103-00-4 4 pairs									
	1-4	PB	CU2	27,997	30,200	24,050	↑	O G	1,300
				28,000	30,225		↓		



Type

90,000 mm

5

XDP 2.90 , XDP 4.90 ,

403704-00-4											5 pairs
-30-4	1,3,5	HL	AL	54,994	58,731	30,000	↑ LO2G	1,835	3 pairs		
-50-4				55,009	58,750		↓ L				
-80-4	2,4	HL	AL	54,994	58,731	22,000	↑ LO1G	1,835	2 pairs		
				55,009	58,750		↓ L				

433707-00-4											4 pairs
-30-4	1-4	PL	AL	49,984	53,695	29,000	↑ L	1,822			
-50-4				50,000	53,708		↓ L				
-80-4											

90,000 mm

6

XDP 4.90 B , XDP 4.90 C ,

403704-00-4											5 pairs
-30-4	1,3,5	HL	AL	54,994	58,731	30,000	↑ LO2G	1,835	3 pairs		
-50-4				55,009	58,750		↓ L				
-80-4	2,4	HL	AL	54,994	58,731	22,000	↑ LO1G	1,835	2 pairs		
				55,009	58,750		↓ L				

94,000 mm

7







XD3PBM , XD3PU , XD3P ,

402101-00-4											5 pairs
-30-4	1,3,5	HL	AL	59,994	63,737	30,000	↑ LO2G	1,837	3 pairs		
-50-4				60,021	63,750		↓ L				
-80-4	2,4	HL	AL	59,994	63,737	24,000	↑ LO1G	1,837	2 pairs		
-100-4				60,021	63,750		↓ L				

432101-00-4											4 pairs
-30-4	1-4	PL	AL	54,994	58,737	29,000	↑ L	1,838			
-50-4				55,021	58,750		↓ L				
-80-4											
-100-4											

MAHINDRA RENAULT



	 ENGINE	 00000	ccm		kW		 1 POS
LOGAN 1.4	K7J 710	04.07 - 12.11	1390	B	55 kW	622	2
LOGAN 1.5 D	K9K 790	04.07 - 12.11	1461	D	48 kW	622	1
LOGAN 1.5 D	K9K 794	04.07 - 12.11	1461	D	48 kW	622	1
LOGAN 1.6 CNG	K7M 710	04.07 - 12.11	1598	B/G	63 kW	622	3
VERITO 1.4	K7J 710	03.11	1390	B	56 kW	622	2
VERITO 1.5 D	K9K 790	03.11	1461	D	48 kW	622	1



MAHINDRA RENAULT

ENGINE	ccm			kW	B	POS		ENGINE	ccm			kW	D	POS	
	∅					1	2		∅					1	2
K7J 710	79,500	4	1390	55 kW	B	622	2	K9K 790	76,000	4	1461	48 kW	D	622	1
K7M 710	79,500	4	1598	63 - 66 kW	B	622	3	K9K 794	76,000	4	1461	48 - 50 kW	D	622	1



76,000 mm 1

K9K 790 , K9K 794 ,

403804-00-4										5 pairs
-25-4	1-5	HL	AL	47,990	51,936	19,500	↑	O2G	1,950	
-50-4				48,010	51,949		↓			
-75-4										
413802-00-1										1 pair
-10-1		AS	AL	52,710	73,410		↑	G	2,840	
-15-1				53,210	73,910		↓	G		
433805-00-4										4 pairs
-25-4	1-4	PL	AL	43,964	47,614	20,750			1,807	
-50-4				43,980	47,625	↓ 17,750				
-75-4										
433826-00-4										4 pairs
-25-4	1-4	PL	CU3	43,964	47,614	20,750			1,807	
-50-4				43,980	47,625	↓ 17,750				
443808-00-4										4 pairs
	1-4	PB	CU2 LF	25,995	28,500	22,500	↑	O2	1,420	
				26,000	28,521		↓			

79,500 mm 2

K7J 710















403804-00-4										5 pairs
-25-4	1-5	HL	AL	47,990	51,936	19,500	↑	O2G	1,950	
-50-4				48,010	51,949		↓			
-75-4										
413802-00-1										1 pair
-10-1		AS	AL	52,710	73,410		↑	G	2,840	
-15-1				53,210	73,910		↓	G		
433806-00-4										4 pairs
-25-4	1-4	PL	AL	43,964	47,614	17,750	↑	L	1,806	
-50-4				43,980	47,625		↓	L		
-75-4										

79,500 mm 3








K7M 710






403819-00-4										5 pairs
-25-4		HL	AL	47,990	51,936	19,500	↑	LO1G	1,945	3 pairs
-50-4				48,010	51,949		↓	LO1		
		HL	AL	47,990	51,936	19,500	↑	LO1G	1,945	2 pairs
				48,010	51,949		↓	LO1G		
413802-00-1										1 pair
-10-1		AS	AL	52,710	73,410		↑	G	2,840	
-15-1				53,210	73,910		↓	G		
433806-00-4										4 pairs
-25-4	1-4	PL	AL	43,964	47,614	17,750	↑	L	1,806	
-50-4				43,980	47,625		↓	L		
-75-4										



							
TGE Bus 2.0 TDI AWD	DAUA	02.17	1968	D	103 kW	628	1
TGE Bus 2.0 TDI AWD	DAVA	02.17	1968	D	130 kW	628	1
TGE Bus 2.0 TDI RWD	DASA	01.19	1968	D	90 kW	628	1
TGE Bus 2.0 TDI RWD	DAWA	02.17	1968	D	130 kW	628	2
TGE Bus 2.0 TDI	DAUA	02.17	1968	D	103 kW	628	1
TGE Bus 2.0 TDI	DAUB	02.17	1968	D	75 kW	628	1
TGE Bus 2.0 TDI	DAVA	02.17	1968	D	130 kW	628	1
TGE Kasten 2.0 TDI (01V, 03V, 36V, UYB, UYC, UYD)	DAUA	02.17	1968	D	103 kW	628	1
TGE Kasten 2.0 TDI (01V, 03V, 36V, UYB, UYC, UYD)	DAUB	02.17	1968	D	75 kW	628	1
TGE Kasten 2.0 TDI (01V, 03V, 36V, UYB, UYC, UYD)	DAVA	02.17	1968	D	130 kW	628	1
TGE Kasten 2.0 TDI AWD (02V, 04V, 37V, UYB, UYC, UYD)	DAUA	04.17	1968	D	103 kW	628	1
TGE Kasten 2.0 TDI AWD (02V, 04V, 37V, UYB, UYC, UYD)	DAVA	03.17	1968	D	130 kW	628	1
TGE Kasten 2.0 TDI RWD (11V, 12V, 33V, 34V, UYB, UYC, UYD)	DASA	08.17	1968	D	90 kW	628	1
TGE Kasten 2.0 TDI RWD (11V, 12V, 33V, 34V, UYB, UYC, UYD)	DAWA	05.17	1968	D	130 kW	628	2
TGE Kasten 2.0 TDI RWD (11V, UYB, UYC)	DASB	10.17	1968	D	103 kW	628	1
TGE Pritsche/Fahrgestell (UZ_) 2.0 TDI AWD	DAUA	11.17	1968	D	103 kW	628	1
TGE Pritsche/Fahrgestell (UZ_) 2.0 TDI AWD	DAVA	11.17	1968	D	130 kW	628	1
TGE Pritsche/Fahrgestell (UZ_) 2.0 TDI RWD	DASA	08.17	1968	D	90 kW	628	1
TGE Pritsche/Fahrgestell (UZ_) 2.0 TDI RWD	DASB	11.17	1968	D	103 kW	628	1
TGE Pritsche/Fahrgestell (UZ_) 2.0 TDI RWD	DAWA	07.17	1968	D	130 kW	628	2
TGE Pritsche/Fahrgestell (UZ_) 2.0 TDI	DAUA	11.16	1968	D	103 kW	628	1
TGE Pritsche/Fahrgestell (UZ_) 2.0 TDI	DAUB	11.16	1968	D	75 kW	628	1
TGE Pritsche/Fahrgestell (UZ_) 2.0 TDI	DAVA	11.16	1968	D	130 kW	628	1
							
F90 Unterflur 16.372 U	D 2866 LU 01	06.89 - 01.95	11967	D	272 kW	629	11
F90 Unterflur 22.372 U	D 2866 LU 01	06.89 - 01.95	11967	D	272 kW	629	11
F90 Unterflur 23.372 U	D 2866 LU 01	01.88 - 04.92	11967	D	272 kW	629	11
F90 16362	D 2866 LXF	06.85 - 06.92	11967	D	265 kW	629	11
F90 16362	D 2866 LXF	06.85 - 06.92	11967	D	265 kW	629	11
F90 16362	D 2866 LXF	06.85 - 06.92	11967	D	265 kW	629	11
F90 17362	D 2866 LXF	06.86 - 06.92	11967	D	265 kW	629	11
F90 17362	D 2866 LXF	08.86 - 06.92	11967	D	265 kW	629	11
F90 19.362 F,19.362 FL,19.362 FLL	D 2866 LXF	07.86 - 02.90	11967	D	265 kW	629	11
F90 19.362 FAK	D 2866 LXF	05.88 - 02.90	11967	D	265 kW	629	11
F90 19.362 FAS	D 2866 LXF	05.88 - 02.90	11967	D	265 kW	629	11
F90 19.362 FA	D 2866 LXF	05.88 - 02.90	11967	D	265 kW	629	11
F90 19.362 FK	D 2866 LXF	07.86 - 02.90	11967	D	265 kW	629	11
F90 19.362 FS,19.362 FLS,19.362 FLLS	D 2866 LXF	07.86 - 02.90	11967	D	265 kW	629	11
F90 19.372 F,19.372 FL,19.372 FLL	D 2866 LXF	05.90 - 04.95	11967	D	249 kW	629	11
F90 19.372 FK	D 2866 LXF	05.90 - 04.95	11967	D	249 kW	629	11
F90 19.372 FS,19.372 FLS,19.372 FLLS	D 2866 LXF	05.90 - 04.95	11967	D	249 kW	629	11
F90 22362	D 2866 LXF	01.86 - 06.92	11967	D	265 kW	629	11
F90 22362	D 2866 LXF	08.86 - 06.92	11967	D	265 kW	629	11
F90 22362	D 2866 LXF	08.86 - 06.92	11967	D	265 kW	629	11
F90 22362	D 2866 LXF	08.86 - 06.92	11967	D	265 kW	629	11
F90 22362	D 2866 LXF	08.86 - 06.92	11967	D	265 kW	629	11
F90 22362	D 2866 LXF	01.86 - 06.92	11967	D	265 kW	629	11
F90 22362	D 2866 LXF	08.86 - 06.92	11967	D	265 kW	629	11
F90 22362	D 2866 LXF	08.86 - 06.92	11967	D	265 kW	629	11
F90 22362	D 2866 LXF	08.86 - 06.92	11967	D	265 kW	629	11
F90 22362	D 2866 LXF	08.86 - 06.92	11967	D	265 kW	629	11
F90 24.362 DFK	D 2866 LXF	04.87 - 02.90	11967	D	265 kW	629	11
F90 24.362 DFS,24.362 DFLS	D 2866 LXF	04.87 - 02.90	11967	D	265 kW	629	11
F90 24.362 DF	D 2866 LXF	04.87 - 02.90	11967	D	265 kW	629	11
F90 24.362 FNL,24.362 FNLL,24.362 FVL	D 2866 LXF	10.86 - 02.90	11967	D	265 kW	629	11
F90 24.362 FNL,24.362 FNLL,24.362 FVL	D 2866 LXF	10.86 - 02.90	11967	D	265 kW	629	11
F90 24.362 FNLS,24.362 FVLS	D 2866 LXF	10.86 - 02.90	11967	D	265 kW	629	11
F90 24.362 FNLS,24.362 FVLS	D 2866 LXF	10.86 - 02.90	11967	D	265 kW	629	11
F90 24.372 DFK	D 2866 LXF	05.90 - 12.90	11967	D	249 kW	629	11
F90 24.372 DFS	D 2866 LXF	05.90 - 12.90	11967	D	249 kW	629	11
F90 24.372 DF	D 2866 LXF	05.90 - 12.90	11967	D	249 kW	629	11



							
F90 33.362 DFAS	D 2866 LXF	05.88 - 02.90	11967	D	265 kW	629	11
F90 33.362 DFA	D 2866 LXF	05.88 - 02.90	11967	D	265 kW	629	11
F90 33.362 DFK	D 2866 LXF	09.87 - 02.90	11967	D	265 kW	629	11
F90 33.362 DFS	D 2866 LXF	09.87 - 02.90	11967	D	265 kW	629	11
F90 33.362 DF	D 2866 LXF	09.87 - 02.90	11967	D	265 kW	629	11
F90 33362	D 2866 LXF	08.88 - 06.92	11967	D	265 kW	629	11
F90 33362	D 2866 LXF	05.87 - 06.92	11967	D	265 kW	629	11
F90 33362	D 2866 LXF	04.89 - 06.92	11967	D	265 kW	629	11
F90 33362	D 2866 LXF	08.88 - 06.92	11967	D	265 kW	629	11
F90 35.362 VFK	D 2866 LXF	10.88 - 02.90	11967	D	265 kW	629	11
F90 35.362 VF	D 2866 LXF	10.88 - 02.90	11967	D	265 kW	629	11
F90 35.372 VFK	D 2866 LXF	02.90 - 04.95	11967	D	249 kW	629	11
F90 35.372 VF	D 2866 LXF	02.90 - 04.95	11967	D	249 kW	629	11
F90 35362	D 2866 LXF	01.89 - 06.97	11967	D	265 kW	629	11
F90 35362	D 2866 LXF	01.89 - 06.97	11967	D	265 kW	629	11
F90 35362	D 2866 LXF	01.89 - 06.97	11967	D	265 kW	629	11
F90 35362	D 2866 LXF	01.89 - 06.97	11967	D	265 kW	629	11
F90 35362	D 2866 LXF	01.89 - 06.97	11967	D	265 kW	629	11
F90 35362	D 2866 LXF	01.89 - 06.97	11967	D	265 kW	629	11
F90 35362	D 2866 LXF	01.89 - 06.97	11967	D	265 kW	629	11
F90 35362	D 2866 LXF	01.89 - 06.97	11967	D	265 kW	629	11
F90 36362	D 2866 LXF	08.88 - 05.91	11967	D	265 kW	629	11
F90 36362	D 2866 LXF	08.88 - 05.91	11967	D	265 kW	629	11
F90 38362	D 2866 LXF	07.89 - 06.92	11967	D	265 kW	629	11
F90 40362	D 2866 LXF	03.90 - 06.92	11967	D	265 kW	629	11
F90 40362	D 2866 LXF	03.90 - 06.92	11967	D	265 kW	629	11
F90 41.362 VFK	D 2866 LXF	10.88 - 02.90	11967	D	265 kW	629	11
F90 41.362 VF	D 2866 LXF	10.88 - 02.90	11967	D	265 kW	629	11
F90 41362	D 2866 LXF	01.89 - 06.97	11967	D	265 kW	629	11
F90 41362	D 2866 LXF	01.89 - 06.97	11967	D	265 kW	629	11
F90 41362	D 2866 LXF	01.89 - 06.97	11967	D	265 kW	629	11
F90 41362	D 2866 LXF	01.89 - 06.97	11967	D	265 kW	629	11
F90 41362	D 2866 LXF	01.89 - 06.97	11967	D	265 kW	629	11
F90 41362	D 2866 LXF	01.89 - 06.97	11967	D	265 kW	629	11
F90 41362	D 2866 LXF	01.89 - 06.97	11967	D	265 kW	629	11
F90 47.362	D 2866 LXF	06.89 - 06.97	11967	D	265 kW	629	11
F90 47.362	D 2866 LXF	01.89 - 06.97	11967	D	265 kW	629	11
F90 47.362	D 2866 LXF	06.89 - 06.97	11967	D	265 kW	629	11
F90 47.362	D 2866 LXF	01.89 - 06.97	11967	D	265 kW	629	11
F90 47.362	D 2866 LXF	06.89 - 06.97	11967	D	265 kW	629	11
F90 47.362	D 2866 LXF	01.89 - 06.97	11967	D	265 kW	629	11
F90 48.362 VFAK	D 2866 LXF	07.89 - 02.90	11967	D	265 kW	629	11
F90 48.362 VFA	D 2866 LXF	07.89 - 02.90	11967	D	265 kW	629	11
F90 48.362 VF	D 2866 LXF	07.89 - 02.90	11967	D	265 kW	629	11
HOCL 16.240 HOC, HOCL/R	D 2866 OH	01.79 - 08.96	11967	D	177 kW	629	11
HOCL 16250	D 2866 OH	04.87 - 02.96	11967	D	184 kW	629	11
HOCL 16250	D 2866 OH	04.89 - 10.92	11967	D	184 kW	629	11
HOCL 16420	D 2866 LOH 03	04.89 - 01.99	11967	D	309 kW	629	11
HOCL 16420	D 2866 LOH 03	06.02 - 10.06	11967	D	309 kW	629	11
HOCL 16420	D 2866 LOH 06	04.89 - 01.99	11967	D	309 kW	629	11
HOCL 16420	D 2866 LOH 06	06.02 - 10.06	11967	D	309 kW	629	11
HOCL 18.310 HOCL/R	D 2866 LOH 25	01.92	11967	D	228 kW	629	11
HOCL 18.310 HOCL/R	D 2866 LOH 27	01.92	11967	D	228 kW	629	11
HOCL 18310	D 2866 LOH 25	05.03 - 10.06	11967	D	228 kW	629	11
HOCL 18310	D 2866 LOH 27	06.02 - 04.13	11967	D	228 kW	629	11
HOCL 18310	D 2866 LOH 32	06.02 - 04.13	11967	D	228 kW	629	11
HOCL 18350	D 2866 LOH 26	06.02 - 10.06	11967	D	257 kW	629	11
HOCL 18360	D 2866 LOH 28	06.02 - 04.13	11967	D	265 kW	629	11
HOCL 18360	D 2866 LOH 28	05.04 - 10.06	11967	D	265 kW	629	11
HOCL 18360	D 2866 LOH 33	06.02 - 04.13	11967	D	265 kW	629	11
HOCL 18360	D 2866 LOH 33	05.04 - 10.06	11967	D	265 kW	629	11
HOCL 18400	D 2866 LOH 23	06.02 - 08.09	11967	D	294 kW	629	11
HOCL 18410	D 2866 LOH 29	06.02 - 08.09	11967	D	301 kW	629	11

			ccm		kW		1	POS
HOCL 18410	D 2866 LOH 29	05.04 - 10.06	11967	D	301 kW	629	11	
HOCL 18410	D 2866 LOH 34	06.02 - 08.09	11967	D	301 kW	629	11	
HOCL 18410	D 2866 LOH 34	05.04 - 10.06	11967	D	301 kW	629	11	
HOCL 22310	D 2866 LOH 27	07.00 - 08.06	11967	D	228 kW	629	11	
HOCL 22310	D 2866 LOH 27	07.00 - 09.06	11967	D	228 kW	629	11	
HOCL 22310	D 2866 LOH 32	07.00 - 08.06	11967	D	228 kW	629	11	
HOCL 22310	D 2866 LOH 32	07.00 - 09.06	11967	D	228 kW	629	11	
HOCL 22350	D 2866 LOH 26	05.95 - 10.01	11967	D	257 kW	629	11	
HOCL 22350	D 2866 LOH 26	06.95 - 10.06	11967	D	257 kW	629	11	
HOCL 22360	D 2866 LOH 28	07.00 - 08.06	11967	D	265 kW	629	11	
HOCL 22360	D 2866 LOH 28	07.00 - 09.06	11967	D	265 kW	629	11	
HOCL 22360	D 2866 LOH 33	07.00 - 08.06	11967	D	265 kW	629	11	
HOCL 22360	D 2866 LOH 33	07.00 - 09.06	11967	D	265 kW	629	11	
HOCL 22400	D 2866 LOH 23	05.99 - 08.06	11967	D	294 kW	629	11	
HOCL 22400	D 2866 LOH 23	06.95 - 04.10	11967	D	294 kW	629	11	
HOCL 22420	D 2866 LOH 03	05.91 - 10.97	11967	D	309 kW	629	11	
HOCL 22420	D 2866 LOH 03	06.95 - 10.06	11967	D	309 kW	629	11	
HOCL 22420	D 2866 LOH 06	05.91 - 10.97	11967	D	309 kW	629	11	
HOCL 22420	D 2866 LOH 06	06.95 - 10.06	11967	D	309 kW	629	11	
HOCL 24310	D 2866 LOH 25	06.95 - 10.06	11967	D	228 kW	629	11	
HOCL 24410	D 2866 LOH 29	07.00 - 09.06	11967	D	301 kW	629	11	
HOCL 24410	D 2866 LOH 34	07.00 - 09.06	11967	D	301 kW	629	11	
LION'S CITY A 26	D 2866 LUH 21	02.98	11967	D	257 kW	629	11	
LION'S COACH FRH 352,RH 353	D 2866 LOH 26	06.96 - 10.01	11967	D	257 kW	629	11	
LION'S COACH FRH 402,RH 403	D 2866 LOH 23	09.95	11967	D	294 kW	629	11	
LION'S COACH RH 403	D 2866 LOH 23	09.98	11967	D	294 kW	629	11	
LION'S COACH RH 413	D 2866 LOH 29	01.00	11967	D	301 kW	629	11	
LION'S COACH RHC 414	D 2866 LOH 34	06.02	11967	D	301 kW	629	11	
LION'S COMFORT RN 353	D 2866 LUH 21	06.97	11967	D	257 kW	629	11	
LION'S STAR FRH 352,RH 353	D 2866 LOH 26	09.95 - 02.02	11967	D	257 kW	629	11	
LION'S STAR FRH 402,RH 403	D 2866 LOH 23	09.95 - 10.01	11967	D	294 kW	629	11	
LION'S STAR RH 414, RHS 414	D 2866 LOH 34	06.00 - 04.07	11967	D	301 kW	629	11	
LION'S STAR RH 414, RHS 414	D 2866 LOH 34	06.00 - 04.07	11967	D	301 kW	629	11	
NL 330	D 2866 LUH 21	04.99 - 03.06	11967	D	257 kW	629	11	
NL 350	D 2866 LOH 26	01.95 - 10.01	11967	D	257 kW	629	11	
NL 400	D 2866 LOH 23	01.95 - 03.08	11967	D	294 kW	629	11	
NL 420	D 2866 LOH 03	01.92 - 10.97	11967	D	309 kW	629	11	
NL 420	D 2866 LOH 06	01.92 - 10.97	11967	D	309 kW	629	11	
NÜ 330	D 2866 LUH 21	04.99 - 03.06	11967	D	257 kW	629	11	
NÜ NÜ 353 15M	D 2866 LUH 21	07.98	11967	D	257 kW	629	11	
R RH 403	D 2866 LOH 23	04.98 - 02.03	11967	D	294 kW	629	11	
ÜL ÜL 353	D 2866 LUH 21	06.97	11967	D	257 kW	629	11	



ENGINE	ccm	kW	1 POS	
D 2530 ME	125,000	10 15945	156 - 235 kW	D 628 3
D 2530 MF	125,000	10 15945	235 kW	D 628 3
D 2530 MTFX	125,000	10 15953	294 kW	D 628 4
D 2530 MXF	125,000	10 15945	156 - 235 kW	D 628 3
D 2538 ME	125,000	8 12763	188 kW	D 628 5
D 2538 MF	125,000	8 12763	188 kW	D 628 5
D 2538 MTE	125,000	8 12763	178 - 235 kW	D 628 5
D 2538 MT	125,000	8 12763	178 - 235 kW	D 628 5
D 2538 M	125,000	8 12763	188 kW	D 628 5
D 2542 MLE	125,000	12 20911	420 - 515 kW	D 628 6
D 2542 MTE	125,000	12 20911	283 - 405 kW	D 628 6
D 2840 ME	128,000	10 18273	244 - 268 kW	D 628 7
D 2840 MFG	128,000	10 18273	268 kW	D 628 7
D 2840 MFR	128,000	10 18273	245 - 268 kW	D 628 7
D 2840 MF	128,000	10 18273	268 kW	D 628 7
D 2840 MH	128,000	10 18273	244 - 268 kW	D 628 7
D 2842 LE 201	128,000	12 21927	543 - 620 kW	D 629 8
D 2842 LE 202	128,000	12 21927	446 - 587 kW	D 629 8
D 2842 LE 203	128,000	12 21927	633 - 718 kW	D 629 8
D 2842 LE 211	128,000	12 21927	590 - 695 kW	D 629 8
D 2842 LE 213	128,000	12 21927	702 - 800 kW	D 629 8
D 2842 LE 401	128,000	12 21927	588 kW	D 629 8
D 2842 LE 402	128,000	12 21927	809 kW	D 629 8
D 2842 LE 403	128,000	12 21927	529 kW	D 629 8
D 2842 LE 404	128,000	12 21927	956 kW	D 629 8
D 2842 LE 405	128,000	12 21927	662 kW	D 629 8
D 2842 LE 406	128,000	12 21927	882 kW	D 629 8
D 2842 LE 407	128,000	12 21927	882 kW	D 629 8
D 2842 LE 408	128,000	12 21927	735 kW	D 629 8
D 2842 LE 409	128,000	12 21927	1103 kW	D 629 8
D 2842 LE 410	128,000	12 21927	809 kW	D 629 8
D 2842 LE 412	128,000	12 21927	588 kW	D 629 8
D 2842 LE 413	128,000	12 21927	735 kW	D 629 8
D 2842 LE 419	128,000	12 21927	440 kW	D 629 8
D 2842 LE 423	128,000	12 21927	1000 kW	D 629 8
D 2842 LE 433	128,000	12 21927	1140 kW	D 629 8
D 2842 LE 443	128,000	12 21927	900 kW	D 629 8
D 2842 LE 602	128,000	12 21927	588 kW	D 629 8
D 2842 LE 604	128,000	12 21927	480 kW	D 629 8
D 2842 LE 606	128,000	12 21927	662 kW	D 629 8
D 2842 LE 607	128,000	12 21927	500 kW	D 629 8
D 2842 LE 620	128,000	12 21927	662 kW	D 629 8
D 2842 LE 622	128,000	12 21927	588 kW	D 629 8
D 2842 LXE	128,000	12 21927	662 - 735 kW	D 629 8
D 2842 LYE	128,000	12 21927	735 - 808 kW	D 629 8
D 2842 LZE	128,000	12 21927	735 - 808 kW	D 629 8
D 2842 ME	128,000	12 21927	275 - 338 kW	D 629 8
D 2848 LE 422	128,000	8 14618	551 kW	D 629 9
D 2848 LE 423	128,000	8 14618	662 kW	D 629 9
D 2848 LXE	128,000	8 14618	500 kW	D 629 9
D 2848 LYE	128,000	8 14618	500 kW	D 629 9
D 2848 MH	128,000	8 14618	206 kW	D 629 10

ENGINE	ccm	kW	1 POS	
D 2848 M	128,000	8 14618	206 kW	D 629 10
D 2858 M 1	128,000	8 15442	223 kW	D 629 10
D 2858 M 4	128,000	8 15442	223 kW	D 629 10
D 2858 MX-090	128,000	8 15442	223 kW	D 629 10
D 2866 LF 06	128,000	6 11967	309 kW	D 629 11
D 2866 LF 09	128,000	6 11967	309 kW	D 629 11
D 2866 LF 14	128,000	6 11967	294 - 309 kW	D 629 11
D 2866 LF 17	128,000	6 11967	260 kW	D 629 11
D 2866 LF 23	128,000	6 11967	228 kW	D 629 11
D 2866 LF 24	128,000	6 11967	265 kW	D 629 11
D 2866 LF 25	128,000	6 11967	301 kW	D 629 11
D 2866 LF 26	128,000	6 11967	228 kW	D 629 11
D 2866 LF 27	128,000	6 11967	265 kW	D 629 11
D 2866 LF 28	128,000	6 11967	301 kW	D 629 11
D 2866 LF 30	128,000	6 11967	301 kW	D 629 11
D 2866 LF 31	128,000	6 11967	301 kW	D 629 11
D 2866 LF 32	128,000	6 11967	301 kW	D 629 11
D 2866 LF 34	128,000	6 11967	228 kW	D 629 11
D 2866 LF 35	128,000	6 11967	265 kW	D 629 11
D 2866 LF 36	128,000	6 11967	228 kW	D 629 11
D 2866 LF 37	128,000	6 11967	265 kW	D 629 11
D 2866 LF 39	128,000	6 11967	265 kW	D 629 11
D 2866 LF 40	128,000	6 11967	301 kW	D 629 11
D 2866 LOH 03	128,000	6 11967	309 kW	D 629 11
D 2866 LOH 06	128,000	6 11967	309 kW	D 629 11
D 2866 LOH 23	128,000	6 11967	294 kW	D 629 11
D 2866 LOH 25	128,000	6 11967	228 kW	D 629 11
D 2866 LOH 26	128,000	6 11967	257 kW	D 629 11
D 2866 LOH 27	128,000	6 11967	228 kW	D 629 11
D 2866 LOH 28	128,000	6 11967	265 kW	D 629 11
D 2866 LOH 29	128,000	6 11967	301 kW	D 629 11
D 2866 LOH 32	128,000	6 11967	228 kW	D 629 11
D 2866 LOH 33	128,000	6 11967	265 kW	D 629 11
D 2866 LOH 34	128,000	6 11967	301 kW	D 629 11
D 2866 LOH	128,000	6 11967	243 - 309 kW	D 629 11
D 2866 LU 01	128,000	6 11967	272 kW	D 629 11
D 2866 LUH 21	128,000	6 11967	257 kW	D 629 11
D 2866 LUH 30	128,000	6 11967	301 - 302 kW	D 629 11
D 2866 LXF	128,000	6 11967	198 - 274 kW	D 629 11
D 2866 LX	128,000	6 11967	198 - 344 kW	D 629 11
D 2866 OH	128,000	6 11967	177 - 213 kW	D 629 11
DASA	81,000	4 1968	90 kW	D 628 1
DASB	81,000	4 1968	103 kW	D 628 1
DASC	81,000	4 1968	80 kW	D 628 1
DAUA	81,000	4 1968	103 kW	D 628 1
DAUB	81,000	4 1968	75 kW	D 628 1
DAVA	81,000	4 1968	130 kW	D 628 1
DAWA	81,000	4 1968	130 kW	D 628 2
E 2842 LE 312	128,000	12 21927	360 - 420 kW	G 629 8
E 2842 LE 322	128,000	12 21927	380 - 420 kW	G 629 8
E 2848 LE 322	128,000	8 14618	265 - 295 kW	G 629 9



Type

81,000 mm 1

DASA , DASB , DASC , DAUA , DAUB , DAVA ,

405021-00-4 5 pairs

-25-4	1-5	HL	AL	53,958	59,000	18,500	↑ LO1G	2,501	
-50-4				53,978	59,012		↓ L		

415001-00-2 2 pairs

-10-2		AS	AL	59,500	72,950		↑ G	1,975	
-20-2				59,750	73,200		↓ L G		

81,000 mm 2

DAWA

415001-00-2 2 pairs

-10-2		AS	AL	59,500	72,950		↑ G	1,975	
-20-2				59,750	73,200		↓ L G		

125,000 mm 3

D 2530 ME , D 2530 MF , D 2530 MXF ,

431014-00-1 1 pair

-25-1		PL	CU3	89,980	95,000	31,000	↑ LO1	2,473	
-50-1				90,000	95,022		↓ LO1		
-75-1									
-100-1									

125,000 mm 4

D 2530 MTXF

401009-00-8 * 5 pairs

-25-8		HL	CU3	103,980	111,000	30,500	↑ LO1G	3,472	4 pairs
-50-8				104,000	111,022		↓ L		
-75-8		FL	CU3	103,980	111,000	37,810	↑ LO1G	3,472	1 pair
-100-8				104,000	111,022		↓ L		

125,000 mm 5

D 2538 ME , D 2538 MF , D 2538 MTE , D 2538 MT , D 2538 M ,

401009-00-8 * 5 pairs

-25-8		HL	CU3	103,980	111,000	30,500	↑ LO1G	3,472	4 pairs
-50-8				104,000	111,022		↓ L		
-75-8		FL	CU3	103,980	111,000	37,810	↑ LO1G	3,472	1 pair
-100-8				104,000	111,022		↓ L		

431014-00-1 1 pair

-25-1		PL	CU3	89,980	95,000	31,000	↑ LO1	2,473	
-50-1				90,000	95,022		↓ LO1		
-75-1									
-100-1									

431014-00-8 8 pairs

-25-8	1-8	PL	CU3	89,980	95,000	31,000	↑ LO1	2,473	
-50-8				90,000	95,022		↓ LO1		

125,000 mm 6

D 2542 MLE , D 2542 MTE ,

401009-00-12 7 pairs

		HL	CU3	103,980	111,000	30,500	↑ LO1G	3,472	6 pairs
				104,000	111,022		↓ L		
		FL	CU3	103,980	111,000	37,810	↑ LO1G	3,472	1 pair
				104,000	111,022		↓ L		

128,000 mm 7

D 2840 ME , D 2840 MFG , D 2840 MFR , D 2840 MF , D 2840 MH ,

431014-00-1 1 pair

-25-1		PL	CU3	89,980	95,000	31,000	↑ LO1	2,473	
-50-1				90,000	95,022		↓ LO1		
-75-1									
-100-1									



128,000 mm **8**

D 2842 LE 201 , D 2842 LE 202 , D 2842 LE 203 , D 2842 LE 211 , D 2842 LE 213 , D 2842 LE 401 , D 2842 LE 402 , D 2842 LE 403 , D 2842 LE 404 , D 2842 LE 405 , D 2842 LE 406 , D 2842 LE 407 , D 2842 LE 408 , D 2842 LE 409 , D 2842 LE 410 , D 2842 LE 412 , D 2842 LE 413 , D 2842 LE 419 , D 2842 LE 423 , D 2842 LE 433 , D 2842 LE 443 , D 2842 LE 602 , D 2842 LE 604 , D 2842 LE 606 , D 2842 LE 607 , D 2842 LE 620 , D 2842 LE 622 , D 2842 LXE , D 2842 LYE , D 2842 LZE , D 2842 ME , E 2842 LE 312 , E 2842 LE 322 ,

401009-00-12 7 pairs									
	HL	CU3	103,980 104,000	111,000 111,022	30,500	↑ LO1G ↓ L	3,472	6 pairs	
	FL	CU3	103,980 104,000	111,000 111,022	37,810	↑ LO1G ↓ L	3,472	1 pair	

128,000 mm **9**

D 2848 LE 422 , D 2848 LE 423 , D 2848 LXE , D 2848 LYE , E 2848 LE 322 ,

401009-00-8 * 5 pairs									
	-25-8	HL	CU3	103,980 104,000	111,000 111,022	30,500	↑ LO1G ↓ L	3,472	4 pairs
	-50-8								
	-75-8								
	-100-8	FL	CU3	103,980 104,000	111,000 111,022	37,810	↑ LO1G ↓ L	3,472	1 pair

128,000 mm **10**

D 2848 MH , D 2848 M , D 2858 M 1 , D 2858 M 4 , D 2858 MX-090 ,

401009-00-8 * 5 pairs									
	-25-8	HL	CU3	103,980 104,000	111,000 111,022	30,500	↑ LO1G ↓ L	3,472	4 pairs
	-50-8								
	-75-8								
	-100-8	FL	CU3	103,980 104,000	111,000 111,022	37,810	↑ LO1G ↓ L	3,472	1 pair







431014-00-1 1 pair									
	-25-1	PL	CU3	89,980 90,000	95,000 95,022	31,000	↑ LO1 ↓ LO1	2,473	
	-50-1								
	-75-1								
	-100-1								

431014-00-8 8 pairs									
	-25-8	1-8	PL	CU3	89,980 90,000	95,000 95,022	31,000	↑ LO1 ↓ LO1	2,473
	-50-8								

128,000 mm **11**

D 2866 LF 06 , D 2866 LF 09 , D 2866 LF 14 , D 2866 LF 17 , D 2866 LF 23 , D 2866 LF 24 , D 2866 LF 25 , D 2866 LF 26 , D 2866 LF 27 , D 2866 LF 28 , D 2866 LF 30 , D 2866 LF 31 , D 2866 LF 32 , D 2866 LF 34 , D 2866 LF 35 , D 2866 LF 36 , D 2866 LF 37 , D 2866 LF 39 , D 2866 LF 40 , D 2866 LOH 03 , D 2866 LOH 06 , D 2866 LOH 23 , D 2866 LOH 25 , D 2866 LOH 26 , D 2866 LOH 27 , D 2866 LOH 28 , D 2866 LOH 29 , D 2866 LOH 32 , D 2866 LOH 33 , D 2866 LOH 34 , D 2866 LOH , D 2866 LU 01 , D 2866 LUH 21 , D 2866 LUH 30 , D 2866 LXF , D 2866 LX , D 2866 OH ,

431005-00-1 1 pair									
	-25-1	PL	CU3	31,959 31,975	36,000 36,016	19,000	↑ O1 ↓ O1	2,011	
	-50-1								

	 ENGINE	 00000	ccm		kW		 1 POS
1000 1.0	F10A	01.90 - 01.97	970	B	30 kW	632	1
1000 1.0	F10A	01.90 - 03.00	970	B	34 kW	632	1
ALTO 0.8	F8D	09.00 - 12.06	796	B	35 kW	632	3
ESTEEM 1.3	G13BA	11.98 - 06.00	1298	B	51 kW	632	5
ESTEEM 1.3	G13BB	06.01 - 12.06	1298	B	63 kW	632	5
ESTEEM 1.5 Di	VJZ (TUD 5)	11.98 - 12.06	1527	D	43 kW	633	7
GYPSY 1.0 Allrad	F10A	04.88 - 08.98	970	B	33 kW	632	1
GYPSY 1.3 KING 4WD	G13BB	01.00 - 12.06	1298	B	60 kW	632	5
GYPSY 1.3	G13BB	03.00 - 12.06	1298	B	60 kW	632	5
OMNI 0.8 LPG	F8B	01.04 - 12.06	796	B/G	26 kW	632	2
OMNI 0.8	F8B	01.96 - 09.02	796	B	26 kW	632	2
TSO 800 0.8	F8B	01.91 - 12.06	796	B	26 kW	632	2
TSO 800 0.8	F8B	01.86 - 12.06	796	B	28 kW	632	2
TSO 800 0.8	F8D	03.00 - 12.06	796	B	33 kW	632	3
VERSA Bus 1.3	G13BB	01.01 - 12.06	1298	B	60 kW	632	5
WAGON R 1.3	G13BB	04.98 - 05.03	1298	B	56 kW	632	5
ZEN 1.5 D	VJZ (TUD 5)	01.93 - 12.06	1527	D	43 kW	633	7



ENGINE	\varnothing	ccm	kW			1 POS	ENGINE	\varnothing	ccm	kW			1 POS		
D13A	69,600	4	1248	55 kW	D	632	4	G13BA	74,000	4	1298	48 - 63 kW	B	632	5
F10A	65,500	4	970	30 - 34 kW	B	632	1	G13BB	74,000	4	1298	56 - 63 kW	B	632	5
F8B	68,500	3	796	21 - 29 kW	B	632	2	TUD 5	77,000	4	1527	43 kW	D	633	6
F8D	68,500	3	796	33 - 35 kW	B	632	3	VJZ (TUD 5)	77,000	4	1527	42 - 43 kW	D	633	7



Type

65,500 mm

1

F10A

403503-00-4 **5 pairs**

-25-4	1-5	HL	AL	49,974	53,997	20,000	↑ LO1G	1,990
-50-4				49,989	54,018		↓ LO1G	
-75-4								

433506-00-4 **4 pairs**

-25-4	1-4	PL	AL	37,981	40,998	18,011	↑ LO1	1,491
-50-4				37,991	41,021		↓ LO1	
-75-4								

68,500 mm

2

F8B

403511-00-3 **4 pairs**

-25-3	1-4	HL	AL	49,989	53,995	16,990	↑ LO1G	1,989
-50-3				50,010	54,010		↓ LO1G	
-75-3								

433506-00-3 **3 pairs**

-25-3	1-3	PL	AL	37,981	40,998	18,011	↑ LO1	1,491
-50-3				37,991	41,021		↓ LO1	
-75-3								

68,500 mm

3

F8D

433506-00-3 **3 pairs**

-25-3	1-3	PL	AL	37,981	40,998	18,011	↑ LO1	1,491
-50-3				37,991	41,021		↓ LO1	
-75-3								

69,600 mm

4

D13A

403502-00-4 **5 pairs**

-25-4	1,2,4,5	HL	AL	50,982	54,710	19,000	↑ LO2G	1,840	4 pairs
-50-4				51,000	54,722		↓ L		
	3	FL	AL	50,982	54,710	23,950	↑ LO2G	1,840	1 pair
		↓ HL		51,000	54,722	↓ 19,000	↓ L		

433504-00-4 **4 pairs**

-25-4	1-4	PL	CU2	42,582	45,734	20,000	↑ O1	1,552
-50-4				42,600	45,744		↓	

74,000 mm

5

G13BA, G13BB,

403512-00-4 **5 pairs**

-25-4	1-5	HL	AL	44,980	49,000	18,100	↑ LO1	2,000
-50-4				44,980	49,000		↓ LO1	
-75-4								



77,000 mm **6**







TUD 5

401102-00-4 5 pairs										
-30-4	2,3,4	HL	AL	49,965	53,712	17,290	↑ LO2		1,854	3 pairs
-50-4				49,981	53,731		↓ LO2			
-80-4	1,5	HL	AL	49,965	53,712	17,290	↑ LO1G		1,854	2 pairs
				49,981	53,731		↓ LO1G			
411103-00-1 1 pair										
-10-1		AS	CU2	55,250	71,450		↑ L G		2,400	
-15-1				55,500	71,700		↓ L G			
431102-00-4 4 pairs										
-30-4	1-4	PL	AL	44,975	48,655	17,400	↑ L		1,820	
-50-4				44,991	48,671		↓ L			
-80-4										
-100-4										
441101-00-4 4 pairs										
	1-4	PB	CU2	23,000	25,200	19,900	↑ O1G		1,400	
				23,012	25,221		↓			

77,000 mm **7**

VJZ (TUD 5)

401102-00-4 5 pairs										
-30-4	2,3,4	HL	AL	49,965	53,712	17,290	↑ LO2		1,854	3 pairs
-50-4				49,981	53,731		↓ LO2			
-80-4	1,5	HL	AL	49,965	53,712	17,290	↑ LO1G		1,854	2 pairs
				49,981	53,731		↓ LO1G			
411110-00-1 1 pair										
-10-1	1	AS	AL	55,250	71,450		↑ L G		2,450	
-15-1				55,500	71,700		↓ L G			
431102-00-4 4 pairs										
-30-4	1-4	PL	AL	44,975	48,655	17,400	↑ L		1,820	
-50-4				44,991	48,671		↓ L			
-80-4										
-100-4										
441101-00-4 4 pairs										
	1-4	PB	CU2	23,000	25,200	19,900	↑ O1G		1,400	
				23,012	25,221		↓			

	 ENGINE	 00000	ccm		kW		 1 POS
800 0.8 CNG	F8B	06.08 - 07.13	796	B/G	26 kW	636	2
800 0.8 DUO	F8B	01.07 - 07.13	796	B/G	28 kW	636	2
BALENO (MBA) 1.2 DDiS190	D13A	05.16 - 04.20	1248	D	55 kW	636	3
BALENO (MBA) 1.2 DDiS190	Z13DT	05.16 - 04.20	1248	D	55 kW	636	3
CIAZ 1.3 DDiS HYBRID	D13A	01.18 - 02.20	1248	D/E	66 kW	636	3
CIAZ 1.3 DDiS	D13A	07.14 - 11.17	1248	D	66 kW	636	3
DZIRE 1.2 DDiS	D13A	04.17 - 01.20	1248	D	55 kW	636	3
DZIRE 1.2 DDiS	Z13DT	04.17 - 01.20	1248	D	55 kW	636	3
DZIRE 1.3 DDiS	D13A	03.08 - 02.12	1248	D	56 kW	636	3
DZIRE 1.3 DDiS	Z13DT	03.08 - 02.12	1248	D	56 kW	636	3
DZIRE 1.3	G13BB	03.08 - 02.12	1298	B	65 kW	636	4
ERTIGA (NC) 1.3 DDiS SMART HYBRID	D13A	11.18 - 01.20	1248	D/E	66 kW	636	3
ERTIGA 1.3 DDiS HYBRID	D13A	10.15 - 03.19	1248	D/E	66 kW	636	3
ERTIGA 1.3 DDiS	D13A	04.12 - 10.15	1248	D	66 kW	636	3
GYPSY 1.3 4WD	G13BB	07.06 - 10.19	1298	B	60 kW	636	4
IGNIS (MIG) 1.2 DDiS	D13A	12.16 - 03.20	1248	D	55 kW	636	3
IGNIS (MIG) 1.2 DDiS	Z13DT	12.16 - 03.20	1248	D	55 kW	636	3
OMNI Bus 0.8 LPG	F8B	01.07 - 10.19	796	B/G	26 kW	636	2
OMNI Bus 0.8	F8B	01.07 - 10.19	796	B	26 kW	636	2
OMNI Kasten 0.8 LPG	F8B	01.07 - 10.19	796	B/G	26 kW	636	2
OMNI Kasten 0.8	F8B	01.07 - 10.19	796	B	26 kW	636	2
RITZ 1.3 DDiS	D13A	04.09 - 05.17	1248	D	55 kW	636	3
RITZ 1.3 DDiS	Z 13 DTJ	04.09 - 05.17	1248	D	55 kW	636	3
S-CROSS 1.2 DDiS HYBRID	D13A	09.17 - 04.20	1248	D/E	66 kW	636	3
S-CROSS 1.2 DDiS HYBRID	Z13DT	09.17 - 04.20	1248	D/E	66 kW	636	3
S-CROSS 1.3 DDiS	D13A	08.15 - 08.17	1248	D	66 kW	636	3
SWIFT DZIRE 1.2 DDiS	D13A	08.12 - 05.17	1248	D	55 kW	636	3
SWIFT DZIRE 1.2 DDiS	Z13DT	08.12 - 05.17	1248	D	55 kW	636	3
SWIFT 1.3 DDiS	D13A	04.07 - 06.11	1248	D	56 kW	636	3
SWIFT 1.3 DDiS	D13A	01.18 - 02.21	1248	D	55 kW	636	3
SWIFT 1.3 DDiS	D13A	07.11 - 02.18	1248	D	55 kW	636	3
SWIFT 1.3	G13BB	05.05	1298	B	64 kW	636	4
SX 4 1.3 DDiS	D13A	01.11 - 11.14	1248	D	66 kW	636	3
VERSA Bus 1.3	G13BB	01.07 - 12.09	1298	B	61 kW	636	4
VERSA Bus 1.3	G13BB	01.07 - 12.09	1298	B	62 kW	636	4
VITARA BREZZA DDiS	D13A	02.16 - 04.20	1248	D	66 kW	636	3



MARUTI SUZUKI

ENGINE	ccm			kW	D	636	1 POS	ENGINE	ccm			kW	D	636	1 POS
	Ø	4	1248						Ø	4	1298				
D13A	69,600	4	1248	55 - 66 kW	D	636	3	G13BB	74,000	4	1298	56 - 64 kW	B	636	4
F10A	65,500	4	970	29 - 36 kW	B	636	1	Z 13 DTJ	69,600	4	1248	55 kW	D	636	3
F8B	68,500	3	796	26 - 35 kW	B	636	2	Z13DT	69,600	4	1248	55 - 66 kW	D	636	3



65,500 mm 1

F10A

403503-00-4 5 pairs									
-25-4	1-5	HL	AL	49,974	53,997	20,000	↑ LO1G	1,990	
-50-4				49,989	54,018		↓ LO1G		
-75-4									
433506-00-4 4 pairs									
-25-4	1-4	PL	AL	37,981	40,998	18,011	↑ LO1	1,491	
-50-4				37,991	41,021		↓ LO1		
-75-4									

68,500 mm 2

F8B

403511-00-3 4 pairs									
-25-3	1-4	HL	AL	49,989	53,995	16,990	↑ LO1G	1,989	
-50-3				50,010	54,010		↓ LO1G		
-75-3									
433506-00-3 3 pairs									
-25-3	1-3	PL	AL	37,981	40,998	18,011	↑ LO1	1,491	
-50-3				37,991	41,021		↓ LO1		
-75-3									

69,600 mm 3

D13A , Z 13 DTJ , Z13DT ,

403502-00-4 5 pairs									
-25-4	1,2,4,5	HL	AL	50,982	54,710	19,000	↑ LO2G	1,840	4 pairs
-50-4				51,000	54,722		↓ L		
	3	FL	AL	50,982	54,710	23,950	↑ LO2G	1,840	1 pair
		↓ HL		51,000	54,722	↓ 19,000	↓ L		
433504-00-4 4 pairs									
-25-4	1-4	PL	CU2	42,582	45,734	20,000	↑ O1	1,552	
-50-4				42,600	45,744		↓		









74,000 mm 4

G13BB

403512-00-4 5 pairs									
-25-4	1-5	HL	AL	44,980	49,000	18,100	↑ LO1	2,000	
-50-4				44,980	49,000		↓ LO1		
-75-4									
433512-00-4 4 pairs									
-25-4	1-4	PL	AL	41,980	45,020	18,100	↑ L	1,490	
-50-4				41,980	45,020		↓ L		
-75-4									








MASSEY FERGUSON

							
MF 5400 5445	1104D-E44TA	01.08	4399	D	70 kW	639	1

MASSEY FERGUSON








 ENGINE			ccm	kW			1 POS
1104D-E44TA	105,000	4	4399	70 - 100 kW	D	639	1



MASSEY FERGUSON








105,000 mm						1		
1104D-E44TA								
413621-00-2								2 pairs
	1-2	AS	AL	86,870 87,120	103,850 104,100	↑ ↓	G L G	2,310
433605-00-4								4 pairs
-25-4	1-4	PL	AL	63,475	67,208			1,841
-50-4				63,487	67,221			
-75-4								

			ccm		kW		1 POS
121 I (DA) 1.1 (DA101)	B116	10.87 - 10.90	1139	B	42 kW	653	1
121 I (DA) 1.1 (DA101)	B1	10.87 - 10.90	1139	B	42 kW	653	1
121 I (DA) 1.3 (DA103)	B3A5	11.87 - 10.90	1324	B	48 kW	653	4
121 I (DA) 1.3 (DA103)	B3	10.87 - 06.91	1324	B	44 kW	653	4
121 I (DA) 1.3 (DA103)	B3	04.89 - 10.90	1324	B	40 kW	653	4
121 I (DA) 1.5	B518	11.87 - 10.90	1498	B	56 kW	655	13
121 I (DA) 1.5	B573	11.87 - 10.90	1498	B	56 kW	655	13
121 II (DB) 1.1	B1	11.90 - 10.93	1139	B	40 kW	653	1
121 II (DB) 1.5 i (DB5PA)	B5C4	01.94 - 05.97	1498	B	62 kW	655	13
1300 (FA3) 1.3	TC	02.71 - 01.77	1272	B	44 kW	653	6
1300 (FA3) 1.3	TC	01.75 - 01.77	1272	B	49 kW	653	6
2 (DY) 1.2 (DY3W)	FUJA	02.03 - 06.07	1242	B	55 kW	653	5
2 (DY) 1.25 (DY3W)	FUJA	04.03 - 06.07	1242	B	55 kW	653	5
2 (DY) 1.4 CD	F6JA	04.03 - 06.07	1399	D	50 kW	654	8
2 (DY) 1.4 CD	F6JB	04.03 - 06.07	1399	D	50 kW	654	8
2 (DY) 1.4	FXJA	04.03 - 06.07	1388	B	59 kW	654	9
2 (DY) 1.4	FXJA	02.03 - 06.07	1388	B	59 kW	654	9
2 (DY) 1.6	FYJA	04.03 - 06.07	1596	B	74 kW	656	19
2 (DY) 1.6	FYJA	02.03 - 06.07	1596	B	74 kW	656	19
3 (BK) 1.6 (BK14)	B6ZE	10.03 - 06.09	1597	B	77 kW	655	14
3 (BK) 2.0 (BKEP)	LF-DE	10.03 - 12.09	1999	B	110 kW	659	38
3 (BK) 2.0 (BKEP)	LF-VE	10.03 - 12.09	1999	B	110 kW	659	38
3 (BK) 2.0 (BKEP)	LF17	10.03 - 12.09	1999	B	110 kW	659	39
3 (BK) 2.0 AWD (BKEP)	LF-VE	06.04 - 03.09	1999	B	105 kW	659	38
3 (BK) 2.0 MZR-CD (BK14)	RF7J	07.06 - 06.09	1998	D	105 kW	658	32
3 (BK) 2.0	LF-DE	10.03 - 06.06	1999	B	104 kW	659	38
3 (BK) 2.3 (BK3P)	L3-VDT	04.06 - 03.09	2261	B	194 kW	659	35
3 (BK) 2.3 MPS Turbo (BK14)	L3-VDT	07.06 - 06.09	2261	B	191 kW	659	35
3 (BK) 2.3 MPS Turbo (BK14)	L3-VDT	07.06 - 06.09	2261	B	191 kW	659	35
3 (BK) 2.3 MPS	L3-VDT	01.07 - 06.09	2261	B	196 kW	659	35
3 (BK) 2.3 MZR (BK3P)	L3-VE	10.03 - 03.09	2261	B	115 kW	659	37
3 (BK) 2.3 MZR Sport (BK3P)	L3-VE	10.03 - 06.09	2261	B	126 kW	659	37
3 (BK) 2.3	L3-VE	09.07 - 03.09	2261	B	116 kW	659	37
3 (BK) 2.3	L3-V	10.03 - 12.06	2261	B	118 kW	659	37
3 (BL) 2.0 4WD (BLEAW)	LF-VE	05.09 - 02.12	1999	B	105 kW	659	38
3 (BL) 2.0 DISI (BLEFW)	LF-VDS	05.09 - 02.12	1998	B	110 kW	659	37
3 (BL) 2.0 MZR (BLEFW)	LF-DE	01.09 - 09.14	1999	B	110 kW	659	38
3 (BL) 2.0 MZR (BLEFW)	LF-VE	01.09 - 09.14	1999	B	110 kW	659	38
3 (BL) 2.0 MZR (BLEFW)	LF-VE	04.09 - 09.14	1999	B	108 kW	659	38
3 (BL) 2.0 MZR (BLEFW)	LF17	01.09 - 09.14	1999	B	110 kW	659	39
3 (BL) 2.0 MZR (BLEFW)	LF5H	01.09 - 09.14	1999	B	110 kW	659	38
3 (BL) 2.0 MZR (BLEFW)	LF5H	04.09 - 09.14	1999	B	108 kW	659	38
3 (BL) 2.0 MZR (BLEFW)	LF5W	01.09 - 09.14	1999	B	110 kW	659	37
3 (BL) 2.0 MZR (BLEFW)	LF5W	04.09 - 09.14	1999	B	108 kW	659	37
3 (BL) 2.0 MZR DISI (BLEFW)	LF-VD	12.08 - 05.13	1999	B	111 kW	659	37
3 (BL) 2.0 MZR DISI (BLEFW)	LF5H	12.08 - 05.13	1999	B	111 kW	659	38
3 (BL) 2.0 MZR DISI (BLEFW)	LF5W	12.08 - 05.13	1999	B	111 kW	659	37
3 (BL) 2.0	LF5H	06.10 - 05.13	1999	B/E	108 kW	659	38
3 (BL) 2.3 MPS Turbo (BL14)	L3-VDT	12.08 - 09.14	2261	B	191 kW	659	35
3 (BL) 2.3 MPS Turbo (BL14)	L3-VDT	12.08 - 09.14	2261	B	191 kW	659	35
3 (BL) 2.3 MPS Turbo (BL3FW)	L3-VDT	06.09 - 12.13	2261	B	194 kW	659	35
3 (BL) 2.3 MPS Turbo	L3-VDT	06.09 - 09.14	2261	B	196 kW	659	35
3 (BM, BN) 2.2 D (BM2FS)	SH-VPTS	02.14 - 01.19	2188	D	129 kW	658	33
3 (BM, BN) 2.2 D (BM2FS)	SHY4	02.14 - 01.19	2191	D	129 kW	658	33
3 (BM, BN) 2.2 D	SHY1	09.13 - 05.19	2191	D	110 kW	658	33
3 (BM, BN) 2.2 D	SHY4	09.13 - 05.19	2191	D	110 kW	658	33
3 (BM, BN) 2.2 D	SHY6	09.13 - 05.19	2191	D	110 kW	658	33
3 Kasten/Schrägheck (BM) 2.2 D	SHY4	04.15 - 05.16	2191	D	110 kW	658	33
3 Stufenheck (BK) 2.0 (BKEP)	LF-DE	09.03 - 12.09	1999	B	110 kW	659	38
3 Stufenheck (BK) 2.0 (BKEP)	LF-VE	09.03 - 12.09	1999	B	110 kW	659	38
3 Stufenheck (BK) 2.0 (BKEP)	LF17	09.03 - 12.09	1999	B	110 kW	659	39
3 Stufenheck (BK) 2.0 MZR-CD (BK12)	RF7J	07.06 - 06.09	1998	D	105 kW	658	32








3 Stufenheck (BK) 2.0	LF-DE	10.03 - 06.06	1999	B	104 kW	659	38
3 Stufenheck (BK) 2.3 (BK3P)	L3-VE	06.00 - 03.09	2261	B	126 kW	659	37
3 Stufenheck (BK) 2.3 MPS	L3-VDT	01.04 - 06.09	2261	B	191 kW	659	35
3 Stufenheck (BK) 2.3 SP23 (BK3P)	L3-VE	10.03 - 06.09	2261	B	115 kW	659	37
3 Stufenheck (BK) 2.3	L3-VE	09.03 - 12.09	2261	B	118 kW	659	37
3 Stufenheck (BK) 2.3	L3-V	09.03 - 12.06	2261	B	119 kW	659	37
3 Stufenheck (BK) 2.3	L3-V	09.06 - 06.09	2261	B	116 kW	659	37
3 Stufenheck (BL) 2.0 4WD (BLEAP)	LF-VE	10.12 - 05.13	1999	B	105 kW	659	38
3 Stufenheck (BL) 2.0 MZR (BL12)	LF-DE	03.09 - 09.14	1999	B	110 kW	659	38
3 Stufenheck (BL) 2.0 MZR (BL12)	LF17	03.09 - 09.14	1999	B	110 kW	659	39
3 Stufenheck (BL) 2.0 MZR (BL12)	LF5H	03.09 - 09.14	1999	B	110 kW	659	38
3 Stufenheck (BL) 2.0 MZR (BL12)	LF5W	03.09 - 09.14	1999	B	110 kW	659	37
3 Stufenheck (BL) 2.0 MZR (BLEFP)	LF-VE	04.09 - 10.14	1999	B	108 kW	659	38
3 Stufenheck (BL) 2.0 MZR (BLEFP)	LF5H	04.09 - 10.14	1999	B	108 kW	659	38
3 Stufenheck (BL) 2.0 MZR (BLEFP)	LF5W	04.09 - 10.14	1999	B	108 kW	659	37
3 Stufenheck (BL) 2.0 MZR DISI (BL12)	LF5H	02.09 - 05.13	1999	B	111 kW	659	38
3 Stufenheck (BL) 2.0 MZR DISI (BL12)	LF5W	02.09 - 05.13	1999	B	111 kW	659	37
3 Stufenheck (BL) 2.0	LF5H	06.10 - 05.13	1999	B/E	108 kW	659	38
3 Stufenheck (BM_, BN_) 2.2 D	SHY1	09.13 - 05.19	2191	D	110 kW	658	33
3 Stufenheck (BM_, BN_) 2.2 D	SHY4	09.13 - 05.19	2191	D	110 kW	658	33
3 Stufenheck (BM_, BN_) 2.2 D	SHY6	09.13 - 05.19	2191	D	110 kW	658	33
323 C IV (BG) 1.6 (BG6Z)	B67K	04.91 - 09.00	1597	B	66 kW	655	14
323 C IV (BG) 1.6 (BG6Z)	B6E	09.89 - 06.91	1597	B	62 kW	655	14
323 C IV (BG) 1.6 16V (BG6Z)	B6	03.91 - 10.94	1597	B	65 kW	655	12
323 C IV (BG) 1.8 (BG8S)	BP21	09.89 - 06.93	1840	B	96 kW	657	25
323 C IV (BG) 1.8 16V (BG8S)	BP22	09.89 - 03.93	1840	B	103 kW	657	25
323 C IV (BG) 1.8 16V (BG8S)	BP31	09.89 - 03.93	1840	B	103 kW	657	25
323 C IV (BG) 1.8 16V 4WD (BG8S)	BP Turbo	08.89 - 05.94	1840	B	132 kW	657	25
323 C IV (BG) 1.8 16V 4WD (BG8S)	BP	11.91 - 12.93	1840	B	76 kW	657	25
323 C IV (BG) 1.8 16V GT (BG8S)	BP (DOHC)	09.89 - 03.93	1840	B	94 kW	657	25
323 C IV (BG) 1.8 16V Turbo 4WD (BG8S)	BP Turbo	01.93 - 07.94	1840	B	136 kW	657	25
323 C IV (BG) 1.8 16V Turbo 4WD (BG8S)	BP Turbo	09.90 - 12.92	1840	B	120 kW	657	25
323 C IV (BG) 1.8 GT-R 4WD (BG8S)	BP Turbo	01.92 - 05.94	1840	B	154 kW	657	25
323 C IV (BG) 1.8 Turbo (BG8S)	BP55	06.89 - 04.94	1840	B	122 kW	657	25
323 C V (BA) 1.8 16V (BA8P)	BP-ZE	08.94 - 09.98	1840	B	84 kW	657	25
323 C V (BA) 1.8	BP (DOHC)	08.94 - 09.98	1840	B	92 kW	657	25
323 F IV (BG) 1.6 (BG6S, BG6P)	B67J	04.91 - 04.94	1597	B	66 kW	655	14
323 F IV (BG) 1.6 (BG6S, BG6P)	B67K	04.91 - 04.94	1597	B	66 kW	655	14
323 F IV (BG) 1.6 (BG6S, BG6P)	B67L	04.91 - 04.94	1597	B	66 kW	655	14
323 F IV (BG) 1.6 (BG6S, BG6P)	B6E	09.89 - 06.91	1597	B	62 kW	655	14
323 F IV (BG) 1.6 16V (BG6S, BG6P)	B6	03.91 - 10.94	1597	B	65 kW	655	12
323 F IV (BG) 1.6	B6 (SOHC)	04.87 - 08.93	1597	B	77 kW	655	14
323 F IV (BG) 1.6	B6T	04.87 - 08.93	1597	B	103 kW	655	14
323 F IV (BG) 1.8 16V (BG8S, BG8P)	BP31	09.89 - 03.93	1840	B	103 kW	657	25
323 F IV (BG) 1.8 16V (BG8S, BG8P)	BP	08.89 - 07.94	1840	B	76 kW	657	25
323 F IV (BG) 1.8 16V GT (BG8S, BG8P)	BP (DOHC)	08.89 - 07.94	1840	B	94 kW	657	25
323 F IV (BG) 1.8 4WD (BG8R)	BPC	01.91 - 04.94	1840	B	76 kW	657	25
323 F V (BA) 1.6	B6DA	08.94 - 09.98	1597	B	80 kW	655	14
323 F V (BA) 1.8 16V (BA8P)	BP-ZE	08.94 - 09.98	1840	B	84 kW	657	25
323 F V (BA) 1.8 16V (BA8P)	BP-ZE	08.94 - 09.98	1840	B	99 kW	657	25
323 F V (BA) 1.8 16V	BP (DOHC)	08.94 - 09.98	1840	B	92 kW	657	25
323 F VI (BJ) 1.4 (BJ3P)	B3 (16V)	01.01 - 05.04	1324	B	53 kW	653	3
323 F VI (BJ) 1.4 16V (BJ3P, BJ14)	B3 ME	09.98 - 01.01	1324	B	54 kW	653	4
323 F VI (BJ) 1.4	B3 (16V)	09.98 - 05.04	1324	B	50 kW	653	3
323 F VI (BJ) 1.5 16V (BJ5W)	ZL06	09.98 - 01.01	1498	B	65 kW	656	18
323 F VI (BJ) 1.6	B6 (SOHC)	09.98 - 05.04	1597	B	77 kW	655	14
323 F VI (BJ) 1.8 Astina (BJ8W)	BP (DOHC)	09.98 - 05.04	1840	B	92 kW	657	25
323 F VI (BJ) 2.0 D	RF1G	09.98 - 05.04	1998	D	52 kW	658	32
323 F VI (BJ) 2.0 TD	RF4F	09.98 - 12.01	1998	D	66 kW	658	32
323 F VI (BJ) 2.0 TD	RF4F	01.01 - 05.04	1998	D	74 kW	658	32
323 I (FA) 1.3 (FA4TS)	TC	01.77 - 10.80	1272	B	44 kW	653	6
323 I (FA) 1.4 (FA4US)	UC	05.78 - 03.81	1415	B	51 kW	654	10








			ccm		kw		1 POS
323 I Station Wagon (FA) 1.3 (FA4TV)	TC	05.78 - 05.86	1272	B	44 kW	653	6
323 I Station Wagon (FA) 1.4 (FA4UV)	UC	05.78 - 08.82	1415	B	51 kW	654	10
323 I Station Wagon (FA) 1.5 (FA45V)	D5	04.82 - 05.86	1490	B	52 kW	654	10
323 I Station Wagon (FA) 1.5 (FA45V)	D5	01.82 - 10.85	1490	B	50 kW	654	10
323 II (BD) 1.1 (BD101)	E1	11.80 - 10.85	1071	B	40 kW	653	2
323 II (BD) 1.3 (BD103)	B335	04.87 - 05.89	1324	B	50 kW	653	4
323 II (BD) 1.3 (BD103)	E3	09.81 - 10.85	1296	B	44 kW	654	10
323 II (BD) 1.3 (BD103)	E3	11.80 - 10.89	1296	B	50 kW	654	10
323 II (BD) 1.5 (BD105)	E5	03.82 - 09.86	1490	B	65 kW	654	10
323 II (BD) 1.5 (BD105)	E5	03.81 - 12.85	1490	B	55 kW	654	10
323 II (BD) 1.5 (BD105)	E5	11.80 - 07.85	1490	B	59 kW	654	10
323 II (BD) 1.6 GLX	B68	06.86 - 03.87	1597	B	54 kW	655	14
323 II Hatchback (BD) 1.1 (BD101)	E1	11.80 - 10.85	1071	B	40 kW	653	2
323 II Hatchback (BD) 1.1	E1	08.82 - 04.85	1071	B	41 kW	653	2
323 II Hatchback (BD) 1.3 (BD103)	E3	11.80 - 10.85	1296	B	44 kW	654	10
323 II Hatchback (BD) 1.3 (BD103)	E3	11.80 - 10.89	1296	B	50 kW	654	10
323 II Hatchback (BD) 1.3	E3	08.82 - 04.85	1296	B	48 kW	654	10
323 II Hatchback (BD) 1.5 (BD105)	D5	10.80 - 09.85	1490	B	59 kW	654	10
323 II Hatchback (BD) 1.5 (BD105)	E5	05.81 - 10.85	1490	B	55 kW	654	10
323 II Hatchback (BD) 1.5 (BD105)	E5	11.80 - 12.83	1490	B	63 kW	654	10
323 II Hatchback (BD) 1.5 (BD105)	E5	03.82 - 12.85	1490	B	65 kW	654	10
323 II Hatchback (BD) 1.5 (BD69)	E5	08.82 - 04.85	1490	B	53 kW	654	10
323 II Hatchback (BD) 1.6 (BD106)	B681	06.86 - 03.87	1597	B	54 kW	655	14
323 III (BF) 1.1	E1	08.85 - 04.90	1071	B	40 kW	653	2
323 III (BF) 1.3 (BF103)	B315	04.87 - 05.89	1324	B	50 kW	653	4
323 III (BF) 1.3 (BF103)	E3	08.85 - 05.89	1296	B	44 kW	654	10
323 III (BF) 1.4 (BF103)	B3	04.87 - 07.89	1324	B	44 kW	653	4
323 III (BF) 1.5 (BF105)	B5	10.85 - 10.89	1498	B	54 kW	655	13
323 III (BF) 1.5 (BF5S)	E5	08.85 - 05.89	1490	B	55 kW	654	10
323 III (BF) 1.5 i (BF5S)	E5E3	08.85 - 05.89	1490	B	70 kW	654	11
323 III (BF) 1.5 i Turbo (BF5S)	E5E2	08.85 - 05.89	1490	B	85 kW	654	11
323 III (BF) 1.6 GLX	B68	10.85 - 10.89	1597	B	54 kW	655	14
323 III (BF) 1.6 GT (BFMP)	B6 (SOHC)	10.85 - 10.89	1597	B	63 kW	655	14
323 III (BF) 1.6 GT (BFMP)	B6 (SOHC)	01.86 - 12.88	1597	B	77 kW	655	14
323 III (BF) 1.6 GT Turbo (BFMP)	B6T	10.85 - 11.91	1597	B	103 kW	655	14
323 III (BF) 1.6 Turbo	B6T	09.87 - 12.88	1597	B	98 kW	655	14
323 III Hatchback (BF) 1.1	E1	09.85 - 10.89	1071	B	40 kW	653	2
323 III Hatchback (BF) 1.3 (BF103)	E3	09.85 - 12.87	1296	B	44 kW	654	10
323 III Hatchback (BF) 1.3 (BF103)	E3	09.85 - 03.87	1296	B	50 kW	654	10
323 III Hatchback (BF) 1.3	B315	04.87 - 05.89	1324	B	50 kW	653	4
323 III Hatchback (BF) 1.4 (BF103)	B3	09.87 - 10.89	1324	B	44 kW	653	4
323 III Hatchback (BF) 1.5 (BF105)	B5	09.87 - 10.89	1498	B	54 kW	655	13
323 III Hatchback (BF) 1.5 (BF5S)	E5	08.85 - 05.89	1490	B	55 kW	654	10
323 III Hatchback (BF) 1.5 i (BF5S)	E5E3	08.85 - 05.89	1490	B	70 kW	654	11
323 III Hatchback (BF) 1.5 i Turbo (BF5S)	E5E2	08.85 - 05.89	1490	B	85 kW	654	11
323 III Hatchback (BF) 1.6 (BF106)	B68	10.85 - 10.89	1597	B	54 kW	655	14
323 III Hatchback (BF) 1.6 4WD (BFMR)	B6T	06.86 - 12.89	1597	B	100 kW	655	14
323 III Hatchback (BF) 1.6 GT (BF106)	B6 (SOHC)	09.87 - 10.89	1597	B	63 kW	655	14
323 III Hatchback (BF) 1.6 GT (BF106)	B6 (SOHC)	08.85 - 08.93	1597	B	77 kW	655	14
323 III Hatchback (BF) 1.6 GT Turbo (BF1)	B6T	10.85 - 08.93	1597	B	103 kW	655	14
323 III Hatchback (BF) 1.6 GT Turbo 4WD (BF2)	B6F2	08.87 - 10.89	1597	B	110 kW	655	14
323 III Hatchback (BF) 1.6 GT Turbo 4WD (BF2)	B6T	10.87 - 11.91	1597	B	103 kW	655	14
323 III Station Wagon (BW) 1.3 (BW103)	E3	07.86 - 04.90	1296	B	44 kW	654	10
323 III Station Wagon (BW) 1.3	B335	01.86 - 06.87	1324	B	52 kW	653	4
323 III Station Wagon (BW) 1.3	B335	01.86 - 06.87	1324	B	50 kW	653	4
323 III Station Wagon (BW) 1.5 (BW105)	B50	01.87 - 05.89	1498	B	54 kW	655	13
323 III Station Wagon (BW) 1.5 (BW105)	B53	01.87 - 05.89	1498	B	54 kW	655	13
323 III Station Wagon (BW) 1.5 (BW105)	B5	01.87 - 05.89	1498	B	54 kW	655	13
323 III Station Wagon (BW) 1.5 (BW105)	B5	09.89 - 09.91	1498	B	55 kW	655	13
323 III Station Wagon (BW) 1.5 (BW5W, BW105)	B50	05.86 - 05.89	1498	B	55 kW	655	13
323 III Station Wagon (BW) 1.5 (BW5W, BW105)	B53	05.86 - 05.89	1498	B	55 kW	655	13
323 III Station Wagon (BW) 1.5 (BW5W, BW105)	E5	05.86 - 05.89	1490	B	55 kW	654	10








323 III Station Wagon (BW) 1.5 LX (BW105)	E5	01.86 - 06.87	1490	B	50 kW	654	10
323 III Station Wagon (BW) 1.6 (BW106)	B6 (SOHC)	09.86 - 10.95	1597	B	63 kW	655	14
323 III Station Wagon (BW) 1.6 (BW106)	B65M	09.86 - 10.95	1597	B	63 kW	655	14
323 III Station Wagon (BW) 1.6 (BW106)	B65M	09.92 - 10.95	1597	B	63 kW	655	14
323 III Station Wagon (BW) 1.6 (BW106)	B68	09.87 - 10.89	1597	B	54 kW	655	14
323 III Station Wagon (BW) 1.6 (BW106)	B6E	09.86 - 10.95	1597	B	63 kW	655	14
323 III Station Wagon (BW) 1.6 4x4 (BWMR)	B65M	05.90 - 03.93	1597	B	63 kW	655	14
323 III Station Wagon (BW) 1.6 4x4 (BWMR)	B6E	05.90 - 03.93	1597	B	63 kW	655	14
323 III Station Wagon (BW) 1.8	BPF1	09.92 - 10.98	1840	B	92 kW	657	25
323 P V (BA) 2.0 D	RF1G	10.96 - 09.98	1998	D	52 kW	658	32
323 S IV (BG) 1.3 (BG3P)	B383	09.89 - 06.91	1324	B	49 kW	653	4
323 S IV (BG) 1.6 (BG6S)	B6E	09.89 - 06.91	1597	B	62 kW	655	14
323 S IV (BG) 1.6 16V (BG6S)	B6	08.89 - 10.96	1597	B	65 kW	655	12
323 S IV (BG) 1.8 16V (BG8P)	BP52	08.89 - 07.94	1840	B	76 kW	657	25
323 S IV (BG) 1.8 16V 4WD	BP52	01.90 - 07.94	1840	B	76 kW	657	25
323 S IV (BG) 1.8 16V GT (BG8P)	BP (DOHC)	06.89 - 07.94	1840	B	94 kW	657	25
323 S IV (BG) 1.8 16V Turbo 4WD (BG8R)	BP Turbo	01.91 - 07.94	1840	B	120 kW	657	25
323 S IV (BG) 1.8 Turbo 4WD (BG8R)	BP55	04.91 - 04.94	1840	B	122 kW	657	25
323 S V (BA) 1.6	B67K	08.94 - 09.00	1597	B	66 kW	655	14
323 S V (BA) 1.7 TD AWD	4EE1-T	09.94 - 05.98	1686	D	65 kW	656	20
323 S V (BA) 1.7 TD	4EE1-T	05.94 - 09.98	1686	D	60 kW	656	20
323 S V (BA) 1.7 TD	4EE1-T	09.94 - 05.98	1686	D	65 kW	656	20
323 S V (BA) 1.8 (BA11)	BP (DOHC)	07.94 - 09.98	1840	B	92 kW	657	25
323 S V (BA) 1.8 16V (BA11)	BP-ZE	08.94 - 09.98	1840	B	84 kW	657	25
323 S V (BA) 1.8	BP21	09.92 - 08.00	1840	B	75 kW	657	25
323 S V (BA) 2.0 D	RF1G	06.96 - 11.02	1998	D	52 kW	658	32
323 S VI (BJ) 1.3 (BJ3P)	B3 (16V)	01.01 - 05.04	1324	B	53 kW	653	3
323 S VI (BJ) 1.3 16V (BJ3P)	B3 ME	09.98 - 01.01	1324	B	54 kW	653	4
323 S VI (BJ) 1.5 (BJ5P)	ZL06	05.98 - 05.04	1498	B	80 kW	656	18
323 S VI (BJ) 1.5 16V (BJ5P)	ZL06	09.98 - 01.01	1498	B	65 kW	656	18
323 S VI (BJ) 1.8 Protege (BJ10M)	BP (DOHC)	05.98 - 05.04	1840	B	92 kW	657	25
323 S VI (BJ) 2.0 DiTD (BJEP)	RF4F	10.00 - 10.02	1998	D	74 kW	658	32
323 S VI (BJ) 2.0 TD (BJEP)	RF3F	09.98 - 05.04	1998	D	66 kW	658	32
5 (CR19) 1.8 (CR19)	L823	02.05 - 05.10	1798	B	85 kW	657	26
5 (CR19) 2.0 (CREW)	LF-DE	02.05 - 05.10	1999	B	107 kW	659	38
5 (CR19) 2.0 (CREW)	LFF7	02.05 - 05.10	1999	B	107 kW	659	38
5 (CR19) 2.0 AWD (CREW)	LF-VE	10.06 - 05.10	1999	B	102 kW	659	38
5 (CR19) 2.0 CD (CR19)	RF7J	02.05 - 05.10	1998	D	81 kW	658	32
5 (CR19) 2.0 CD (CR19)	RF7J	02.05 - 05.10	1998	D	105 kW	658	32
5 (CR19) 2.3 (CR3W)	L3-VE	02.05 - 09.08	2261	B	122 kW	659	37
5 (CR19) 2.3 (CR3W)	L333	02.05 - 09.08	2261	B	122 kW	659	34
5 (CR19) 2.3	L3-V	09.05 - 12.06	2261	B	117 kW	659	37
5 (CR19) 2.3	L3-V	09.06 - 12.10	2261	B	114 kW	659	37
5 (CR19) 2.3	L3X	09.06 - 12.10	2261	B	114 kW	659	37
5 (CW) 1.8 MZR	L850	09.10	1798	B	85 kW	657	26
5 (CW) 2.0 (CWEFW)	LF-ZB	09.10	1999	B	110 kW	659	38
5 (CW) 2.0 (CWEFW)	LF-ZB	06.10	1999	B	106 kW	659	38
5 (CW) 2.0 (CWEFW)	LF5H	09.10	1999	B	110 kW	659	38
5 (CW) 2.0 4WD (CWEAW)	LF-VE	08.14	1999	B	102 kW	659	38
5 (CW) 2.0	LF-ZB	01.11	1999	B	108 kW	659	38
6 Hatchback (GG) 1.8	L813	08.02 - 08.07	1798	B	88 kW	657	26
6 Hatchback (GG) 2.0 (GGES)	LF-DE	08.02 - 08.07	1999	B	104 kW	659	38
6 Hatchback (GG) 2.0 (GGES)	LF-VE	03.05 - 08.07	1999	B	108 kW	659	38
6 Hatchback (GG) 2.0 (GGES)	LF17	08.02 - 08.07	1999	B	104 kW	659	39
6 Hatchback (GG) 2.0 (GGES)	LF18	08.02 - 08.07	1999	B	104 kW	659	39
6 Hatchback (GG) 2.0 (GGES)	LFF7	03.05 - 08.07	1999	B	108 kW	659	38
6 Hatchback (GG) 2.0 DI (GG14)	RF5C	08.02 - 08.07	1998	D	100 kW	658	32
6 Hatchback (GG) 2.0 DI (GG14)	RF5C	08.02 - 08.07	1998	D	89 kW	658	32
6 Hatchback (GG) 2.0 DI (GG14)	RF7J	06.05 - 02.08	1998	D	105 kW	658	32
6 Hatchback (GG) 2.3 (GG3S)	L3-VE	08.02 - 02.08	2261	B	122 kW	659	37
6 Hatchback (GG) 2.3 (GG3S)	L3-VE	08.02 - 12.08	2261	B	131 kW	659	37
6 Hatchback (GG) 2.3 (GG3S)	L3C1	08.02 - 02.08	2261	B	122 kW	659	36

			ccm		kW		1 POS
6 Hatchback (GG) 2.3	L3C1	09.06 - 12.08	2261	B	116 kW	659	36
6 Hatchback (GG) 2.3	L3X	09.03 - 12.06	2261	B	119 kW	659	37
6 Hatchback (GH) 1.8 MZR	L813	08.07 - 07.13	1798	B	88 kW	657	26
6 Hatchback (GH) 2.0 MZR (GHEFS)	LF-DE	01.10 - 12.12	1999	B	114 kW	659	38
6 Hatchback (GH) 2.0 MZR (GHEFS)	LF-VE	08.07 - 07.13	1999	B	108 kW	659	38
6 Hatchback (GH) 2.0 MZR (GHEFS)	LF17	08.07 - 07.13	1999	B	108 kW	659	39
6 Hatchback (GH) 2.0 MZR-CD (GH14)	RF7J	08.07 - 10.09	1998	D	103 kW	658	32
6 Kasten/Kombi (GJ) 2.2 D AWD	SHY4	01.13 - 05.16	2191	D	110 kW	658	33
6 Kasten/Kombi (GJ) 2.2 D AWD	SHY4	04.15 - 05.16	2191	D	129 kW	658	33
6 Kasten/Kombi (GJ) 2.2 D	SHY4	04.15 - 05.16	2191	D	110 kW	658	33
6 Kasten/Kombi (GJ) 2.2 D	SHY4	04.15 - 05.16	2191	D	129 kW	658	33
6 Kombi (GH) 1.8 MZR	L813	02.08 - 07.13	1798	B	88 kW	657	26
6 Kombi (GH) 2.0 (GHEFW)	LF-VD	10.12 - 07.13	1999	B	112 kW	659	37
6 Kombi (GH) 2.0 MZR (GHEFW)	LF-DE	01.10 - 07.13	1999	B	114 kW	659	38
6 Kombi (GH) 2.0 MZR (GHEFW)	LF-VE	12.07 - 07.13	1999	B	108 kW	659	38
6 Kombi (GH) 2.0 MZR (GHEFW)	LF17	12.07 - 07.13	1999	B	108 kW	659	39
6 Kombi (GH) 2.0 MZR-CD (GH14)	RF7J	12.07 - 12.10	1998	D	103 kW	658	32
6 Kombi (GJ, GL) 2.2 D (GJ2FW)	SHY1	08.12 - 02.18	2191	D	129 kW	658	33
6 Kombi (GJ, GL) 2.2 D (GJ2FW)	SHY4	08.12 - 02.18	2191	D	129 kW	658	33
6 Kombi (GJ, GL) 2.2 D (GJ2FW)	SHY6	08.12 - 02.18	2191	D	129 kW	658	33
6 Kombi (GJ, GL) 2.2 D (GJ2FW)	SHY8	03.18	2191	D	140 kW	658	33
6 Kombi (GJ, GL) 2.2 D AWD	SHY4	02.15	2191	D	129 kW	658	33
6 Kombi (GJ, GL) 2.2 D AWD	SHY4	12.12	2191	D	110 kW	658	33
6 Kombi (GJ, GL) 2.2 D AWD	SHY6	12.12	2191	D	110 kW	658	33
6 Kombi (GJ, GL) 2.2 D AWD	SHY8	12.12	2191	D	110 kW	658	33
6 Kombi (GJ, GL) 2.2 D AWD	SHY8	03.18	2191	D	135 kW	658	33
6 Kombi (GJ, GL) 2.2 D	SHY1	12.12	2191	D	110 kW	658	33
6 Kombi (GJ, GL) 2.2 D	SHY4	12.12	2191	D	110 kW	658	33
6 Kombi (GJ, GL) 2.2 D	SHY6	12.12	2191	D	110 kW	658	33
6 Kombi (GJ, GL) 2.2 D	SHY8	12.12	2191	D	110 kW	658	33
6 Kombi (GJ, GL) 2.2 D	SHY8	03.18	2191	D	135 kW	658	33
6 Station Wagon (GY) 1.8	L813	08.02 - 08.07	1798	B	88 kW	657	26
6 Station Wagon (GY) 2.0 (GYEW)	LF-DE	08.02 - 08.07	1999	B	104 kW	659	38
6 Station Wagon (GY) 2.0 (GYEW)	LF-VE	03.05 - 08.07	1999	B	108 kW	659	38
6 Station Wagon (GY) 2.0 (GYEW)	LF17	08.02 - 08.07	1999	B	104 kW	659	39
6 Station Wagon (GY) 2.0 (GYEW)	LF18	08.02 - 08.07	1999	B	104 kW	659	39
6 Station Wagon (GY) 2.0 (GYEW)	LFF7	03.05 - 08.07	1999	B	108 kW	659	38
6 Station Wagon (GY) 2.0 DI (GY19)	RF5C	08.02 - 02.05	1998	D	100 kW	658	32
6 Station Wagon (GY) 2.0 DI (GY19)	RF5C	08.02 - 08.07	1998	D	89 kW	658	32
6 Station Wagon (GY) 2.0 DI (GY19)	RF7J	06.05 - 02.08	1998	D	105 kW	658	32
6 Station Wagon (GY) 2.3 (GY3W)	L3-VE	01.02 - 02.08	2261	B	122 kW	659	37
6 Station Wagon (GY) 2.3 (GY3W)	L3C1	01.02 - 02.08	2261	B	122 kW	659	36
6 Station Wagon (GY) 2.3 AWD (GY3W)	L3-VE	11.02 - 08.07	2261	B	119 kW	659	37
6 Station Wagon (GY) 2.3 AWD (GY3W)	L3C1	11.02 - 08.07	2261	B	119 kW	659	36
6 Stufenheck (GG) 1.8	L813	08.02 - 08.07	1798	B	88 kW	657	26
6 Stufenheck (GG) 1.8	L823	08.02 - 08.07	1798	B	88 kW	657	26
6 Stufenheck (GG) 1.8	L828	08.02 - 08.07	1798	B	88 kW	657	26
6 Stufenheck (GG) 2.0 (GGEP)	LF-DE	06.02 - 08.07	1999	B	104 kW	659	38
6 Stufenheck (GG) 2.0 (GGEP)	LF-VE	03.05 - 08.07	1999	B	108 kW	659	38
6 Stufenheck (GG) 2.0 (GGEP)	LF17	06.02 - 08.07	1999	B	104 kW	659	39
6 Stufenheck (GG) 2.0 (GGEP)	LF18	06.02 - 08.07	1999	B	104 kW	659	39
6 Stufenheck (GG) 2.0 (GGEP)	LFF7	03.05 - 08.07	1999	B	108 kW	659	38
6 Stufenheck (GG) 2.0 DI (GG14)	RF5C	06.02 - 08.07	1998	D	100 kW	658	32
6 Stufenheck (GG) 2.0 DI (GG14)	RF5C	08.02 - 08.07	1998	D	89 kW	658	32
6 Stufenheck (GG) 2.0 DI (GG14)	RF7J	06.05 - 02.08	1998	D	105 kW	658	32
6 Stufenheck (GG) 2.3 (GG3P)	L3-VE	06.02 - 12.08	2261	B	122 kW	659	37
6 Stufenheck (GG) 2.3 (GG3P)	L3-VE	06.02 - 12.08	2261	B	131 kW	659	37
6 Stufenheck (GG) 2.3 (GG3P)	L3C1	06.02 - 12.08	2261	B	122 kW	659	36
6 Stufenheck (GG) 2.3 AWD	L3-VDT	09.05 - 12.06	2261	B	204 kW	659	35
6 Stufenheck (GG) 2.3 MPS Turbo (GG3P)	L3-VDT	08.05 - 02.08	2261	B	191 kW	659	35
6 Stufenheck (GG) 2.3	L3C1	03.05 - 07.07	2261	B	120 kW	659	36
6 Stufenheck (GG) 2.3	L3X	07.03 - 02.05	2261	B	119 kW	659	37



							
6 Stufenheck (GG) 2.3	L3X	09.06 - 12.08	2261	B	116 kW	659	37
6 Stufenheck (GH) 1.8 MZR	L813	08.07 - 07.13	1798	B	88 kW	657	26
6 Stufenheck (GH) 2.0 (GHEFP)	LF-VD	01.10 - 12.12	1999	B	112 kW	659	37
6 Stufenheck (GH) 2.0 MZR (GHEFP)	LF-DE	01.10 - 12.12	1999	B	114 kW	659	38
6 Stufenheck (GH) 2.0 MZR (GHEFP)	LF-VE	08.07 - 12.12	1999	B	108 kW	659	38
6 Stufenheck (GH) 2.0 MZR (GHEFP)	LF17	08.07 - 12.12	1999	B	108 kW	659	39
6 Stufenheck (GH) 2.0 MZR-CD (GH14)	RF7J	08.07 - 10.10	1998	D	103 kW	658	32
6 Stufenheck (GJ, GL) 2.2 D (GJ2FP)	SHY1	12.12	2191	D	129 kW	658	33
6 Stufenheck (GJ, GL) 2.2 D (GJ2FP)	SHY1	12.12	2191	D	110 kW	658	33
6 Stufenheck (GJ, GL) 2.2 D (GJ2FP)	SHY4	12.12	2191	D	110 kW	658	33
6 Stufenheck (GJ, GL) 2.2 D (GJ2FP)	SHY6	12.12	2191	D	110 kW	658	33
6 Stufenheck (GJ, GL) 2.2 D (GJ2FP)	SHY8	12.12	2191	D	110 kW	658	33
6 Stufenheck (GJ, GL) 2.2 D	SHY8	03.18	2191	D	135 kW	658	33
6 Stufenheck (GJ, GL) 2.2 D	SHY8	03.18	2191	D	140 kW	658	33
616 (SNA) 1.6	NA	06.73 - 02.78	1586	B	55 kW	655	16
616 (SNA) 1.8	VB	09.71 - 12.73	1796	B	55 kW	655	17
626 I (CB) 1.6 (CB2NS)	NA	05.79 - 05.82	1586	B	55 kW	655	16
626 I (CB) 2.0 (CB2MS)	MA	09.78 - 05.82	1970	B	66 kW	656	21
626 I Coupe 2.0	MA	10.78 - 12.82	1970	B	66 kW	656	21
626 II (GC) 1.6 (GC1061)	F6	11.82 - 06.87	1587	B	59 kW	657	23
626 II (GC) 2.0 (GC1)	FE (8V)	10.86 - 01.90	1998	B	68 kW	658	30
626 II (GC) 2.0 (GC10E1)	FE (8V)	03.83 - 09.87	1998	B	74 kW	658	30
626 II (GC) 2.0 (GC10E1)	FE (8V)	05.83 - 10.87	1998	B	88 kW	658	30
626 II (GC) 2.0 D (GC10F1)	RF46	01.83 - 06.87	1998	D	46 kW	658	32
626 II (GC) 2.0 D	RF46	11.82 - 07.85	1998	D	47 kW	658	32
626 II (GC) 2.0 i Turbo (GC10E1)	FET	01.86 - 10.87	1998	B	87 kW	658	31
626 II Coupe (GC) 1.6 (GC1061)	F603	11.82 - 07.87	1587	B	60 kW	657	24
626 II Coupe (GC) 1.6 (GC1061)	F658	11.82 - 07.87	1587	B	60 kW	657	24
626 II Coupe (GC) 2.0 (GC10E1)	FE (8V)	02.83 - 10.87	1998	B	70 kW	658	30
626 II Coupe (GC) 2.0 D	RF46	09.83 - 12.85	1998	D	46 kW	658	32
626 II Coupe (GC) 2.0 i Turbo (GC10E1)	FET	01.86 - 10.87	1998	B	87 kW	658	31
626 II Coupe (GC) 2.0	FE (8V)	01.86 - 10.87	1998	B	81 kW	658	30
626 II Coupe (GC) 2.0	FE (8V)	09.85 - 10.87	1998	B	88 kW	658	30
626 II Coupe (GC) 2.0	FE (8V)	11.82 - 10.87	1998	B	75 kW	658	30
626 II Hatchback (GC) 1.6 (GC1061)	F603	03.83 - 09.87	1587	B	55 kW	657	24
626 II Hatchback (GC) 1.6 (GC1061)	F658	03.83 - 09.87	1587	B	55 kW	657	24
626 II Hatchback (GC) 1.6 (GC1061)	F6	03.83 - 09.87	1587	B	59 kW	657	23
626 II Hatchback (GC) 2.0 (GC10E1)	FE (8V)	03.83 - 09.87	1998	B	74 kW	658	30
626 II Hatchback (GC) 2.0 (GC10E1)	FE (8V)	01.86 - 09.87	1998	B	88 kW	658	30
626 II Hatchback (GC) 2.0 (GC10E1)	FE (8V)	01.85 - 09.87	1998	B	68 kW	658	30
626 II Hatchback (GC) 2.0 D (GC10F1)	RF46	03.84 - 06.87	1998	D	46 kW	658	32
626 II Hatchback (GC) 2.0 i Turbo (GC10E1)	FET	01.86 - 10.87	1998	B	87 kW	658	31
626 III (GD) 1.6 (GD106)	F659	06.87 - 05.92	1587	B	60 kW	657	24
626 III (GD) 1.6 (GD106)	F6	06.87 - 05.92	1587	B	60 kW	657	23
626 III (GD) 1.8 (GD8P)	F8 (12V)	11.87 - 05.92	1789	B	65 kW	658	30
626 III (GD) 1.8	F8 (12V)	08.89 - 05.92	1789	B	69 kW	658	30
626 III (GD) 2.0 (GDEP)	FE (12V)	09.87 - 10.90	1998	B	66 kW	658	30
626 III (GD) 2.0 12V (GDEP)	FE (12V)	09.87 - 05.92	1998	B	79 kW	658	30
626 III (GD) 2.0 16V (GDEP)	FE (16V)	11.87 - 05.92	1998	B	103 kW	658	31
626 III (GD) 2.0 16V (GDEP)	FE (16V)	07.87 - 12.91	1998	B	109 kW	658	31
626 III (GD) 2.0 D (GDFFP)	RF-N	07.87 - 07.91	1998	D	44 kW	658	32
626 III (GD) 2.0	FE (12V)	08.87 - 07.89	1998	B	74 kW	658	30
626 III (GD) 2.2 12V (GD102)	F2	11.87 - 12.91	2184	B	85 kW	658	31
626 III (GD) 2.2 12V 4WD (GD102)	F2	01.90 - 05.92	2184	B	85 kW	658	31
626 III Coupe (GD) 1.8 (GD8P)	F8 (12V)	09.87 - 08.91	1789	B	65 kW	658	30
626 III Coupe (GD) 2.0 (GDEP)	FE (8V)	09.87 - 10.90	1998	B	66 kW	658	30
626 III Coupe (GD) 2.0 12V (GDEP)	FE (12V)	09.87 - 05.92	1998	B	79 kW	658	30
626 III Coupe (GD) 2.0 16V (GDEP)	FE (16V)	12.87 - 10.90	1998	B	103 kW	658	31
626 III Coupe (GD) 2.0 16V (GDEP)	FE (16V)	06.87 - 09.89	1998	B	109 kW	658	31
626 III Coupe (GD) 2.2 12V (GD102)	F2	04.88 - 12.91	2184	B	85 kW	658	31
626 III Hatchback (GD) 1.6 (GD106)	F659	06.87 - 05.92	1587	B	60 kW	657	24
626 III Hatchback (GD) 1.6 (GD106)	F6	06.87 - 05.92	1587	B	60 kW	657	23







			ccm		kw		1 POS
626 III Hatchback (GD) 1.8 (GD8P)	F8 (12V)	11.87 - 05.92	1789	B	65 kW	658	30
626 III Hatchback (GD) 1.8	F8 (12V)	11.87 - 05.92	1789	B	69 kW	658	30
626 III Hatchback (GD) 2.0 (GDEP)	FE (8V)	09.87 - 10.90	1998	B	66 kW	658	30
626 III Hatchback (GD) 2.0 (GDEP)	FE4J	10.87 - 07.89	1998	B	74 kW	658	31
626 III Hatchback (GD) 2.0 (GDEP)	FE4K	10.87 - 07.89	1998	B	74 kW	658	31
626 III Hatchback (GD) 2.0 12V (GDEP)	FE (12V)	11.87 - 05.92	1998	B	79 kW	658	30
626 III Hatchback (GD) 2.0 16V (GDEP)	FE (16V)	11.87 - 10.90	1998	B	103 kW	658	31
626 III Hatchback (GD) 2.0 16V (GDEP)	FE (16V)	06.87 - 08.89	1998	B	109 kW	658	31
626 III Hatchback (GD) 2.0 4x4	FEFL	08.89 - 07.91	1998	B	110 kW	658	31
626 III Hatchback (GD) 2.0 D (GDFFP)	RF-N	07.87 - 07.91	1998	D	44 kW	658	32
626 III Hatchback (GD) 2.2 12V (GD102)	F2	06.88 - 04.92	2184	B	85 kW	658	31
626 III Hatchback (GD) 2.2 12V 4WD	F2	11.87 - 07.90	2184	B	85 kW	658	31
626 III Station Wagon (GV) 1.8 (GV8W)	F8 (12V)	01.88 - 03.92	1789	B	65 kW	658	30
626 III Station Wagon (GV) 2.0 (GVEW)	FE (8V)	10.88 - 09.97	1998	B	66 kW	658	30
626 III Station Wagon (GV) 2.0 12V (GVEW)	FE (12V)	09.87 - 01.90	1998	B	81 kW	658	30
626 III Station Wagon (GV) 2.0 12V	FE (12V)	09.87 - 12.92	1998	B	79 kW	658	30
626 III Station Wagon (GV) 2.0 16V (GVEW)	FE (16V)	01.88 - 03.92	1998	B	103 kW	658	31
626 III Station Wagon (GV) 2.0 D (GVFW)	RF-N	09.88 - 07.91	1998	D	44 kW	658	32
626 III Station Wagon (GV) 2.0 D (GVFW)	RF55	11.94 - 09.97	1998	D	60 kW	658	32
626 III Station Wagon (GV) 2.0 D Comrex (GVFW)	RF-CX	02.91 - 08.98	1998	D	55 kW	658	32
626 III Station Wagon (GV) 2.0 i 16V (GVEW)	FECM	10.88 - 09.97	1998	B	110 kW	658	31
626 III Station Wagon (GV) 2.2 12V (GV102)	F2	06.88 - 10.98	2184	B	85 kW	658	31
626 III Station Wagon (GV) 2.2 12V 4WD (GV102)	F2L1	05.91 - 11.92	2184	B	85 kW	658	31
626 III Station Wagon (GV) 2.2 12V 4WD (GV102)	F2	05.91 - 11.92	2184	B	85 kW	658	31
626 IV (GE) 2.0 D GLX Comrex (GEFP)	RF55	10.92 - 04.97	1998	D	55 kW	658	32
626 IV (GE) 2.0 D	RF55	05.94 - 06.97	1998	D	56 kW	658	32
626 IV (GE) 2.2	F2	08.91 - 08.98	2184	B	85 kW	658	31
626 IV Hatchback (GE) 2.0 D GLX Comrex (GEFP)	RF55	08.91 - 08.98	1998	D	55 kW	658	32
626 V (GF) 1.6 (GF6P)	B6EW	07.97 - 07.99	1597	B	79 kW	655	14
626 V (GF) 2.0 DI TD (GFFP)	RF3F	04.98 - 10.02	1998	D	66 kW	658	32
626 V (GF) 2.0 TD (GFFP)	RF4F	10.00 - 10.02	1998	D	81 kW	658	32
626 V (GF) 2.0 Turbo DI (GFFP)	RF4F	04.98 - 10.02	1998	D	74 kW	658	32
626 V Hatchback (GF) 2.0 DITD (GFFP)	RF3F	04.98 - 10.02	1998	D	66 kW	658	32
626 V Hatchback (GF) 2.0 TD (GFFP)	RF4F	10.00 - 10.02	1998	D	81 kW	658	32
626 V Hatchback (GF) 2.0 Turbo DI (GFFP)	RF4F	04.98 - 10.02	1998	D	74 kW	658	32
626 V Station Wagon (GW) 2.0 DITD (GWFW)	RF3F	09.99 - 10.02	1998	D	66 kW	658	32
626 V Station Wagon (GW) 2.0 TD (GWFW)	RF4F	10.00 - 10.02	1998	D	81 kW	658	32
626 V Station Wagon (GW) 2.0 Turbo DI (GWFW)	RF4F	04.98 - 10.02	1998	D	74 kW	658	32
808 Coupe 1.3 (STC)	TC	03.72 - 06.77	1272	B	44 kW	653	6
808 Kombi 1.3 (STCV)	TC	09.72 - 06.77	1272	B	44 kW	653	6
818 Kombi 1.3 (STCV)	TC	01.74 - 10.78	1272	B	44 kW	653	6
818 Kombi 1.6 (SN3AV)	NA	01.77 - 10.78	1586	B	55 kW	655	16
818 Stufenheck 1.3 (STC)	TC	09.72 - 06.77	1272	B	44 kW	653	6
818 Stufenheck 1.6 (SN3A)	NA	01.77 - 10.78	1586	B	55 kW	655	16
929 I (LA) 2.0 (LA4M)	MA	05.79 - 07.86	1970	B	66 kW	656	21
929 I Kombi (LA) 2.0	MA	10.78 - 12.88	1970	B	66 kW	656	21
929 II (HB) 2.0 (HBES)	FE (8V)	03.84 - 07.87	1998	B	74 kW	658	30
929 II (HB) 2.0 (HBSH)	MA	05.82 - 03.84	1970	B	66 kW	656	21
929 II (HB) 2.0 i GLX (HBES)	FE (8V)	10.84 - 07.87	1998	B	88 kW	658	30
929 II Coupe (HB) 2.0 (HBES)	FE (8V)	03.84 - 07.87	1998	B	74 kW	658	30
929 II Coupe (HB) 2.0 (HBSH)	MA	05.82 - 03.84	1970	B	66 kW	656	21
929 II Coupe (HB) 2.0 i Turbo (HBES)	FET	10.84 - 07.87	1998	B	88 kW	658	31
929 II Coupe (HB) 2.0 i Turbo	FET	10.84 - 07.87	1998	B	89 kW	658	31
929 II Kombi (HV) 2.0 (LA4V)	MA	01.83 - 12.87	1970	B	66 kW	656	21
929 III (HC) 2.0 (HCEP)	FE (8V)	06.87 - 05.89	1998	B	85 kW	658	30
929 III (HC) 2.2 12V	F2-C	04.89 - 06.91	2184	B	94 kW	658	31
929 III (HC) 2.2 12V	F21	01.88 - 04.89	2184	B	85 kW	658	31
929 III (HC) 2.2 12V	F2E	01.88 - 04.89	2184	B	85 kW	658	31
929 III (HC) 2.2 12V	F2	01.88 - 04.89	2184	B	85 kW	658	31
929 III (HC) 2.2 i	F2-EGI	05.87 - 12.88	2184	B	100 kW	658	31
B Pick-up 1.6 (BNA61)	NA	07.71 - 12.77	1586	B	70 kW	655	16
B-SERIE (PE) 1.6	NA	02.77 - 09.78	1586	B	55 kW	655	16



B-SERIE (PE) 1.8 (PE2N)	VC	02.77 - 01.82	1769	B	60 kW	656	22
B-SERIE (UD) 1.6 (UDX0)	H629	10.81 - 12.84	1587	B	58 kW	655	15
B-SERIE (UF) 1.6	F6	01.85 - 03.96	1587	B	60 kW	657	23
B-SERIE (UF) 2.0	FE (8V)	01.85 - 12.91	1998	B	62 kW	658	30
B-SERIE (UF) 2.0	FE (8V)	01.85 - 03.96	1998	B	65 kW	658	30
B-SERIE (UF) 2.2 (UFY0)	F21B	07.93 - 05.94	2184	B	64 kW	658	31
B-SERIE (UF) 2.2 D (UFY0)	R290	01.85 - 03.96	2184	D	47 kW	658	32
B-SERIE (UF) 2.2 D (UFY0)	R2	03.85 - 10.89	2184	D	52 kW	658	32
B-SERIE (UF) 2.2 D	R290	01.85 - 04.95	2184	D	46 kW	658	32
B-SERIE (UF) 2.2	F2L8	01.87 - 12.96	2184	B	68 kW	658	31
B-SERIE (UF) 2.5 D 4WD (UFY0)	WL-T	10.93 - 04.99	2499	D	64 kW	660	41
B-SERIE (UF) 2.5 TD (UFY0)	WL-T	04.94 - 02.99	2499	D	64 kW	660	41
B-SERIE (UF) 2.6 (UFY0)	G54B	09.86 - 12.88	2555	B	73 kW	660	40
B-SERIE (UF) 2.6 4WD (UFY0)	4G54	01.85 - 01.91	2555	B	73 kW	660	40
B-SERIE (UF) 2.6 4WD (UFY0)	4G54	01.85 - 01.91	2555	B	73 kW	660	40
B-SERIE (UF) 2.6 4WD (UFY0)	G54B	03.87 - 10.91	2555	B	92 kW	660	40
B-SERIE (UN) 2.5 TD	WL-T	02.99 - 10.06	2499	D	86 kW	660	41
B-SERIE Pritsche/Fahrgestell (UF) 2.0	FE (8V)	05.85 - 07.88	1998	B	62 kW	658	30
B-SERIE Pritsche/Fahrgestell (UF) 2.2 D	R290	01.88 - 03.96	2184	D	47 kW	658	32
B-SERIE Pritsche/Fahrgestell (UF) 2.2 i	F21B	03.88 - 11.91	2184	B	64 kW	658	31
B-SERIE Pritsche/Fahrgestell (UF) 2.2 i	F2L5	03.88 - 11.91	2184	B	68 kW	658	31
B-SERIE Pritsche/Fahrgestell (UF) 2.2	F2L8	08.91 - 03.96	2184	B	71 kW	658	31
B-SERIE Pritsche/Fahrgestell (UF) 2.5 TD	WL-T	05.96 - 02.99	2499	D	64 kW	660	41
B-SERIE Pritsche/Fahrgestell (UF) 2.6 i 4x4	4G54	01.87 - 10.91	2555	B	73 kW	660	40
B-SERIE Pritsche/Fahrgestell (UF) 2.6 i 4x4	4G54	01.87 - 10.91	2555	B	73 kW	660	40
B-SERIE Pritsche/Fahrgestell (UN) 2.5 TD	WL-T	02.99 - 03.05	2499	D	86 kW	660	41
BIANTE (CC_) 2.0 (CCEFW)	LF-VD	07.08	1999	B	110 kW	659	37
BIANTE (CC_) 2.0 4WD (CCEAW)	LF-VD	07.08	1999	B	106 kW	659	37
BIANTE (CC_) 2.3 (CC3FW)	L3-VE	06.08	2261	B	121 kW	659	37
BONGO TRUCK Pritsche/Fahrgestell (SKF_) 1.8 (SKP2T)	L813	08.10	1798	B	75 kW	657	26
BONGO TRUCK Pritsche/Fahrgestell (SKF_) 1.8 4WD (SKP2L)	L813	08.10	1798	B	75 kW	657	26
BONGO TRUCK Pritsche/Fahrgestell (SKF_) 2.0	RF3F	12.03 - 08.10	1998	D	63 kW	658	32
BONGO TRUCK Pritsche/Fahrgestell (SKF_) 2.0	RF4F	12.03 - 08.10	1998	D	63 kW	658	32
BONGO VAN Bus (SK_) 1.8 (SKP2V)	L813	08.10	1798	B	75 kW	657	26
BONGO VAN Bus (SK_) 1.8 4WD (SKP2M)	L813	08.10	1798	B	75 kW	657	26
BONGO VAN Bus (SK_) 2.0	RF3F	12.03 - 08.10	1998	D	63 kW	658	32
BONGO VAN Bus (SK_) 2.0	RF4F	12.03 - 08.10	1998	D	63 kW	658	32
BONGO VAN Kasten (SK_) 1.8 (SKP2V)	L813	08.10	1798	B	75 kW	657	26
BONGO VAN Kasten (SK_) 1.8 4WD (SKP2M)	L813	08.10	1798	B	75 kW	657	26
BONGO VAN Kasten (SK_) 2.0 4WD	RF3F	12.03 - 08.10	1998	D	63 kW	658	32
BONGO VAN Kasten (SK_) 2.0 4WD	RF4F	12.03 - 08.10	1998	D	63 kW	658	32
BONGO VAN Kasten (SK_) 2.0	RF3F	12.03 - 08.10	1998	D	63 kW	658	32
BONGO VAN Kasten (SK_) 2.0	RF4F	12.03 - 08.10	1998	D	63 kW	658	32
BT-50 Pick-up (CD, UN) 3.0 CDVi (UNY0E3)	WEAT	12.06 - 12.15	2953	D	115 kW	660	42
BT-50 Pick-up (CD, UN) 3.0 CDVi 4x4 (UNY0E3)	WEAT	10.06 - 12.15	2953	D	115 kW	660	42
BT-50 Pritsche/Fahrgestell (CD, UN) 3.0 CDVi (UNY0E3)	WEAT	12.06	2953	D	115 kW	660	42
BT-50 Pritsche/Fahrgestell (CD, UN) 3.0 CDVi 4x4 (UNY0E3)	WEAT	12.06	2953	D	115 kW	660	42
CAPELLA Coupe 1.6 (SNA)	NA	05.70 - 12.78	1586	B	77 kW	655	16
CAPELLA Stufenheck 1.6 (SNA)	NA	05.70 - 12.78	1586	B	77 kW	655	16
CX-5 (KE, GH) 2.2 D (KE2FW)	SH-VPTS	04.12 - 02.17	2188	D	129 kW	658	33
CX-5 (KE, GH) 2.2 D (KE2FW)	SHY1	04.12 - 02.17	2191	D	110 kW	658	33
CX-5 (KE, GH) 2.2 D (KE2FW)	SHY4	04.12 - 02.17	2191	D	110 kW	658	33
CX-5 (KE, GH) 2.2 D 4WD (KE2AW)	SH-VPTS	04.12 - 02.17	2188	D	129 kW	658	33
CX-5 (KE, GH) 2.2 D AWD (KE102)	SHY1	04.12 - 02.17	2191	D	129 kW	658	33
CX-5 (KE, GH) 2.2 D AWD (KE102)	SHY4	04.12 - 02.17	2191	D	129 kW	658	33
CX-5 (KE, GH) 2.2 D AWD (KE2AW)	SHY1	04.12 - 02.17	2191	D	110 kW	658	33
CX-5 (KE, GH) 2.2 D	SHY1	04.12 - 02.17	2191	D	129 kW	658	33
CX-5 (KF) 2.2 (KF2P)	SH-VPTS	12.20	2188	D	147 kW	658	33
CX-5 (KF) 2.2 (KF2P)	SH-VPTS	12.20	2188	D	147 kW	658	33
CX-5 (KF) 2.2 D (KF2P)	SH-VPTS	11.16	2188	D	129 kW	658	33
CX-5 (KF) 2.2 D (KF2P)	SH-VPTS	11.18	2188	D	140 kW	658	33
CX-5 (KF) 2.2 D AWD (KF2P)	SH-VPTS	11.16	2188	D	129 kW	658	33



E Kasten (SR2) E2200 D	R203	05.85 - 02.88	2184	D	46 kW	658	32
E Kasten (SR2) E2200 D	R203	11.88 - 12.03	2184	D	47 kW	658	32
E Kasten (SR2) E2200 D	R207	05.85 - 02.88	2184	D	46 kW	658	32
E Kasten (SR2) E2200 D	R207	11.88 - 12.03	2184	D	47 kW	658	32
E Kasten (SR2) E2200 D	R2	02.97 - 08.02	2184	D	52 kW	658	32
E Kasten E1400	UC	05.78 - 06.84	1415	B	50 kW	654	10
E Kasten E1600 (BA2N)	NA	04.78 - 06.84	1586	B	51 kW	655	16
E Pritsche/Fahrgestell (SD1) E2000	FEBN	10.89 - 05.95	1998	B	60 kW	658	30
E Pritsche/Fahrgestell (SD1) E2000	FECK	01.83 - 07.91	1998	B	65 kW	658	31
E Pritsche/Fahrgestell (SD1) E2000	FEY9	01.91 - 08.98	1998	B	71 kW	658	31
E Pritsche/Fahrgestell (SD1) E2200 D	R281	11.88 - 03.97	2184	D	47 kW	658	32
E Pritsche/Fahrgestell (SD1) E2200 D	R2	04.97 - 07.99	2184	D	52 kW	658	32
E Pritsche/Fahrgestell (SD1) E2500 TD	WL-T	08.97 - 07.99	2499	D	61 kW	660	41
E Pritsche/Fahrgestell (SD1, SL) E2000	FE (12V)	09.99 - 02.06	1998	B	71 kW	658	30
E Pritsche/Fahrgestell (SD1, SL) E2200 D	R21N	09.99 - 07.04	2184	D	52 kW	658	32
J80 Bus 1.4	UC17	10.82 - 06.89	1415	B	52 kW	654	11
MPV I (LV) 2.5 TD (LVLW)	WL-T	05.96 - 09.99	2499	D	85 kW	660	41
MPV II (LW) 2.0 DI	RF5C	07.02 - 02.06	1998	D	100 kW	658	32
MPV II (LW) 2.3 (LW3W)	L3	07.02 - 02.06	2261	B	104 kW	659	34
MPV III (LY) 2.3 (LY3P)	L3-VE	02.06	2261	B	120 kW	659	37
MPV III (LY) 2.3 4WD (LY3P)	L3-VDT	02.06	2261	B	180 kW	659	35
MPV III (LY) 2.3 4WD (LY3P)	L3-VE	02.06	2261	B	120 kW	659	37
MPV III (LY) 2.3	L3-VE	02.06	2261	B	122 kW	659	37
MX-3 (EC) 1.6 i	B6DA	11.93 - 09.98	1597	B	79 kW	655	14
MX-3 (EC) 1.6	B67K	05.91 - 10.93	1597	B	66 kW	655	14
MX-5 I (NA) 1.6 (NA6C)	B64F	09.89 - 12.97	1597	B	85 kW	655	14
MX-5 I (NA) 1.6 (NA6C)	B6ZE	09.89 - 12.97	1597	B	85 kW	655	14
MX-5 I (NA) 1.6	B6ZE	09.89 - 12.93	1597	B	78 kW	655	14
MX-5 I (NA) 1.6	B6ZE	01.90 - 12.93	1597	B	86 kW	655	14
MX-5 I (NA) 1.8 (NA8C)	BP (DOHC)	07.91 - 04.98	1840	B	96 kW	657	25
MX-5 I (NA) 1.8 (NA8C)	BP-ZE	07.91 - 04.98	1840	B	96 kW	657	25
MX-5 I (NA) 1.8 (NA8C)	BPF1	07.91 - 04.98	1840	B	96 kW	657	25
MX-5 I (NA) 1.8 (NA8C)	BPF1	09.93 - 04.98	1840	B	96 kW	657	25
MX-5 I (NA) 1.8	BP-ZE	09.97 - 04.98	1840	B	99 kW	657	25
MX-5 II (NB) 1.6 16V (NB6C)	B6DA	05.98 - 10.05	1597	B	81 kW	655	14
MX-5 II (NB) 1.8 (NB8C)	BP6J	01.98 - 07.02	1839	B	103 kW	657	25
MX-5 II (NB) 1.8 (NB8C)	BP6J	08.02 - 10.05	1839	B	107 kW	657	25
MX-5 II (NB) 1.8 (NB8C)	BPD	01.98 - 07.02	1840	B	103 kW	657	25
MX-5 II (NB) 1.8 16V (NB8C)	BP-ZE	01.98 - 10.05	1840	B	103 kW	657	25
MX-5 II (NB) 1.8 16V (NB8C)	BP-ZE	11.00 - 10.05	1840	B	107 kW	657	25
MX-5 II (NB) 1.8 16V (NB8C)	BP6J	01.98 - 10.05	1839	B	103 kW	657	25
MX-5 II (NB) 1.8 16V (NB8C)	BP6J	11.00 - 10.05	1839	B	107 kW	657	25
MX-5 II (NB) 1.8 16V (NB8C)	BP6J	11.00 - 10.05	1839	B	102 kW	657	25
MX-5 II (NB) 1.8 16V (NB8C)	BPD	11.00 - 10.05	1840	B	107 kW	657	25
MX-5 II (NB) 1.8 16V (NB8C)	BPD	11.00 - 10.05	1840	B	102 kW	657	25
MX-5 II (NB) 1.8 i (NB8C)	BP4W	04.02 - 10.05	1840	B	113 kW	657	25
MX-5 II (NB) 1.8 i Turbo	BP Turbo	01.02 - 10.02	1840	B	157 kW	657	25
MX-5 II (NB) 1.8 i Turbo	BP Turbo	04.02 - 10.05	1840	B	136 kW	657	25
MX-5 II (NB) 1.8	BPD	01.98 - 12.00	1840	B	104 kW	657	25
MX-5 III (NC) 1.8 (NC18)	L828	03.05 - 12.14	1798	B	93 kW	657	26
MX-5 III (NC) 1.8 (NC18)	L831	03.05 - 12.14	1798	B	93 kW	657	27
MX-5 III (NC) 2.0 (NC18)	LF-DE	03.05 - 12.14	1999	B	118 kW	659	38
MX-5 III (NC) 2.0 (NC18)	LF-VE	03.05 - 12.14	1999	B	118 kW	659	38
MX-5 III (NC) 2.0 (NC18)	LF62	03.05 - 12.14	1999	B	118 kW	659	36
PREMACY (CP) 2.0 TD	RF3F	10.99 - 07.00	1998	D	66 kW	658	32
PREMACY (CP) 2.0 TD	RF4F	07.00 - 03.05	1998	D	74 kW	658	32
PREMACY (CP) 2.3 SVT (CP3W)	L333	02.05 - 03.05	2261	B	122 kW	659	34
PREMACY Van (CP_) DiTD (CP19)	RF4F	08.00 - 06.05	1998	D	74 kW	658	32
RUSTLER 1.4	B383	06.93 - 12.03	1324	B	50 kW	653	4
RUSTLER 1.6	B65M	09.93 - 10.04	1597	B	63 kW	655	14
SPECTRON 1.4	UC17	10.82 - 07.88	1415	B	52 kW	654	11
SPECTRON 2.0 D	RF46	08.86 - 10.95	1998	D	47 kW	658	32

	 ENGINE	 00000	ccm		kW		 1 POS
SPECTRON 2.0	FEKN	08.86 - 10.95	1998	B	71 kW	658	31
SPECTRON 2.2 TD	R2	08.86 - 10.95	2184	D	52 kW	658	32
TITAN DASH 1,0 t - 1,5 t 2.0 (TCSYE6T)	FE (12V)	07.02 - 08.10	1998	B	74 kW	658	30
TITAN Pritsche/Fahrgestell T2600	4G54	04.85 - 12.88	2555	B	74 kW	660	40
TRIBUTE (EP) 2.0 (EPEW)	YF	03.00 - 05.08	1988	B	91 kW	658	28
TRIBUTE (EP) 2.0 4WD (EPEW)	YF	03.00 - 05.08	1988	B	91 kW	658	28
TRIBUTE (EP) 2.0	YF	09.00 - 12.04	1988	B	97 kW	658	28
TRIBUTE (EP) 2.3 4WD	L3-VE	01.05 - 12.06	2261	B	114 kW	659	37
TRIBUTE (EP) 2.3 AWD (EP3W)	L3-VE	04.04 - 05.08	2261	B	110 kW	659	37
TRIBUTE (EP) 2.3 Allrad (EP3W)	L3-VE	07.06 - 05.08	2261	B	109 kW	659	37
TRIBUTE (EP) 2.3 Allrad (EP3W)	L3	07.06 - 05.08	2261	B	109 kW	659	34
TRIBUTE (EP) 2.3 GX (EP3W)	L3-VE	12.03 - 10.04	2261	B	110 kW	659	37
TRIBUTE (EP) 2.3	L3-VE	01.05 - 12.06	2261	B	114 kW	659	37
TRIBUTE 2.3 4WD	L3-VE	09.07 - 12.08	2261	B	114 kW	659	37
TRIBUTE 2.3	L3-VE	09.07 - 12.08	2261	B	114 kW	659	37
XEDOS 6 (CA) 1.6 16V	B6EW	04.94 - 10.99	1597	B	79 kW	655	14



ENGINE	ccm	kW		ENGINE	ccm	kW	
4EE1-T	79,000	4	1686	60 - 65 kW	D	656	20
4G54	91,100	4	2555	73 - 75 kW	B	660	40
B116	68,000	4	1139	38 - 42 kW	B	653	1
B1	68,000	4	1139	38 - 42 kW	B	653	1
B3 (16V)	71,000	4	1324	39 - 54 kW	B	653	3
B3 ME	71,000	4	1324	46 - 61 kW	B	653	4
B315	71,000	4	1324	49 kW	B	653	4
B335	71,000	4	1324	49 - 52 kW	B	653	4
B383	71,000	4	1324	49 - 50 kW	B	653	4
B3A5	71,000	4	1324	48 kW	B	653	4
B3	71,000	4	1324	40 - 44 kW	B	653	4
B5 E	78,000	4	1498	55 kW	B	655	13
B50	78,000	4	1498	54 - 55 kW	B	655	13
B518	78,000	4	1498	56 kW	B	655	13
B53	78,000	4	1498	54 - 55 kW	B	655	13
B572	78,000	4	1498	56 kW	B	655	13
B573	78,000	4	1498	56 kW	B	655	13
B5C4	78,000	4	1498	62 kW	B	655	13
B5C5	78,000	4	1498	56 kW	B	655	13
B5	78,000	4	1498	54 - 67 kW	B	655	13
B6 (SOHC)	78,000	4	1597	63 - 77 kW	B	655	14
B64F	78,000	4	1597	85 kW	B	655	14
B65L	78,000	4	1597	63 - 66 kW	B	655	14
B65M	78,000	4	1597	63 - 66 kW	B	655	14
B67J	78,000	4	1597	66 kW	B	655	14
B67K	78,000	4	1597	66 kW	B	655	14
B67L	78,000	4	1597	66 kW	B	655	14
B681	78,000	4	1597	54 - 54 kW	B	655	14
B68	78,000	4	1597	54 kW	B	655	14
B6B1	78,000	4	1597	61 kW	B	655	14
B6DA	78,000	4	1597	79 - 81 kW	B	655	14
B6EW	78,000	4	1597	79 kW	B	655	14
B6E	78,000	4	1597	62 - 63 kW	B	655	14
B6F2	78,000	4	1597	110 kW	B	655	14
B6T	78,000	4	1597	98 - 103 kW	B	655	14
B6ZE	78,000	4	1597	77 - 88 kW	B	655	14
B6	78,000	4	1597	64 - 66 kW	B	655	12
BP (DOHC)	83,000	4	1840	92 - 96 kW	B	657	25
BP Turbo	83,000	4	1840	120 - 157 kW	B	657	25
BP-ZE	83,000	4	1840	84 - 107 kW	B	657	25
BP21	83,000	4	1840	75 - 96 kW	B	657	25
BP22	83,000	4	1840	103 kW	B	657	25
BP31	83,000	4	1840	103 kW	B	657	25
BP4W	83,000	4	1840	113 kW	B	657	25
BP52	83,000	4	1840	76 kW	B	657	25
BP55	83,000	4	1840	122 kW	B	657	25
BP6J	83,000	4	1839	102 - 107 kW	B	657	25
BPC	83,000	4	1840	76 - 78 kW	B	657	25
BPD	83,000	4	1840	102 - 107 kW	B	657	25
BPF1	83,000	4	1840	92 - 98 kW	B	657	25
BP	83,000	4	1840	76 - 78 kW	B	657	25
D5	77,000	4	1490	50 - 59 kW	B	654	10
E1	70,000	4	1071	40 - 41 kW	B	653	2
E3	77,000	4	1296	44 - 55 kW	B	654	10
E5E2	77,000	4	1490	85 kW	B	654	11
E5E3	77,000	4	1490	70 kW	B	654	11
E5	77,000	4	1490	47 - 65 kW	B	654	10
F2-C	86,000	4	2184	94 kW	B	658	31
F2-EGI	86,000	4	2184	100 kW	B	658	31
F21	86,000	4	2184	85 kW	B	658	31
F2E	86,000	4	2184	85 kW	B	658	31
F2IB	86,000	4	2184	64 kW	B	658	31
F2L1	86,000	4	2184	85 kW	B	658	31
F2L5	86,000	4	2184	68 kW	B	658	31
F2L8	86,000	4	2184	68 - 71 kW	B	658	31
F2	86,000	4	2184	85 kW	B	658	31
F603	81,000	4	1587	55 - 60 kW	B	657	24
F658	81,000	4	1587	55 - 60 kW	B	657	24
F659	81,000	4	1587	60 - 82 kW	B	657	24
F6J8	73,700	4	1399	50 kW	D	654	7
F6JA	73,700	4	1399	50 kW	D	654	8
F6JB	73,700	4	1399	50 kW	D	654	8
F6	81,000	4	1587	59 - 66 kW	B	657	23
F8 (12V)	86,000	4	1789	58 - 69 kW	B	658	30
F8 (8V)	86,000	4	1789	62 - 67 kW	B	658	29
FE (12V)	86,000	4	1998	66 - 81 kW	B	658	30
FE (16V)	86,000	4	1998	103 - 109 kW	B	658	31
FE (8V)	86,000	4	1998	60 - 88 kW	B	658	30
FE18	86,000	4	1998	60 - 63 kW	B	658	31
FE4J	86,000	4	1998	74 kW	B	658	31
FE4K	86,000	4	1998	74 kW	B	658	31
FE58	86,000	4	1998	63 kW	B	658	31
FE60	86,000	4	1998	60 kW	B	658	30
FE61	86,000	4	1998	60 kW	B	658	30
FEAA	86,000	4	1998	66 kW	B	658	31
FEBN	86,000	4	1998	60 - 63 kW	B	658	30
FECK	86,000	4	1998	65 kW	B	658	31
FECM	86,000	4	1998	110 kW	B	658	31
FEFL	86,000	4	1998	110 kW	B	658	31
FEKN	86,000	4	1998	71 kW	B	658	31
FET	86,000	4	1998	88 - 101 kW	B	658	31
FEV4	86,000	4	1998	63 kW	B	658	31
FEY9	86,000	4	1998	71 kW	B	658	31
FUJA	71,900	4	1242	55 kW	B	653	5
FXJA	76,000	4	1388	59 - 62 kW	B	654	9
FYJA	79,000	4	1596	74 kW	B	656	19
G54B	91,100	4	2555	73 - 92 kW	B	660	40
H629	78,000	4	1587	58 kW	B	655	15
L3-VDT	87,500	4	2261	175 - 204 kW	B	659	35
L3-VE	87,500	4	2261	109 - 131 kW	B	659	37
L3-V	87,500	4	2261	114 - 119 kW	B	659	37
L333	87,500	4	2261	122 kW	B	659	34
L3C1	87,500	4	2261	116 - 122 kW	B	659	36
L3X	87,500	4	2261	114 - 119 kW	B	659	37
L3	87,500	4	2261	104 - 120 kW	B	659	34
L813	83,000	4	1798	75 - 88 kW	B	657	26
L823	83,000	4	1798	85 - 88 kW	B	657	26
L828	83,000	4	1798	88 - 93 kW	B	657	26
L831	83,000	4	1798	88 - 93 kW	B	657	27
L850	83,000	4	1798	85 kW	B	657	26
LF-DE	87,500	4	1999	104 - 118 kW	B	659	38
LF-VDS	87,500	4	1998	110 kW	B	659	37
LF-VD	87,500	4	1999	106 - 112 kW	B	659	37
LF-VE	87,500	4	1999	102 - 125 kW	B	659	38
LF-ZB	87,500	4	1999	106 - 110 kW	B	659	38
LF17	87,500	4	1999	104 - 110 kW	B	659	39
LF18	87,500	4	1999	104 kW	B	659	39
LF5H	87,500	4	1999	108 - 111 kW	B	659	38
LF5W	87,500	4	1999	108 - 111 kW	B	659	37
LF62	87,500	4	1999	118 - 125 kW	B	659	36
LF77	87,500	4	1999	107 - 108 kW	B	659	38
MA	80,000	4	1970	66 kW	B	656	21
NA	78,000	4	1586	51 - 77 kW	B	655	16
R203	86,000	4	2184	46 - 47 kW	D	658	32

ENGINE	\varnothing		ccm	kW			1 POS	ENGINE	\varnothing		ccm	kW			1 POS
R207	86,000	4	2184	46 - 47 kW	D	658	32	RFG5	86,000	4	1998	55 - 60 kW	D	658	32
R21N	86,000	4	2184	52 kW	D	658	32	RFH5	86,000	4	1998	60 kW	D	658	32
R238	86,000	4	2184	44 - 47 kW	D	658	32	RFH7	86,000	4	1998	55 kW	D	658	32
R254	86,000	4	2184	44 - 47 kW	D	658	32	SH-VPTS	86,000	4	2188	129 - 147 kW	D	658	33
R281	86,000	4	2184	44 - 47 kW	D	658	32	SHY1	86,000	4	2191	110 - 129 kW	D	658	33
R290	86,000	4	2184	44 - 47 kW	D	658	32	SHY4	86,000	4	2191	110 - 129 kW	D	658	33
R2	86,000	4	2184	47 - 52 kW	D	658	32	SHY6	86,000	4	2191	110 - 129 kW	D	658	33
RF-CX	86,000	4	1998	55 kW	D	658	32	SHY8	86,000	4	2191	110 - 140 kW	D	658	33
RF-N	86,000	4	1998	44 kW	D	658	32	TC	73,000	4	1272	44 - 49 kW	B	653	6
RF1G	86,000	4	1998	52 kW	D	658	32	UC17	77,000	4	1415	52 kW	B	654	11
RF3F	86,000	4	1998	63 kW	D	658	32	UC	77,000	4	1415	50 - 56 kW	B	654	10
RF46	86,000	4	1998	46 - 53 kW	D	658	32	VB	78,000	4	1796	73 - 77 kW	B	655	17
RF4F	86,000	4	1998	63 - 81 kW	D	658	32	VC	80,000	4	1769	60 - 74 kW	B	656	22
RF55	86,000	4	1998	55 - 56 kW	D	658	32	WEAT	96,000	4	2953	115 kW	D	660	42
RF5C	86,000	4	1998	89 - 100 kW	D	658	32	WL-T	93,000	4	2499	61 - 92 kW	D	660	41
RF7J	86,000	4	1998	81 - 105 kW	D	658	32	YF	84,800	4	1988	91 - 97 kW	B	658	28
RF83	86,000	4	1998	55 - 60 kW	D	658	32	ZL06	78,000	4	1498	65 kW	B	656	18



68,000 mm										1
B116, B1,										
405308-00-4										5 pairs
-25-4	1-5	HL	AL	49,940	54,020	17,500	↑ LO1G	2,010		
				49,940	54,020		↓ LO1G			
435305-00-4										4 pairs
-25-4	1-4	PL	AL	39,940	43,020	17,130	↑ LO1	1,508		
-50-4				39,940	43,020		↓ LO1			
-75-4										
70,000 mm										2
E1										
405304-00-4										5 pairs
-25-4	1-5	HL	AL	49,938	54,000	19,126	↑ LO1G	2,014		
-50-4				49,954	54,013		↓ LO1G			
-75-4										
435305-00-4										4 pairs
-25-4	1-4	PL	AL	39,940	43,020	17,130	↑ LO1	1,508		
-50-4				39,940	43,020		↓ LO1			
-75-4										
71,000 mm										3
B3 (16V)										
435305-00-4										4 pairs
-25-4	1-4	PL	AL	39,940	43,020	17,130	↑ LO1	1,508		
-50-4				39,940	43,020		↓ LO1			
-75-4										
71,000 mm										4
B3 ME, B315, B335, B383, B3A5, B3,										
405308-00-4										5 pairs
-25-4	1-5	HL	AL	49,940	54,020	17,500	↑ LO1G	2,010		
				49,940	54,020		↓ LO1G			
435305-00-4										4 pairs
-25-4	1-4	PL	AL	39,940	43,020	17,130	↑ LO1	1,508		
-50-4				39,940	43,020		↓ LO1			
-75-4										
71,900 mm										5
FUJA										
402109-00-4										5 pairs
-25-4	1,2,4,5	HL	AL	47,980	54,020	16,100	↑ O2G	3,013	4 pairs	
-50-4				48,000	54,038		↓			
	3	FL	AL	47,980	54,020	23,750	↑ O2G	3,013	1 pair	
		↓ HL		48,000	54,038	↓ 16,100	↓			
432104-00-4										4 pairs
-25-4	1-4	PL	AL	39,980	43,025	15,000		1,510		
-50-4				40,000	43,045					
73,000 mm										6
TC										
405304-00-4										5 pairs
-25-4	1-5	HL	AL	49,938	54,000	19,126	↑ LO1G	2,014		
-50-4				49,954	54,013		↓ LO1G			
-75-4										
435305-00-4										4 pairs
-25-4	1-4	PL	AL	39,940	43,020	17,130	↑ LO1	1,508		
-50-4				39,940	43,020		↓ LO1			
-75-4										



Type

73,700 mm

7

F6J8

401103-00-4										5 pairs
-25-4	1-5	HL	AL	49,962	53,655	19,900	↑ LO1G		1,833	
-30-4				49,981	53,674		↓			
-50-4										
-80-4										
411102-00-1										1 pair
-10-1		AS	AL	55,200	71,350		↑ L G		2,480	
-15-1				55,480	71,700		↓ L G			
441105-00-4										4 pairs
	1-4	PB	CU2	24,995	28,000	19,980	↑ O1G		1,700	
				25,000	28,021		↓			

73,700 mm

8

F6JA, F6JB,

401103-00-4										5 pairs
-25-4	1-5	HL	AL	49,962	53,655	19,900	↑ LO1G		1,833	
-30-4				49,981	53,674		↓			
-50-4										
-80-4										
411102-00-1										1 pair
-10-1		AS	AL	55,200	71,350		↑ L G		2,480	
-15-1				55,480	71,700		↓ L G			
431103-00-4										4 pairs
-30-4	1-4	PL	CU3	44,975	48,665	17,050			1,820	
-50-4				44,991	48,671					
-80-4										
441105-00-4										4 pairs
	1-4	PB	CU2	24,995	28,000	19,980	↑ O1G		1,700	
				25,000	28,021		↓			

76,000 mm

9

FXJA

402109-00-4										5 pairs
-25-4	1,2,4,5	HL	AL	47,980	54,020	16,100	↑ O2G		3,013	4 pairs
-50-4				48,000	54,038		↓			
	3	FL	AL	47,980	54,020	23,750	↑ O2G		3,013	1 pair
		↓ HL		48,000	54,038	↓ 16,100	↓			
432104-00-4										4 pairs
-25-4	1-4	PL	AL	39,980	43,025	15,000			1,510	
-50-4				40,000	43,045					

77,000 mm

10

D5, E3, E5, UC,

405304-00-4										5 pairs
-25-4	1-5	HL	AL	49,938	54,000	19,126	↑ LO1G		2,014	
-50-4				49,954	54,013		↓ LO1G			
-75-4										
435305-00-4										4 pairs
-25-4	1-4	PL	AL	39,940	43,020	17,130	↑ LO1		1,508	
-50-4				39,940	43,020		↓ LO1			
-75-4										

77,000 mm

11

E5E2, E5E3, UC17,

435305-00-4										4 pairs
-25-4	1-4	PL	AL	39,940	43,020	17,130	↑ LO1		1,508	
-50-4				39,940	43,020		↓ LO1			
-75-4										



78,000 mm **12**

B6

405304-00-4 5 pairs									
-25-4	1-5	HL	AL	49,938	54,000	19,126	↑ LO1G	2,014	
-50-4				49,954	54,013		↓ LO1G		
-75-4									
405308-00-4 5 pairs									
-25-4	1-5	HL	AL	49,940	54,020	17,500	↑ LO1G	2,010	
				49,940	54,020		↓ LO1G		

78,000 mm **13**

B5 E, B50, B518, B53, B572, B573, B5C4, B5C5, B5,

405308-00-4 5 pairs									
-25-4	1-5	HL	AL	49,940	54,020	17,500	↑ LO1G	2,010	
				49,940	54,020		↓ LO1G		
435305-00-4 4 pairs									
-25-4	1-4	PL	AL	39,940	43,020	17,130	↑ LO1	1,508	
-50-4				39,940	43,020		↓ LO1		
-75-4									

78,000 mm **14**

B6 (SOHC), B64F, B65L, B65M, B67J, B67K, B67L, B681, B68, B6B1, B6DA, B6EW, B6E, B6F2, B6T, B6ZE,

405308-00-4 5 pairs									
-25-4	1-5	HL	AL	49,940	54,020	17,500	↑ LO1G	2,010	
				49,940	54,020		↓ LO1G		

78,000 mm **15**

H629

435304-00-4 4 pairs									
-25-4	1-4	PL	AL	50,934	53,997	21,132	↑ LO1	1,509	
-50-4				50,949	54,018		↓ LO1		
-75-4									
-100-4									
-125-4									

78,000 mm **16**

NA

403518-00-4 5 pairs									
-25-4	1,2,4	HL	AL	62,955	67,000	18,130	↑ LO1G	2,010	3 pairs
-50-4				62,955	67,020		↓ LO1G		
-75-4									
-100-4	3,5	HL	AL	62,955	67,000	24,130	↑ LO1G	2,010	2 pairs
-125-4				62,955	67,020		↓ LO1		
-150-4									
433518-00-4 4 pairs									
-25-4	1-4	PL	AL	52,955	56,002	20,930	↑ LO1	1,510	
-50-4				52,955	56,020		↓ LO1		
-75-4									
-100-4									
-125-4									
-150-4									

78,000 mm **17**

VB

403518-00-4 5 pairs									
-25-4	1,2,4	HL	AL	62,955	67,000	18,130	↑ LO1G	2,010	3 pairs
-50-4				62,955	67,020		↓ LO1G		
-75-4									
-100-4	3,5	HL	AL	62,955	67,000	24,130	↑ LO1G	2,010	2 pairs
-125-4				62,955	67,020		↓ LO1		
-150-4									



Type

78,000 mm

18

ZL06

435305-00-4										4 pairs
-25-4	1-4	PL	AL	39,940	43,020	17,130	↑ LO1		1,508	
-50-4				39,940	43,020		↓ LO1			
-75-4										

79,000 mm

19

FYJA

402109-00-4										5 pairs
-25-4	1,2,4,5	HL	AL	47,980	54,020	16,100	↑ O2G		3,013	4 pairs
-50-4				48,000	54,038		↓			
	3	FL	AL	47,980	54,020	23,750	↑ O2G		3,013	1 pair
		↓ HL		48,000	54,038	↓ 16,100	↓			
432114-00-4										4 pairs
-25-4	1-4	PL	AL	43,985	47,035	15,270			1,516	
-50-4				44,000	47,045					

79,000 mm

20

4EE1-T

403505-00-4										5 pairs
-25-4	1-5	HL	AL	51,918	55,976	15,400	↑ LO1G		2,000	
-50-4				51,938	56,000		↓ L			
433507-00-4										4 pairs
-25-4	1-4	PL	AL	45,936	48,976	16,700	↑ L		1,500	
-50-4				45,956	49,000		↓ L			

80,000 mm

21

MA

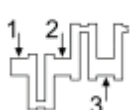
403518-00-4										5 pairs
-25-4	1,2,4	HL	AL	62,955	67,000	18,130	↑ LO1G		2,010	3 pairs
-50-4				62,955	67,020		↓ LO1G			
-75-4										
-100-4	3,5	HL	AL	62,955	67,000	24,130	↑ LO1G		2,010	2 pairs
-125-4				62,955	67,020		↓ LO1			
-150-4										

80,000 mm

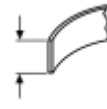
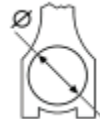
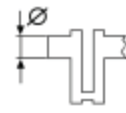
22

VC

403518-00-4										5 pairs
-25-4	1,2,4	HL	AL	62,955	67,000	18,130	↑ LO1G		2,010	3 pairs
-50-4				62,955	67,020		↓ LO1G			
-75-4										
-100-4	3,5	HL	AL	62,955	67,000	24,130	↑ LO1G		2,010	2 pairs
-125-4				62,955	67,020		↓ LO1			
-150-4										
433518-00-4										4 pairs
-25-4	1-4	PL	AL	52,955	56,002	20,930	↑ LO1		1,510	
-50-4				52,955	56,020		↓ LO1			
-75-4										
-100-4										
-125-4										
-150-4										



Type



81,000 mm

23

F6										
405307-00-4										5 pairs
-25-4	1,2,4,5	HL	AL	59,955	64,000	18,530	↑ LO1G	2,014	4 pairs	
-50-4				59,955	64,019		↓ LO1G			
-75-4										
-100-4	3	FL	AL	59,955	64,000	29,990	↑ LO1G	2,014	1 pair	
-125-4				59,955	64,019	↓ 18,530	↓ LO1G			
435304-00-4										4 pairs
-25-4	1-4	PL	AL	50,934	53,997	21,132	↑ LO1	1,509		
-50-4				50,949	54,018		↓ LO1			
-75-4										
-100-4										
-125-4										

81,000 mm

24

F603, F658, F659,										
435304-00-4										4 pairs
-25-4	1-4	PL	AL	50,934	53,997	21,132	↑ LO1	1,509		
-50-4				50,949	54,018		↓ LO1			
-75-4										
-100-4										
-125-4										

83,000 mm

25

BP (DOHC), BP Turbo, BP-ZE, BP21, BP22, BP31, BP4W, BP52, BP55, BP6J, BPC, BPD, BPF1, BP,										
405308-00-4										5 pairs
-25-4	1-5	HL	AL	49,940	54,020	17,500	↑ LO1G	2,010		
				49,940	54,020		↓ LO1G			

83,000 mm

26

L813, L823, L828, L850,										
402104-00-4										5 pairs
-25-4	1,2,4,5	HL	AL	57,980	62,287	19,210	↑ LO1G	2,131	4 pairs	
				58,000	62,300		↓ L			
	3	FL	AL	57,980	62,287	23,000	↑ O2G	2,131	1 pair	
		↓ HL		58,000	62,300	↓ 19,500	↓ L			
402112-00-4										5 pairs
-25-4	1,2,4,5	HL	AL	51,980	57,020	19,000	↑ O2G	2,500	4 pairs	
-50-4				52,000	57,040		↓			
	3	FL	AL	51,980	57,020	25,850	↑ O2G	2,500	1 pair	
		↓ HL		52,000	57,040	↓ 19,000	↓			
432117-00-4										4 pairs
-25-4	1-4	PL	AL	46,980	50,025	16,800		1,500		
-50-4				47,000	50,045					

83,000 mm

27

L831										
402104-00-4										5 pairs
-25-4	1,2,4,5	HL	AL	57,980	62,287	19,210	↑ LO1G	2,131	4 pairs	
				58,000	62,300		↓ L			
	3	FL	AL	57,980	62,287	23,000	↑ O2G	2,131	1 pair	
		↓ HL		58,000	62,300	↓ 19,500	↓ L			



84,800 mm **28**

YF

402104-00-4 5 pairs										
-25-4	1,2,4,5	HL	AL	57,980	62,287	19,210	↑ LO1G	2,131	4 pairs	
				58,000	62,300		↓ L			
	3	FL	AL	57,980	62,287	23,000	↑ O2G	2,131	1 pair	
		↓ HL		58,000	62,300	↓ 19,500	↓ L			
432102-00-4 4 pairs										
-25-4	1-4	PL	AL	46,890	49,890	20,100	↑ L	1,475		
-50-4				46,910	49,910		↓ L			
-75-4										
-100-4										

86,000 mm **29**

F8 (8V)

405307-00-4 5 pairs										
-25-4	1,2,4,5	HL	AL	59,955	64,000	18,530	↑ LO1G	2,014	4 pairs	
-50-4				59,955	64,019		↓ LO1G			
-75-4	3	FL	AL	59,955	64,000	29,990	↑ LO1G	2,014	1 pair	
-100-4				59,955	64,019	↓ 18,530	↓ LO1G			
-125-4										

86,000 mm **30**

F8 (12V), FE (12V), FE (8V), FE60, FE61, FEBN,

405307-00-4 5 pairs										
-25-4	1,2,4,5	HL	AL	59,955	64,000	18,530	↑ LO1G	2,014	4 pairs	
-50-4				59,955	64,019		↓ LO1G			
-75-4	3	FL	AL	59,955	64,000	29,990	↑ LO1G	2,014	1 pair	
-100-4				59,955	64,019	↓ 18,530	↓ LO1G			
-125-4										
435304-00-4 4 pairs										
-25-4	1-4	PL	AL	50,934	53,997	21,132	↑ LO1	1,509		
-50-4				50,949	54,018		↓ LO1			
-75-4										
-100-4										
-125-4										

86,000 mm **31**

F2-C, F2-EGI, F21, F2E, F2IB, F2L1, F2L5, F2L8, F2, FE (16V), FE18, FE4J, FE4K, FE58, FEAA, FECK, FEKM, FEFL, FEKN, FET, FEV4, FEY9,

435304-00-4 4 pairs										
-25-4	1-4	PL	AL	50,934	53,997	21,132	↑ LO1	1,509		
-50-4				50,949	54,018		↓ LO1			
-75-4										
-100-4										
-125-4										

86,000 mm **32**

R203, R207, R21N, R238, R254, R281, R290, R2, RF-CX, RF-N, RF1G, RF3F, RF46, RF4F, RF55, RF5C, RF7J, RF83, RFG5, RFH5, RFH7,

405303-00-4 5 pairs										
-25-4	1,2,4,5	HL	AL	59,938	63,997	19,126	↑ LO1G	2,007	4 pairs	
-50-4				59,964	64,018		↓ LO1G			
	3	HL	AL	59,938	63,997	21,132	↑ LO1G	2,007	1 pair	
				59,964	64,018		↓ LO1G			
435304-00-4 4 pairs										
-25-4	1-4	PL	AL	50,934	53,997	21,132	↑ LO1	1,509		
-50-4				50,949	54,018		↓ LO1			
-75-4										
-100-4										
-125-4										

86,000 mm **33**

SH-VPTS, SHY1, SHY4, SHY6, SHY8,

438505-00-4 4 pairs										
	1-4	PL	AL PY		55,000	16,800	↑ L	1,503		
			↓ AL		55,000		↓ L			



87,500 mm											34
L333, L3,											
402104-00-4											5 pairs
-25-4	1,2,4,5	HL	AL	57,980 58,000	62,287 62,300	19,210	↑ LO1G ↓ L	2,131	4 pairs		
	3	FL ↓ HL	AL	57,980 58,000	62,287 62,300	23,000 ↓ 19,500	↑ O2G ↓ L	2,131	1 pair		
87,500 mm											35
L3-VDT											
432121-00-4											4 pairs
	1-4	PL	AL	51,981 51,999	55,021 55,034	17,000	↑ L ↓ L	1,499			
87,500 mm											36
L3C1, LF62,											
402112-00-4											5 pairs
-25-4	1,2,4,5	HL	AL	51,980 52,000	57,020 57,040	19,000	↑ O2G ↓	2,500	4 pairs		
-50-4											
	3	FL ↓ HL	AL	51,980 52,000	57,020 57,040	25,850 ↓ 19,000	↑ O2G ↓	2,500	1 pair		
87,500 mm											37
L3-VE, L3-V, L3X, LF-VDS, LF-VD, LF5W,											
402104-00-4											5 pairs
-25-4	1,2,4,5	HL	AL	57,980 58,000	62,287 62,300	19,210	↑ LO1G ↓ L	2,131	4 pairs		
	3	FL ↓ HL	AL	57,980 58,000	62,287 62,300	23,000 ↓ 19,500	↑ O2G ↓ L	2,131	1 pair		
402112-00-4											5 pairs
-25-4	1,2,4,5	HL	AL	51,980 52,000	57,020 57,040	19,000	↑ O2G ↓	2,500	4 pairs		
-50-4											
	3	FL ↓ HL	AL	51,980 52,000	57,020 57,040	25,850 ↓ 19,000	↑ O2G ↓	2,500	1 pair		
87,500 mm											38
LF-DE, LF-VE, LF-ZB, LF5H, LFF7,											
402104-00-4											5 pairs
-25-4	1,2,4,5	HL	AL	57,980 58,000	62,287 62,300	19,210	↑ LO1G ↓ L	2,131	4 pairs		
	3	FL ↓ HL	AL	57,980 58,000	62,287 62,300	23,000 ↓ 19,500	↑ O2G ↓ L	2,131	1 pair		
402112-00-4											5 pairs
-25-4	1,2,4,5	HL	AL	51,980 52,000	57,020 57,040	19,000	↑ O2G ↓	2,500	4 pairs		
-50-4											
	3	FL ↓ HL	AL	51,980 52,000	57,020 57,040	25,850 ↓ 19,000	↑ O2G ↓	2,500	1 pair		
432117-00-4											4 pairs
-25-4	1-4	PL	AL	46,980 47,000	50,025 50,045	16,800		1,500			
-50-4											
87,500 mm											39
LF17, LF18,											
402112-00-4											5 pairs
-25-4	1,2,4,5	HL	AL	51,980 52,000	57,020 57,040	19,000	↑ O2G ↓	2,500	4 pairs		
-50-4											
	3	FL ↓ HL	AL	51,980 52,000	57,020 57,040	25,850 ↓ 19,000	↑ O2G ↓	2,500	1 pair		
432117-00-4											4 pairs
-25-4	1-4	PL	AL	46,980 47,000	50,025 50,045	16,800		1,500			
-50-4											



91,100 mm		40
------------------	--	-----------

<small>4G54, G54B,</small>									
438703-00-4									4 pairs
-25-4	1-4	PL	AL	52,980	56,020	25,130	↑ L	1,493	
-50-4				52,980	56,020		↓ L		
-75-4									

93,000 mm		41
------------------	--	-----------








<small>WL-T</small>									
408502-00-4									5 pairs
-25-4	1-5	HL	AL	66,945	71,000	22,600	↑ L O1G	2,006	
-50-4				66,955	71,019		↓ L		
-75-4									
-100-4									
438502-00-4									4 pairs
-25-4	1-4	PL	AL	54,945	58,000	23,600	↑ L	1,507	
-50-4				54,955	58,016		↓ L		
-75-4									
-100-4									

96,000 mm		42
------------------	--	-----------

<small>WEAT</small>									
438504-00-4									4 pairs
-25-4	1-4	PL	CU2	60,020	58,260	23,600	↑ L	1,505	
-50-4				60,020	58,260		↓ L		
-75-4									



MAZDA (CHANGAN)

							
			ccm			1 POS	
3 Schrägheck 2.0	LF	09.11 - 12.17	1999	B	110 kW	663	2
3 Stufenheck 2.0	LF-DE	02.06 - 12.11	1999	B	110 kW	663	3
3 Stufenheck 2.0	LF	09.11 - 12.17	1999	B	110 kW	663	2

MAZDA (CHANGAN)



ENGINE	\varnothing		ccm	kW			1 POS
FUJA	71,900	4	1242	55 kW	B	663	1
LF-DE	87,500	4	1999	104 - 110 kW	B	663	3

ENGINE	\varnothing		ccm	kW			1 POS
LF	87,500	4	1999	110 kW	B	663	2








MAZDA (CHANGAN)



71,900 mm										1
FUJA										
402109-00-4										5 pairs
-25-4	1,2,4,5	HL	AL	47,980	54,020	16,100	↑	O2G	3,013	4 pairs
-50-4				48,000	54,038		↓			
	3	FL	AL	47,980	54,020	23,750	↑	O2G	3,013	1 pair
		↓HL		48,000	54,038	↓16,100	↓			
432104-00-4										4 pairs
-25-4	1-4	PL	AL	39,980	43,025	15,000			1,510	
-50-4				40,000	43,045					
87,500 mm										2
LF										
402112-00-4										5 pairs
-25-4	1,2,4,5	HL	AL	51,980	57,020	19,000	↑	O2G	2,500	4 pairs
-50-4				52,000	57,040		↓			
	3	FL	AL	51,980	57,020	25,850	↑	O2G	2,500	1 pair
		↓HL		52,000	57,040	↓19,000	↓			
87,500 mm										3
LF-DE										
402112-00-4										5 pairs
-25-4	1,2,4,5	HL	AL	51,980	57,020	19,000	↑	O2G	2,500	4 pairs
-50-4				52,000	57,040		↓			
	3	FL	AL	51,980	57,020	25,850	↑	O2G	2,500	1 pair
		↓HL		52,000	57,040	↓19,000	↓			
432117-00-4										4 pairs
-25-4	1-4	PL	AL	46,980	50,025	16,800			1,500	
-50-4				47,000	50,045					








			ccm		kw		1 POS
/8 (W115) 200 (115.015)	M 115.923	01.68 - 01.77	1988	B	63 kW	742	17
/8 (W115) 200 (115.015)	M 115.926	01.68 - 01.77	1988	B	63 kW	742	17
/8 (W115) 200 D (115.115)	OM 615.913	01.68 - 01.77	1988	D	40 kW	745	28
/8 (W115) 200	M 115.923	01.68 - 01.77	1988	B	70 kW	742	17
/8 (W115) 200	M 115.926	01.68 - 01.77	1988	B	70 kW	742	17
/8 (W115) 220 (115.010)	M 115.920	01.68 - 07.73	2197	B	77 kW	742	17
/8 (W115) 220 (115.010)	M 115.924	01.68 - 07.73	2197	B	66 kW	742	17
/8 (W115) 220 D (115.110)	OM 615.912	01.68 - 01.77	2197	D	44 kW	745	28
/8 (W115) 230.4 (115.017)	M 115.951	08.73 - 12.76	2307	B	81 kW	753	59
/8 (W115) 240 D (115.117)	OM 616.916	08.73 - 01.77	2404	D	48 kW	752	56
/8 (W115) 240 D 3.0 (115.114)	OM 617.910	08.74 - 11.76	3005	D	59 kW	753	57
123 Coupe (C123) 230 C (123.043)	M 115.954	05.77 - 04.80	2307	B	80 kW	753	59
123 Coupe (C123) 230 CE (123.243)	M 102.980	04.80 - 12.85	2299	B	100 kW	753	61
123 Coupe (C123) 300 C Turbo-D (123.153)	OM 617.952	09.81 - 12.85	2998	D	92 kW	751	53
123 Coupe (C123) 300 D (123.153)	OM 617.912	03.77 - 12.81	3005	D	59 kW	753	57
124 Cabriolet (A124) 300 CE-24 (124.061)	M 104.980	04.92 - 06.93	2960	B	162 kW	747	34
124 Cabriolet (A124) 300 CE-24 (124.061)	M 104.980	04.92 - 06.93	2960	B	170 kW	747	34
124 Cabriolet (A124) 320 CE (124.066)	M 104.992	10.92 - 05.93	3199	B	162 kW	750	47
124 Coupe (C124) 200 CE (124.040)	M 111.940	07.92 - 07.93	1998	B	100 kW	750	48
124 Coupe (C124) 200 CE (124.041)	M 102.963	03.90 - 12.92	1996	B	87 kW	747	36
124 Coupe (C124) 200 CE (124.041)	M 102.963	03.90 - 12.92	1996	B	90 kW	747	36
124 Coupe (C124) 220 CE (124.042)	M 111.960	10.92 - 06.93	2199	B	110 kW	750	48
124 Coupe (C124) 230 CE (124.043)	M 102.982	03.87 - 12.92	2299	B	100 kW	753	60
124 Coupe (C124) 230 CE (124.043)	M 102.982	03.87 - 12.92	2299	B	97 kW	753	60
124 Coupe (C124) 230 CE Cat (124.043)	M 102.982	06.89 - 12.92	2299	B	97 kW	753	60
124 Coupe (C124) 300 CE (124.050)	M 103.983	03.87 - 05.93	2960	B	132 kW	747	34
124 Coupe (C124) 300 CE-24 (124.051)	M 104.980	09.89 - 02.93	2960	B	162 kW	747	34
124 Coupe (C124) 300 CE-24 (124.051)	M 104.980	09.89 - 06.93	2960	B	170 kW	747	34
124 Coupe (C124) 300 CE	M 103.983	03.87 - 01.90	2960	B	138 kW	747	34
124 Coupe (C124) 320 CE (124.052)	M 104.992	10.92 - 05.93	3199	B	162 kW	750	47
A-CLASS (W168) A 140 (168.031, 168.131)	M 166.940	07.97 - 08.04	1397	B	60 kW	740	5
A-CLASS (W168) A 140 (168.031, 168.131)	M 166.960	01.01 - 08.04	1598	B	60 kW	740	5
A-CLASS (W168) A 160 (168.033, 168.133)	M 166.960	07.97 - 08.05	1598	B	75 kW	740	5
A-CLASS (W168) A 190 (168.032, 168.132)	M 166.990	02.99 - 08.05	1898	B	92 kW	742	14
A-CLASS (W168) A 210 (168.035, 168.135)	M 166.995	12.01 - 08.04	2084	B	103 kW	742	14
A-CLASS (W168) A 38 AMG Twin Engine (168.032)	M 166.990	04.99 - 02.01	1898	B	184 kW	742	14
A-CLASS (W169) A 150 (169.031, 169.331)	M 266.920	09.04 - 06.12	1498	B	70 kW	741	10
A-CLASS (W169) A 160 (169.031, 169.331)	M 266.920	04.09 - 06.12	1498	B	70 kW	741	10
A-CLASS (W169) A 160 CDI (169.006, 169.306)	OM 640.942	09.04 - 06.12	1991	D	60 kW	741	12
A-CLASS (W169) A 170 (169.032, 169.332)	M 266.940	09.04 - 06.12	1699	B	85 kW	741	10
A-CLASS (W169) A 180 (169.032, 169.332)	M 266.940	04.09 - 06.12	1699	B	85 kW	741	10
A-CLASS (W169) A 180 CDI (169.007, 169.307)	OM 640.940	09.04 - 06.12	1991	D	80 kW	741	12
A-CLASS (W169) A 200 (169.033, 169.333)	M 266.960	04.04 - 06.12	2034	B	100 kW	741	10
A-CLASS (W169) A 200 CDI (169.008, 169.308)	OM 640.941	09.04 - 06.12	1991	D	103 kW	741	12
A-CLASS (W169) A 200 CDI (169.308, 169.008)	OM 640.941	09.04 - 06.12	1991	D	100 kW	741	12
A-CLASS (W169) A 200 TURBO (169.034, 169.334)	M 266.980	09.05 - 06.12	2034	B	142 kW	741	10
A-CLASS (W176) A 160 (176.041)	M 270.910	07.15 - 05.18	1595	B	75 kW	741	11
A-CLASS (W176) A 160 CDI / d (176.011)	OM 607.951 (K9K)	06.13 - 05.18	1461	D	66 kW	740	4
A-CLASS (W176) A 180 (176.042)	M 270.910	09.12 - 05.18	1595	B	90 kW	741	11
A-CLASS (W176) A 180 CDI (176.000)	OM 651.901	06.12 - 10.14	1796	D	80 kW	741	13
A-CLASS (W176) A 180 CDI (176.007)	OM 651.930	06.13 - 10.14	2143	D	80 kW	741	13
A-CLASS (W176) A 180 CDI / d (176.012)	OM 607.951 (K9K)	06.12 - 05.18	1461	D	80 kW	740	4
A-CLASS (W176) A 200 (176.043)	M 270.910	06.12 - 05.18	1595	B	115 kW	741	11
A-CLASS (W176) A 200 CDI (176.001)	OM 651.901	06.12 - 10.14	1796	D	100 kW	741	13
A-CLASS (W176) A 200 CDI / d (176.008)	OM 651.930	02.14 - 05.18	2143	D	100 kW	741	13
A-CLASS (W176) A 200 CDI / d 4-matic (176.002)	OM 651.930	02.14 - 05.18	2143	D	100 kW	741	13
A-CLASS (W176) A 200 Flex (176.043)	M 270.910	06.15 - 05.18	1595	B/E	115 kW	741	11
A-CLASS (W176) A 220 CDI (176.003)	OM 651.930	09.12 - 05.18	2143	D	125 kW	741	13
A-CLASS (W176) A 220 CDI (176.003)	OM 651.930	01.14 - 05.18	2143	D	120 kW	741	13
A-CLASS (W176) A 220 CDI 4-matic (176.005)	OM 651.930	02.14 - 05.18	2143	D	125 kW	741	13
A-CLASS (W176) A 220 d (176.003)	OM 651.930	07.15 - 05.18	2143	D	130 kW	741	13
A-CLASS (W176) A 220 d 4-matic (176.005)	OM 651.930	07.15 - 05.18	2143	D	130 kW	741	13



MERCEDES-BENZ

A-CLASS (W177) A 160 d (177.002)	OM 608.915 (K9K)	05.19	1461	D	70 kW	740	4
A-CLASS (W177) A 180 d (177.003)	OM 608.915 (K9K)	03.18	1461	D	85 kW	740	4
A-CLASS Stufenheck (V177) A 160 d (177.102)	OM 608.915 (K9K)	10.19	1461	D	70 kW	740	4
A-CLASS Stufenheck (V177) A 180 d (177.103)	OM 608.915 (K9K)	09.18	1461	D	85 kW	740	4
B-CLASS Sports Tourer (W245) B 150 (245.231)	M 266.920	03.05 - 11.11	1498	B	70 kW	741	10
B-CLASS Sports Tourer (W245) B 160 (245.231)	M 266.920	04.09 - 11.11	1498	B	70 kW	741	10
B-CLASS Sports Tourer (W245) B 170 (245.232)	M 266.940	03.05 - 11.11	1699	B	85 kW	741	10
B-CLASS Sports Tourer (W245) B 170 NGT (245.233)	M 266.960	04.08 - 11.11	2034	B/G	85 kW	741	10
B-CLASS Sports Tourer (W245) B 180 (245.232)	M 266.940	04.09 - 11.11	1699	B	85 kW	741	10
B-CLASS Sports Tourer (W245) B 180 CDI (245.207)	OM 640.940	03.05 - 11.11	1991	D	80 kW	741	12
B-CLASS Sports Tourer (W245) B 180 NGT (245.233)	M 266.960	04.08 - 11.11	2034	B/G	85 kW	741	10
B-CLASS Sports Tourer (W245) B 200 (245.233)	M 266.960	03.05 - 11.11	2034	B	100 kW	741	10
B-CLASS Sports Tourer (W245) B 200 CDI (245.208)	OM 640.941	03.05 - 11.11	1991	D	103 kW	741	12
B-CLASS Sports Tourer (W245) B 200 CDI (245.208)	OM 640.941	03.05 - 11.11	1991	D	100 kW	741	12
B-CLASS Sports Tourer (W245) B 200 TURBO (245.234)	M 266.980	03.05 - 11.11	2034	B	142 kW	741	10
B-CLASS Sports Tourer (W246, W242) B 160 (246.241)	M 270.910	07.15 - 12.18	1595	B	75 kW	741	11
B-CLASS Sports Tourer (W246, W242) B 160 CDI / d (246.211)	OM 607.951 (K9K)	05.13 - 12.18	1461	D	66 kW	740	4
B-CLASS Sports Tourer (W246, W242) B 180 (246.242)	M 270.910	10.11 - 12.18	1595	B	90 kW	741	11
B-CLASS Sports Tourer (W246, W242) B 180 CDI (246.200)	OM 651.901	10.11 - 08.14	1796	D	80 kW	741	13
B-CLASS Sports Tourer (W246, W242) B 180 CDI (246.207)	OM 651.930	06.13 - 08.14	2143	D	80 kW	741	13
B-CLASS Sports Tourer (W246, W242) B 180 CDI / d (246.212)	OM 607.951 (K9K)	02.13 - 12.18	1461	D	80 kW	740	4
B-CLASS Sports Tourer (W246, W242) B 200 (246.243)	M 270.910	11.11 - 12.18	1595	B	115 kW	741	11
B-CLASS Sports Tourer (W246, W242) B 200 CDI (246.201)	OM 651.901	10.11 - 08.14	1796	D	100 kW	741	13
B-CLASS Sports Tourer (W246, W242) B 200 CDI / d (246.208)	OM 651.930	08.14 - 12.18	2143	D	100 kW	741	13
B-CLASS Sports Tourer (W246, W242) B 200 CDI / d 4-matic (246.202)	OM 651.930	08.14 - 12.18	2143	D	100 kW	741	13
B-CLASS Sports Tourer (W246, W242) B 200 Flexfuel (246.243)	M 270.910	11.11 - 12.18	1595	B/E	115 kW	741	11
B-CLASS Sports Tourer (W246, W242) B 220 CDI / d (246.203)	OM 651.930	11.11 - 12.18	2143	D	125 kW	741	13
B-CLASS Sports Tourer (W246, W242) B 220 CDI / d (246.203)	OM 651.930	06.13 - 12.18	2143	D	120 kW	741	13
B-CLASS Sports Tourer (W246, W242) B 220 CDI / d (246.203)	OM 651.930	08.14 - 12.18	2143	D	130 kW	741	13
B-CLASS Sports Tourer (W246, W242) B 220 CDI / d 4-matic (246.205)	OM 651.930	08.14 - 12.18	2143	D	130 kW	741	13
B-CLASS Sports Tourer (W246, W242) B 220 d 4-matic (246.205)	OM 651.930	06.18 - 12.18	2143	D	125 kW	741	13
B-CLASS Sports Tourer (W247) B 160 d (247.002)	OM 608.915 (K9K)	05.19	1461	D	70 kW	740	4
B-CLASS Sports Tourer (W247) B 180 d (247.003)	OM 608.915 (K9K)	12.18	1461	D	85 kW	740	4
C-CLASS (W202) C 180 (202.018)	M 111.920	03.93 - 05.00	1799	B	90 kW	742	16
C-CLASS (W202) C 180 (202.018)	M 111.920	11.94 - 05.00	1799	B	89 kW	742	16
C-CLASS (W202) C 180 (202.018)	M 111.921	03.93 - 05.00	1799	B	90 kW	742	16
C-CLASS (W202) C 180 (202.018)	M 111.921	11.94 - 05.00	1799	B	89 kW	742	16
C-CLASS (W202) C 200 (202.020)	M 111.941	03.93 - 05.00	1998	B	100 kW	750	48
C-CLASS (W202) C 200 (202.020)	M 111.945	03.93 - 05.00	1998	B	100 kW	750	48
C-CLASS (W202) C 200 CDI (202.134)	OM 611.960	03.98 - 05.00	2151	D	75 kW	746	30
C-CLASS (W202) C 200 D (202.120)	OM 601.913	03.93 - 05.00	1997	D	55 kW	742	18
C-CLASS (W202) C 200 D (202.122)	OM 604.915	10.96 - 05.00	1997	D	65 kW	744	24
C-CLASS (W202) C 200 Kompressor (202.025)	M 111.944	10.95 - 05.00	1998	B	132 kW	750	48
C-CLASS (W202) C 200 Kompressor (202.025)	M 111.944	11.96 - 05.00	1998	B	141 kW	750	48
C-CLASS (W202) C 220 (202.022)	M 111.961	03.93 - 05.00	2199	B	110 kW	750	48
C-CLASS (W202) C 220 CDI (202.133)	OM 611.960	09.97 - 05.00	2151	D	92 kW	746	30
C-CLASS (W202) C 220 D (202.021)	OM 604.910	08.93 - 05.00	2155	D	55 kW	749	44
C-CLASS (W202) C 220 D (202.121)	OM 604.910	08.93 - 05.00	2155	D	70 kW	749	44
C-CLASS (W202) C 230 (202.023)	M 111.974	06.96 - 12.98	2295	B	110 kW	750	49
C-CLASS (W202) C 230 (202.024)	M 111.975	09.98 - 05.00	2295	B	138 kW	750	49
C-CLASS (W202) C 230 Kompressor (202.024)	M 111.975	09.95 - 05.00	2295	B	142 kW	750	49
C-CLASS (W202) C 250 D (202.125)	OM 605.910	04.93 - 05.00	2497	D	83 kW	744	25
C-CLASS (W202) C 250 Turbo-D (202.128)	OM 605.960	10.95 - 05.00	2497	D	110 kW	745	26
C-CLASS (W202) C 280 (202.028)	M 104.941	03.93 - 05.00	2799	B	142 kW	750	47
C-CLASS (W202) C 36 AMG (202.028)	M 104.941 (AMG 3.6)	01.94 - 05.00	3606	B	206 kW	752	54
C-CLASS (W202) C 36 AMG (202.028)	M 104.941 (AMG 3.6)	09.94 - 12.96	3606	B	200 kW	752	54
C-CLASS (W203) C 180 (203.035)	M 111.951	10.00 - 08.02	1998	B	95 kW	750	48
C-CLASS (W203) C 180 Kompressor (203.046)	M 271.946	05.02 - 02.07	1796	B	105 kW	741	8
C-CLASS (W203) C 200 CDI (203.004)	OM 611.962	09.00 - 06.03	2148	D	85 kW	746	30
C-CLASS (W203) C 200 CDI (203.004)	OM 611.962	02.01 - 06.03	2148	D	75 kW	746	30
C-CLASS (W203) C 200 CDI (203.004)	OM 646.962	02.01 - 06.03	2148	D	75 kW	746	30
C-CLASS (W203) C 200 CDI (203.007)	OM 646.962	04.03 - 02.07	2148	D	90 kW	746	30








			ccm		kw		1 POS
C-CLASS (W203) C 200 CDI (203.007)	OM 646.963	04.03 - 02.07	2148	D	90 kW	746	30
C-CLASS (W203) C 200 CGI Kompressor (203.043)	M 271.942	07.03 - 02.07	1796	B	125 kW	741	8
C-CLASS (W203) C 200 Kompressor (203.042)	M 271.940	05.02 - 02.07	1796	B	120 kW	741	8
C-CLASS (W203) C 200 Kompressor (203.045)	M 111.955	05.00 - 08.07	1998	B	120 kW	750	48
C-CLASS (W203) C 220 CDI (203.006)	OM 611.962	05.00 - 02.07	2148	D	100 kW	746	30
C-CLASS (W203) C 220 CDI (203.006, 203.008)	OM 611.962	05.00 - 02.07	2148	D	105 kW	746	30
C-CLASS (W203) C 220 CDI (203.008)	OM 646.963	04.03 - 02.07	2148	D	110 kW	746	30
C-CLASS (W203) C 230 Kompressor (203.040)	M 271.948	09.02 - 02.07	1796	B	141 kW	741	8
C-CLASS (W203) C 270 CDI (203.016)	OM 612.962	12.00 - 02.07	2685	D	125 kW	746	31
C-CLASS (W203) C 270 CDI (203.016)	OM 612.962	12.00 - 02.07	2685	D	120 kW	746	31
C-CLASS (W203) C 30 CDI AMG (203.018)	OM 612.990	01.03 - 02.07	2950	D	170 kW	747	32
C-CLASS (W204) C 180 CDI (204.000)	OM 651.913	04.10 - 03.14	2143	D	88 kW	741	13
C-CLASS (W204) C 180 CGI (204.031)	M 274.910	01.08 - 01.14	1595	B	115 kW	741	11
C-CLASS (W204) C 180 CGI (204.049)	M 271.820	01.07 - 01.14	1796	B	115 kW	741	8
C-CLASS (W204) C 180 Kompressor (204.044, 204.045)	M 271.910	01.08 - 01.14	1597	B	115 kW	741	8
C-CLASS (W204) C 180 Kompressor (204.046)	M 271.952	01.07 - 01.14	1796	B	115 kW	741	8
C-CLASS (W204) C 200 (204.048)	M 271.820	09.09 - 01.14	1796	B	137 kW	741	8
C-CLASS (W204) C 200 CDI (204.001)	OM 651.913	11.09 - 03.14	2143	D	100 kW	741	13
C-CLASS (W204) C 200 CDI (204.007, 204.006)	OM 646.811	01.07 - 12.09	2148	D	100 kW	746	30
C-CLASS (W204) C 200 CDI (204.007, 204.006)	OM 646.812	01.07 - 12.09	2148	D	100 kW	746	30
C-CLASS (W204) C 200 CGI (204.048)	M 271.820	01.07 - 12.14	1796	B	135 kW	741	8
C-CLASS (W204) C 200 CGI (204.048)	M 271.860	01.07 - 12.14	1796	B	135 kW	741	8
C-CLASS (W204) C 200 Kompressor (204.041)	M 271.950	01.07 - 01.14	1796	B	135 kW	741	8
C-CLASS (W204) C 220 CDI (204.002)	OM 651.911	12.08 - 01.14	2143	D	125 kW	741	13
C-CLASS (W204) C 220 CDI (204.002)	OM 651.911	10.08 - 01.14	2143	D	120 kW	741	13
C-CLASS (W204) C 220 CDI (204.008)	OM 646.811	01.07 - 11.08	2148	D	125 kW	746	30
C-CLASS (W204) C 220 CDI (204.008)	OM 646.811	01.07 - 11.08	2148	D	120 kW	746	30
C-CLASS (W204) C 220 CDI 4-matic (204.084)	OM 651.912	02.13 - 01.14	2143	D	125 kW	741	13
C-CLASS (W204) C 250 CDI (204.003)	OM 651.911	08.08 - 01.14	2143	D	150 kW	741	13
C-CLASS (W204) C 250 CDI 4-matic (204.082)	OM 651.912	05.09 - 01.14	2143	D	150 kW	741	13
C-CLASS (W204) C 250 CGI (204.047)	M 271.860	04.09 - 12.14	1796	B	150 kW	741	8
C-CLASS (W205) C 160 (205.044)	M 270.910	04.15	1595	B	95 kW	741	11
C-CLASS (W205) C 160 (205.044)	M 274.910	04.15	1595	B	95 kW	741	11
C-CLASS (W205) C 180 (205.040)	M 274.910	10.18	1595	B	110 kW	741	11
C-CLASS (W205) C 180 (205.040, 205.140)	M 274.910	07.13	1595	B	115 kW	741	11
C-CLASS (W205) C 180 BlueTEC / d (205.036)	OM 626.951	05.14 - 05.18	1598	D	85 kW	740	6
C-CLASS (W205) C 180 Flex (205.040)	M 274.910	03.14	1595	B/E	115 kW	741	11
C-CLASS (W205) C 200 BlueTEC / d (205.037)	OM 626.951	05.14 - 05.18	1598	D	100 kW	740	6
C-CLASS (W205) C 200 d (205.007)	OM 651.921	10.15 - 05.18	2143	D	100 kW	741	13
C-CLASS (W205) C 220 BlueTEC / d (205.002, 205.004)	OM 651.921	02.14 - 05.18	2143	D	125 kW	741	13
C-CLASS (W205) C 220 BlueTEC / d (205.003)	OM 651.921	03.14 - 05.16	2143	D	120 kW	741	13
C-CLASS (W205) C 220 d 4-matic (205.005)	OM 651.921	04.15 - 05.18	2143	D	125 kW	741	13
C-CLASS (W205) C 250 BlueTEC / d (205.008, 205.006)	OM 651.921	02.14 - 05.18	2143	D	150 kW	741	13
C-CLASS (W205) C 250 BlueTEC / d 4-matic (205.009)	OM 651.921	02.14 - 05.18	2143	D	150 kW	741	13
C-CLASS (W205) C 300 BlueTEC Hybrid / h (205.012)	OM 651.921	05.14 - 05.18	2143	D/E	170 kW	741	13
C-CLASS 190 (W201) 2.0 (201.022)	M 102.921	10.82 - 10.84	1996	B	66 kW	747	36
C-CLASS 190 (W201) 2.0 (201.023)	M 102.924	01.86 - 05.90	1996	B	75 kW	747	36
C-CLASS 190 (W201) 2.0 (201.023)	M 102.924	08.83 - 05.90	1996	B	77 kW	747	36
C-CLASS 190 (W201) 2.3 E	M 102.985	10.82 - 09.88	2299	B	100 kW	753	60
C-CLASS 190 (W201) 2.3	M 102.985	09.83 - 08.93	2299	B	97 kW	753	60
C-CLASS 190 (W201) 2.6	M 103.942	10.82 - 08.93	2597	B	118 kW	741	9
C-CLASS 190 (W201) D 2.0 (201.122)	OM 601.911	08.83 - 08.89	1997	D	53 kW	742	18
C-CLASS 190 (W201) D 2.0 (201.122)	OM 601.911	03.88 - 08.93	1997	D	55 kW	742	18
C-CLASS 190 (W201) D 2.5 (201.126)	OM 602.911	04.85 - 08.93	2497	D	66 kW	743	20
C-CLASS 190 (W201) D 2.5 (201.126)	OM 602.911	09.88 - 08.93	2497	D	69 kW	743	20
C-CLASS 190 (W201) E 1.8 (201.018)	M 102.910	09.85 - 08.93	1797	B	80 kW	747	36
C-CLASS 190 (W201) E 2.0 (201.024)	M 102.961	03.84 - 08.93	1996	B	83 kW	747	36
C-CLASS 190 (W201) E 2.0 (201.024)	M 102.961	10.82 - 06.93	1996	B	90 kW	747	36
C-CLASS 190 (W201) E 2.0 (201.024)	M 102.962	03.84 - 08.93	1996	B	83 kW	747	36
C-CLASS 190 (W201) E 2.0 (201.024)	M 102.962	02.85 - 12.86	1996	B	85 kW	747	36
C-CLASS 190 (W201) E 2.0 (201.024)	M 102.962	10.82 - 06.93	1996	B	90 kW	747	36
C-CLASS 190 (W201) E 2.0	M 102.961	10.82 - 06.93	1996	B	93 kW	747	36



MERCEDES-BENZ

C-CLASS 190 (W201) E 2.0	M 102.962	01.85 - 08.93	1996	B	87 kW	747	36
C-CLASS 190 (W201) E 2.3 (201.028)	M 102.985	08.84 - 08.93	2299	B	100 kW	753	60
C-CLASS 190 (W201) E 2.3-16 (201.034)	M 102.983	04.84 - 01.87	2299	B	136 kW	753	60
C-CLASS 190 (W201) E 2.3-16	M 102.983	03.85 - 12.87	2299	B	125 kW	753	60
C-CLASS 190 (W201) E 2.3-16	M 102.983	09.85 - 08.88	2299	B	130 kW	753	60
C-CLASS 190 (W201) E 2.3	M 102.985	09.86 - 08.92	2299	B	97 kW	753	60
C-CLASS 190 (W201) E 2.5-16 (201.0035)	M 102.990	03.89 - 08.93	2498	B	143 kW	753	60
C-CLASS 190 (W201) E 2.5-16 (201.035)	M 102.990	09.88 - 08.93	2498	B	150 kW	753	60
C-CLASS 190 (W201) E 2.5-16 Evolution (201.036)	M 102.991	03.89 - 08.93	2498	B	143 kW	753	60
C-CLASS 190 (W201) E 2.5-16 Evolution (201.036)	M 102.992	03.89 - 08.93	2498	B	143 kW	753	60
C-CLASS 190 (W201) E 2.5-16 Evolution II	M 102.992	05.90 - 08.93	2498	B	173 kW	753	60
C-CLASS 190 (W201) E 2.6 (201.029)	M 103.942	09.86 - 08.93	2597	B	118 kW	741	9
C-CLASS 190 (W201) E 2.6	M 103.942	09.86 - 08.93	2597	B	122 kW	741	9
C-CLASS 190 (W201) Turbo-D 2.5 (201.128)	OM 602.961	09.86 - 08.93	2497	D	90 kW	743	21
C-CLASS 190 (W201) Turbo-D 2.5 (201.128)	OM 602.961	02.88 - 08.93	2497	D	93 kW	743	21
C-CLASS Cabriolet (A205) C 180 (205.440)	M 270.910	06.16	1595	B	115 kW	741	11
C-CLASS Cabriolet (A205) C 180 (205.440)	M 274.910	06.16	1595	B	115 kW	741	11
C-CLASS Cabriolet (A205) C 220 d (205.404)	OM 651.921	06.16 - 05.18	2143	D	125 kW	741	13
C-CLASS Cabriolet (A205) C 220 d (205.404)	OM 651.921	06.16 - 05.18	2143	D	120 kW	741	13
C-CLASS Cabriolet (A205) C 220 d 4-matic (205.405)	OM 651.921	06.16 - 05.18	2143	D	125 kW	741	13
C-CLASS Cabriolet (A205) C 250 d (205.408)	OM 651.921	06.16 - 05.18	2143	D	150 kW	741	13
C-CLASS Coupe (C204) C 180 (204.331)	M 274.910	07.12	1595	B	115 kW	741	11
C-CLASS Coupe (C204) C 180 (204.349)	M 271.820	06.11	1796	B	115 kW	741	8
C-CLASS Coupe (C204) C 200 CGI (204.348)	M 271.820	06.11	1796	B	135 kW	741	8
C-CLASS Coupe (C204) C 200 CGI (204.348)	M 271.860	06.11	1796	B	135 kW	741	8
C-CLASS Coupe (C204) C 220 CDI (204.302)	OM 651.911	06.11	2143	D	125 kW	741	13
C-CLASS Coupe (C204) C 220 CDI (204.302)	OM 651.911	06.11	2143	D	120 kW	741	13
C-CLASS Coupe (C204) C 250 (204.347)	M 271.860	03.11	1796	B	150 kW	741	8
C-CLASS Coupe (C204) C 250 CDI (204.303)	OM 651.911	06.11	2143	D	150 kW	741	13
C-CLASS Coupe (C205) C 180 (205.340)	M 274.910	10.15	1595	B	115 kW	741	11
C-CLASS Coupe (C205) C 180 (205.340)	M 274.910	11.18	1595	B	110 kW	741	11
C-CLASS Coupe (C205) C 220 d (205.304)	OM 651.921	10.15 - 05.18	2143	D	125 kW	741	13
C-CLASS Coupe (C205) C 220 d (205.304)	OM 651.921	10.15 - 05.18	2143	D	120 kW	741	13
C-CLASS Coupe (C205) C 220 d 4-matic (205.305)	OM 651.921	04.16 - 05.18	2143	D	125 kW	741	13
C-CLASS Coupe (C205) C 250 d (205.308)	OM 651.921	10.15 - 05.18	2143	D	150 kW	741	13
C-CLASS Coupe (C205) C 250 d 4-matic (205.309)	OM 651.921	04.16 - 05.18	2143	D	150 kW	741	13
C-CLASS Coupe (CL203) C 160 Kompressor (203.730)	M 271.921	05.02 - 05.08	1796	B	90 kW	741	8
C-CLASS Coupe (CL203) C 180 (203.735)	M 111.951	03.01 - 05.02	1998	B	95 kW	750	48
C-CLASS Coupe (CL203) C 180 Kompressor (203.746)	M 271.946	05.02 - 05.08	1796	B	105 kW	741	8
C-CLASS Coupe (CL203) C 200 CDI (203.707)	OM 646.962	03.03 - 05.08	2148	D	90 kW	746	30
C-CLASS Coupe (CL203) C 200 CGI Kompressor (203.743)	M 271.942	03.03 - 05.08	1796	B	125 kW	741	8
C-CLASS Coupe (CL203) C 200 Kompressor (203.742)	M 271.940	05.02 - 05.08	1796	B	120 kW	741	8
C-CLASS Coupe (CL203) C 200 Kompressor (203.745)	M 111.955	03.01 - 04.08	1998	B	120 kW	750	48
C-CLASS Coupe (CL203) C 220 CDI (203.706)	OM 611.962	03.01 - 04.08	2148	D	105 kW	746	30
C-CLASS Coupe (CL203) C 220 CDI (203.708)	OM 646.963	02.04 - 06.11	2148	D	110 kW	746	30
C-CLASS Coupe (CL203) C 220 CDI	OM 611.962	03.01 - 01.04	2148	D	100 kW	746	30
C-CLASS Coupe (CL203) C 220	M 271.940	05.02 - 05.08	1796	B	120 kW	741	8
C-CLASS Coupe (CL203) C 230 Kompressor (203.740)	M 271.948	05.02 - 05.08	1796	B	141 kW	741	8
C-CLASS Coupe (CL203) C 230 Kompressor (203.747)	M 111.981	03.01 - 10.06	2295	B	145 kW	750	49
C-CLASS Coupe (CL203) C 230 Kompressor (203.747)	M 111.981	09.01 - 12.02	2295	B	143 kW	750	49
C-CLASS Coupe (CL203) C 30 CDI AMG (203.718)	OM 612.990	09.02 - 05.08	2950	D	170 kW	747	32
C-CLASS T-Model (S202) C 180 T (202.078)	M 111.920	06.96 - 09.00	1799	B	90 kW	742	16
C-CLASS T-Model (S202) C 180 T (202.078)	M 111.921	06.96 - 09.00	1799	B	90 kW	742	16
C-CLASS T-Model (S202) C 180 T (202.081)	M 111.952	09.00 - 03.01	1998	B	95 kW	750	48
C-CLASS T-Model (S202) C 200 T (202.080)	M 111.941	06.96 - 03.01	1998	B	100 kW	750	48
C-CLASS T-Model (S202) C 200 T (202.080)	M 111.945	06.96 - 03.01	1998	B	100 kW	750	48
C-CLASS T-Model (S202) C 200 T CDI (202.194)	OM 611.960	03.98 - 03.01	2151	D	75 kW	746	30
C-CLASS T-Model (S202) C 200 T D (202.180)	OM 604.915	10.96 - 03.01	1997	D	65 kW	744	24
C-CLASS T-Model (S202) C 200 T Kompressor (202.082)	M 111.944	11.96 - 03.01	1998	B	141 kW	750	48
C-CLASS T-Model (S202) C 200 T Kompressor (202.087)	M 111.956	09.00 - 03.01	1998	B	120 kW	750	48
C-CLASS T-Model (S202) C 220 T CDI (202.193)	OM 611.960	09.97 - 03.01	2151	D	92 kW	746	30
C-CLASS T-Model (S202) C 220 T D (202.182)	OM 604.910	06.96 - 12.00	2155	D	70 kW	749	44

			ccm		kw		1 POS
C-CLASS T-Model (S202) C 220 T D (202.182)	OM 604.910	06.96 - 03.01	2155	D	55 kW	749	44
C-CLASS T-Model (S202) C 230 T (202.083)	M 111.974	06.96 - 08.98	2295	B	110 kW	750	49
C-CLASS T-Model (S202) C 230 T Kompressor (202.085)	M 111.975	06.97 - 02.01	2295	B	142 kW	750	49
C-CLASS T-Model (S202) C 250 T Turbo-D (202.188)	OM 605.960	06.96 - 03.01	2497	D	110 kW	745	26
C-CLASS T-Model (S203) C 180 (203.235)	M 111.951	03.01 - 05.02	1998	B	95 kW	750	48
C-CLASS T-Model (S203) C 180 Kompressor (203.246)	M 271.946	05.02 - 08.07	1796	B	105 kW	741	8
C-CLASS T-Model (S203) C 200 CDI (203.204)	OM 611.962	03.01 - 08.07	2148	D	85 kW	746	30
C-CLASS T-Model (S203) C 200 CDI (203.204)	OM 611.962	03.01 - 08.07	2148	D	75 kW	746	30
C-CLASS T-Model (S203) C 200 CDI (203.207)	OM 646.962	04.03 - 08.07	2148	D	90 kW	746	30
C-CLASS T-Model (S203) C 200 CDI (203.207)	OM 646.963	04.03 - 08.07	2148	D	90 kW	746	30
C-CLASS T-Model (S203) C 200 CGI Kompressor (203.243)	M 271.942	07.03 - 08.07	1796	B	125 kW	741	8
C-CLASS T-Model (S203) C 200 Kompressor (203.242)	M 271.940	05.02 - 08.07	1796	B	120 kW	741	8
C-CLASS T-Model (S203) C 200 Kompressor (203.245)	M 111.955	03.01 - 05.02	1998	B	120 kW	750	48
C-CLASS T-Model (S203) C 220 CDI (203.206, 203.208)	OM 611.962	03.01 - 08.07	2148	D	105 kW	746	30
C-CLASS T-Model (S203) C 220 CDI (203.208)	OM 646.963	08.06 - 08.07	2148	D	100 kW	746	30
C-CLASS T-Model (S203) C 220 CDI (203.208)	OM 646.963	02.04 - 08.07	2148	D	110 kW	746	30
C-CLASS T-Model (S203) C 230 Kompressor (203.240)	M 271.948	02.04 - 08.07	1796	B	141 kW	741	8
C-CLASS T-Model (S203) C 270 CDI (203.216)	OM 612.962	03.01 - 08.07	2685	D	125 kW	746	31
C-CLASS T-Model (S203) C 270 CDI (203.216)	OM 612.962	03.01 - 08.07	2685	D	120 kW	746	31
C-CLASS T-Model (S203) C 30 CDI AMG (203.218)	OM 612.990	01.03 - 08.07	2950	D	170 kW	747	32
C-CLASS T-Model (S204) C 180 (204.231)	M 274.910	02.12 - 08.14	1595	B	115 kW	741	11
C-CLASS T-Model (S204) C 180 CDI (204.200)	OM 651.913	04.10 - 08.14	2143	D	88 kW	741	13
C-CLASS T-Model (S204) C 180 CGI (204.249)	M 271.820	11.09 - 08.14	1796	B	115 kW	741	8
C-CLASS T-Model (S204) C 180 Kompressor (204.245)	M 271.910	01.08 - 08.14	1597	B	115 kW	741	8
C-CLASS T-Model (S204) C 180 Kompressor (204.246)	M 271.952	08.07 - 08.14	1796	B	115 kW	741	8
C-CLASS T-Model (S204) C 200 CDI (204.201)	OM 651.913	08.10 - 08.14	2143	D	100 kW	741	13
C-CLASS T-Model (S204) C 200 CDI (204.207)	OM 646.811	08.07 - 12.09	2148	D	100 kW	746	30
C-CLASS T-Model (S204) C 200 CGI (204.248)	M 271.820	08.07 - 08.14	1796	B	135 kW	741	8
C-CLASS T-Model (S204) C 200 CGI (204.248)	M 271.860	08.07 - 08.14	1796	B	135 kW	741	8
C-CLASS T-Model (S204) C 200 Kompressor (204.241)	M 271.950	08.07 - 08.14	1796	B	135 kW	741	8
C-CLASS T-Model (S204) C 220 CDI (204.202)	OM 651.911	12.08 - 08.14	2143	D	125 kW	741	13
C-CLASS T-Model (S204) C 220 CDI (204.202)	OM 651.911	12.08 - 08.14	2143	D	120 kW	741	13
C-CLASS T-Model (S204) C 220 CDI (204.208)	OM 646.811	08.07 - 11.08	2148	D	125 kW	746	30
C-CLASS T-Model (S204) C 220 CDI (204.208)	OM 646.811	08.07 - 11.08	2148	D	120 kW	746	30
C-CLASS T-Model (S204) C 220 CDI 4-matic (204.284)	OM 651.912	02.13 - 08.14	2143	D	125 kW	741	13
C-CLASS T-Model (S204) C 250 CDI (204.203)	OM 651.911	01.09 - 08.14	2143	D	150 kW	741	13
C-CLASS T-Model (S204) C 250 CDI 4-matic (204.282)	OM 651.912	04.10 - 08.14	2143	D	150 kW	741	13
C-CLASS T-Model (S204) C 250 CGI (204.247)	M 271.860	05.09 - 08.14	1796	B	150 kW	741	8
C-CLASS T-Model (S205) C 160 (205.244)	M 270.910	04.15	1595	B	95 kW	741	11
C-CLASS T-Model (S205) C 160 (205.244)	M 274.910	04.15	1595	B	95 kW	741	11
C-CLASS T-Model (S205) C 180 (205.240)	M 274.910	09.14	1595	B	115 kW	741	11
C-CLASS T-Model (S205) C 180 BlueTEC / d (205.236)	OM 626.951	09.14 - 05.18	1598	D	85 kW	740	6
C-CLASS T-Model (S205) C 180 Flex (205.240)	M 270.910	06.15 - 12.17	1595	B/E	115 kW	741	11
C-CLASS T-Model (S205) C 180 Flex (205.240)	M 274.910	06.15 - 12.17	1595	B/E	115 kW	741	11
C-CLASS T-Model (S205) C 200 BlueTEC / d (205.237)	OM 626.951	09.14 - 05.18	1598	D	100 kW	740	6
C-CLASS T-Model (S205) C 200 d (205.207)	OM 651.921	10.15 - 05.18	2143	D	100 kW	741	13
C-CLASS T-Model (S205) C 220 BlueTEC / d (205.204)	OM 651.921	09.14 - 05.18	2143	D	125 kW	741	13
C-CLASS T-Model (S205) C 220 BlueTEC / d (205.204)	OM 651.921	09.14 - 05.18	2143	D	120 kW	741	13
C-CLASS T-Model (S205) C 220 d 4-matic (205.205)	OM 651.921	04.15 - 05.18	2143	D	125 kW	741	13
C-CLASS T-Model (S205) C 250 BlueTEC / d (205.208)	OM 651.921	09.14 - 05.18	2143	D	150 kW	741	13
C-CLASS T-Model (S205) C 250 BlueTEC / d 4-matic (205.209)	OM 651.921	10.14 - 05.18	2143	D	150 kW	741	13
C-CLASS T-Model (S205) C 300 BlueTEC Hybrid / h (205.212)	OM 651.921	10.14 - 05.18	2143	D	150 kW	741	13
C-KLASSE 190 (W201) 190 D (201.122)	OM 601.921	09.84 - 12.85	2197	D	54 kW	742	18
CITAN Kasten/Großraumlimousine (W415) 108 CDI (415.601, 415.603)	OM 607.951 (K9K)	11.12 - 08.21	1461	D	55 kW	740	4
CITAN Kasten/Großraumlimousine (W415) 108 CDI (415.603)	OM 608.915 (K9K)	05.19 - 08.21	1461	D	59 kW	740	4
CITAN Kasten/Großraumlimousine (W415) 109 CDI (415.601, 415.603, 415.605)	OM 607.951 (K9K)	11.12 - 08.21	1461	D	66 kW	740	4
CITAN Kasten/Großraumlimousine (W415) 109 CDI (415.603, 415.605)	OM 608.915 (K9K)	05.19 - 08.21	1461	D	70 kW	740	4
CITAN Kasten/Großraumlimousine (W415) 111 CDI (415.603, 415.605)	OM 607.951 (K9K)	06.13 - 08.21	1461	D	81 kW	740	4
CITAN Kasten/Großraumlimousine (W415) 111 CDI (415.603, 415.605)	OM 608.915 (K9K)	05.19 - 08.21	1461	D	85 kW	740	4
CITAN Kasten/Großraumlimousine (W415) 112 (415.603)	M 200.711	06.13 - 08.21	1197	B	84 kW	740	3
CITAN Kasten/Großraumlimousine (W420) 1.5 108 CDI (420.613)	OM 608.915 (K9K)	09.21	1461	D	55 kW	740	4
CITAN Kasten/Großraumlimousine (W420) 1.5 110 CDI (420.623, 420.625)	OM 608.915 (K9K)	09.21	1461	D	70 kW	740	4








MERCEDES-BENZ

CITAN Kasten/Großraumlimousine (W420) 1.5 112 CDI (420.633, 420.635)	OM 608.915 (K9K)	09.21	1461	D	85 kW	740	4
CITAN Mixto (Double Cabin) (W415) 109 CDI (415.603, 415.605)	OM 607.951 (K9K)	11.12 - 08.21	1461	D	66 kW	740	4
CITAN Mixto (Double Cabin) (W415) 111 CDI (415.603, 415.605)	OM 607.951 (K9K)	06.13 - 08.21	1461	D	81 kW	740	4
CITAN Tourer (W415) 108 CDI (415.703)	OM 607.951 (K9K)	11.12 - 08.21	1461	D	55 kW	740	4
CITAN Tourer (W415) 108 CDI (415.703)	OM 608.915 (K9K)	02.19 - 08.21	1461	D	59 kW	740	4
CITAN Tourer (W415) 109 CDI (415.703)	OM 607.951 (K9K)	11.12 - 08.21	1461	D	66 kW	740	4
CITAN Tourer (W415) 109 CDI (415.703)	OM 608.915 (K9K)	02.19 - 08.21	1461	D	70 kW	740	4
CITAN Tourer (W415) 111 CDI (415.703)	OM 608.915 (K9K)	02.19 - 08.21	1461	D	85 kW	740	4
CITAN Tourer (W415) 111 CDI (415.703, 415.705)	OM 607.951 (K9K)	06.13 - 08.21	1461	D	81 kW	740	4
CITAN Tourer (W415) 112 (415.703)	M 200.711	06.13 - 08.21	1197	B	84 kW	740	3
CITAN Tourer (W420) 108 CDI (420.713)	OM 608.915 (K9K)	09.21	1461	D	55 kW	740	4
CITAN Tourer (W420) 110 CDI (420.723)	OM 608.915 (K9K)	09.21	1461	D	70 kW	740	4
CITAN Tourer (W420) 112 CDI (420.733)	OM 608.915 (K9K)	09.21	1461	D	85 kW	740	4
CLA (C118) CLA 180 d (118.303)	OM 608.915 (K9K)	03.19	1461	D	85 kW	740	4
CLA Coupe (C117) CLA 180 (117.342)	M 270.910	01.13 - 03.19	1595	B	90 kW	741	11
CLA Coupe (C117) CLA 180 CDI / d (117.312)	OM 607.951 (K9K)	10.13 - 05.18	1461	D	80 kW	740	4
CLA Coupe (C117) CLA 200 (117.343)	M 270.910	01.13 - 03.19	1595	B	115 kW	741	11
CLA Coupe (C117) CLA 200 (117.343)	M 270.910	07.18 - 03.19	1595	B	110 kW	741	11
CLA Coupe (C117) CLA 200 CDI (117.301)	OM 651.901	06.13 - 08.14	1796	D	100 kW	741	13
CLA Coupe (C117) CLA 200 CDI / d (117.308)	OM 651.930	07.14 - 03.19	2143	D	100 kW	741	13
CLA Coupe (C117) CLA 200 CDI / d 4-matic (117.302)	OM 651.930	07.14 - 03.19	2143	D	100 kW	741	13
CLA Coupe (C117) CLA 200 Flex	M 270.910	01.13 - 03.19	1595	B/E	115 kW	741	11
CLA Coupe (C117) CLA 220 CDI / d (117.303)	OM 651.930	01.13 - 03.19	2143	D	125 kW	741	13
CLA Coupe (C117) CLA 220 CDI / d (117.303)	OM 651.930	01.13 - 03.19	2143	D	120 kW	741	13
CLA Coupe (C117) CLA 220 CDI / d (117.303)	OM 651.930	09.14 - 03.19	2143	D	130 kW	741	13
CLA Coupe (C117) CLA 220 CDI / d 4-matic (117.305)	OM 651.930	08.14 - 03.19	2143	D	120 kW	741	13
CLA Coupe (C117) CLA 220 CDI / d 4-matic (117.305)	OM 651.930	09.14 - 03.19	2143	D	130 kW	741	13
CLA Coupe (C117) CLA 220 CDI 4-matic (117.305)	OM 651.930	07.14 - 03.19	2143	D	125 kW	741	13
CLA Shooting Brake (X117) CLA 180 (117.942)	M 270.910	01.15 - 03.19	1595	B	90 kW	741	11
CLA Shooting Brake (X117) CLA 180 d (117.912)	OM 607.951 (K9K)	07.15 - 05.18	1461	D	80 kW	740	4
CLA Shooting Brake (X117) CLA 200 (117.943)	M 270.910	01.15 - 03.19	1595	B	115 kW	741	11
CLA Shooting Brake (X117) CLA 200 CDI / d (117.908)	OM 651.930	01.15 - 03.19	2143	D	100 kW	741	13
CLA Shooting Brake (X117) CLA 200 CDI / d 4-matic (117.902)	OM 651.930	01.15 - 03.19	2143	D	100 kW	741	13
CLA Shooting Brake (X117) CLA 220 CDI / d (117.903)	OM 651.930	01.15 - 03.19	2143	D	130 kW	741	13
CLA Shooting Brake (X117) CLA 220 CDI / d (117.903)	OM 651.930	01.15 - 03.19	2143	D	120 kW	741	13
CLA Shooting Brake (X117) CLA 220 CDI / d 4-matic (117.905)	OM 651.930	01.15 - 03.19	2143	D	130 kW	741	13
CLA Shooting Brake (X117) CLA 220 CDI / d 4-matic (117.905)	OM 651.930	09.15 - 03.19	2143	D	120 kW	741	13
CLA Shooting Brake (X117) CLA 220 d (117.903)	OM 651.930	07.18 - 03.19	2143	D	125 kW	741	13
CLA Shooting Brake (X117) CLA 220 d 4-matic (117.905)	OM 651.930	07.18 - 03.19	2143	D	125 kW	741	13
CLA Shooting Brake (X118) CLA 180 d (118.603)	OM 608.915 (K9K)	06.19	1461	D	85 kW	740	4
CLC-CLASS (CL203) CLC 160 (203.731)	M 271.911	02.09 - 06.11	1597	B	95 kW	741	8
CLC-CLASS (CL203) CLC 180 Kompressor (203.746)	M 271.946	05.08 - 06.11	1796	B	105 kW	741	8
CLC-CLASS (CL203) CLC 200 CDI (203.707)	OM 646.962	05.08 - 06.11	2148	D	90 kW	746	30
CLC-CLASS (CL203) CLC 200 Kompressor (203.741)	M 271.957	05.08 - 06.11	1796	B	135 kW	741	8
CLC-CLASS (CL203) CLC 220 CDI (203.708)	OM 646.963	05.08 - 06.11	2148	D	110 kW	746	30
CLC-CLASS (CL203) CLC 220 CDI (203.708)	OM 646.963	05.08 - 06.11	2148	D	100 kW	746	30
CLK (C208) CLK 200 (208.335)	M 111.945	06.97 - 06.02	1998	B	100 kW	750	48
CLK (C208) CLK 200 Kompressor (208.344)	M 111.956	06.00 - 06.02	1998	B	120 kW	750	48
CLK (C208) CLK 200 Kompressor (208.345)	M 111.944	06.97 - 06.00	1998	B	141 kW	750	48
CLK (C208) CLK 230 Kompressor (208.347)	M 111.973	06.97 - 09.02	2295	B	142 kW	750	49
CLK (C208) CLK 230 Kompressor (208.347)	M 111.975	06.97 - 09.02	2295	B	142 kW	750	49
CLK (C208) CLK 230 Kompressor (208.348)	M 111.982	06.97 - 06.02	2295	B	145 kW	750	49
CLK (C209) CLK 200 CGI (209.343)	M 271.942	07.03 - 05.09	1796	B	125 kW	741	8
CLK (C209) CLK 200 Kompressor (209.341)	M 271.955	10.06 - 05.09	1796	B	135 kW	741	8
CLK (C209) CLK 200 Kompressor (209.342)	M 271.940	09.02 - 05.09	1796	B	120 kW	741	8
CLK (C209) CLK 220 CDI (209.308)	OM 646.966	01.05 - 05.09	2148	D	110 kW	746	30
CLK (C209) CLK 220 CDI (209.308)	OM 646.966	01.05 - 05.09	2148	D	100 kW	746	30
CLK (C209) CLK 270 CDI (209.316)	OM 612.962	10.02 - 05.09	2685	D	125 kW	746	31
CLK (C209) CLK 270 CDI (209.316)	OM 612.967	10.02 - 05.09	2685	D	125 kW	746	31
CLK (C209) CLK 270 CDI (209.316)	OM 612.967	02.03 - 06.05	2685	D	120 kW	746	31
CLK Cabriolet (A208) CLK 200 (208.435)	M 111.941	03.98 - 03.02	1998	B	100 kW	750	48
CLK Cabriolet (A208) CLK 200 (208.435)	M 111.945	03.98 - 03.02	1998	B	100 kW	750	48








MERCEDES-BENZ








			ccm		kw		1 POS
CLK Cabriolet (A208) CLK 200 Kompressor (208.444)	M 111.956	06.00 - 03.02	1998	B	120 kW	750	48
CLK Cabriolet (A208) CLK 200 Kompressor (208.445)	M 111.944	03.98 - 06.00	1998	B	141 kW	750	48
CLK Cabriolet (A208) CLK 230 Kompressor (208.447)	M 111.973	03.98 - 06.00	2295	B	142 kW	750	49
CLK Cabriolet (A208) CLK 230 Kompressor (208.447)	M 111.975	03.98 - 06.00	2295	B	142 kW	750	49
CLK Cabriolet (A208) CLK 230 Kompressor (208.448)	M 111.982	03.98 - 03.02	2295	B	145 kW	750	49
CLK Cabriolet (A209) CLK 200 CGI (209.343)	M 271.942	07.03 - 03.10	1796	B	125 kW	741	8
CLK Cabriolet (A209) CLK 200 Kompressor (209.441)	M 271.955	10.06 - 03.10	1796	B	135 kW	741	8
CLK Cabriolet (A209) CLK 200 Kompressor (209.442)	M 271.940	02.03 - 03.10	1796	B	120 kW	741	8
CLS (C218) CLS 220 BlueTEC / d (218.301)	OM 651.924	05.14 - 12.17	2143	D	120 kW	741	13
CLS (C218) CLS 220 BlueTEC / d (218.301)	OM 651.924	05.14 - 12.17	2143	D	125 kW	741	13
CLS (C218) CLS 220 BlueTEC / d (218.301)	OM 651.924	05.14 - 12.17	2143	D	130 kW	741	13
CLS (C218) CLS 250 BlueTEC / d 4-matic (218.397)	OM 651.924	05.14 - 12.17	2143	D	150 kW	741	13
CLS (C218) CLS 250 CDI / BlueTEC / d (218.303, 218.304)	OM 651.924	04.11 - 12.17	2143	D	150 kW	741	13
CLS Shooting Brake (X218) CLS 220 BlueTEC / d (218.901)	OM 651.924	05.14 - 12.17	2143	D	120 kW	741	13
CLS Shooting Brake (X218) CLS 220 BlueTEC / d (218.901)	OM 651.924	05.14 - 12.17	2143	D	125 kW	741	13
CLS Shooting Brake (X218) CLS 220 BlueTEC / d (218.901)	OM 651.924	05.14 - 12.17	2143	D	130 kW	741	13
CLS Shooting Brake (X218) CLS 250 BlueTEC / d 4-matic (218.997)	OM 651.924	05.14 - 12.17	2143	D	150 kW	741	13
CLS Shooting Brake (X218) CLS 250 CDI / BlueTEC / d (218.903, 218.904)	OM 651.924	10.12 - 12.17	2143	D	150 kW	741	13
E-CLASS (W124) E 200 (124.019)	M 111.940	06.93 - 07.95	1998	B	100 kW	750	48
E-CLASS (W124) E 200 D (124.120)	OM 601.912	06.93 - 12.95	1997	D	55 kW	742	18
E-CLASS (W124) E 220 (124.022)	M 111.960	06.93 - 06.95	2199	B	110 kW	750	48
E-CLASS (W124) E 250 D (124.126, 124.129)	OM 605.911	07.93 - 06.95	2497	D	83 kW	744	25
E-CLASS (W124) E 250 Turbo-D (124.128)	OM 602.962	02.93 - 06.96	2497	D	93 kW	743	21
E-CLASS (W124) E 280 (124.028)	M 104.942	06.93 - 06.95	2799	B	145 kW	750	47
E-CLASS (W124) E 280 (124.029)	M 104.942	06.93 - 06.95	2799	B	142 kW	750	47
E-CLASS (W124) E 300 4-matic (124.230)	M 103.985	06.93 - 06.95	2960	B	132 kW	747	34
E-CLASS (W124) E 300 D (124.131)	OM 606.910	07.93 - 06.95	2996	D	100 kW	745	27
E-CLASS (W124) E 300 Turbo-D (124.133)	OM 603.960	06.93 - 06.95	2996	D	108 kW	744	23
E-CLASS (W124) E 300 Turbo-D 4-matic (124.333)	OM 603.963	06.93 - 06.95	2996	D	108 kW	744	23
E-CLASS (W124) E 320 (124.032)	M 104.992	06.93 - 06.95	3199	B	162 kW	750	47
E-CLASS (W124) E 36 AMG	M 104.992 (AMG 3.6)	07.94 - 01.95	3606	B	200 kW	752	54
E-CLASS (W210) E 200 (210.035)	M 111.942	06.95 - 02.01	1998	B	100 kW	750	48
E-CLASS (W210) E 200 CDI (210.007)	OM 611.961	06.98 - 03.02	2148	D	75 kW	746	30
E-CLASS (W210) E 200 CDI (210.007)	OM 611.961	07.99 - 03.02	2148	D	85 kW	746	30
E-CLASS (W210) E 200 D (210.003)	OM 604.917	01.96 - 03.02	1997	D	65 kW	744	24
E-CLASS (W210) E 200 Kompressor (210.045)	M 111.947	06.97 - 03.02	1998	B	137 kW	750	48
E-CLASS (W210) E 200 Kompressor (210.048)	M 111.957	08.00 - 03.02	1998	B	120 kW	750	48
E-CLASS (W210) E 220 CDI (210.006)	OM 611.961	04.97 - 12.00	2148	D	92 kW	746	30
E-CLASS (W210) E 220 CDI (210.006)	OM 611.961	07.99 - 03.02	2148	D	105 kW	746	30
E-CLASS (W210) E 220 CDI (210.006)	OM 611.961	07.99 - 03.02	2148	D	100 kW	746	30
E-CLASS (W210) E 220 D (210.004)	OM 604.912	06.95 - 07.99	2155	D	70 kW	749	44
E-CLASS (W210) E 220 D	OM 604.912	05.96 - 03.02	2155	D	55 kW	749	44
E-CLASS (W210) E 230 (210.037)	M 111.970	06.95 - 08.98	2295	B	110 kW	750	49
E-CLASS (W210) E 250 D (210.010)	OM 605.912	06.95 - 07.99	2497	D	83 kW	744	25
E-CLASS (W210) E 250 Turbo-D (210.015)	OM 605.962	06.97 - 07.99	2497	D	110 kW	745	26
E-CLASS (W210) E 270 CDI (210.016)	OM 612.961	07.99 - 03.02	2685	D	120 kW	746	31
E-CLASS (W210) E 270 CDI (210.016)	OM 612.961	06.99 - 07.02	2685	D	125 kW	746	31
E-CLASS (W210) E 280 (210.053)	M 104.945	01.96 - 06.97	2799	B	142 kW	750	47
E-CLASS (W210) E 290 Turbo-D (210.017)	OM 602.982	03.96 - 07.00	2874	D	95 kW	749	41
E-CLASS (W210) E 300 D (210.020)	OM 606.912	06.95 - 06.97	2996	D	100 kW	745	27
E-CLASS (W210) E 300 Turbo-D (210.025)	OM 606.962	12.96 - 11.00	2996	D	130 kW	745	27
E-CLASS (W210) E 320 (210.055)	M 104.992	06.95 - 06.97	3199	B	162 kW	750	47
E-CLASS (W210) E 320 (210.055)	M 104.995	06.95 - 06.97	3199	B	162 kW	750	47
E-CLASS (W210) E 320 CDI (210.026)	OM 613.961	07.99 - 03.02	3226	D	145 kW	747	33
E-CLASS (W211) E 200 CDI (211.004)	OM 646.951	07.02 - 12.08	2148	D	75 kW	746	30
E-CLASS (W211) E 200 CDI (211.004)	OM 646.951	07.02 - 12.08	2148	D	90 kW	746	30
E-CLASS (W211) E 200 CDI (211.007)	OM 646.820	04.06 - 12.08	2148	D	100 kW	746	30
E-CLASS (W211) E 200 Kompressor (211.041)	M 271.956	04.06 - 12.08	1796	B	135 kW	741	8
E-CLASS (W211) E 200 Kompressor (211.042)	M 271.941	11.02 - 12.08	1796	B	120 kW	741	8
E-CLASS (W211) E 200 NGT (211.042)	M 271.941	03.04 - 12.08	1796	B/G	120 kW	741	8
E-CLASS (W211) E 220 CDI (211.006)	OM 646.961	03.02 - 12.08	2148	D	110 kW	746	30
E-CLASS (W211) E 220 CDI (211.006)	OM 646.961	03.02 - 12.08	2148	D	100 kW	746	30



MERCEDES-BENZ

							
E-CLASS (W211) E 220 CDI (211.008)	OM 646.821	04.06 - 12.08	2148	D	125 kW	746	30
E-CLASS (W211) E 220 CDI	OM 646.821	03.03 - 12.08	2148	D	120 kW	746	30
E-CLASS (W211) E 270 CDI (211.016)	OM 647.961	03.02 - 12.08	2685	D	130 kW	746	31
E-CLASS (W211) E 270 CDI (211.016)	OM 647.961	03.02 - 12.08	2685	D	120 kW	746	31
E-CLASS (W211) E 280 CDI (211.023)	OM 648.961	05.04 - 12.08	3222	D	130 kW	747	33
E-CLASS (W211) E 320 CDI (211.026)	OM 648.961	11.02 - 12.08	3222	D	150 kW	747	33
E-CLASS (W212) E 180 (212.040)	M 274.910	08.13 - 12.15	1595	B	115 kW	741	11
E-CLASS (W212) E 200 CDI / BlueTEC (212.005, 212.006)	OM 651.925	01.09 - 05.16	2143	D	100 kW	741	13
E-CLASS (W212) E 200 CGI (212.048, 212.148)	M 271.820	08.09 - 12.15	1796	B	135 kW	741	8
E-CLASS (W212) E 200 CGI (212.048, 212.148)	M 271.860	08.09 - 12.15	1796	B	135 kW	741	8
E-CLASS (W212) E 200 NGT (212.041)	M 271.958	03.11 - 12.15	1796	B/G	120 kW	741	8
E-CLASS (W212) E 220 BlueTEC (212.001)	OM 651.924	05.14 - 12.15	2143	D	130 kW	741	13
E-CLASS (W212) E 220 BlueTEC 4-matic (212.011)	OM 651.924	01.15 - 12.15	2143	D	125 kW	741	13
E-CLASS (W212) E 220 CDI / BlueTEC (212.001, 212.002)	OM 651.924	01.09 - 12.16	2143	D	125 kW	741	13
E-CLASS (W212) E 220 CDI	OM 651.924	01.09 - 12.15	2143	D	120 kW	741	13
E-CLASS (W212) E 250 CDI / BlueTEC (212.003, 212.004)	OM 651.924	01.09 - 12.16	2143	D	150 kW	741	13
E-CLASS (W212) E 250 CDI / BlueTEC (212.004)	OM 651.924	01.14 - 12.15	2143	D	145 kW	741	13
E-CLASS (W212) E 250 CDI / BlueTEC 4-matic (212.082, 212.097)	OM 651.924	01.11 - 12.15	2143	D	150 kW	741	13
E-CLASS (W212) E 250 CDI / BlueTEC 4-matic (212.097)	OM 651.924	07.14 - 12.15	2143	D	145 kW	741	13
E-CLASS (W212) E 250 CGI (212.047, 212.147)	M 271.860	01.09 - 12.15	1796	B	150 kW	741	8
E-CLASS (W212) E 300 Hybrid / BlueTEC Hybrid (212.098)	OM 651.924	12.11 - 12.16	2143	D/E	150 kW	741	13
E-CLASS (W213) E 180 (213.040)	M 274.910	01.17	1595	B	115 kW	741	11
E-CLASS 123 Stufenheck (W123) 200 (123.020)	M 115.938	02.76 - 08.80	1988	B	69 kW	742	17
E-CLASS 123 Stufenheck (W123) 200 (123.020)	M 115.939	02.76 - 08.80	1988	B	69 kW	742	17
E-CLASS 123 Stufenheck (W123) 200 (123.220)	M 102.920	06.80 - 11.85	1997	B	80 kW	747	37
E-CLASS 123 Stufenheck (W123) 200 D (123.120)	OM 615.940	07.76 - 02.79	1988	D	40 kW	746	29
E-CLASS 123 Stufenheck (W123) 200 D	OM 615.940	03.79 - 11.85	1988	D	44 kW	746	29
E-CLASS 123 Stufenheck (W123) 200	M 102.939	06.80 - 11.85	1997	B	74 kW	747	37
E-CLASS 123 Stufenheck (W123) 200	M 115.938	02.76 - 08.80	1988	B	62 kW	742	17
E-CLASS 123 Stufenheck (W123) 200	M 115.939	02.76 - 08.80	1988	B	62 kW	742	17
E-CLASS 123 Stufenheck (W123) 220 D (123.126)	OM 615.941	01.76 - 02.79	2197	D	44 kW	746	29
E-CLASS 123 Stufenheck (W123) 220 D	OM 615.941	01.77 - 03.79	2197	D	49 kW	746	29
E-CLASS 123 Stufenheck (W123) 230 (123.023)	M 115.954	02.76 - 07.81	2307	B	80 kW	753	59
E-CLASS 123 Stufenheck (W123) 230 E (123.223)	M 102.980	04.80 - 12.85	2299	B	100 kW	753	61
E-CLASS 123 Stufenheck (W123) 240 D (123.123)	OM 616.912	03.79 - 11.85	2399	D	53 kW	751	50
E-CLASS 123 Stufenheck (W123) 240 D (123.123)	OM 616.912	02.76 - 02.79	2399	D	48 kW	751	50
E-CLASS 123 Stufenheck (W123) 300 D (123.130)	OM 617.912	02.76 - 07.80	3005	D	59 kW	753	57
E-CLASS 123 Stufenheck (W123) 300 D (123.130)	OM 617.912	03.79 - 11.85	3005	D	65 kW	753	57
E-CLASS 123 Stufenheck (W123) 300 Turbo-D (123.133)	OM 617.952	08.81 - 12.85	2998	D	92 kW	751	53
E-CLASS 123 T-Model (S123) 200 T (123.280)	M 102.939	11.80 - 11.85	1997	B	74 kW	747	37
E-CLASS 123 T-Model (S123) 200 T	M 102.920	11.80 - 11.85	1997	B	80 kW	747	37
E-CLASS 123 T-Model (S123) 230 T (123.083)	M 115.954	09.77 - 03.80	2307	B	80 kW	753	59
E-CLASS 123 T-Model (S123) 230 TE (123.283)	M 102.980	04.80 - 11.85	2299	B	100 kW	753	61
E-CLASS 123 T-Model (S123) 240 T D (123.183)	OM 616.912	03.79 - 12.85	2399	D	53 kW	751	50
E-CLASS 123 T-Model (S123) 240 T D	OM 616.912	09.77 - 02.79	2399	D	48 kW	751	50
E-CLASS 123 T-Model (S123) 300 T D (123.190)	OM 617.912	09.77 - 10.85	3005	D	59 kW	753	57
E-CLASS 123 T-Model (S123) 300 T D (123.190)	OM 617.912	03.79 - 12.86	3005	D	65 kW	753	57
E-CLASS 123 T-Model (S123) 300 T Turbo-D (123.193)	OM 617.952	10.80 - 11.85	2998	D	92 kW	751	53
E-CLASS 124 Stufenheck (W124) 200 (124.020)	M 102.922	01.86 - 05.90	1996	B	75 kW	747	36
E-CLASS 124 Stufenheck (W124) 200 (124.020)	M 102.922	12.85 - 05.90	1996	B	80 kW	747	36
E-CLASS 124 Stufenheck (W124) 200 D (124.120)	OM 601.912	12.84 - 08.89	1997	D	53 kW	742	18
E-CLASS 124 Stufenheck (W124) 200 D (124.120)	OM 601.912	08.89 - 06.93	1997	D	55 kW	742	18
E-CLASS 124 Stufenheck (W124) 200 E (124.019)	M 111.940	03.92 - 06.93	1998	B	100 kW	750	48
E-CLASS 124 Stufenheck (W124) 200 E (124.021)	M 102.963	09.88 - 08.93	1996	B	87 kW	747	36
E-CLASS 124 Stufenheck (W124) 200 E (124.021)	M 102.963	09.88 - 12.89	1996	B	90 kW	747	36
E-CLASS 124 Stufenheck (W124) 200 E	M 102.922	11.92 - 05.93	1996	B	77 kW	747	36
E-CLASS 124 Stufenheck (W124) 200	M 102.922	01.86 - 10.92	1996	B	77 kW	747	36
E-CLASS 124 Stufenheck (W124) 220 E (124.022)	M 111.960	10.92 - 06.93	2199	B	110 kW	750	48
E-CLASS 124 Stufenheck (W124) 230 E (124.023)	M 102.982	12.84 - 06.93	2299	B	97 kW	753	60
E-CLASS 124 Stufenheck (W124) 230 E (124.023)	M 102.982	01.85 - 06.93	2299	B	100 kW	753	60
E-CLASS 124 Stufenheck (W124) 230 E Cat (124.023)	M 102.982	06.89 - 06.93	2299	B	97 kW	753	60
E-CLASS 124 Stufenheck (W124) 250 D (124.125)	OM 602.912	04.85 - 06.93	2497	D	66 kW	743	20








			ccm		kw		1 POS
E-CLASS 124 Stufenheck (W124) 250 D (124.125)	OM 602.912	03.85 - 06.93	2497	D	69 kW	743	20
E-CLASS 124 Stufenheck (W124) 250 Turbo-D (124.128)	OM 602.962	09.88 - 06.93	2497	D	93 kW	743	21
E-CLASS 124 Stufenheck (W124) 260 E (124.026)	M 103.940	05.85 - 12.92	2597	B	118 kW	741	9
E-CLASS 124 Stufenheck (W124) 260 E (124.026)	M 103.940	09.85 - 10.92	2597	B	122 kW	741	9
E-CLASS 124 Stufenheck (W124) 260 E 4-matic (124.226)	M 103.940	12.86 - 12.89	2597	B	122 kW	741	9
E-CLASS 124 Stufenheck (W124) 260 E 4-matic (124.226)	M 103.943	09.86 - 08.92	2597	B	118 kW	741	9
E-CLASS 124 Stufenheck (W124) 280 E (124.028)	M 104.942	10.92 - 06.93	2799	B	145 kW	750	47
E-CLASS 124 Stufenheck (W124) 300 D (124.130)	OM 603.912	12.84 - 08.89	2996	D	80 kW	744	22
E-CLASS 124 Stufenheck (W124) 300 D (124.130)	OM 603.912	06.90 - 06.93	2996	D	81 kW	744	22
E-CLASS 124 Stufenheck (W124) 300 D (124.130)	OM 603.912	08.89 - 06.93	2996	D	83 kW	744	22
E-CLASS 124 Stufenheck (W124) 300 D 4-matic (124.330)	OM 603.913	09.86 - 08.92	2996	D	80 kW	744	22
E-CLASS 124 Stufenheck (W124) 300 D 4-matic (124.330)	OM 603.913	08.89 - 06.93	2996	D	83 kW	744	22
E-CLASS 124 Stufenheck (W124) 300 D	OM 602.962	09.89 - 06.93	2497	D	90 kW	743	21
E-CLASS 124 Stufenheck (W124) 300 E (124.030)	M 103.983	01.85 - 08.93	2960	B	132 kW	747	34
E-CLASS 124 Stufenheck (W124) 300 E 4-matic (124.230)	M 103.985	09.86 - 06.93	2960	B	132 kW	747	34
E-CLASS 124 Stufenheck (W124) 300 E 4-matic	M 103.983	09.86 - 02.92	2960	B	138 kW	747	34
E-CLASS 124 Stufenheck (W124) 300 E-24 (124.031)	M 104.980	09.88 - 06.93	2960	B	162 kW	747	34
E-CLASS 124 Stufenheck (W124) 300 E-24 (124.031)	M 104.980	09.88 - 08.92	2960	B	170 kW	747	34
E-CLASS 124 Stufenheck (W124) 300 E	M 103.980	01.85 - 12.85	2960	B	138 kW	747	34
E-CLASS 124 Stufenheck (W124) 300 E	M 103.983	06.85 - 08.92	2960	B	138 kW	747	34
E-CLASS 124 Stufenheck (W124) 300 Turbo-D (124.133)	OM 603.960	08.86 - 06.93	2996	D	108 kW	744	23
E-CLASS 124 Stufenheck (W124) 300 Turbo-D (124.133)	OM 603.960	09.86 - 09.88	2996	D	105 kW	744	23
E-CLASS 124 Stufenheck (W124) 300 Turbo-D (124.133)	OM 603.963	09.86 - 09.88	2996	D	105 kW	744	23
E-CLASS 124 Stufenheck (W124) 300 Turbo-D 4-matic (124.333)	OM 603.960	09.86 - 09.88	2996	D	105 kW	744	23
E-CLASS 124 Stufenheck (W124) 300 Turbo-D 4-matic (124.333)	OM 603.963	09.86 - 09.88	2996	D	105 kW	744	23
E-CLASS 124 Stufenheck (W124) 300 Turbo-D 4-matic (124.333)	OM 603.963	01.88 - 06.93	2996	D	108 kW	744	23
E-CLASS 124 Stufenheck (W124) 320 E (124.032)	M 104.992	10.92 - 06.93	3199	B	162 kW	750	47
E-CLASS 124 T-Model (S124) 200 E	M 102.922	11.92 - 05.93	1996	B	77 kW	747	36
E-CLASS 124 T-Model (S124) 200 T (124.080)	M 102.922	01.86 - 05.90	1996	B	77 kW	747	36
E-CLASS 124 T-Model (S124) 200 T (124.080)	M 102.922	09.85 - 08.89	1996	B	80 kW	747	36
E-CLASS 124 T-Model (S124) 200 T D (124.180)	OM 601.912	09.85 - 08.91	1997	D	53 kW	742	18
E-CLASS 124 T-Model (S124) 200 T D (124.180)	OM 601.912	09.88 - 08.91	1997	D	55 kW	742	18
E-CLASS 124 T-Model (S124) 200 TE (124.079)	M 111.940	05.86 - 06.93	1998	B	100 kW	750	48
E-CLASS 124 T-Model (S124) 200 TE (124.081)	M 102.963	09.88 - 08.92	1996	B	87 kW	747	36
E-CLASS 124 T-Model (S124) 200 TE	M 102.962	09.88 - 10.92	1996	B	90 kW	747	36
E-CLASS 124 T-Model (S124) 200 TE	M 102.963	09.88 - 10.92	1996	B	90 kW	747	36
E-CLASS 124 T-Model (S124) 220 TE (124.082)	M 111.960	10.92 - 05.93	2199	B	110 kW	750	48
E-CLASS 124 T-Model (S124) 230 TE (124.083)	M 102.982	09.85 - 08.92	2299	B	100 kW	753	60
E-CLASS 124 T-Model (S124) 230 TE (124.083)	M 102.982	09.85 - 08.92	2299	B	97 kW	753	60
E-CLASS 124 T-Model (S124) 230 TE Cat (124.083)	M 102.982	06.89 - 08.92	2299	B	97 kW	753	60
E-CLASS 124 T-Model (S124) 250 T D (124.185)	OM 602.912	09.85 - 06.93	2497	D	66 kW	743	20
E-CLASS 124 T-Model (S124) 250 T D (124.185)	OM 602.912	01.89 - 06.93	2497	D	69 kW	743	20
E-CLASS 124 T-Model (S124) 250 TD Turbo (124.188)	OM 602.962	03.88 - 07.93	2497	D	93 kW	743	21
E-CLASS 124 T-Model (S124) 260 TE FGST.	M 103.940	01.86 - 12.93	2597	B	118 kW	741	9
E-CLASS 124 T-Model (S124) 260 TE FGST.	M 103.940	09.85 - 12.89	2597	B	122 kW	741	9
E-CLASS 124 T-Model (S124) 280 TE (124.088)	M 104.942	10.92 - 06.93	2799	B	145 kW	750	47
E-CLASS 124 T-Model (S124) 300 T D (124.190)	OM 603.912	09.86 - 06.93	2996	D	80 kW	744	22
E-CLASS 124 T-Model (S124) 300 T D (124.190)	OM 603.912	01.89 - 06.93	2996	D	81 kW	744	22
E-CLASS 124 T-Model (S124) 300 T D (124.190)	OM 603.912	04.87 - 06.93	2996	D	83 kW	744	22
E-CLASS 124 T-Model (S124) 300 T Turbo-D (124.193)	OM 603.960	09.86 - 06.93	2996	D	108 kW	744	23
E-CLASS 124 T-Model (S124) 300 T Turbo-D 4-matic (124.393)	OM 603.960	01.89 - 06.93	2996	D	108 kW	744	23
E-CLASS 124 T-Model (S124) 300 T Turbo-D 4-matic (124.393)	OM 603.963	09.86 - 01.89	2996	D	105 kW	744	23
E-CLASS 124 T-Model (S124) 300 T Turbo-D 4-matic (124.393)	OM 603.963	01.89 - 06.93	2996	D	108 kW	744	23
E-CLASS 124 T-Model (S124) 300 T Turbo-D	OM 603.960	09.86 - 01.89	2996	D	105 kW	744	23
E-CLASS 124 T-Model (S124) 300 T Turbo-D	OM 603.963	09.86 - 01.89	2996	D	105 kW	744	23
E-CLASS 124 T-Model (S124) 300 TD T	OM 603.960	06.92 - 05.93	2996	D	100 kW	744	23
E-CLASS 124 T-Model (S124) 300 TE (124.090)	M 103.983	01.86 - 12.92	2960	B	132 kW	747	34
E-CLASS 124 T-Model (S124) 300 TE (124.090)	M 103.983	01.86 - 12.89	2960	B	138 kW	747	34
E-CLASS 124 T-Model (S124) 300 TE 4-matic (124.290)	M 103.983	09.86 - 12.89	2960	B	138 kW	747	34
E-CLASS 124 T-Model (S124) 300 TE 4-matic (124.290)	M 103.985	09.86 - 06.93	2960	B	132 kW	747	34
E-CLASS 124 T-Model (S124) 300 TE-24 (124.091)	M 104.980	09.89 - 08.92	2960	B	162 kW	747	34
E-CLASS 124 T-Model (S124) 300 TE-24 (124.091)	M 104.980	09.89 - 08.92	2960	B	170 kW	747	34



MERCEDES-BENZ

E-CLASS 124 T-Model (S124) 320 TE (124.092)	M 104.992	10.92 - 06.93	3199	B	162 kW	750	47
E-CLASS Cabriolet (A124) E 200 (124.060)	M 111.940	06.93 - 03.98	1998	B	100 kW	750	48
E-CLASS Cabriolet (A124) E 220 (124.062)	M 111.960	06.93 - 03.98	2199	B	110 kW	750	48
E-CLASS Cabriolet (A124) E 320 (124.066)	M 104.992	06.93 - 03.98	3199	B	162 kW	750	47
E-CLASS Cabriolet (A124) E 320 (124.066)	M 104.995	06.93 - 03.98	3199	B	162 kW	750	47
E-CLASS Cabriolet (A124) E 36 AMG (124.066)	M 104.992 (AMG 3.6)	05.94 - 03.98	3606	B	200 kW	752	54
E-CLASS Cabriolet (A207) E 200 CGI (207.448)	M 271.820	01.10 - 12.16	1796	B	135 kW	741	8
E-CLASS Cabriolet (A207) E 200 CGI (207.448)	M 271.860	01.10 - 12.16	1796	B	135 kW	741	8
E-CLASS Cabriolet (A207) E 220 BlueTEC (207.401)	OM 651.911	05.14 - 12.16	2143	D	130 kW	741	13
E-CLASS Cabriolet (A207) E 220 CDI (207.402)	OM 651.911	02.10 - 12.16	2143	D	120 kW	741	13
E-CLASS Cabriolet (A207) E 220 CDI / BlueTEC / d (207.402, 207.401)	OM 651.911	01.10 - 12.16	2143	D	125 kW	741	13
E-CLASS Cabriolet (A207) E 250 CDI / BlueTEC / d (207.403, 207.404)	OM 651.911	01.10 - 12.16	2143	D	150 kW	741	13
E-CLASS Cabriolet (A207) E 250 CGI (207.447)	M 271.860	01.10 - 12.16	1796	B	150 kW	741	8
E-CLASS Coupe (C124) E 200 (124.040)	M 111.940	06.93 - 06.97	1998	B	100 kW	750	48
E-CLASS Coupe (C124) E 220 (124.042)	M 111.960	06.93 - 06.97	2199	B	110 kW	750	48
E-CLASS Coupe (C124) E 320 (124.052)	M 104.992	06.93 - 06.97	3199	B	162 kW	750	47
E-CLASS Coupe (C124) E 36 AMG (124.052)	M 104.992 (AMG 3.6)	05.94 - 06.97	3606	B	200 kW	752	54
E-CLASS Coupe (C207) E 200 CGI (207.348)	M 271.820	01.09 - 12.16	1796	B	135 kW	741	8
E-CLASS Coupe (C207) E 200 CGI (207.348)	M 271.860	01.09 - 12.16	1796	B	135 kW	741	8
E-CLASS Coupe (C207) E 220 BlueTEC (207.301)	OM 651.911	05.14 - 12.16	2143	D	130 kW	741	13
E-CLASS Coupe (C207) E 220 CDI (207.302)	OM 651.911	02.10 - 12.14	2143	D	120 kW	741	13
E-CLASS Coupe (C207) E 220 CDI / d (207.302, 207.301)	OM 651.911	01.10 - 12.16	2143	D	125 kW	741	13
E-CLASS Coupe (C207) E 250 CDI / BlueTEC / d (207.303, 207.304)	OM 651.911	01.09 - 12.16	2143	D	150 kW	741	13
E-CLASS Coupe (C207) E 250 CGI (207.347)	M 271.860	01.09 - 12.16	1796	B	150 kW	741	8
E-CLASS Pritsche/Fahrgestell (VF210) E 220 CDI (210.606)	OM 611.961	07.99 - 12.02	2148	D	105 kW	746	30
E-CLASS Pritsche/Fahrgestell (VF210) E 250 d (210.610)	OM 605.912	06.96 - 06.98	2497	D	83 kW	744	25
E-CLASS Pritsche/Fahrgestell (VF210) E 270 CDI (210.616)	OM 612.961	07.99 - 12.02	2685	D	125 kW	746	31
E-CLASS Pritsche/Fahrgestell (VF210) E 290 TD (210.617)	OM 602.982	07.96 - 07.99	2874	D	95 kW	749	41
E-CLASS Pritsche/Fahrgestell (VF211) E 220 CDI (211.606)	OM 646.961	10.03 - 07.06	2148	D	110 kW	746	30
E-CLASS Pritsche/Fahrgestell (VF211) E 220 CDI (211.608)	OM 646.821	04.06 - 07.09	2148	D	125 kW	746	30
E-CLASS Pritsche/Fahrgestell (VF211) E 270 CDI (211.616)	OM 647.961	03.03 - 07.09	2685	D	120 kW	746	31
E-CLASS Pritsche/Fahrgestell (VF211) E 270 CDI (211.616)	OM 647.961	10.03 - 07.05	2685	D	130 kW	746	31
E-CLASS T-Model (S124) E 200 T (124.079)	M 111.940	06.93 - 06.96	1998	B	100 kW	750	48
E-CLASS T-Model (S124) E 220 T (124.082)	M 111.960	06.93 - 06.96	2199	B	110 kW	750	48
E-CLASS T-Model (S124) E 250 TD (124.186)	OM 605.911	06.93 - 06.96	2497	D	83 kW	744	25
E-CLASS T-Model (S124) E 250 Turbo D	OM 602.962	06.93 - 06.96	2497	D	93 kW	743	21
E-CLASS T-Model (S124) E 280 T (124.088)	M 104.942	06.93 - 06.96	2799	B	145 kW	750	47
E-CLASS T-Model (S124) E 280 T (124.088)	M 104.942	06.93 - 06.96	2799	B	142 kW	750	47
E-CLASS T-Model (S124) E 300 T 4-matic (124.290)	M 103.985	06.93 - 06.96	2960	B	132 kW	747	34
E-CLASS T-Model (S124) E 300 T Turbo-D (124.193)	OM 603.960	06.93 - 06.96	2996	D	108 kW	744	23
E-CLASS T-Model (S124) E 300 T Turbo-D 4-matic (124.393)	OM 603.963	06.93 - 06.96	2996	D	108 kW	744	23
E-CLASS T-Model (S124) E 300 TD (124.190)	OM 603.912	06.93 - 06.96	2996	D	80 kW	744	22
E-CLASS T-Model (S124) E 300 TD (124.191)	OM 606.910	06.93 - 06.96	2996	D	100 kW	745	27
E-CLASS T-Model (S124) E 320 T (124.092)	M 104.992	06.93 - 06.96	3199	B	162 kW	750	47
E-CLASS T-Model (S124) E 36 T AMG (124.092)	M 104.992 (AMG 3.6)	05.94 - 06.96	3606	B	200 kW	752	54
E-CLASS T-Model (S210) E 200 T (210.235)	M 111.942	06.96 - 08.00	1998	B	100 kW	750	48
E-CLASS T-Model (S210) E 200 T Kompressor (210.245)	M 111.947	06.97 - 03.03	1998	B	137 kW	750	48
E-CLASS T-Model (S210) E 200 T Kompressor (210.248)	M 111.957	08.00 - 03.03	1998	B	120 kW	750	48
E-CLASS T-Model (S210) E 220 T CDI (210.206)	OM 611.961	06.98 - 12.00	2148	D	92 kW	746	30
E-CLASS T-Model (S210) E 220 T CDI (210.206)	OM 611.961	07.99 - 03.03	2148	D	105 kW	746	30
E-CLASS T-Model (S210) E 220 T CDI (210.206)	OM 611.961	05.99 - 03.03	2148	D	100 kW	746	30
E-CLASS T-Model (S210) E 230 T (210.237)	M 111.970	06.96 - 06.97	2295	B	110 kW	750	49
E-CLASS T-Model (S210) E 250 T D (210.210)	OM 605.912	06.96 - 07.99	2497	D	83 kW	744	25
E-CLASS T-Model (S210) E 250 T Turbo-D (210.215)	OM 605.962	06.97 - 07.99	2497	D	110 kW	745	26
E-CLASS T-Model (S210) E 270 T CDI (210.216)	OM 612.961	07.99 - 03.03	2685	D	125 kW	746	31
E-CLASS T-Model (S210) E 270 T CDI	OM 612.961	02.00 - 03.03	2685	D	120 kW	746	31
E-CLASS T-Model (S210) E 290 T Turbo-D (210.217)	OM 602.982	06.96 - 07.99	2874	D	95 kW	749	41
E-CLASS T-Model (S210) E 300 T Turbo-D (210.225)	OM 606.962	12.96 - 07.99	2996	D	130 kW	745	27
E-CLASS T-Model (S210) E 320 T CDI (210.226)	OM 613.961	07.99 - 03.03	3226	D	145 kW	747	33
E-CLASS T-Model (S211) E 200 CDI (211.207)	OM 646.821	04.06 - 07.09	2148	D	100 kW	746	30
E-CLASS T-Model (S211) E 200 Kompressor (211.241)	M 271.956	04.06 - 07.09	1796	B	135 kW	741	8
E-CLASS T-Model (S211) E 200 T Kompressor (211.242)	M 271.941	03.03 - 07.09	1796	B	120 kW	741	8








			ccm		kw		1 POS
E-CLASS T-Model (S211) E 220 CDI (211.206)	OM 646.961	03.03 - 07.09	2148	D	100 kW	746	30
E-CLASS T-Model (S211) E 220 T CDI (211.206)	OM 646.961	03.03 - 07.09	2148	D	110 kW	746	30
E-CLASS T-Model (S211) E 220 T CDI (211.208)	OM 646.821	04.06 - 07.09	2148	D	125 kW	746	30
E-CLASS T-Model (S211) E 220 T CDI	OM 646.821	03.03 - 07.09	2148	D	120 kW	746	30
E-CLASS T-Model (S211) E 270 T CDI (211.216)	OM 647.961	03.03 - 07.09	2685	D	130 kW	746	31
E-CLASS T-Model (S211) E 270 T CDI (211.216)	OM 647.961	03.03 - 07.09	2685	D	120 kW	746	31
E-CLASS T-Model (S211) E 280 T CDI (211.223)	OM 648.961	05.04 - 07.09	3222	D	130 kW	747	33
E-CLASS T-Model (S211) E 320 T CDI (211.226)	OM 648.961	03.03 - 07.09	3222	D	150 kW	747	33
E-CLASS T-Model (S212) E 200 CDI / BlueTEC (212.205, 212.206)	OM 651.925	11.09 - 12.16	2143	D	100 kW	741	13
E-CLASS T-Model (S212) E 200 CGI (212.248)	M 271.860	11.09 - 12.16	1796	B	135 kW	741	8
E-CLASS T-Model (S212) E 220 BlueTEC 4-matic (212.211)	OM 651.924	12.14 - 12.16	2143	D	125 kW	741	13
E-CLASS T-Model (S212) E 220 BlueTEC	OM 651.924	05.15 - 12.16	2143	D	130 kW	741	13
E-CLASS T-Model (S212) E 220 CDI (212.202)	OM 651.924	08.09 - 08.14	2143	D	120 kW	741	13
E-CLASS T-Model (S212) E 220 CDI / BlueTEC (212.202, 212.201)	OM 651.924	11.09 - 12.16	2143	D	125 kW	741	13
E-CLASS T-Model (S212) E 250 CDI / BlueTEC (212.203, 212.204)	OM 651.924	11.09 - 12.16	2143	D	150 kW	741	13
E-CLASS T-Model (S212) E 250 CDI / BlueTEC 4-matic (212.282, 212.297)	OM 651.924	07.10 - 12.16	2143	D	150 kW	741	13
E-CLASS T-Model (S212) E 250 CGI (212.247)	M 271.860	11.09 - 12.13	1796	B	150 kW	741	8
E-CLASS T-Model (S212) E 300 Hybrid / BlueTEC Hybrid (212.298)	OM 651.924	12.11 - 12.16	2143	E	150 kW	741	13
G-CLASS (W460) 200 G	M 102.964	07.82 - 08.89	1997	B	80 kW	747	36
G-CLASS (W460) 230 G (460,2)	M 115.973	03.79 - 07.93	2307	B	66 kW	753	59
G-CLASS (W460) 230 G (460,2)	M 115.973	02.80 - 07.87	2307	B	75 kW	753	59
G-CLASS (W460) 230 GE (460,2)	M 102.979	05.87 - 08.92	2299	B	90 kW	753	60
G-CLASS (W460) 230 GE (460,2)	M 102.981	04.82 - 08.92	2299	B	92 kW	753	60
G-CLASS (W460) 230 GE (460,2)	M 102.987	05.87 - 08.92	2299	B	90 kW	753	60
G-CLASS (W460) 230 GE (460,2)	M 102.987	04.82 - 08.92	2299	B	92 kW	753	60
G-CLASS (W460) 230 GE (460,2)	M 102.989	04.82 - 08.92	2298	B	92 kW	753	60
G-CLASS (W460) 240 GD (460,3)	OM 616.936	03.79 - 08.87	2399	D	53 kW	751	50
G-CLASS (W460) 250 GD (460,3)	OM 602.930	10.87 - 12.92	2497	D	62 kW	743	20
G-CLASS (W460) 250 GD (460,3)	OM 602.930	12.88 - 08.92	2497	D	68 kW	743	20
G-CLASS (W460) 300 GD (460,3)	OM 617.931	12.79 - 12.91	2998	D	65 kW	751	52
G-CLASS (W461) 230 GE (461)	M 102.996	06.93 - 07.00	2299	B	92 kW	753	60
G-CLASS (W461) 230 GE (461)	M 102.997	06.93 - 07.00	2299	B	92 kW	753	60
G-CLASS (W461) 230 GE (461.238, 461.239)	M 102.979	09.89 - 07.96	2299	B	90 kW	753	60
G-CLASS (W461) 250 GD (461)	OM 602.939	02.90 - 05.93	2497	D	68 kW	743	20
G-CLASS (W461) 290 GD/G 290 D (461.337, 461.338)	OM 602.942	06.93 - 07.00	2874	D	70 kW	748	40
G-CLASS (W461) G 270 CDI	OM 612.966	01.03	2685	D	115 kW	746	31
G-CLASS (W461) G 290 TD (461.335, 461.336)	OM 602.983	07.97	2874	D	88 kW	749	41
G-CLASS (W463) 200 GE (463.220)	M 102.965	01.90 - 07.93	1996	B	85 kW	747	36
G-CLASS (W463) 230 GE (463.224, 463.225)	M 102.989	06.90 - 06.93	2298	B	93 kW	753	60
G-CLASS (W463) 250 GD (463.324, 463.325)	OM 602.931	06.90 - 10.92	2497	D	69 kW	743	20
G-CLASS (W463) 300 GD (463.327, 463.328)	OM 603.931	09.89 - 08.93	2996	D	83 kW	744	22
G-CLASS (W463) 300 GE (463.227, 463.228)	M 103.987	06.90 - 08.97	2960	B	128 kW	747	34
G-CLASS (W463) 300 GE (463.227, 463.228)	M 103.987	09.89 - 08.93	2960	B	125 kW	747	34
G-CLASS (W463) 350 Turbo GD (463.320, 463.321)	OM 603.972	09.91 - 08.96	3449	D	100 kW	749	43
G-CLASS (W463) G 270 CDI (463.322, 463.323)	OM 612.965	10.01 - 07.03	2685	D	115 kW	746	31
G-CLASS (W463) G 300 (463.228, 463.227)	M 103.987	06.93 - 08.97	2960	B	125 kW	747	34
G-CLASS (W463) G 300 Diesel (463.327, 463.328)	OM 603.931	09.93 - 08.94	2996	D	83 kW	744	22
G-CLASS (W463) G 300 TD (463.330, 463.331)	OM 606.964	08.96 - 07.00	2996	D	130 kW	745	27
G-CLASS (W463) G 320 (463.230, 463.231)	M 104.996	09.94 - 12.97	3199	B	155 kW	750	47
G-CLASS (W463) G 320 CDI (463.321)	OM 603.972	09.96 - 08.99	3449	D	100 kW	749	43
G-CLASS Cabrio (W460) 200 GE (460.216)	M 102.964	07.82 - 08.89	1997	B	80 kW	747	36
G-CLASS Cabrio (W460) 230 G (460.210, 460.241)	M 115.973	02.80 - 07.87	2307	B	66 kW	753	59
G-CLASS Cabrio (W460) 230 GE (460.218, 460.249)	M 102.981	07.82 - 05.93	2299	B	92 kW	753	60
G-CLASS Cabrio (W460) 230 GE (460.218, 460.249)	M 102.987	08.86 - 05.93	2299	B	90 kW	753	60
G-CLASS Cabrio (W460) 230 GE (460.218, 460.249)	M 102.998	08.86 - 05.93	2299	B	90 kW	753	60
G-CLASS Cabrio (W460) 240 GD (460.310, 460.341)	OM 616.936	03.79 - 08.89	2399	D	53 kW	751	50
G-CLASS Cabrio (W460) 240 GD (460.310, 460.341)	OM 616.938	03.79 - 08.89	2399	D	53 kW	751	50
G-CLASS Cabrio (W460) 250 GD (460.317)	OM 602.930	10.87 - 10.91	2497	D	62 kW	743	20
G-CLASS Cabrio (W460) 300 GD (460.312, 460.343)	OM 617.931	11.79 - 08.89	2998	D	65 kW	751	52
G-CLASS Cabrio (W460) 300 GD (460.312, 460.343)	OM 617.932	11.79 - 08.89	2998	D	65 kW	751	52
G-CLASS Cabrio (W463) 200 GE (463.200)	M 102.965	01.90 - 07.93	1996	B	80 kW	747	36
G-CLASS Cabrio (W463) 200 GE (463.200)	M 102.965	01.90 - 07.93	1996	B	85 kW	747	36



MERCEDES-BENZ

G-CLASS Cabrio (W463) 230 GE (463.204)	M 102.989	06.90 - 02.93	2298	B	93 kW	753	60
G-CLASS Cabrio (W463) 300 GD (463.307)	OM 603.931	09.89 - 08.93	2996	D	83 kW	744	22
G-CLASS Cabrio (W463) 300 GE (463.207)	M 103.987	09.89 - 09.97	2960	B	125 kW	747	34
G-CLASS Cabrio (W463) 320 GE (463.208)	M 104.996	09.94 - 11.97	3199	B	155 kW	750	47
G-CLASS Cabrio (W463) 350 G Turbo-D (463.300)	OM 603.972	09.91 - 09.97	3449	D	100 kW	749	43
G-CLASS Cabrio (W463) G 300 Diesel (463.307)	OM 603.931	09.93 - 08.94	2996	D	83 kW	744	22
G-CLASS Cabrio (W463) G 300 TD (463.308)	OM 606.964	09.96 - 07.00	2996	D	130 kW	745	27
G-CLASS Cabrio (W463) G 320 CDI (463.320)	OM 603.972	09.96 - 08.99	3449	D	100 kW	749	43
G-CLASS Pritsche/Fahrgestell (W461) 290 GD 4-matic (461.323, 461.329)	OM 602.942	11.91 - 07.01	2874	D	70 kW	748	40
G-CLASS Pritsche/Fahrgestell (W461) 290 GD 4-matic (461.323, 461.329)	OM 602.947	11.91 - 07.01	2874	D	70 kW	748	40
GLA-CLASS (X156) GLA 180 (156.942)	M 270.910	02.15	1595	B	90 kW	741	11
GLA-CLASS (X156) GLA 180 CDI / d (156.912)	OM 607.951 (K9K)	07.14	1461	D	80 kW	740	4
GLA-CLASS (X156) GLA 200 (156.943)	M 270.910	12.13	1595	B	115 kW	741	11
GLA-CLASS (X156) GLA 200 (156.943)	M 270.910	07.18	1595	B	110 kW	741	11
GLA-CLASS (X156) GLA 200 CDI / d (156.908)	OM 651.930	12.13	2143	D	100 kW	741	13
GLA-CLASS (X156) GLA 200 CDI 4-matic (156.902)	OM 651.930	12.13	2143	D	100 kW	741	13
GLA-CLASS (X156) GLA 200 Flex	M 270.910	06.15	1595	B/E	115 kW	741	11
GLA-CLASS (X156) GLA 220 CDI (156.903)	OM 651.930	12.13	2143	D	125 kW	741	13
GLA-CLASS (X156) GLA 220 CDI / d (156.903)	OM 651.930	12.13	2143	D	120 kW	741	13
GLA-CLASS (X156) GLA 220 CDI / d 4-matic (156.905)	OM 651.930	12.13	2143	D	120 kW	741	13
GLA-CLASS (X156) GLA 220 CDI 4-matic (156.905)	OM 651.930	12.13	2143	D	125 kW	741	13
GLA-CLASS (X156) GLA 220 d (156.903)	OM 651.930	07.15	2143	D	130 kW	741	13
GLA-CLASS (X156) GLA 220 d 4-matic (156.905)	OM 651.930	07.15	2143	D	130 kW	741	13
GLC (X253) 220 d 4-matic (253.905, 253.903)	OM 651.921	06.15 - 04.19	2143	D	125 kW	741	13
GLC (X253) 220 d 4-matic (253.905, 253.903)	OM 651.921	06.15 - 04.19	2143	D	120 kW	741	13
GLC (X253) 250 d 4-matic (253.909)	OM 651.921	06.15 - 04.19	2143	D	150 kW	741	13
GLC Coupe (C253) 220 d 4-matic (253.303, 253.305)	OM 651.921	06.16 - 04.19	2143	D	125 kW	741	13
GLC Coupe (C253) 220 d 4-matic (253.303, 253.305)	OM 651.921	06.16 - 04.19	2143	D	120 kW	741	13
GLC Coupe (C253) 250 d 4-matic (253.309)	OM 651.921	06.16 - 04.19	2143	D	150 kW	741	13
GLE (W166) 250 d (166.006)	OM 651.960	04.15 - 10.18	2143	D	150 kW	741	13
GLE (W166) 250 d 4-matic (166.004)	OM 651.960	04.15 - 10.18	2143	D	150 kW	741	13
GLK-CLASS (X204) 200 CDI (204.901)	OM 651.913	07.10 - 06.15	2143	D	105 kW	741	13
GLK-CLASS (X204) 200 CDI (204.901)	OM 651.916	07.10 - 06.15	2143	D	105 kW	741	13
GLK-CLASS (X204) 200 CDI (204.901)	OM 651.916	12.13 - 06.15	2143	D	100 kW	741	13
GLK-CLASS (X204) 220 CDI (204.902)	OM 651.916	12.08 - 06.15	2143	D	125 kW	741	13
GLK-CLASS (X204) 220 CDI (204.902)	OM 651.916	12.08 - 06.15	2143	D	120 kW	741	13
GLK-CLASS (X204) 220 CDI 4-matic (204.984)	OM 651.912	12.08 - 06.15	2143	D	120 kW	741	13
GLK-CLASS (X204) 220 CDI 4-matic (204.984, 204.997)	OM 651.912	12.08 - 06.15	2143	D	125 kW	741	13
GLK-CLASS (X204) 250 CDI 4-matic (204.982, 204.904)	OM 651.912	09.09 - 06.15	2143	D	150 kW	741	13
GLK-CLASS (X204) 250 CDI 4-matic	OM 651.912	09.12 - 06.15	2143	D	149 kW	741	13
HECKFLOSSE (W110) 200	M 115.926	07.65 - 02.68	1988	B	70 kW	742	17
HENSCHEL 2-t 206 D 2.2	OM 615.917	02.73 - 12.77	2197	D	44 kW	745	28
HENSCHEL 2-t 206 D 2.2	OM 615.937	02.73 - 12.77	2197	D	44 kW	745	28
HENSCHEL 2-t 206 D 2.2	OM 615.939	02.73 - 12.77	2197	D	44 kW	745	28
M-CLASS (W163) ML 230 (163.136)	M 111.977	02.98 - 06.05	2295	B	110 kW	750	49
M-CLASS (W163) ML 270 CDI (163.113)	OM 612.963	06.99 - 07.05	2685	D	120 kW	746	31
M-CLASS (W166) ML 250 CDI / BlueTEC 4-matic (166.004, 166.003)	OM 651.960	06.11 - 12.15	2143	D	150 kW	741	13
MARCO POLO Camper (W447) 160 CDI (447.703)	OM 622.951	03.15	1598	D	65 kW	740	6
MARCO POLO Camper (W447) 180 CDI (447.703)	OM 622.951	03.15	1598	D	84 kW	740	6
MARCO POLO Camper (W447) 200 CDI (447.703, 447.813)	OM 651.950	03.15	2143	D	100 kW	741	13
MARCO POLO Camper (W447) 200 CDI 4-matic (447.703, 447.813)	OM 651.950	03.15	2143	D	100 kW	741	13
MARCO POLO Camper (W447) 220 CDI (447.703, 447.813)	OM 651.950	03.15	2143	D	120 kW	741	13
MARCO POLO Camper (W447) 220 CDI 4-matic (447.703, 447.813)	OM 651.950	03.15	2143	D	120 kW	741	13
MARCO POLO Camper (W447) 250 CDI (447.703, 447.813)	OM 651.950	03.15	2143	D	140 kW	741	13
MARCO POLO Camper (W447) 250 CDI 4-matic (447.703, 447.813)	OM 651.950	03.15	2143	D	140 kW	741	13
MB Bus (W631) 2.0 D	OM 615.963	04.88 - 08.93	1988	D	44 kW	746	29
MB Bus (W631) 2.0 D	OM 615.970	04.88 - 08.93	1988	D	44 kW	746	29
MB Bus (W631) 2.0 D	OM 615.970	09.93 - 04.96	1988	D	45 kW	746	29
MB Bus (W631) D (631.333, 631.343, 631.334, 631.344)	OM 616.963	02.88 - 05.92	2399	D	53 kW	751	50
MB Bus (W631) D (631.333, 631.343, 631.334, 631.344)	OM 616.963	12.90 - 02.96	2399	D	55 kW	751	50
MB Bus (W631) D	OM 616.963	12.90 - 12.94	2399	D	41 kW	751	50
MB Bus (W661) 100 2.3 D (661.212)	OM 661.911	11.99 - 05.05	2299	D	58 kW	748	38








			ccm		kw		1 POS
MB Bus (W661) 100 2.3 i (661.262)	M 161.971	11.99 - 05.05	2295	B	90 kW	750	49
MB Bus (W661) 100 2.9 D (661.217)	OM 662.911	11.99 - 05.05	2874	D	70 kW	750	45
MB Bus (W661) 140 2.9 D (661.227)	OM 662.911	11.99 - 05.05	2874	D	70 kW	750	45
MB Kasten (W631) 2.0 D	OM 615.970	04.88 - 08.93	1988	D	44 kW	746	29
MB Kasten (W631) 2.0 D	OM 615.970	09.93 - 04.96	1988	D	45 kW	746	29
MB Kasten (W631) 2.4 D	OM 616.963	01.93 - 01.96	2399	D	56 kW	751	50
MB Kasten (W631) 2.4 D	OM 616.963	04.94 - 09.96	2399	D	61 kW	751	50
MB Kasten (W631) D (631.332, 631.342)	OM 616.963	02.88 - 05.92	2399	D	53 kW	751	50
MB Kasten (W631) D (631.332, 631.342)	OM 616.963	12.90 - 02.96	2399	D	55 kW	751	50
MB Kasten (W661) 100 2.3 D	OM 661.911	11.99 - 01.03	2299	D	58 kW	748	38
MB Kasten (W661) 100 2.3 i	M 161.971	11.99 - 05.05	2295	B	90 kW	750	49
MB Kasten (W661) 100 2.9 D	OM 662.911	10.01 - 05.05	2874	D	70 kW	750	45
MB Kasten (W661) 140 2.3 i	M 161.971	11.99 - 05.05	2295	B	90 kW	750	49
MB Kasten (W661) 140 2.9 D	OM 662.911	11.99 - 05.05	2874	D	70 kW	750	45
MB Pritsche/Fahrgestell (W631) D (631.340)	OM 616.963	12.90 - 02.96	2399	D	55 kW	751	50
MB Pritsche/Fahrgestell (W631) D (631.340)	OM 616.963	02.88 - 05.92	2399	D	53 kW	751	50
S-CLASS (W126) 260 SE (126.020)	M 103.941	09.85 - 06.91	2599	B	118 kW	741	9
S-CLASS (W126) 260 SE (126.020)	M 103.941	09.85 - 06.91	2599	B	122 kW	741	9
S-CLASS (W126) 300 SD (126.120)	OM 617.951	09.80 - 12.85	2998	D	92 kW	751	53
S-CLASS (W126) 300 SDL (126.125)	OM 603.961	09.86 - 12.87	2996	D	107 kW	744	23
S-CLASS (W126) 300 SDL (126.125)	OM 603.961	09.85 - 12.86	2996	D	110 kW	744	23
S-CLASS (W126) 300 SE, SEL (126.024, 126.025)	M 103.981	01.86 - 06.91	2960	B	132 kW	747	34
S-CLASS (W126) 300 SE, SEL (126.024, 126.025)	M 103.981	09.85 - 12.89	2960	B	138 kW	747	34
S-CLASS (W140) 300 SE 2.8 (140.028)	M 104.944	01.93 - 10.98	2799	B	145 kW	750	47
S-CLASS (W140) 300 SE, SEL/S320 (140.032, 140.033)	M 104.990	03.91 - 10.98	3199	B	170 kW	750	47
S-CLASS (W140) 300 SE, SEL/S320 (140.032, 140.033)	M 104.994	03.91 - 10.98	3199	B	170 kW	750	47
S-CLASS (W140) 600 SE, SEL (140.056, 140.057)	M 120.980	04.91 - 12.92	5987	B	300 kW	747	37
S-CLASS (W140) 600 SE, SEL (140.056, 140.057)	M 120.982	04.91 - 12.92	5987	B	300 kW	747	37
S-CLASS (W140) S 280 (140.028)	M 104.944	02.93 - 10.98	2799	B	142 kW	750	47
S-CLASS (W140) S 300 Turbo-D (140.135)	OM 606.961	05.96 - 10.98	2996	D	130 kW	745	27
S-CLASS (W140) S 320	M 104.990	09.93 - 08.98	3199	B	162 kW	750	47
S-CLASS (W140) S 350 Turbo-D (140.134)	OM 603.971	09.91 - 10.98	3449	D	110 kW	749	43
S-CLASS (W140) S 600 (140.056, 140.057)	M 120.980	04.91 - 10.98	5987	B	290 kW	747	37
S-CLASS (W140) S 600 (140.056, 140.057)	M 120.982	04.91 - 10.98	5987	B	290 kW	747	37
S-CLASS (W220) S 320 CDI (220.025, 220.125)	OM 648.960	09.02 - 08.05	3222	D	150 kW	747	33
S-CLASS (W220) S 320 CDI (220.026, 220.126)	OM 613.960	08.99 - 09.02	3222	D	145 kW	747	33
S-CLASS (W221) S 250 CDI (221.003, 221.103)	OM 651.961	01.11 - 12.13	2143	D	150 kW	741	13
S-CLASS (W222, V222, X222) S 300 BlueTEC Hybrid / h (222.104, 222.004)	OM 651.921	02.14 - 05.17	2143	E	170 kW	741	13
S-CLASS Coupe (C140) CL 600	M 120.982	09.96 - 12.97	5987	B	270 kW	747	37
S-CLASS Coupe (C140) SEC/CL 600 (140.076)	M 120.980	07.92 - 02.99	5987	B	290 kW	747	37
S-CLASS Coupe (C140) SEC/CL 600 (140.076)	M 120.982	07.92 - 02.99	5987	B	290 kW	747	37
S-CLASS Coupe (C140) SEC/CL 600	M 120.980	07.92 - 05.93	5987	B	300 kW	747	37
SL (R107) 300 SL (107.041)	M 103.982	09.85 - 08.89	2960	B	132 kW	747	34
SL (R107) 300 SL (107.041)	M 103.982	09.85 - 08.89	2960	B	138 kW	747	34
SL (R129) 280 (129.058)	M 104.943	03.93 - 10.01	2799	B	142 kW	750	47
SL (R129) 300 SL (129.060)	M 103.984	03.89 - 08.93	2960	B	140 kW	747	34
SL (R129) 300 SL-24 (129.061)	M 104.981	03.89 - 07.93	2960	B	170 kW	747	34
SL (R129) 320 (129.063)	M 104.991	09.93 - 10.01	3199	B	170 kW	750	47
SL (R129) 600 (129.076)	M 120.981	04.91 - 12.01	5987	B	290 kW	747	37
SL (R129) 600 (129.076)	M 120.983	04.91 - 12.01	5987	B	290 kW	747	37
SL (R129) 600 SL (129.076)	M 120.980	02.92 - 08.94	5987	B	300 kW	747	37
SL (R129) 600 SL (129.076)	M 120.981	02.92 - 08.94	5987	B	300 kW	747	37
SL (R129) 600 SL (129.076)	M 120.983	02.92 - 08.94	5987	B	300 kW	747	37
SL (R129) SL 320 (129.063)	M 104.991	09.94 - 12.97	3199	B	162 kW	750	47
SLC (R172) 180 (172.431)	M 270.910	01.16	1595	B	115 kW	741	11
SLC (R172) 180 (172.431)	M 274.910	01.16	1595	B	115 kW	741	11
SLC (R172) 250 d (172.404)	OM 651.980	01.16 - 10.17	2143	D	150 kW	741	13
SLK (R170) 200 (170.435)	M 111.946	09.96 - 11.00	1998	B	100 kW	750	48
SLK (R170) 200 Kompressor (170.444)	M 111.958	03.00 - 04.04	1998	B	120 kW	750	48
SLK (R170) 200 Kompressor (170.445)	M 111.943	10.96 - 03.00	1998	B	141 kW	750	48
SLK (R170) 230 (170.449)	M 111.983	03.97 - 04.04	2295	B	143 kW	750	49
SLK (R170) 230 Kompressor (170.447)	M 111.973	09.96 - 03.00	2295	B	142 kW	750	49



MERCEDES-BENZ








SLK (R170) 230 Kompressor (170.447)	M 111.973	09.97 - 12.00	2295	B	138 kW	750	49
SLK (R170) 230 Kompressor (170.449)	M 111.983	02.00 - 04.04	2295	B	145 kW	750	49
SLK (R171) 200 Kompressor (171.442)	M 271.944	03.04 - 02.11	1795	B	120 kW	741	8
SLK (R171) 200 Kompressor (171.445)	M 271.954	12.07 - 02.11	1796	B	135 kW	741	8
SLK (R172) 200 (172.448)	M 271.860	01.11	1796	B	135 kW	741	8
SLK (R172) 200 (172.448)	M 271.861	01.11	1796	B	135 kW	741	8
SLK (R172) 250 (172.447)	M 271.860	02.11	1796	B	150 kW	741	8
SLK (R172) 250 (172.447)	M 271.861	02.11	1796	B	150 kW	741	8
SLK (R172) 250 CDI / d (172.403)	OM 651.980	01.12	2143	D	150 kW	741	13
SPRINTER 2-t Bus (B901, B902) 208 CDI (901.671, 902.671, 902.672)	OM 611.987	04.00 - 05.06	2148	D	60 kW	746	30
SPRINTER 2-t Bus (B901, B902) 208 D (901.371, 902.371, 902.372)	OM 601.943	02.95 - 04.00	2299	D	58 kW	748	38
SPRINTER 2-t Bus (B901, B902) 210 D (902.471, 902.472)	OM 602.980	03.97 - 04.00	2874	D	75 kW	749	41
SPRINTER 2-t Bus (B901, B902) 211 CDI (902.671, 902.672)	OM 611.981	04.00 - 05.06	2148	D	80 kW	746	30
SPRINTER 2-t Bus (B901, B902) 212 D (902.471, 902.472)	OM 602.980	02.95 - 04.00	2874	D	90 kW	749	41
SPRINTER 2-t Bus (B901, B902) 213 CDI (902.671, 902.672)	OM 611.981	04.00 - 05.06	2148	D	95 kW	746	30
SPRINTER 2-t Bus (B901, B902) 214 (902.071, 902.072, 902.671, 902.672)	M 111.979	02.95 - 05.06	2295	B	105 kW	750	49
SPRINTER 2-t Bus (B901, B902) 214 (902.071, 902.072, 902.671, 902.672)	M 111.984	02.95 - 05.06	2295	B	105 kW	750	49
SPRINTER 2-t Bus (B901, B902) 214 NGT (902.072, 902.671, 902.672)	M 111.979	02.95 - 05.06	2295	B/G	95 kW	750	49
SPRINTER 2-t Bus (B901, B902) 214 NGT (902.072, 902.671, 902.672)	M 111.984	02.95 - 05.06	2295	B/G	95 kW	750	49
SPRINTER 2-t Bus (B901, B902) 216 CDI (902.671, 902.672)	OM 612.981	04.00 - 05.06	2685	D	115 kW	746	31
SPRINTER 2-t Kasten (B901, B902) 208 CDI (901.661, 901.662, 902.661, 902.662)	OM 611.987	04.00 - 05.06	2148	D	60 kW	746	30
SPRINTER 2-t Kasten (B901, B902) 208 D (901.361, 901.362, 902.361, 902.362)	OM 601.943	02.95 - 04.00	2299	D	58 kW	748	38
SPRINTER 2-t Kasten (B901, B902) 208 D (901.361, 901.362, 902.361, 902.362)	OM 601.943	10.96 - 04.00	2299	D	60 kW	748	38
SPRINTER 2-t Kasten (B901, B902) 210 D (901.461, 901.462, 902.461, 902.462)	OM 602.980	01.97 - 04.00	2874	D	75 kW	749	41
SPRINTER 2-t Kasten (B901, B902) 211 CDI (901.661, 901.662, 902.661, 902.662)	OM 611.981	04.00 - 05.06	2148	D	80 kW	746	30
SPRINTER 2-t Kasten (B901, B902) 212 D (901.461, 901.462, 902.461, 902.462)	OM 602.980	02.95 - 04.00	2874	D	90 kW	749	41
SPRINTER 2-t Kasten (B901, B902) 213 CDI (901.661, 901.662, 902.661, 902.662)	OM 611.981	04.00 - 05.06	2148	D	95 kW	746	30
SPRINTER 2-t Kasten (B901, B902) 214 (901.061, 901.062, 901.661, 901.662, 902.061,....	M 111.979	02.95 - 05.06	2295	B	105 kW	750	49
SPRINTER 2-t Kasten (B901, B902) 214 (901.061, 901.062, 901.661, 901.662, 902.061,....	M 111.984	02.95 - 05.06	2295	B	105 kW	750	49
SPRINTER 2-t Kasten (B901, B902) 214 NGT (901.661, 902.061, 902.062, 902.661, 902.662)	M 111.979	02.95 - 05.06	2295	B/G	95 kW	750	49
SPRINTER 2-t Kasten (B901, B902) 214 NGT (901.661, 902.061, 902.062, 902.661, 902.662)	M 111.984	02.95 - 05.06	2295	B/G	95 kW	750	49
SPRINTER 2-t Kasten (B901, B902) 216 CDI (902.661, 902.662)	OM 612.981	04.00 - 05.06	2685	D	115 kW	746	31
SPRINTER 2-t Pritsche/Fahrgestell (B901, B902) 208 CDI (901.611, 901.612, 901.621, 902.611, 902.612,....	OM 611.987	04.00 - 05.06	2148	D	60 kW	746	30
SPRINTER 2-t Pritsche/Fahrgestell (B901, B902) 208 D (901.311, 901.312, 901.321, 902.311, 902.312,....	OM 601.943	01.95 - 04.00	2299	D	58 kW	748	38
SPRINTER 2-t Pritsche/Fahrgestell (B901, B902) 208 D (901.311, 901.312, 901.321, 902.311, 902.312,....	OM 601.943	09.96 - 04.00	2299	D	60 kW	748	38
SPRINTER 2-t Pritsche/Fahrgestell (B901, B902) 210 D (901.421, 902.412)	OM 602.980	01.97 - 04.00	2874	D	75 kW	749	41
SPRINTER 2-t Pritsche/Fahrgestell (B901, B902) 211 CDI (901.621, 902.611, 902.612, 902.621, 902.622)	OM 611.981	04.00 - 05.06	2148	D	80 kW	746	30
SPRINTER 2-t Pritsche/Fahrgestell (B901, B902) 212 D (901.421, 902.412)	OM 602.980	02.95 - 04.00	2874	D	90 kW	749	41
SPRINTER 2-t Pritsche/Fahrgestell (B901, B902) 213 CDI (901.621, 902.611, 902.612, 902.621, 902.622)	OM 611.981	04.00 - 05.06	2148	D	95 kW	746	30
SPRINTER 2-t Pritsche/Fahrgestell (B901, B902) 214 (902.011, 902.012, 902.611, 902.612)	M 111.979	02.95 - 05.06	2295	B	105 kW	750	49
SPRINTER 2-t Pritsche/Fahrgestell (B901, B902) 214 (902.011, 902.012, 902.611, 902.612)	M 111.984	02.95 - 05.06	2295	B	105 kW	750	49
SPRINTER 2-t Pritsche/Fahrgestell (B901, B902) 214 NGT (902.012, 902.611, 902.612)	M 111.979	02.95 - 05.06	2295	B/G	95 kW	750	49
SPRINTER 2-t Pritsche/Fahrgestell (B901, B902) 214 NGT (902.012, 902.611, 902.612)	M 111.984	02.95 - 05.06	2295	B/G	95 kW	750	49
SPRINTER 2-t Pritsche/Fahrgestell (B901, B902) 216 CDI (902.611, 902.612, 902.621, 902.622)	OM 612.981	04.00 - 05.06	2685	D	115 kW	746	31
SPRINTER 3,5-t Bus (B906) 309 CDI (906.731, 906.733, 906.735)	OM 646.984	04.12	2148	D	65 kW	746	30
SPRINTER 3,5-t Bus (B906) 310 CDI (906.731, 906.733, 906.735)	OM 651.955	03.09 - 12.13	2143	D	70 kW	741	13
SPRINTER 3,5-t Bus (B906) 310 CDI (906.731, 906.733, 906.735)	OM 651.956	03.09 - 12.13	2143	D	70 kW	741	13
SPRINTER 3,5-t Bus (B906) 311 CDI (906.731, 906.733, 906.735)	OM 646.985	06.06 - 12.09	2148	D	80 kW	746	30
SPRINTER 3,5-t Bus (B906) 311 CDI (906.731, 906.733, 906.735)	OM 651.955	05.16	2143	D	84 kW	741	13
SPRINTER 3,5-t Bus (B906) 311 CDI (906.731, 906.733, 906.735)	OM 651.956	05.16	2143	D	84 kW	741	13
SPRINTER 3,5-t Bus (B906) 311 CDI 4x4 (906.731, 906.733, 906.735)	OM 646.985	02.08 - 12.09	2148	D	80 kW	746	30
SPRINTER 3,5-t Bus (B906) 313 CDI (906.731, 906.733, 906.735)	OM 651.955	08.11 - 12.19	2143	D	95 kW	741	13
SPRINTER 3,5-t Bus (B906) 313 CDI (906.731, 906.733, 906.735)	OM 651.956	08.11 - 12.19	2143	D	95 kW	741	13
SPRINTER 3,5-t Bus (B906) 313 CDI (906.731, 906.733, 906.735)	OM 651.956	08.11 - 12.19	2143	D	95 kW	741	13
SPRINTER 3,5-t Bus (B906) 313 CDI (906.731, 906.733, 906.735)	OM 651.957	08.11 - 12.19	2143	D	95 kW	741	13
SPRINTER 3,5-t Bus (B906) 313 CDI 4x4 (906.731, 906.733, 906.735)	OM 651.955	08.11 - 05.16	2143	D	95 kW	741	13
SPRINTER 3,5-t Bus (B906) 313 CDI 4x4 (906.731, 906.733, 906.735)	OM 651.956	08.11 - 05.16	2143	D	95 kW	741	13
SPRINTER 3,5-t Bus (B906) 313 CDI 4x4 (906.731, 906.733, 906.735)	OM 651.956	08.11 - 05.16	2143	D	95 kW	741	13
SPRINTER 3,5-t Bus (B906) 313 CDI 4x4 (906.731, 906.733, 906.735)	OM 651.957	08.11 - 05.16	2143	D	95 kW	741	13








			ccm		kw		1 POS
SPRINTER 3,5-t Pritsche/Fahrgestell (B906) 316 CDI 4x4 (906.131, 906.133, 906.135, 906.231, 906.233...	OM 651.956	03.09	2143	D	120 kW	741	13
SPRINTER 3,5-t Pritsche/Fahrgestell (B906) 316 CDI 4x4 (906.131, 906.133, 906.135, 906.231, 906.233...	OM 651.957	03.09	2143	D	120 kW	741	13
SPRINTER 3,5-t Pritsche/Fahrgestell (B906) 316 LGT (906.133, 906.135, 906.233, 906.235)	M 271.951	09.08	1796	B/G	115 kW	741	8
SPRINTER 3,5-t Pritsche/Fahrgestell (B906) 316 NGT (906.133, 906.135, 906.233, 906.235)	M 271.951	09.08	1796	B/G	115 kW	741	8
SPRINTER 3,5-t Pritsche/Fahrgestell (B907, B910) 311 CDI (910.131, 910.133)	OM 651.950	02.18	2143	D	84 kW	741	13
SPRINTER 3,5-t Pritsche/Fahrgestell (B907, B910) 311 CDI (910.131, 910.133)	OM 651.958	02.18	2143	D	84 kW	741	13
SPRINTER 3,5-t Pritsche/Fahrgestell (B907, B910) 311 CDI RWD (907.131, 907.133, 907.135, 907.231, 907.233...	OM 651.958	02.18	2143	D	84 kW	741	13
SPRINTER 3,5-t Pritsche/Fahrgestell (B907, B910) 314 CDI (910.131, 910.133, 910.030)	OM 651.950	02.18	2143	D	105 kW	741	13
SPRINTER 3,5-t Pritsche/Fahrgestell (B907, B910) 314 CDI (910.131, 910.133, 910.030)	OM 651.958	02.18	2143	D	105 kW	741	13
SPRINTER 3,5-t Pritsche/Fahrgestell (B907, B910) 314 CDI Allrad (907.133, 907.135, 907.233, 907.235)	OM 651.958	01.19	2143	D	105 kW	741	13
SPRINTER 3,5-t Pritsche/Fahrgestell (B907, B910) 314 CDI RWD (907.131, 907.133, 907.135, 907.231, 907.233...	OM 651.958	02.18	2143	D	105 kW	741	13
SPRINTER 3,5-t Pritsche/Fahrgestell (B907, B910) 316 CDI Allrad (907.133, 907.135, 907.233, 907.235)	OM 651.958	01.19	2143	D	120 kW	741	13
SPRINTER 3,5-t Pritsche/Fahrgestell (B907, B910) 316 CDI RWD (907.131, 907.133, 907.135, 907.231, 907.233...	OM 651.958	02.18	2143	D	120 kW	741	13
SPRINTER 3,5-t Pritsche/Fahrgestell (B907, B910) 317 CDI (910.030)	OM 651.958	02.18	2143	D	125 kW	741	13
SPRINTER 3,5-t Pritsche/Fahrgestell (B907, B910) 318 CDI (910.030)	OM 651.958	02.18	2143	D	130 kW	741	13
SPRINTER 3,5-t Tourer Bus (B907) 311 CDI (907.731, 907.733, 907.735)	OM 651.958	02.18	2143	D	84 kW	741	13
SPRINTER 3,5-t Tourer Bus (B907) 314 CDI (907.731, 907.733, 907.735)	OM 651.958	02.18	2143	D	105 kW	741	13
SPRINTER 3,5-t Tourer Bus (B907) 314 CDI Allrad (907.733)	OM 651.958	01.19	2143	D	105 kW	741	13
SPRINTER 3,5-t Tourer Bus (B907) 316 CDI (907.731, 907.733, 907.735)	OM 651.958	02.18	2143	D	120 kW	741	13
SPRINTER 3,5-t Tourer Bus (B907) 316 CDI Allrad (907.733)	OM 651.958	01.19	2143	D	120 kW	741	13
SPRINTER 3-t Bus (B903) 308 CDI (903.671, 903.672, 903.673)	OM 611.987	04.00 - 05.06	2148	D	60 kW	746	30
SPRINTER 3-t Bus (B903) 308 D (903.371, 903.372, 903.373)	OM 601.943	03.97 - 04.00	2299	D	60 kW	748	38
SPRINTER 3-t Bus (B903) 308 D (903.372, 903.373)	OM 601.943	02.95 - 04.00	2299	D	58 kW	748	38
SPRINTER 3-t Bus (B903) 310 D (903.471, 903.472, 903.473)	OM 602.980	01.97 - 12.99	2874	D	75 kW	749	41
SPRINTER 3-t Bus (B903) 310 D 4x4 (903.472, 903.473)	OM 602.980	05.97 - 08.02	2874	D	75 kW	749	41
SPRINTER 3-t Bus (B903) 311 CDI (903.671, 903.672)	OM 611.981	04.00 - 05.12	2148	D	80 kW	746	30
SPRINTER 3-t Bus (B903) 311 CDI 4x4 (903.672, 903.673)	OM 611.981	08.02 - 05.06	2148	D	80 kW	746	30
SPRINTER 3-t Bus (B903) 312 D 2.9 (903.471, 903.472, 903.473)	OM 602.980	02.95 - 04.00	2874	D	90 kW	749	41
SPRINTER 3-t Bus (B903) 312 D 2.9 4x4 (903.473)	OM 602.980	05.97 - 08.02	2874	D	90 kW	749	41
SPRINTER 3-t Bus (B903) 313 CDI (903.671, 903.672)	OM 611.981	04.00 - 05.12	2148	D	95 kW	746	30
SPRINTER 3-t Bus (B903) 313 CDI 4x4 (903.672, 903.673)	OM 611.981	08.02 - 05.06	2148	D	95 kW	746	30
SPRINTER 3-t Bus (B903) 314 (903.071, 903.072, 903.073, 903.671, 903.672,...	M 111.979	02.95 - 05.06	2295	B	105 kW	750	49
SPRINTER 3-t Bus (B903) 314 (903.071, 903.072, 903.073, 903.671, 903.672,...	M 111.984	02.95 - 05.06	2295	B	105 kW	750	49
SPRINTER 3-t Bus (B903) 314 4x4 (903.672, 903.673)	M 111.984	08.02 - 05.06	2295	B	105 kW	750	49
SPRINTER 3-t Bus (B903) 314 NGT (903.072, 903.671, 903.672)	M 111.979	02.95 - 05.06	2295	B/G	95 kW	750	49
SPRINTER 3-t Bus (B903) 314 NGT (903.072, 903.671, 903.672)	M 111.984	02.95 - 05.06	2295	B/G	95 kW	750	49
SPRINTER 3-t Bus (B903) 316 CDI (903.671, 903.672, 903.673)	OM 612.981	04.00 - 05.06	2685	D	115 kW	746	31
SPRINTER 3-t Bus (B903) 316 CDI (903.671, 903.672, 903.673)	OM 647.981	04.00 - 05.06	2685	D	115 kW	746	31
SPRINTER 3-t Bus (B903) 316 CDI 4x4 (903.672, 903.673)	OM 612.981	08.02 - 05.06	2685	D	115 kW	746	31
SPRINTER 3-t Bus (B903) 316 CDI 4x4 (903.672, 903.673)	OM 647.981	08.02 - 05.06	2685	D	115 kW	746	31
SPRINTER 3-t Bus (B906) 209 CDI (906.711, 906.713)	OM 646.984	04.12	2148	D	65 kW	746	30
SPRINTER 3-t Bus (B906) 210 CDI (906.711, 906.713)	OM 651.955	03.09 - 12.13	2143	D	70 kW	741	13
SPRINTER 3-t Bus (B906) 210 CDI (906.711, 906.713)	OM 651.956	03.09 - 12.13	2143	D	70 kW	741	13
SPRINTER 3-t Bus (B906) 211 CDI (906.711, 906.713)	OM 646.985	06.06 - 12.09	2148	D	80 kW	746	30
SPRINTER 3-t Bus (B906) 211 CDI (906.711, 906.713)	OM 651.955	04.16	2143	D	84 kW	741	13
SPRINTER 3-t Bus (B906) 211 CDI (906.711, 906.713)	OM 651.956	04.16	2143	D	84 kW	741	13
SPRINTER 3-t Bus (B906) 213 CDI (906.711, 906.713)	OM 651.955	06.06 - 05.16	2143	D	95 kW	741	13
SPRINTER 3-t Bus (B906) 213 CDI (906.711, 906.713)	OM 651.956	06.06 - 05.16	2143	D	95 kW	741	13
SPRINTER 3-t Bus (B906) 213 CDI (906.711, 906.713)	OM 651.956	06.06 - 05.16	2143	D	95 kW	741	13
SPRINTER 3-t Bus (B906) 213 CDI (906.711, 906.713)	OM 651.957	06.06 - 05.16	2143	D	95 kW	741	13
SPRINTER 3-t Bus (B906) 214 CDI (906.711, 906.713)	OM 651.955	04.16	2143	D	105 kW	741	13
SPRINTER 3-t Bus (B906) 214 CDI (906.711, 906.713)	OM 651.956	04.16	2143	D	105 kW	741	13
SPRINTER 3-t Bus (B906) 215 CDI (906.711, 906.713)	OM 646.986	06.06 - 12.09	2148	D	110 kW	746	30
SPRINTER 3-t Bus (B906) 215 CDI (906.711, 906.713)	OM 646.989	06.06 - 12.09	2148	D	110 kW	746	30
SPRINTER 3-t Bus (B906) 215 CDI (906.711, 906.713)	OM 646.990	06.06 - 12.09	2148	D	110 kW	746	30
SPRINTER 3-t Bus (B906) 216 (906.713)	M 271.951	09.08	1796	B	115 kW	741	8
SPRINTER 3-t Bus (B906) 216 CDI (906.711, 906.713)	OM 651.955	06.06	2143	D	120 kW	741	13



MERCEDES-BENZ








							
SPRINTER 3-t Bus (B906) 216 CDI (906.711, 906.713)	OM 651.956	06.06	2143	D	120 kW	741	13
SPRINTER 3-t Bus (B906) 216 CDI (906.711, 906.713)	OM 651.957	06.06	2143	D	120 kW	741	13
SPRINTER 3-t Kasten (B903) 308 CDI (903.661, 903.662, 903.663)	OM 611.987	04.00 - 05.06	2148	D	60 kW	746	30
SPRINTER 3-t Kasten (B903) 308 D 2.3 (903.361)	OM 601.943	02.95 - 04.00	2299	D	60 kW	748	38
SPRINTER 3-t Kasten (B903) 308 D 2.3 (903.361, 903.362, 903.363)	OM 601.943	02.95 - 04.00	2299	D	58 kW	748	38
SPRINTER 3-t Kasten (B903) 310 D 2.9 (903.461, 903.462, 903.463)	OM 602.980	02.95 - 04.00	2874	D	75 kW	749	41
SPRINTER 3-t Kasten (B903) 310 D 2.9 4x4 (903.461, 903.462)	OM 602.980	06.97 - 04.00	2874	D	75 kW	749	41
SPRINTER 3-t Kasten (B903) 311 CDI (903.661, 903.662, 903.663)	OM 611.981	04.00 - 05.06	2148	D	80 kW	746	30
SPRINTER 3-t Kasten (B903) 311 CDI 4x4 (903.662, 903.663)	OM 611.981	08.02 - 05.06	2148	D	80 kW	746	30
SPRINTER 3-t Kasten (B903) 312 D 2.9 (903.461, 903.462, 903.463)	OM 602.980	02.95 - 04.00	2874	D	90 kW	749	41
SPRINTER 3-t Kasten (B903) 312 D 2.9 4x4 (903.461, 903.462)	OM 602.980	05.97 - 08.02	2874	D	90 kW	749	41
SPRINTER 3-t Kasten (B903) 313 CDI (903.663, 903.662, 903.661)	OM 611.981	04.00 - 05.12	2148	D	95 kW	746	30
SPRINTER 3-t Kasten (B903) 313 CDI 4x4 (903.662, 903.663)	OM 611.981	08.02 - 05.06	2148	D	95 kW	746	30
SPRINTER 3-t Kasten (B903) 314 (903.061, 903.062, 903.063, 903.661, 903.662)	M 111.979	02.95 - 05.06	2295	B	105 kW	750	49
SPRINTER 3-t Kasten (B903) 314 (903.061, 903.062, 903.063, 903.661, 903.662)	M 111.984	02.95 - 05.06	2295	B	105 kW	750	49
SPRINTER 3-t Kasten (B903) 314 4x4 (903.661, 903.662, 903.663)	M 111.984	08.02 - 05.06	2295	B	105 kW	750	49
SPRINTER 3-t Kasten (B903) 314 NGT (903.661, 903.061, 903.062, 903.063, 903.662)	M 111.979	02.95 - 05.06	2295	B/G	95 kW	750	49
SPRINTER 3-t Kasten (B903) 314 NGT (903.661, 903.061, 903.062, 903.063, 903.662)	M 111.984	02.95 - 05.06	2295	B/G	95 kW	750	49
SPRINTER 3-t Kasten (B903) 316 CDI (903.661, 903.662, 903.663)	OM 612.981	04.00 - 05.06	2685	D	115 kW	746	31
SPRINTER 3-t Kasten (B903) 316 CDI (903.661, 903.662, 903.663)	OM 647.981	04.00 - 05.06	2685	D	115 kW	746	31
SPRINTER 3-t Kasten (B903) 316 CDI 4x4 (903.662, 903.663)	OM 612.981	02.01 - 05.06	2685	D	115 kW	746	31
SPRINTER 3-t Kasten (B903) 316 CDI 4x4 (903.662, 903.663)	OM 647.981	02.01 - 05.06	2685	D	115 kW	746	31
SPRINTER 3-t Kasten (B906) 209 CDI (906.611, 906.613)	OM 646.984	06.06 - 12.09	2148	D	65 kW	746	30
SPRINTER 3-t Kasten (B906) 210 CDI (906.611, 906.613)	OM 651.955	03.09	2143	D	70 kW	741	13
SPRINTER 3-t Kasten (B906) 210 CDI (906.611, 906.613)	OM 651.956	03.09	2143	D	70 kW	741	13
SPRINTER 3-t Kasten (B906) 211 CDI (906.611, 906.613)	OM 646.985	06.06 - 12.09	2148	D	80 kW	746	30
SPRINTER 3-t Kasten (B906) 211 CDI (906.611, 906.613)	OM 651.955	04.16	2143	D	84 kW	741	13
SPRINTER 3-t Kasten (B906) 211 CDI (906.611, 906.613)	OM 651.956	04.16	2143	D	84 kW	741	13
SPRINTER 3-t Kasten (B906) 213 CDI (906.611, 906.613)	OM 646.986	06.06 - 12.09	2148	D	95 kW	746	30
SPRINTER 3-t Kasten (B906) 213 CDI (906.611, 906.613)	OM 651.955	06.06	2143	D	95 kW	741	13
SPRINTER 3-t Kasten (B906) 213 CDI (906.611, 906.613)	OM 651.956	06.06	2143	D	95 kW	741	13
SPRINTER 3-t Kasten (B906) 213 CDI (906.611, 906.613)	OM 651.956	06.06	2143	D	95 kW	741	13
SPRINTER 3-t Kasten (B906) 213 CDI (906.611, 906.613)	OM 651.957	06.06	2143	D	95 kW	741	13
SPRINTER 3-t Kasten (B906) 214 CDI (906.611, 906.613)	OM 651.955	04.16	2143	D	105 kW	741	13
SPRINTER 3-t Kasten (B906) 214 CDI (906.611, 906.613)	OM 651.956	04.16	2143	D	105 kW	741	13
SPRINTER 3-t Kasten (B906) 215 CDI (906.611, 906.613)	OM 646.986	06.06 - 12.09	2148	D	110 kW	746	30
SPRINTER 3-t Kasten (B906) 215 CDI (906.611, 906.613)	OM 646.989	06.06 - 12.09	2148	D	110 kW	746	30
SPRINTER 3-t Kasten (B906) 215 CDI (906.611, 906.613)	OM 646.990	06.06 - 12.09	2148	D	110 kW	746	30
SPRINTER 3-t Kasten (B906) 216 (906.613)	M 271.951	09.08	1796	B	115 kW	741	8
SPRINTER 3-t Kasten (B906) 216 CDI (906.611, 906.613)	OM 651.955	03.09	2143	D	120 kW	741	13
SPRINTER 3-t Kasten (B906) 216 CDI (906.611, 906.613)	OM 651.956	03.09	2143	D	120 kW	741	13
SPRINTER 3-t Kasten (B906) 216 CDI (906.611, 906.613)	OM 651.957	03.09	2143	D	120 kW	741	13
SPRINTER 3-t Kasten (B910) 211 CDI (910.621, 910.623)	OM 651.950	02.18	2143	D	84 kW	741	13
SPRINTER 3-t Kasten (B910) 211 CDI (910.621, 910.623)	OM 651.958	02.18	2143	D	84 kW	741	13
SPRINTER 3-t Kasten (B910) 214 CDI (910.621, 910.623)	OM 651.950	02.18	2143	D	105 kW	741	13
SPRINTER 3-t Kasten (B910) 214 CDI (910.621, 910.623)	OM 651.958	02.18	2143	D	105 kW	741	13
SPRINTER 3-t Pritsche/Fahrgestell (B903) 308 CDI (903.611, 903.612, 903.613, 903.621, 903.622,...	OM 611.987	04.00 - 05.06	2148	D	60 kW	746	30
SPRINTER 3-t Pritsche/Fahrgestell (B903) 308 D 2.3 (903.311, 903.312, 903.322)	OM 601.943	02.95 - 04.00	2299	D	58 kW	748	38
SPRINTER 3-t Pritsche/Fahrgestell (B903) 308 D 2.3 (903.311, 903.322)	OM 601.943	11.96 - 04.00	2299	D	60 kW	748	38
SPRINTER 3-t Pritsche/Fahrgestell (B903) 310 D 2.9 (903.411, 903.412, 903.413, 903.421, 903.422,...	OM 602.980	01.97 - 04.00	2874	D	75 kW	749	41
SPRINTER 3-t Pritsche/Fahrgestell (B903) 310 D 2.9 4x4 (903.421, 903.422, 903.423)	OM 602.980	01.97 - 04.00	2874	D	75 kW	749	41
SPRINTER 3-t Pritsche/Fahrgestell (B903) 311 CDI (903.611, 903.612, 903.613, 903.621, 903.622,...	OM 611.981	04.00 - 05.12	2148	D	80 kW	746	30
SPRINTER 3-t Pritsche/Fahrgestell (B903) 311 CDI 4x4 (903.612, 903.613, 903.622, 903.623)	OM 611.981	04.00 - 05.06	2148	D	80 kW	746	30
SPRINTER 3-t Pritsche/Fahrgestell (B903) 312 D 2.9 (903.411, 903.412, 903.413, 903.421, 903.422,...	OM 602.980	12.98 - 09.01	2874	D	85 kW	749	41
SPRINTER 3-t Pritsche/Fahrgestell (B903) 312 D 2.9 (903.411, 903.412, 903.421, 903.422, 903.423)	OM 602.980	02.95 - 04.00	2874	D	90 kW	749	41
SPRINTER 3-t Pritsche/Fahrgestell (B903) 313 CDI (903.611, 903.612, 903.621, 903.622)	OM 611.981	04.00 - 05.12	2148	D	95 kW	746	30
SPRINTER 3-t Pritsche/Fahrgestell (B903) 313 CDI 4x4 (903.612, 903.613, 903.622, 903.623)	OM 611.981	04.00 - 05.06	2148	D	95 kW	746	30
SPRINTER 3-t Pritsche/Fahrgestell (B903) 314 (903.011, 903.012, 903.013, 903.022, 903.612,...	M 111.979	02.95 - 05.06	2295	B	105 kW	750	49
SPRINTER 3-t Pritsche/Fahrgestell (B903) 314 (903.011, 903.012, 903.013, 903.022, 903.612,...	M 111.984	02.95 - 05.06	2295	B	105 kW	750	49








			ccm		kw		1	POS
SPRINTER 3-t Pritsche/Fahrgestell (B903) 314 4x4 (903.612, 903.613, 903.622)	M 111.984	08.02 - 05.06	2295	B	105 kW	750	49	
SPRINTER 3-t Pritsche/Fahrgestell (B903) 314 NGT (903.611, 903.612, 903.613, 903.622, 903.012,....	M 111.979	02.95 - 05.06	2295	B/G	95 kW	750	49	
SPRINTER 3-t Pritsche/Fahrgestell (B903) 314 NGT (903.611, 903.612, 903.613, 903.622, 903.012,....	M 111.984	02.95 - 05.06	2295	B/G	95 kW	750	49	
SPRINTER 3-t Pritsche/Fahrgestell (B903) 316 CDI (903.611, 903.612, 903.613, 903.621, 903.622,....	OM 612.981	04.00 - 05.06	2685	D	115 kW	746	31	
SPRINTER 3-t Pritsche/Fahrgestell (B903) 316 CDI (903.611, 903.612, 903.613, 903.621, 903.622,....	OM 647.981	04.00 - 05.06	2685	D	115 kW	746	31	
SPRINTER 3-t Pritsche/Fahrgestell (B903) 316 CDI 4x4 (903.612, 903.613, 903.622, 903.623)	OM 612.981	08.02 - 05.06	2685	D	115 kW	746	31	
SPRINTER 3-t Pritsche/Fahrgestell (B903) 316 CDI 4x4 (903.612, 903.613, 903.622, 903.623)	OM 647.981	08.02 - 05.06	2685	D	115 kW	746	31	
SPRINTER 3-t Pritsche/Fahrgestell (B906) 209 CDI (906.111, 906.113, 906.211, 906.213)	OM 646.984	06.06 - 12.09	2148	D	65 kW	746	30	
SPRINTER 3-t Pritsche/Fahrgestell (B906) 210 CDI (906.111, 906.113, 906.211, 906.213)	OM 651.955	03.09 - 05.16	2143	D	70 kW	741	13	
SPRINTER 3-t Pritsche/Fahrgestell (B906) 210 CDI (906.111, 906.113, 906.211, 906.213)	OM 651.956	03.09 - 05.16	2143	D	70 kW	741	13	
SPRINTER 3-t Pritsche/Fahrgestell (B906) 211 CDI (906.111, 906.113, 906.211, 906.213)	OM 646.985	06.06 - 12.09	2148	D	80 kW	746	30	
SPRINTER 3-t Pritsche/Fahrgestell (B906) 211 CDI (906.111, 906.113, 906.211, 906.213)	OM 651.955	04.16	2143	D	84 kW	741	13	
SPRINTER 3-t Pritsche/Fahrgestell (B906) 211 CDI (906.111, 906.113, 906.211, 906.213)	OM 651.956	04.16	2143	D	84 kW	741	13	
SPRINTER 3-t Pritsche/Fahrgestell (B906) 213 CDI (906.111, 906.113, 906.211, 906.213)	OM 646.986	06.06 - 12.09	2148	D	95 kW	746	30	
SPRINTER 3-t Pritsche/Fahrgestell (B906) 213 CDI (906.111, 906.113, 906.211, 906.213)	OM 651.955	03.09 - 05.16	2143	D	95 kW	741	13	
SPRINTER 3-t Pritsche/Fahrgestell (B906) 213 CDI (906.111, 906.113, 906.211, 906.213)	OM 651.956	03.09 - 05.16	2143	D	95 kW	741	13	
SPRINTER 3-t Pritsche/Fahrgestell (B906) 213 CDI (906.111, 906.113, 906.211, 906.213)	OM 651.956	03.09 - 05.16	2143	D	95 kW	741	13	
SPRINTER 3-t Pritsche/Fahrgestell (B906) 213 CDI (906.111, 906.113, 906.211, 906.213)	OM 651.957	03.09 - 05.16	2143	D	95 kW	741	13	
SPRINTER 3-t Pritsche/Fahrgestell (B906) 214 CDI (906.111, 906.113, 906.211, 906.213)	OM 651.955	04.16	2143	D	105 kW	741	13	
SPRINTER 3-t Pritsche/Fahrgestell (B906) 214 CDI (906.111, 906.113, 906.211, 906.213)	OM 651.956	04.16	2143	D	105 kW	741	13	
SPRINTER 3-t Pritsche/Fahrgestell (B906) 215 CDI (906.111, 906.113, 906.211, 906.213)	OM 646.986	06.06 - 12.09	2148	D	110 kW	746	30	
SPRINTER 3-t Pritsche/Fahrgestell (B906) 215 CDI (906.111, 906.113, 906.211, 906.213)	OM 646.989	06.06 - 12.09	2148	D	110 kW	746	30	
SPRINTER 3-t Pritsche/Fahrgestell (B906) 215 CDI (906.111, 906.113, 906.211, 906.213)	OM 646.990	06.06 - 12.09	2148	D	110 kW	746	30	
SPRINTER 3-t Pritsche/Fahrgestell (B906) 216 (906.113, 906.213)	M 271.951	09.08 - 05.16	1796	B	115 kW	741	8	
SPRINTER 3-t Pritsche/Fahrgestell (B906) 216 CDI (906.111, 906.113, 906.211, 906.213)	OM 651.955	03.09	2143	D	120 kW	741	13	
SPRINTER 3-t Pritsche/Fahrgestell (B906) 216 CDI (906.111, 906.113, 906.211, 906.213)	OM 651.956	03.09	2143	D	120 kW	741	13	
SPRINTER 3-t Pritsche/Fahrgestell (B906) 216 CDI (906.111, 906.113, 906.211, 906.213)	OM 651.957	03.09	2143	D	120 kW	741	13	
SPRINTER 3-t Pritsche/Fahrgestell (B910, B907) 211 CDI (910.121, 910.123)	OM 651.950	02.18	2143	D	84 kW	741	13	
SPRINTER 3-t Pritsche/Fahrgestell (B910, B907) 211 CDI RWD (907.221, 907.223)	OM 651.958	02.18	2143	D	84 kW	741	13	
SPRINTER 3-t Pritsche/Fahrgestell (B910, B907) 214 CDI (910.121, 910.123)	OM 651.950	02.18	2143	D	105 kW	741	13	
SPRINTER 3-t Pritsche/Fahrgestell (B910, B907) 214 CDI (910.121, 910.123)	OM 651.958	02.18	2143	D	105 kW	741	13	
SPRINTER 3-t Pritsche/Fahrgestell (B910, B907) 214 CDI RWD (907.221, 907.223)	OM 651.958	02.18	2143	D	105 kW	741	13	
SPRINTER 3-t Pritsche/Fahrgestell (B910, B907) 216 CDI RWD (907.221, 907.223)	OM 651.958	02.18	2143	D	120 kW	741	13	
SPRINTER 3-t Tourer Bus (B907) 211 CDI (907.721, 907.723)	OM 651.958	02.18	2143	D	84 kW	741	13	
SPRINTER 3-t Tourer Bus (B907) 214 CDI (907.721, 907.723)	OM 651.958	02.18	2143	D	105 kW	741	13	
SPRINTER 4,6-t Bus (B906) 415 CDI (906.753)	OM 651.955	06.06	2143	D	110 kW	741	13	
SPRINTER 4,6-t Bus (B906) 415 CDI (906.753)	OM 651.956	06.06	2143	D	110 kW	741	13	
SPRINTER 4,6-t Bus (B906) 415 CDI (906.753)	OM 651.957	06.06	2143	D	110 kW	741	13	
SPRINTER 4,6-t Kasten (B906) 411 CDI (906.653, 906.655, 906.657)	OM 646.985	06.09 - 12.18	2148	D	80 kW	746	30	
SPRINTER 4,6-t Kasten (B906) 411 CDI (906.653, 906.655, 906.657)	OM 651.955	04.16	2143	D	84 kW	741	13	
SPRINTER 4,6-t Kasten (B906) 411 CDI (906.653, 906.655, 906.657)	OM 651.956	04.16	2143	D	84 kW	741	13	
SPRINTER 4,6-t Kasten (B906) 413 CDI (906.653, 906.655, 906.657)	OM 651.955	06.06 - 05.16	2143	D	95 kW	741	13	
SPRINTER 4,6-t Kasten (B906) 413 CDI (906.653, 906.655, 906.657)	OM 651.956	06.06 - 05.16	2143	D	95 kW	741	13	
SPRINTER 4,6-t Kasten (B906) 413 CDI (906.653, 906.655, 906.657)	OM 651.957	06.06 - 05.16	2143	D	95 kW	741	13	
SPRINTER 4,6-t Kasten (B906) 414 CDI (906.653, 906.655, 906.657)	OM 651.955	05.16	2143	D	105 kW	741	13	
SPRINTER 4,6-t Kasten (B906) 414 CDI (906.653, 906.655, 906.657)	OM 651.956	05.16	2143	D	105 kW	741	13	
SPRINTER 4,6-t Kasten (B906) 414 CDI 4x4 (906.653, 906.655, 906.657)	OM 651.955	05.16	2143	D	105 kW	741	13	
SPRINTER 4,6-t Kasten (B906) 414 CDI 4x4 (906.653, 906.655, 906.657)	OM 651.956	05.16	2143	D	105 kW	741	13	
SPRINTER 4,6-t Kasten (B906) 415 CDI (906.631, 906.633, 906.635, 906.655)	OM 651.955	06.11	2143	D	110 kW	741	13	
SPRINTER 4,6-t Kasten (B906) 415 CDI (906.631, 906.633, 906.635, 906.655)	OM 651.956	06.11	2143	D	110 kW	741	13	
SPRINTER 4,6-t Kasten (B906) 415 CDI (906.631, 906.633, 906.635, 906.655)	OM 651.957	06.11	2143	D	110 kW	741	13	
SPRINTER 4,6-t Kasten (B906) 415 CDI (906.653, 906.655, 906.657)	OM 646.986	06.09 - 12.09	2148	D	110 kW	746	30	
SPRINTER 4,6-t Kasten (B906) 415 CDI (906.653, 906.655, 906.657)	OM 646.989	06.09 - 12.09	2148	D	110 kW	746	30	
SPRINTER 4,6-t Kasten (B906) 415 CDI (906.653, 906.655, 906.657)	OM 646.990	06.09 - 12.09	2148	D	110 kW	746	30	
SPRINTER 4,6-t Kasten (B906) 416 CDI (906.653, 906.655, 906.657)	OM 651.955	03.09	2143	D	120 kW	741	13	
SPRINTER 4,6-t Kasten (B906) 416 CDI (906.653, 906.655, 906.657)	OM 651.956	03.09	2143	D	120 kW	741	13	
SPRINTER 4,6-t Kasten (B906) 416 CDI (906.653, 906.655, 906.657)	OM 651.957	03.09	2143	D	120 kW	741	13	
SPRINTER 4,6-t Kasten (B906) 416 CDI 4x4 (906.655, 906.657)	OM 651.955	11.13	2143	D	120 kW	741	13	
SPRINTER 4,6-t Kasten (B906) 416 CDI 4x4 (906.655, 906.657)	OM 651.956	11.13	2143	D	120 kW	741	13	








MERCEDES-BENZ

							
SPRINTER 4,6-t Kasten (B906) 416 CDI 4x4 (906.655, 906.657)	OM 651.957	11.13	2143	D	120 kW	741	13
SPRINTER 4,6-t Pritsche/Fahrgestell (B906) 411 CDI (906.153, 906.155, 906.253, 906.255)	OM 646.985	06.09 - 12.18	2148	D	80 kW	746	30
SPRINTER 4,6-t Pritsche/Fahrgestell (B906) 411 CDI (906.153, 906.155, 906.253, 906.255)	OM 651.955	04.16	2143	D	84 kW	741	13
SPRINTER 4,6-t Pritsche/Fahrgestell (B906) 411 CDI (906.153, 906.155, 906.253, 906.255)	OM 651.956	04.16	2143	D	84 kW	741	13
SPRINTER 4,6-t Pritsche/Fahrgestell (B906) 413 CDI (906.153, 906.155, 906.253, 906.255)	OM 651.955	03.09	2143	D	95 kW	741	13
SPRINTER 4,6-t Pritsche/Fahrgestell (B906) 413 CDI (906.153, 906.155, 906.253, 906.255)	OM 651.956	03.09	2143	D	95 kW	741	13
SPRINTER 4,6-t Pritsche/Fahrgestell (B906) 413 CDI (906.153, 906.155, 906.253, 906.255)	OM 651.956	03.09	2143	D	95 kW	741	13
SPRINTER 4,6-t Pritsche/Fahrgestell (B906) 413 CDI (906.153, 906.155, 906.253, 906.255)	OM 651.957	03.09	2143	D	95 kW	741	13
SPRINTER 4,6-t Pritsche/Fahrgestell (B906) 414 CDI (906.153, 906.155, 906.253, 906.255)	OM 651.955	05.16	2143	D	105 kW	741	13
SPRINTER 4,6-t Pritsche/Fahrgestell (B906) 414 CDI (906.153, 906.155, 906.253, 906.255)	OM 651.956	05.16	2143	D	105 kW	741	13
SPRINTER 4,6-t Pritsche/Fahrgestell (B906) 415 CDI (906.153, 906.155, 906.253, 906.255)	OM 646.986	06.06 - 12.09	2148	D	110 kW	746	30
SPRINTER 4,6-t Pritsche/Fahrgestell (B906) 415 CDI (906.153, 906.155, 906.253, 906.255)	OM 646.989	06.06 - 12.09	2148	D	110 kW	746	30
SPRINTER 4,6-t Pritsche/Fahrgestell (B906) 415 CDI (906.153, 906.155, 906.253, 906.255)	OM 646.990	06.06 - 12.09	2148	D	110 kW	746	30
SPRINTER 4,6-t Pritsche/Fahrgestell (B906) 415 CDI (906.155)	OM 651.955	06.11	2143	D	110 kW	741	13
SPRINTER 4,6-t Pritsche/Fahrgestell (B906) 415 CDI (906.155)	OM 651.956	06.11	2143	D	110 kW	741	13
SPRINTER 4,6-t Pritsche/Fahrgestell (B906) 415 CDI (906.155)	OM 651.957	06.11	2143	D	110 kW	741	13
SPRINTER 4,6-t Pritsche/Fahrgestell (B906) 416 CDI (906.153, 906.155, 906.253, 906.255)	OM 651.955	03.09	2143	D	120 kW	741	13
SPRINTER 4,6-t Pritsche/Fahrgestell (B906) 416 CDI (906.153, 906.155, 906.253, 906.255)	OM 651.956	03.09	2143	D	120 kW	741	13
SPRINTER 4,6-t Pritsche/Fahrgestell (B906) 416 CDI (906.153, 906.155, 906.253, 906.255)	OM 651.957	03.09	2143	D	120 kW	741	13
SPRINTER 4-t Bus (B904) 408 CDI (904.662, 904.663)	OM 611.987	04.00 - 05.06	2148	D	60 kW	746	30
SPRINTER 4-t Bus (B904) 411 CDI (904.662, 904.663)	OM 611.981	04.00 - 05.06	2148	D	80 kW	746	30
SPRINTER 4-t Bus (B904) 413 CDI (904.663, 904.662)	OM 611.981	04.00 - 05.06	2148	D	95 kW	746	30
SPRINTER 4-t Bus (B904) 414 (904.662, 904.663)	M 111.979	02.96 - 05.06	2295	B	105 kW	750	49
SPRINTER 4-t Bus (B904) 414 (904.662, 904.663)	M 111.984	02.96 - 05.06	2295	B	105 kW	750	49
SPRINTER 4-t Bus (B904) 416 CDI (904.662, 904.663)	OM 612.981	04.00 - 05.06	2685	D	115 kW	746	31
SPRINTER 4-t Kasten (B904) 408 CDI	OM 611.987	04.00 - 05.06	2148	D	60 kW	746	30
SPRINTER 4-t Kasten (B904) 408 D	OM 601.943	02.96 - 05.06	2299	D	58 kW	748	38
SPRINTER 4-t Kasten (B904) 410 D 4x4	OM 602.980	05.97 - 05.06	2874	D	75 kW	749	41
SPRINTER 4-t Kasten (B904) 410 D	OM 602.980	02.96 - 05.06	2874	D	75 kW	749	41
SPRINTER 4-t Kasten (B904) 411 CDI 4x4	OM 611.981	04.00 - 05.06	2148	D	80 kW	746	30
SPRINTER 4-t Kasten (B904) 411 CDI	OM 611.981	04.00 - 05.06	2148	D	80 kW	746	30
SPRINTER 4-t Kasten (B904) 412 D 4x4	OM 602.980	05.97 - 05.06	2874	D	85 kW	749	41
SPRINTER 4-t Kasten (B904) 412 D 4x4	OM 602.980	05.97 - 05.06	2874	D	90 kW	749	41
SPRINTER 4-t Kasten (B904) 412 D	OM 602.980	02.96 - 05.06	2874	D	85 kW	749	41
SPRINTER 4-t Kasten (B904) 412 D	OM 602.980	02.96 - 05.06	2874	D	90 kW	749	41
SPRINTER 4-t Kasten (B904) 413 CDI 4x4	OM 611.981	04.00 - 05.06	2148	D	95 kW	746	30
SPRINTER 4-t Kasten (B904) 413 CDI	OM 611.981	04.00 - 05.12	2148	D	95 kW	746	30
SPRINTER 4-t Kasten (B904) 414 (904.062, 904.063, 904.662, 904.663)	M 111.979	02.96 - 05.06	2295	B	105 kW	750	49
SPRINTER 4-t Kasten (B904) 414 (904.062, 904.063, 904.662, 904.663)	M 111.984	02.96 - 05.06	2295	B	105 kW	750	49
SPRINTER 4-t Kasten (B904) 414 4x4 (904.062, 904.063, 904.662, 904.663)	M 111.979	05.97 - 05.06	2295	B	105 kW	750	49
SPRINTER 4-t Kasten (B904) 414 4x4 (904.062, 904.063, 904.662, 904.663)	M 111.984	05.97 - 05.06	2295	B	105 kW	750	49
SPRINTER 4-t Kasten (B904) 414 D 4x4	OM 602.980	05.97 - 05.06	2874	D	90 kW	749	41
SPRINTER 4-t Kasten (B904) 414 NGT	M 111.979	02.95 - 05.06	2295	B/G	95 kW	750	49
SPRINTER 4-t Kasten (B904) 414 NGT	M 111.984	02.95 - 05.06	2295	B/G	95 kW	750	49
SPRINTER 4-t Kasten (B904) 416 CDI 4x4	OM 612.981	04.00 - 05.06	2685	D	115 kW	746	31
SPRINTER 4-t Kasten (B904) 416 CDI 4x4	OM 647.981	04.00 - 05.06	2685	D	115 kW	746	31
SPRINTER 4-t Kasten (B904) 416 CDI	OM 612.981	04.00 - 05.06	2685	D	115 kW	746	31
SPRINTER 4-t Kasten (B904) 416 CDI	OM 647.981	04.00 - 05.06	2685	D	115 kW	746	31
SPRINTER 4-t Kasten (B907, B910) 411 CDI (910.641, 910.643)	OM 651.950	02.18	2143	D	84 kW	741	13
SPRINTER 4-t Kasten (B907, B910) 411 CDI (910.641, 910.643)	OM 651.958	02.18	2143	D	84 kW	741	13
SPRINTER 4-t Kasten (B907, B910) 411 CDI RWD (907.643, 907.645)	OM 651.958	02.18	2143	D	84 kW	741	13
SPRINTER 4-t Kasten (B907, B910) 414 CDI (910.643, 910.641)	OM 651.958	02.18	2143	D	105 kW	741	13
SPRINTER 4-t Kasten (B907, B910) 414 CDI Allrad (907.643, 907.645, 907.647)	OM 651.958	01.19	2143	D	105 kW	741	13
SPRINTER 4-t Kasten (B907, B910) 414 CDI RWD (907.643, 907.645, 907.647)	OM 651.958	02.18	2143	D	105 kW	741	13
SPRINTER 4-t Kasten (B907, B910) 416 CDI Allrad (907.643, 907.645, 907.647)	OM 651.958	01.19	2143	D	120 kW	741	13
SPRINTER 4-t Kasten (B907, B910) 416 CDI RWD (907.643, 907.645, 907.647)	OM 651.958	02.18	2143	D	120 kW	741	13
SPRINTER 4-t Pritsche/Fahrgestell (B904) 408 CDI	OM 611.987	04.00 - 05.06	2148	D	60 kW	746	30
SPRINTER 4-t Pritsche/Fahrgestell (B904) 408 D	OM 601.943	02.96 - 05.06	2299	D	58 kW	748	38
SPRINTER 4-t Pritsche/Fahrgestell (B904) 410 D 4x4	OM 602.980	05.97 - 05.06	2874	D	75 kW	749	41
SPRINTER 4-t Pritsche/Fahrgestell (B904) 410 D	OM 602.980	02.96 - 05.06	2874	D	75 kW	749	41
SPRINTER 4-t Pritsche/Fahrgestell (B904) 411 CDI 4x4	OM 611.981	04.00 - 05.06	2148	D	80 kW	746	30
SPRINTER 4-t Pritsche/Fahrgestell (B904) 411 CDI	OM 611.981	04.00 - 05.06	2148	D	80 kW	746	30








			ccm		kw		1 POS
SPRINTER 4-t Pritsche/Fahrgestell (B904) 412 D 4x4	OM 602.980	05.97 - 05.06	2874	D	85 kW	749	41
SPRINTER 4-t Pritsche/Fahrgestell (B904) 412 D 4x4	OM 602.980	05.97 - 05.06	2874	D	90 kW	749	41
SPRINTER 4-t Pritsche/Fahrgestell (B904) 412 D	OM 602.980	02.96 - 05.06	2874	D	85 kW	749	41
SPRINTER 4-t Pritsche/Fahrgestell (B904) 412 D	OM 602.980	02.96 - 05.06	2874	D	90 kW	749	41
SPRINTER 4-t Pritsche/Fahrgestell (B904) 413 CDI 4x4	OM 611.981	04.00 - 05.06	2148	D	95 kW	746	30
SPRINTER 4-t Pritsche/Fahrgestell (B904) 413 CDI	OM 611.981	04.00 - 05.12	2148	D	95 kW	746	30
SPRINTER 4-t Pritsche/Fahrgestell (B904) 414 (904.012, 904.013, 904.612, 904.613)	M 111.979	02.95 - 05.06	2295	B	105 kW	750	49
SPRINTER 4-t Pritsche/Fahrgestell (B904) 414 (904.012, 904.013, 904.612, 904.613)	M 111.984	02.95 - 05.06	2295	B	105 kW	750	49
SPRINTER 4-t Pritsche/Fahrgestell (B904) 414 4x4 (904.012, 904.013, 904.612, 904.613)	M 111.979	05.97 - 05.06	2295	B	105 kW	750	49
SPRINTER 4-t Pritsche/Fahrgestell (B904) 414 4x4 (904.012, 904.013, 904.612, 904.613)	M 111.984	05.97 - 05.06	2295	B	105 kW	750	49
SPRINTER 4-t Pritsche/Fahrgestell (B904) 414 NGT	M 111.979	02.95 - 05.06	2295	B/G	95 kW	750	49
SPRINTER 4-t Pritsche/Fahrgestell (B904) 414 NGT	M 111.984	02.95 - 05.06	2295	B/G	95 kW	750	49
SPRINTER 4-t Pritsche/Fahrgestell (B904) 416 CDI 4x4	OM 612.981	04.00 - 05.06	2685	D	115 kW	746	31
SPRINTER 4-t Pritsche/Fahrgestell (B904) 416 CDI 4x4	OM 647.981	04.00 - 05.06	2685	D	115 kW	746	31
SPRINTER 4-t Pritsche/Fahrgestell (B904) 416 CDI	OM 612.981	04.00 - 05.06	2685	D	115 kW	746	31
SPRINTER 4-t Pritsche/Fahrgestell (B904) 416 CDI	OM 647.981	04.00 - 05.06	2685	D	115 kW	746	31
SPRINTER 4-t Pritsche/Fahrgestell (B907, B910) 411 CDI (910.143, 910.141)	OM 651.950	02.18	2143	D	84 kW	741	13
SPRINTER 4-t Pritsche/Fahrgestell (B907, B910) 411 CDI (910.143, 910.141)	OM 651.958	02.18	2143	D	84 kW	741	13
SPRINTER 4-t Pritsche/Fahrgestell (B907, B910) 411 CDI RWD (907.141, 907.143, 907.145, 907.241, 907.243...)	OM 651.958	02.18	2143	D	84 kW	741	13
SPRINTER 4-t Pritsche/Fahrgestell (B907, B910) 414 CDI (910.141, 910.143, 910.040)	OM 651.950	02.18	2143	D	105 kW	741	13
SPRINTER 4-t Pritsche/Fahrgestell (B907, B910) 414 CDI (910.141, 910.143, 910.040)	OM 651.958	02.18	2143	D	105 kW	741	13
SPRINTER 4-t Pritsche/Fahrgestell (B907, B910) 414 CDI Allrad (907.143, 907.145, 907.243, 907.245)	OM 651.958	01.19	2143	D	105 kW	741	13
SPRINTER 4-t Pritsche/Fahrgestell (B907, B910) 414 CDI RWD (907.143, 907.145, 907.243, 907.245, 907.141...)	OM 651.958	02.18	2143	D	105 kW	741	13
SPRINTER 4-t Pritsche/Fahrgestell (B907, B910) 416 CDI Allrad (907.143, 907.145, 907.243, 907.245)	OM 651.958	01.19	2143	D	120 kW	741	13
SPRINTER 4-t Pritsche/Fahrgestell (B907, B910) 416 CDI RWD (907.143, 907.145, 907.243, 907.141, 907.241...)	OM 651.958	02.18	2143	D	120 kW	741	13
SPRINTER 4-t Pritsche/Fahrgestell (B907, B910) 417 CDI (910.040)	OM 651.958	02.18	2143	D	125 kW	741	13
SPRINTER 4-t Pritsche/Fahrgestell (B907, B910) 418 CDI (910.040)	OM 651.958	02.18	2143	D	130 kW	741	13
SPRINTER 4-t Tourer Bus (B907) 411 CDI (907.741, 907.743, 907.745)	OM 651.958	02.18	2143	D	84 kW	741	13
SPRINTER 4-t Tourer Bus (B907) 414 CDI (907.741, 907.743, 907.745)	OM 651.958	09.19	2143	D	105 kW	741	13
SPRINTER 4-t Tourer Bus (B907) 416 CDI (907.843)	OM 651.958	09.19	2143	D	120 kW	741	13
SPRINTER 5-t Bus (B906) 513 CDI (906.655, 906.657)	OM 651.955	03.09	2143	D	95 kW	741	13
SPRINTER 5-t Bus (B906) 513 CDI (906.655, 906.657)	OM 651.956	03.09	2143	D	95 kW	741	13
SPRINTER 5-t Bus (B906) 515 CDI (906.655, 906.657)	OM 651.955	06.06	2143	D	110 kW	741	13
SPRINTER 5-t Bus (B906) 515 CDI (906.655, 906.657)	OM 651.956	06.06	2143	D	110 kW	741	13
SPRINTER 5-t Bus (B906) 515 CDI (906.655, 906.657)	OM 651.957	06.06	2143	D	110 kW	741	13
SPRINTER 5-t Bus (B906) 516 CDI (906.655, 906.657)	OM 651.955	03.09	2143	D	120 kW	741	13
SPRINTER 5-t Bus (B906) 516 CDI (906.655, 906.657)	OM 651.956	03.09	2143	D	120 kW	741	13
SPRINTER 5-t Bus (B906) 516 CDI (906.655, 906.657)	OM 651.957	03.09	2143	D	120 kW	741	13
SPRINTER 5-t Kasten (B906) 509 CDI (906.653, 906.655, 906.657)	OM 646.984	06.06 - 12.09	2148	D	65 kW	746	30
SPRINTER 5-t Kasten (B906) 510 CDI (906.653, 906.655, 906.657)	OM 651.955	03.09 - 05.16	2143	D	70 kW	741	13
SPRINTER 5-t Kasten (B906) 510 CDI (906.653, 906.655, 906.657)	OM 651.956	03.09 - 05.16	2143	D	70 kW	741	13
SPRINTER 5-t Kasten (B906) 511 CDI (906.653, 906.655, 906.657)	OM 646.985	06.06 - 12.09	2148	D	80 kW	746	30
SPRINTER 5-t Kasten (B906) 511 CDI (906.653, 906.655, 906.657)	OM 651.955	05.16	2143	D	84 kW	741	13
SPRINTER 5-t Kasten (B906) 511 CDI (906.653, 906.655, 906.657)	OM 651.956	05.16	2143	D	84 kW	741	13
SPRINTER 5-t Kasten (B906) 511 CDI 4x4 (906.653, 906.655, 906.657)	OM 646.985	06.06 - 12.09	2148	D	80 kW	746	30
SPRINTER 5-t Kasten (B906) 513 CDI (906.653, 906.655, 906.657)	OM 646.986	06.06	2148	D	95 kW	746	30
SPRINTER 5-t Kasten (B906) 513 CDI (906.653, 906.655, 906.657)	OM 651.955	06.06	2143	D	95 kW	741	13
SPRINTER 5-t Kasten (B906) 513 CDI (906.653, 906.655, 906.657)	OM 651.956	06.06	2143	D	95 kW	741	13
SPRINTER 5-t Kasten (B906) 513 CDI (906.653, 906.655, 906.657)	OM 651.956	06.06	2143	D	95 kW	741	13
SPRINTER 5-t Kasten (B906) 513 CDI (906.653, 906.655, 906.657)	OM 651.957	06.06	2143	D	95 kW	741	13
SPRINTER 5-t Kasten (B906) 513 CDI 4x4 (906.653, 906.655, 906.657)	OM 651.955	06.06	2143	D	95 kW	741	13
SPRINTER 5-t Kasten (B906) 513 CDI 4x4 (906.653, 906.655, 906.657)	OM 651.956	06.06	2143	D	95 kW	741	13
SPRINTER 5-t Kasten (B906) 513 CDI 4x4 (906.653, 906.655, 906.657)	OM 651.956	06.06	2143	D	95 kW	741	13
SPRINTER 5-t Kasten (B906) 513 CDI 4x4 (906.653, 906.655, 906.657)	OM 651.957	06.06	2143	D	95 kW	741	13
SPRINTER 5-t Kasten (B906) 514 CDI (906.653, 906.655, 906.657)	OM 651.955	05.16	2143	D	105 kW	741	13
SPRINTER 5-t Kasten (B906) 514 CDI (906.653, 906.655, 906.657)	OM 651.956	05.16	2143	D	105 kW	741	13
SPRINTER 5-t Kasten (B906) 514 CDI 4x4 (906.653, 906.655, 906.657)	OM 651.955	05.16	2143	D	105 kW	741	13
SPRINTER 5-t Kasten (B906) 514 CDI 4x4 (906.653, 906.655, 906.657)	OM 651.956	05.16	2143	D	105 kW	741	13
SPRINTER 5-t Kasten (B906) 515 CDI (906.653, 906.655, 906.657)	OM 646.986	06.06 - 12.09	2148	D	110 kW	746	30








			ccm		kw		1 POS
SPRINTER 5-t Tourer Bus (B907) 516 CDI (907.855, 907.857)	OM 651.958	09.19	2143	D	120 kW	741	13
SPRINTER CLASSIC 3,5-t Kasten (B909) 311 CDI (909.632, 909.633)	OM 646.701	09.13	2148	D	80 kW	746	30
SPRINTER CLASSIC 3,5-t Kasten (B909) 313 CDI (909.632, 909.633)	OM 646.701	01.17	2148	D	100 kW	746	30
SPRINTER CLASSIC 4,6-t Bus (B909) 411 CDI (909.843)	OM 646.701	09.13	2148	D	80 kW	746	30
SPRINTER CLASSIC 4,6-t Kasten (B909) 413 CDI (909.643)	OM 646.701	01.17	2148	D	100 kW	746	30
T-CLASS Großraumlimousine (W420) T 160 CDI (420.823)	OM 608.915 (K9K)	05.22	1461	D	70 kW	740	4
T-CLASS Großraumlimousine (W420) T 180 CDI (420.833)	OM 608.915 (K9K)	05.22	1461	D	85 kW	740	4
T1 Bus (602) 308 D 2.3	OM 601.940	06.89 - 02.96	2299	D	60 kW	748	38
T1 Bus (602) 308 D 2.3	OM 601.940	05.90 - 02.96	2299	D	58 kW	748	38
T1 Bus (602) 310 D 2.9	OM 602.940	06.89 - 02.96	2874	D	70 kW	748	40
T1 Bus (602) 310 D 2.9	OM 602.940	06.90 - 02.96	2874	D	72 kW	748	40
T1 Bus (B601) 207 D 2.4 (601.371, 601.372, 601.376, 601.377)	OM 616.917	05.77 - 12.82	2399	D	48 kW	751	50
T1 Bus (B601) 207 D 2.4 (601.371, 601.372, 601.376, 601.377)	OM 616.934	05.77 - 12.82	2404	D	48 kW	752	55
T1 Bus (B601) 207 D 2.4 (601.371, 601.376, 601.377)	OM 616.937	07.82 - 01.90	2399	D	53 kW	751	50
T1 Bus (B601) 207 D 2.4 (601.371, 601.376, 601.377)	OM 616.939	07.82 - 01.90	2399	D	53 kW	751	50
T1 Bus (B601) 208 2.3	M 115.955	05.77 - 12.82	2307	B	63 kW	753	59
T1 Bus (B601) 208 2.3	M 115.972	05.77 - 12.82	2307	B	63 kW	753	59
T1 Bus (B601) 208 D 2.3 (601.371, 601.372, 601.376, 601.377)	OM 601.940	10.88 - 02.96	2299	D	58 kW	748	38
T1 Bus (B601) 208 D 2.3	OM 601.940	10.88 - 02.96	2299	D	60 kW	748	38
T1 Bus (B601) 209 D 2.9	OM 617.913	12.82 - 01.90	2998	D	65 kW	751	52
T1 Bus (B601) 210 2.3	M 102.942	07.82 - 01.90	2299	B	70 kW	753	60
T1 Bus (B601) 210 2.3	M 102.945	05.89 - 02.96	2299	B	77 kW	753	60
T1 Bus (B601) 210 D 2.8	OM 602.940	11.88 - 02.96	2874	D	70 kW	748	40
T1 Bus (B601) 210 D 2.8	OM 602.940	11.88 - 02.96	2874	D	72 kW	748	40
T1 Kasten (601, 611) 207 D 2.4	OM 616.937	06.82 - 01.90	2399	D	53 kW	751	50
T1 Kasten (601, 611) 207 D 2.4	OM 616.939	06.82 - 01.90	2399	D	53 kW	751	50
T1 Kasten (601, 611) 208 D 2.3	OM 601.940	11.88 - 02.96	2299	D	58 kW	748	38
T1 Kasten (601, 611) 208 D 2.3	OM 601.940	10.88 - 02.96	2299	D	60 kW	748	38
T1 Kasten (601, 611) 209 D 2.9	OM 617.913	12.82 - 01.90	2998	D	65 kW	751	52
T1 Kasten (601, 611) 210 2.3	M 102.942	07.82 - 02.96	2299	B	70 kW	753	60
T1 Kasten (601, 611) 210 2.3	M 102.945	05.89 - 02.96	2299	B	77 kW	753	60
T1 Kasten (601, 611) 210 2.3	M 102.946	07.82 - 02.96	2299	B	70 kW	753	60
T1 Kasten (601, 611) 210 2.3	M 115.955	05.77 - 12.82	2307	B	63 kW	753	59
T1 Kasten (601, 611) 210 D 2.8	OM 602.940	10.88 - 02.96	2874	D	70 kW	748	40
T1 Kasten (601, 611) 210 D 2.8	OM 602.940	10.88 - 02.96	2874	D	72 kW	748	40
T1 Kasten (601, 611) 407 D 2.4 (611.367, 611.368)	OM 616.937	04.81 - 07.82	2399	D	53 kW	751	50
T1 Kasten (B602) 307 D 2.4	OM 616.937	10.82 - 01.90	2399	D	53 kW	751	50
T1 Kasten (B602) 307 D 2.4	OM 616.939	10.82 - 01.90	2399	D	53 kW	751	50
T1 Kasten (B602) 308 D 2.3	OM 601.940	11.88 - 02.96	2299	D	58 kW	748	38
T1 Kasten (B602) 308 D 2.3	OM 601.940	06.89 - 02.96	2299	D	60 kW	748	38
T1 Kasten (B602) 309 D 3.0	OM 617.913	10.82 - 01.90	2998	D	65 kW	751	52
T1 Kasten (B602) 310 2.3	M 102.942	06.89 - 02.96	2299	B	70 kW	753	60
T1 Kasten (B602) 310 2.3	M 102.945	01.89 - 12.95	2299	B	77 kW	753	60
T1 Kasten (B602) 310 D 2.9	OM 602.940	06.89 - 02.96	2874	D	72 kW	748	40
T1 Kasten (B602) 310 D 2.9	OM 602.940	06.89 - 02.96	2874	D	70 kW	748	40
T1 Pritsche/Fahrgestell (601) 207 D 2.4	OM 616.917	04.77 - 12.82	2399	D	48 kW	751	50
T1 Pritsche/Fahrgestell (601) 207 D 2.4	OM 616.937	12.77 - 10.89	2399	D	53 kW	751	50
T1 Pritsche/Fahrgestell (601) 208 D 2.3	OM 601.940	06.89 - 02.96	2299	D	60 kW	748	38
T1 Pritsche/Fahrgestell (601) 208 D 2.3	OM 601.940	11.88 - 02.96	2299	D	58 kW	748	38
T1 Pritsche/Fahrgestell (601) 209 D 2.9	OM 617.913	12.82 - 01.90	2998	D	65 kW	751	52
T1 Pritsche/Fahrgestell (601) 210 2.3	M 102.942	04.77 - 10.89	2299	B	70 kW	753	60
T1 Pritsche/Fahrgestell (601) 210 2.3	M 115.955	04.77 - 10.89	2307	B	63 kW	753	59
T1 Pritsche/Fahrgestell (601) 210 D 2.8	OM 602.940	11.88 - 02.96	2874	D	72 kW	748	40
T1 Pritsche/Fahrgestell (601) 210 D 2.9	OM 602.940	11.88 - 02.96	2874	D	70 kW	748	40
T1 Pritsche/Fahrgestell (B602) 307 D 2.4	OM 616.937	04.77 - 01.83	2399	D	48 kW	751	50
T1 Pritsche/Fahrgestell (B602) 307 D 2.4	OM 616.937	06.82 - 01.90	2399	D	53 kW	751	50
T1 Pritsche/Fahrgestell (B602) 307 D 2.4	OM 616.939	06.82 - 01.90	2399	D	53 kW	751	50
T1 Pritsche/Fahrgestell (B602) 308 D 2.3	OM 601.940	06.89 - 02.96	2299	D	58 kW	748	38
T1 Pritsche/Fahrgestell (B602) 308 D 2.3	OM 601.940	06.89 - 02.96	2299	D	60 kW	748	38
T1 Pritsche/Fahrgestell (B602) 309 D 3.0	OM 617.913	10.82 - 01.90	2998	D	65 kW	751	52
T1 Pritsche/Fahrgestell (B602) 310 2.3	M 102.942	01.82 - 12.94	2299	B	70 kW	753	60
T1 Pritsche/Fahrgestell (B602) 310 D 2.9	OM 602.940	06.89 - 02.96	2874	D	70 kW	748	40



MERCEDES-BENZ








							
		ccm					
T1 Pritsche/Fahrgestell (B602) 310 D 2.9	OM 602.940	06.89 - 02.96	2874	D	72 kW	748	40
T1/TN Kasten 407 D (611.367, 611.368)	OM 616.913	07.81 - 01.89	2404	D	53 kW	752	55
T1/TN Kasten 407 D (611.367, 611.368)	OM 616.939	07.81 - 01.89	2399	D	53 kW	751	50
T1/TN Kasten 408 D (611.367, 611.368)	OM 601.940	11.88 - 06.95	2299	D	58 kW	748	38
T1/TN Kasten 408 D (611.367, 611.368)	OM 601.940	11.88 - 06.95	2299	D	60 kW	748	38
T1/TN Kasten 409 D (611.467, 611.468)	OM 617.913	04.82 - 01.89	2998	D	65 kW	751	52
T1/TN Kasten 410 (611.067, 611.068)	M 102.942	08.82 - 06.95	2299	B	70 kW	753	60
T1/TN Kasten 410 (611.067, 611.068)	M 102.945	08.82 - 06.95	2299	B	77 kW	753	60
T1/TN Kasten 410 D (611.467, 611.468)	OM 602.940	11.88 - 06.95	2874	D	70 kW	748	40
T1/TN Kasten 410 D (611.467, 611.468)	OM 602.940	11.88 - 06.95	2874	D	72 kW	748	40
T1/TN Pritsche/Fahrgestell 407 D (611.317, 611.318)	OM 616.913	07.81 - 01.89	2404	D	53 kW	752	55
T1/TN Pritsche/Fahrgestell 407 D (611.317, 611.318)	OM 616.939	07.81 - 01.89	2399	D	53 kW	751	50
T1/TN Pritsche/Fahrgestell 408 D (611.317, 611.318)	OM 601.940	11.88 - 06.95	2299	D	58 kW	748	38
T1/TN Pritsche/Fahrgestell 408 D (611.317, 611.318)	OM 601.940	11.88 - 06.95	2299	D	60 kW	748	38
T1/TN Pritsche/Fahrgestell 409 D (611.417, 611.418)	OM 617.913	04.82 - 01.89	2998	D	65 kW	751	52
T1/TN Pritsche/Fahrgestell 410 (611.017, 611.018)	M 102.942	08.82 - 06.95	2299	B	70 kW	753	60
T1/TN Pritsche/Fahrgestell 410 (611.017, 611.018)	M 102.945	08.82 - 06.95	2299	B	77 kW	753	60
T1/TN Pritsche/Fahrgestell 410 D (611.417, 611.418)	OM 602.940	11.88 - 06.95	2874	D	70 kW	748	40
T1/TN Pritsche/Fahrgestell 410 D (611.417, 611.418)	OM 602.940	11.88 - 06.95	2874	D	72 kW	748	40
T2/L Kasten L 405 D	OM 615.910	01.72 - 12.80	2197	D	44 kW	745	28
T2/L Kasten L 406 DG (309.111, 309.112, 309.113, 309.114, 309.115,...)	OM 615.910	01.68 - 12.74	2197	D	44 kW	745	28
T2/L Kasten L 407 D (309.111, 309.112, 309.113, 309.114, 309.115,...)	OM 616.910	01.75 - 12.88	2404	D	48 kW	752	55
T2/L Kasten L 407 D (309.111, 309.112, 309.113, 309.114, 309.115,...)	OM 616.910	01.75 - 12.88	2404	D	53 kW	752	55
T2/L Kasten L 408 DG (309.311, 309.312, 309.313, 309.314, 309.315,...)	OM 314.948	01.70 - 12.74	3784	D	63 kW	754	62
T2/L Kasten L 408 G (309.012, 309.013, 309.014, 309.015, 309.016,...)	M 115.921	08.72 - 12.74	2197	B	63 kW	742	17
T2/L Kasten L 408 G (309.012, 309.013, 309.014, 309.015, 309.016,...)	M 115.928	08.72 - 12.74	2197	B	55 kW	742	17
T2/L Kasten L 409 (309.011, 309.012, 309.013, 309.014, 309.015,...)	M 115.952	01.75 - 08.82	2307	B	66 kW	753	59
T2/L Kasten L 410 (309.011, 309.012, 309.013, 309.014, 309.015,...)	M 102.943	08.82 - 12.88	2299	B	70 kW	753	60
T2/L Kasten L 508 DG (309.411, 309.412, 309.413, 309.414, 309.415,...)	OM 314.946	01.70 - 12.88	3784	D	63 kW	754	62
T2/L Kasten L 508 DG (309.411, 309.412, 309.413, 309.414, 309.415,...)	OM 314.948	01.70 - 12.88	3784	D	63 kW	754	62
T2/L Kasten L 608 D (310.311, 310.312, 310.313, 310.314, 310.315,...)	OM 314.948	01.70 - 12.88	3784	D	63 kW	754	62
T2/L Kasten L 608 D (310.311, 310.312, 310.313, 310.314, 310.315,...)	OM 314.967	01.70 - 12.88	3784	D	63 kW	754	62
T2/L Kasten L 613 D (310.510, 313.424, 313.427, 313.429)	OM 353.963	04.77 - 12.88	5675	D	96 kW	755	64
T2/L Kasten L 613 D (310.510, 313.424, 313.427, 313.429)	OM 353.966	04.77 - 12.88	5675	D	96 kW	755	64
T2/L Kipper L 608 D (310.340, 310.341, 310.342, 310.344, 310.345,...)	OM 314.946	02.84 - 12.88	3784	D	63 kW	754	62
T2/L Kipper L 608 D (310.340, 310.341, 310.342, 310.344, 310.345,...)	OM 314.948	02.84 - 12.88	3784	D	63 kW	754	62
T2/L Kipper L 608 D (310.340, 310.341, 310.342, 310.344, 310.345,...)	OM 314.961	02.84 - 12.88	3784	D	63 kW	754	62
T2/L Kipper L 608 D (310.340, 310.341, 310.342, 310.344, 310.345,...)	OM 314.963	02.84 - 12.88	3784	D	63 kW	754	62
T2/L Kipper LK 408 G (309.040, 309.041)	M 115.921	01.68 - 12.74	2197	B	63 kW	742	17
T2/L Kipper LK 408 G, LK 409 (309.040, 309.041, 309.044)	M 115.952	01.75 - 08.82	2307	B	66 kW	753	59
T2/L Kipper LK 408 G, LK 409 (309.041, 309.044)	M 102.943	08.82 - 09.83	2299	B	70 kW	753	60
T2/L Kipper LKO 508 DG (309.440, 309.441, 309.442, 309.444, 309.445)	OM 314.946	09.72 - 06.88	3784	D	63 kW	754	62
T2/L Kipper LKO 508 DG (309.440, 309.441, 309.442, 309.444, 309.445)	OM 314.948	09.72 - 06.88	3784	D	63 kW	754	62
T2/L Kipper LKO 508 DG (309.440, 309.441, 309.442, 309.444, 309.445)	OM 314.959	09.72 - 06.88	3784	D	63 kW	754	62
T2/L Kipper LKO 508 DG (309.440, 309.441, 309.442, 309.444, 309.445)	OM 314.961	09.72 - 06.88	3784	D	63 kW	754	62
T2/L Kipper LKO 508 DG (309.440, 309.441, 309.442, 309.444, 309.445)	OM 314.962	09.72 - 06.88	3784	D	63 kW	754	62
T2/L Kipper LKO 508 DG (309.440, 309.441, 309.442, 309.444, 309.445)	OM 314.963	09.72 - 06.88	3784	D	63 kW	754	62
T2/L Kommunalfahrzeug LF 408 G (309.050, 309.051, 309.052, 309.053, 309.054,...)	M 115.927	08.72 - 12.74	2197	B	63 kW	742	17
T2/L Kommunalfahrzeug LF 408 G (309.050, 309.051, 309.052, 309.053, 309.054,...)	M 115.929	08.72 - 12.74	2197	B	55 kW	742	17
T2/L Kommunalfahrzeug LF 409 G (309.050, 309.051, 309.052, 309.053, 309.054,...)	M 115.952	01.75 - 08.82	2307	B	66 kW	753	59
T2/L Kommunalfahrzeug LF 409 G (309.050, 309.051, 309.052, 309.053, 309.054,...)	M 115.970	01.75 - 08.82	2307	B	66 kW	753	59
T2/L Kommunalfahrzeug LF 409 G (309.050, 309.051, 309.052, 309.053, 309.054,...)	M 115.971	01.75 - 08.82	2307	B	66 kW	753	59
T2/L Kommunalfahrzeug LKO 508 DG (309.430, 309.431, 309.432, 309.433, 309.435)	OM 314.946	06.72 - 02.77	3784	D	63 kW	754	62
T2/L Kommunalfahrzeug LKO 508 DG (309.430, 309.431, 309.432, 309.433, 309.435)	OM 314.948	06.72 - 02.77	3784	D	63 kW	754	62
T2/L Pritsche/Fahrgestell L 405 D	OM 615.910	01.72 - 12.80	2197	D	44 kW	745	28
T2/L Pritsche/Fahrgestell L 406 DG (309.100, 309.101, 309.102, 309.103)	OM 615.910	01.68 - 12.74	2197	D	44 kW	745	28
T2/L Pritsche/Fahrgestell L 407 D (309.100, 309.101, 309.102, 309.103)	OM 616.910	01.75 - 12.88	2404	D	48 kW	752	55
T2/L Pritsche/Fahrgestell L 407 D (309.100, 309.101, 309.102, 309.103)	OM 616.910	01.75 - 12.88	2404	D	53 kW	752	55
T2/L Pritsche/Fahrgestell L 407 D (309.100, 309.101, 309.102, 309.103)	OM 616.917	01.75 - 12.88	2399	D	48 kW	751	50
T2/L Pritsche/Fahrgestell L 408 DG (309.300, 309.301, 309.302, 309.303)	OM 314.948	01.70 - 12.74	3784	D	63 kW	754	62
T2/L Pritsche/Fahrgestell L 408 G (309.000, 309.001, 309.002, 309.003, 309.011)	M 115.928	08.72 - 12.74	2197	B	55 kW	742	17
T2/L Pritsche/Fahrgestell L 408 G (309.000, 309.001, 309.002, 309.003, 309.011,...)	M 115.921	08.72 - 12.74	2197	B	63 kW	742	17








			ccm		kw		1 POS
T2/L Pritsche/Fahrgestell L 409 (309.000, 309.001, 309.002, 309.003)	M 115.952	01.75 - 08.82	2307	B	66 kW	753	59
T2/L Pritsche/Fahrgestell L 410 (309.000, 309.002)	M 102.943	08.82 - 12.88	2299	B	70 kW	753	60
T2/L Pritsche/Fahrgestell L 508 DG (309.400, 309.401, 309.402, 309.403, 309.404,...)	OM 314.946	01.70 - 12.88	3784	D	63 kW	754	62
T2/L Pritsche/Fahrgestell L 508 DG (309.400, 309.401, 309.402, 309.403, 309.404,...)	OM 314.948	01.70 - 12.88	3784	D	63 kW	754	62
T2/L Pritsche/Fahrgestell L 608 D (310.300, 310.301, 310.302, 310.303, 310.304,...)	OM 314.948	01.70 - 12.88	3784	D	63 kW	754	62
T2/L Pritsche/Fahrgestell L 608 D (310.300, 310.301, 310.302, 310.303, 310.304,...)	OM 314.967	01.70 - 12.88	3784	D	63 kW	754	62
T2/L Pritsche/Fahrgestell L 613 D (313.402, 313.404)	OM 353.963	04.77 - 12.88	5675	D	96 kW	755	64
T2/L Pritsche/Fahrgestell L 613 D (313.402, 313.404)	OM 353.966	04.77 - 12.88	5675	D	96 kW	755	64
T2/LN1 Bus O 609 D (672.072, 672.073)	OM 364.913	07.87 - 12.92	3972	D	66 kW	756	66
T2/LN1 Bus O 611 D (672.372, 672.373)	OM 364.952	07.87 - 12.92	3972	D	85 kW	756	66
T2/LN1 Bus O 611 D (672.372, 672.373)	OM 364.954	07.87 - 12.92	3972	D	85 kW	756	66
T2/LN1 Bus O 614 D (672.375, 672.376)	OM 364.980	07.87 - 12.92	3972	D	100 kW	756	66
T2/LN1 Bus O 614 D (672.375, 672.376)	OM 364.981	07.87 - 12.92	3972	D	100 kW	756	66
T2/LN1 Kasten 507 D (667.361, 667.362)	OM 616.914	04.86 - 04.89	2404	D	53 kW	752	55
T2/LN1 Kasten 508 D (667.361, 667.362)	OM 601.941	03.89 - 12.94	2299	D	58 kW	748	38
T2/LN1 Kasten 510 (667.061, 667.062)	M 102.946	04.86 - 12.94	2299	B	70 kW	753	60
T2/LN1 Kasten 510 (667.061, 667.062)	M 102.946	04.86 - 12.94	2299	B	77 kW	753	60
T2/LN1 Kasten 609 D (668.061, 668.062, 668.063)	OM 354.902	06.94 - 12.94	3972	D	77 kW	756	66
T2/LN1 Kasten 609 D (668.061, 668.062, 668.063)	OM 364.906	04.86 - 12.94	3972	D	66 kW	756	66
T2/LN1 Kasten 609 D (668.061, 668.062, 668.063)	OM 364.919	04.86 - 12.94	3972	D	63 kW	756	66
T2/LN1 Kasten 611 D (668.061, 668.062, 668.063)	OM 354.901	06.94 - 12.94	3972	D	77 kW	756	66
T2/LN1 Kasten 709 D (669.061, 669.062, 669.063)	OM 364.906	04.86 - 12.94	3972	D	66 kW	756	66
T2/LN1 Kasten 709 D (669.061, 669.062, 669.063)	OM 364.912	04.86 - 12.94	3972	D	66 kW	756	66
T2/LN1 Kasten 709 D (669.061, 669.062, 669.063)	OM 364.921	04.86 - 12.94	3972	D	63 kW	756	66
T2/LN1 Kasten 711 D (669.361, 669.362, 669.363)	OM 354.902	04.86 - 12.94	3972	D	77 kW	756	66
T2/LN1 Kasten 711 D (669.361, 669.362, 669.363)	OM 354.903	04.86 - 12.94	3972	D	77 kW	756	66
T2/LN1 Kasten 711 D (669.361, 669.362, 669.363)	OM 364.950	04.86 - 12.94	3972	D	85 kW	756	66
T2/LN1 Kasten 711 D (669.361, 669.362, 669.363)	OM 364.952	04.86 - 12.94	3972	D	85 kW	756	66
T2/LN1 Kasten 711 D (669.361, 669.362, 669.363)	OM 364.957	04.86 - 12.94	3972	D	77 kW	756	66
T2/LN1 Kasten 714 D (669.361, 669.362, 669.363)	OM 354.923	06.94 - 12.94	3972	D	103 kW	756	66
T2/LN1 Kasten 809 D (670.061, 670.062, 670.063)	OM 364.906	04.86 - 12.94	3972	D	66 kW	756	66
T2/LN1 Kasten 809 D (670.061, 670.062, 670.063)	OM 364.911	04.86 - 12.94	3972	D	66 kW	756	66
T2/LN1 Kasten 809 D (670.061, 670.062, 670.063)	OM 364.920	04.86 - 12.94	3972	D	63 kW	756	66
T2/LN1 Kasten 809 D (670.061, 670.062, 670.063)	OM 364.921	04.86 - 12.94	3972	D	63 kW	756	66
T2/LN1 Kasten 811 D (670.362, 670.363)	OM 354.901	04.86 - 12.94	3972	D	77 kW	756	66
T2/LN1 Kasten 811 D (670.362, 670.363)	OM 354.903	04.86 - 12.94	3972	D	77 kW	756	66
T2/LN1 Kasten 811 D (670.362, 670.363)	OM 364.950	04.86 - 12.94	3972	D	85 kW	756	66
T2/LN1 Kasten 811 D (670.362, 670.363)	OM 364.952	04.86 - 12.94	3972	D	85 kW	756	66
T2/LN1 Kasten 811 D (670.362, 670.363)	OM 364.958	04.86 - 12.94	3972	D	77 kW	756	66
T2/LN1 Kasten 814 D (670.364, 670.365, 670.366)	OM 354.924	11.87 - 12.94	3972	D	103 kW	756	66
T2/LN1 Kasten 814 D (670.364, 670.365, 670.366)	OM 364.981	11.87 - 12.94	3972	D	100 kW	756	66
T2/LN1 Kasten 814 D (670.364, 670.365, 670.366)	OM 364.986	11.87 - 12.94	3972	D	100 kW	756	66
T2/LN1 Kasten 814 DA 4x4 (670.464, 670.465)	OM 364.984	11.87 - 12.94	3972	D	100 kW	756	66
T2/LN1 Kasten 814 DA 4x4 (670.464, 670.465)	OM 364.987	11.87 - 12.94	3972	D	100 kW	756	66
T2/LN1 Kipper 507 DK (667.341, 667.342)	OM 616.914	04.86 - 04.89	2404	D	53 kW	752	55
T2/LN1 Kipper 508 D (667.301, 667.302, 667.341, 667.342)	OM 601.941	03.89 - 12.94	2299	D	58 kW	748	38
T2/LN1 Kipper 609 DK (668.041, 668.042)	OM 364.906	04.86 - 12.94	3972	D	66 kW	756	66
T2/LN1 Kipper 609 DK (668.041, 668.042)	OM 364.919	04.86 - 12.94	3972	D	63 kW	756	66
T2/LN1 Kipper 611 DK (668.041, 668.042)	OM 354.901	06.94 - 12.94	3972	D	77 kW	756	66
T2/LN1 Kipper 709 DK (669.041, 669.042)	OM 364.906	04.86 - 12.94	3972	D	66 kW	756	66
T2/LN1 Kipper 709 DK (669.041, 669.042)	OM 364.921	04.86 - 12.94	3972	D	63 kW	756	66
T2/LN1 Kipper 809 DK (670.041, 670.042)	OM 364.906	04.86 - 12.94	3972	D	66 kW	756	66
T2/LN1 Kipper 809 DK (670.041, 670.042)	OM 364.911	04.86 - 12.94	3972	D	66 kW	756	66
T2/LN1 Kipper 809 DK (670.041, 670.042)	OM 364.920	04.86 - 12.94	3972	D	63 kW	756	66
T2/LN1 Kipper 809 DK (670.041, 670.042)	OM 364.921	04.86 - 12.94	3972	D	63 kW	756	66
T2/LN1 Kipper 811 DK (670.341, 670.342)	OM 364.950	04.86 - 12.94	3972	D	85 kW	756	66
T2/LN1 Kipper 811 DK (670.341, 670.342)	OM 364.952	04.86 - 12.94	3972	D	85 kW	756	66
T2/LN1 Pritsche/Fahrgestell 507 D (667.301, 667.302, 667.341, 667.342)	OM 616.914	04.86 - 04.89	2404	D	53 kW	752	55
T2/LN1 Pritsche/Fahrgestell 510 (667.001, 667.002)	M 102.946	04.86 - 12.94	2299	B	70 kW	753	60
T2/LN1 Pritsche/Fahrgestell 510 (667.001, 667.002)	M 102.946	04.86 - 12.94	2299	B	77 kW	753	60
T2/LN1 Pritsche/Fahrgestell 609 D (668.001, 668.002, 668.003)	OM 354.902	06.94 - 12.94	3972	D	77 kW	756	66
T2/LN1 Pritsche/Fahrgestell 609 D (668.001, 668.002, 668.003)	OM 364.906	04.86 - 12.94	3972	D	66 kW	756	66



MERCEDES-BENZ















							
T2/LN1 Pritsche/Fahrgestell 609 D (668.001, 668.002, 668.003)	OM 364.919	04.86 - 12.94	3972	D	63 kW	756	66
T2/LN1 Pritsche/Fahrgestell 611 D (668.001, 668.002, 668.003)	OM 354.902	06.94 - 12.94	3972	D	77 kW	756	66
T2/LN1 Pritsche/Fahrgestell 709 D (669.000, 669.001, 669.002, 669.003, 669.041)	OM 364.906	04.86 - 12.94	3972	D	66 kW	756	66
T2/LN1 Pritsche/Fahrgestell 709 D (669.000, 669.001, 669.002, 669.003, 669.041)	OM 364.912	04.86 - 12.94	3972	D	66 kW	756	66
T2/LN1 Pritsche/Fahrgestell 709 D (669.001, 669.002, 669.003, 669.041, 669.000)	OM 364.921	04.86 - 12.94	3972	D	63 kW	756	66
T2/LN1 Pritsche/Fahrgestell 711 D (669.301, 669.302, 669.303)	OM 354.902	04.86 - 12.94	3972	D	77 kW	756	66
T2/LN1 Pritsche/Fahrgestell 711 D (669.301, 669.302, 669.303)	OM 354.903	04.86 - 12.94	3972	D	77 kW	756	66
T2/LN1 Pritsche/Fahrgestell 711 D (669.301, 669.302, 669.303)	OM 364.950	04.86 - 12.94	3972	D	85 kW	756	66
T2/LN1 Pritsche/Fahrgestell 711 D (669.301, 669.302, 669.303)	OM 364.952	04.86 - 12.94	3972	D	85 kW	756	66
T2/LN1 Pritsche/Fahrgestell 711 D (669.301, 669.302, 669.303)	OM 364.957	04.86 - 12.94	3972	D	77 kW	756	66
T2/LN1 Pritsche/Fahrgestell 714 D (669.301, 669.302, 669.303)	OM 354.923	06.94 - 12.94	3972	D	103 kW	756	66
T2/LN1 Pritsche/Fahrgestell 809 D (670.001, 670.002, 670.003)	OM 364.906	04.86 - 12.94	3972	D	66 kW	756	66
T2/LN1 Pritsche/Fahrgestell 809 D (670.001, 670.002, 670.003)	OM 364.911	04.86 - 12.94	3972	D	66 kW	756	66
T2/LN1 Pritsche/Fahrgestell 809 D (670.001, 670.002, 670.003)	OM 364.920	04.86 - 12.94	3972	D	63 kW	756	66
T2/LN1 Pritsche/Fahrgestell 809 D (670.001, 670.002, 670.003)	OM 364.921	04.86 - 12.94	3972	D	63 kW	756	66
T2/LN1 Pritsche/Fahrgestell 811 D (670.302, 670.303)	OM 364.950	04.86 - 12.94	3972	D	85 kW	756	66
T2/LN1 Pritsche/Fahrgestell 811 D (670.302, 670.303)	OM 364.952	04.86 - 12.94	3972	D	85 kW	756	66
T2/LN1 Pritsche/Fahrgestell 811 D (670.303)	OM 354.901	04.86 - 12.94	3972	D	77 kW	756	66
T2/LN1 Pritsche/Fahrgestell 811 D (670.303)	OM 354.903	04.86 - 12.94	3972	D	77 kW	756	66
T2/LN1 Pritsche/Fahrgestell 811 D (670.303)	OM 364.958	04.86 - 12.94	3972	D	77 kW	756	66
T2/LN1 Pritsche/Fahrgestell 814 D (670.312, 670.313)	OM 354.924	11.87 - 12.94	3972	D	103 kW	756	66
T2/LN1 Pritsche/Fahrgestell 814 D (670.312, 670.313)	OM 364.981	11.87 - 12.94	3972	D	100 kW	756	66
T2/LN1 Pritsche/Fahrgestell 814 D (670.312, 670.313)	OM 364.986	11.87 - 12.94	3972	D	100 kW	756	66
T2/LN1 Pritsche/Fahrgestell 814 DA 4x4 (670.411, 670.412)	OM 354.925	11.87 - 12.94	3972	D	100 kW	756	66
T2/LN1 Pritsche/Fahrgestell 814 DA 4x4 (670.411, 670.412)	OM 364.984	11.87 - 12.94	3972	D	100 kW	756	66
T2/LN1 Pritsche/Fahrgestell 814 DA 4x4 (670.411, 670.412)	OM 364.984	11.87 - 12.94	3972	D	100 kW	756	66
T2/LN1 Pritsche/Fahrgestell 814 DA 4x4 (670.411, 670.412)	OM 364.987	11.87 - 12.94	3972	D	100 kW	756	66
T2/LN1 Pritsche/Fahrgestell 814 DA 4x4 (670.411, 670.412)	OM 364.987	11.87 - 12.94	3972	D	100 kW	756	66
T2/LN1 Triebkopf 809 DT (670.199)	OM 364.911	04.86 - 12.94	3972	D	66 kW	756	66
T2/LN1 Triebkopf 809 DT (670.199)	OM 364.911	04.86 - 12.94	3972	D	63 kW	756	66
V-CLASS (638/2) V 200 (638.214, 638.294)	M 111.948	02.97 - 07.03	1998	B	95 kW	750	48
V-CLASS (638/2) V 200 (638.214, 638.294)	M 111.950	02.97 - 07.03	1998	B	95 kW	750	48
V-CLASS (638/2) V 200 CDI (638.294)	OM 611.980	03.99 - 07.03	2148	D	75 kW	746	30
V-CLASS (638/2) V 220 CDI (638.294)	OM 611.980	03.99 - 07.03	2148	D	90 kW	746	30
V-CLASS (638/2) V 230 (638.234, 638.294)	M 111.978	10.96 - 07.03	2295	B	105 kW	750	49
V-CLASS (638/2) V 230 (638.234, 638.294)	M 111.980	10.96 - 07.03	2295	B	105 kW	750	49
V-CLASS (638/2) V 230 TD (638.274)	OM 601.970	09.96 - 07.03	2299	D	72 kW	748	39
V-CLASS (638/2) V 280 (638.244, 638.294)	M 104.900	08.97 - 07.03	2792	B	128 kW	740	7
V-CLASS (W447) V 200 CDI / d (447.811, 447.813, 447.815)	OM 651.950	03.14	2143	D	100 kW	741	13
V-CLASS (W447) V 200 CDI / d 4-matic (447.811, 447.813, 447.815)	OM 651.950	04.15	2143	D	100 kW	741	13
V-CLASS (W447) V 220 CDI / d (447.811, 447.813, 447.815)	OM 651.950	03.14	2143	D	120 kW	741	13
V-CLASS (W447) V 220 CDI / d 4-matic (447.811, 447.813, 447.815)	OM 651.950	03.15	2143	D	120 kW	741	13
V-CLASS (W447) V 250 BlueTEC / d (447.811, 447.813, 447.815)	OM 651.950	03.14	2143	D	140 kW	741	13
V-CLASS (W447) V 250 BlueTEC / d 4-matic (447.811, 447.813, 447.815)	OM 651.950	12.14	2143	D	140 kW	741	13
V-CLASS Kasten (638/2) V 200 (638294)	OM 611.980	03.99 - 07.03	2148	D	75 kW	746	30
V-CLASS Kasten (638/2) V 220 (638294)	OM 611.980	02.99 - 07.03	2148	D	90 kW	746	30
V-CLASS Kasten (638/2) V 230 (638234, 638294)	M 111.978	08.96 - 07.03	2295	B	105 kW	750	49
V-CLASS Kasten (638/2) V 230 (638234, 638294)	M 111.980	08.96 - 07.03	2295	B	105 kW	750	49
V-CLASS Kasten (638/2) V 230 (638274)	OM 601.970	08.96 - 02.99	2299	D	72 kW	748	39
V-CLASS Kasten (638/2) V 280 (638244)	M 104.900	07.97 - 07.03	2792	B	128 kW	740	7
VANEO (414) 1.6 (414.700)	M 166.961	02.02 - 07.05	1598	B	75 kW	740	5
VANEO (414) 1.6 (414.700)	M 166.961	02.02 - 07.05	1598	B	60 kW	740	5
VANEO (414) 1.9 (414.700)	M 166.991	02.02 - 07.05	1898	B	92 kW	742	14
VARIO Bus (B670) O 812 (670.373, 670.674)	OM 602.984	09.96 - 12.10	2874	D	90 kW	749	41
VARIO Bus (B670) O 812 (670.373, 670.674)	OM 602.985	09.96 - 12.10	2874	D	90 kW	749	41
VARIO Kasten (B667, B670, B668) 512 D (667.351, 667.352, 667.353)	OM 602.984	09.96 - 12.10	2874	D	90 kW	749	41
VARIO Kasten (B667, B670, B668) 612 D (668.351, 668.352, 668.353)	OM 602.984	09.96 - 12.10	2874	D	90 kW	749	41
VARIO Kasten (B667, B670, B668) 612 D (668.351, 668.352, 668.353)	OM 602.985	09.96 - 12.10	2874	D	90 kW	749	41
VARIO Kasten (B667, B670, B668) 812 D (670.351, 670.352, 670.353)	OM 602.984	09.96 - 12.10	2874	D	90 kW	749	41
VARIO Kasten (B667, B670, B668) 812 D (670.351, 670.352, 670.353)	OM 602.985	09.96 - 12.10	2874	D	90 kW	749	41
VARIO Kipper 612 D (668.331, 668.332)	OM 602.984	09.96 - 12.10	2874	D	90 kW	749	41
VARIO Kipper 612 D (668.331, 668.332)	OM 602.985	09.96 - 12.10	2874	D	90 kW	749	41








			ccm		kw		1 POS
VARIO Kipper 812 D (670.331, 670.332)	OM 602.984	09.96 - 12.10	2874	D	90 kW	749	41
VARIO Kipper 812 D (670.331, 670.332)	OM 602.985	09.96 - 12.10	2874	D	90 kW	749	41
VARIO Pritsche/Fahrgestell (B670, B668, B667) 512 D (667.321, 667.322, 667.323)	OM 602.984	09.96 - 12.10	2874	D	90 kW	749	41
VARIO Pritsche/Fahrgestell (B670, B668, B667) 612 D (668.321, 668.322, 668.323)	OM 602.984	09.96 - 12.10	2874	D	90 kW	749	41
VARIO Pritsche/Fahrgestell (B670, B668, B667) 612 D (668.321, 668.322, 668.323)	OM 602.985	09.96 - 12.10	2874	D	90 kW	749	41
VARIO Pritsche/Fahrgestell (B670, B668, B667) 812 D (670.321, 670.322, 670.323, 670.324)	OM 602.984	09.96 - 12.10	2874	D	90 kW	749	41
VARIO Pritsche/Fahrgestell (B670, B668, B667) 812 D (670.321, 670.322, 670.323, 670.324)	OM 602.985	09.96 - 12.10	2874	D	90 kW	749	41
VIANO (W639) CDI 2.0 (639.711, 639.713, 639.811, 639.813, 639.815)	OM 646.982	09.03	2148	D	80 kW	746	30
VIANO (W639) CDI 2.0 (639.711, 639.713, 639.811, 639.813, 639.815)	OM 646.982	08.05	2148	D	85 kW	746	30
VIANO (W639) CDI 2.0 4-matic (639.711, 639.713, 639.811, 639.813,....)	OM 646.982	03.06	2148	D	85 kW	746	30
VIANO (W639) CDI 2.0 4-matic (639.713)	OM 646.982	07.05	2148	D	80 kW	746	30
VIANO (W639) CDI 2.2 (639.711, 639.713)	OM 651.940	09.10	2143	D	70 kW	741	13
VIANO (W639) CDI 2.2 (639.711, 639.713, 639.811, 639.813, 639.815)	OM 646.980	09.03	2148	D	110 kW	746	30
VIANO (W639) CDI 2.2 (639.711, 639.713, 639.811, 639.813, 639.815)	OM 646.982	09.03	2148	D	110 kW	746	30
VIANO (W639) CDI 2.2 (639.811, 639.813, 639.815)	OM 651.940	01.14	2143	D	110 kW	741	13
VIANO (W639) CDI 2.2 (639.811, 639.813, 639.815, 639.711, 639.713)	OM 651.940	07.10	2143	D	100 kW	741	13
VIANO (W639) CDI 2.2 (639.811, 639.813, 639.815, 639.711, 639.713)	OM 651.940	07.10	2143	D	120 kW	741	13
VIANO (W639) CDI 2.2 4-matic (639.711, 639.713, 639.811, 639.813,....)	OM 646.982	05.05	2148	D	110 kW	746	30
VIANO (W639) CDI 2.2 4-matic (639.811, 639.813, 639.815, 639.711,....)	OM 651.940	07.10	2143	D	100 kW	741	13
VIANO (W639) CDI 2.2 4-matic (639.811, 639.813, 639.815, 639.711,....)	OM 651.940	07.10	2143	D	120 kW	741	13
VITO / MIXTO Kasten (W639) 109 CDI (639.601, 639.603, 639.605)	OM 646.980	08.06	2148	D	70 kW	746	30
VITO / MIXTO Kasten (W639) 109 CDI (639.601, 639.603, 639.605)	OM 646.981	08.06	2148	D	70 kW	746	30
VITO / MIXTO Kasten (W639) 109 CDI (639.601, 639.603, 639.605)	OM 646.983	09.03	2148	D	65 kW	746	30
VITO / MIXTO Kasten (W639) 110 CDI (639.601, 639.603, 639.605)	OM 651.940	09.10	2143	D	70 kW	741	13
VITO / MIXTO Kasten (W639) 111 CDI (639.601, 639.603)	OM 646.980	09.07	2148	D	85 kW	746	30
VITO / MIXTO Kasten (W639) 111 CDI (639.601, 639.603)	OM 646.982	09.07	2148	D	85 kW	746	30
VITO / MIXTO Kasten (W639) 111 CDI (639.601, 639.603, 639.605)	OM 646.982	09.03	2148	D	80 kW	746	30
VITO / MIXTO Kasten (W639) 111 CDI (639.601, 639.603, 639.605)	OM 651.940	05.12 - 02.15	2143	D	85 kW	741	13
VITO / MIXTO Kasten (W639) 111 CDI 4x4 (639.601, 639.603, 639.605)	OM 646.982	09.07	2148	D	80 kW	746	30
VITO / MIXTO Kasten (W639) 113 CDI (639.601, 639.603, 639.605)	OM 651.940	09.10	2143	D	100 kW	741	13
VITO / MIXTO Kasten (W639) 113 CDI 4x4 (639.601, 639.603, 639.605)	OM 651.940	09.10	2143	D	100 kW	741	13
VITO / MIXTO Kasten (W639) 115 CDI (639.601, 639.603, 639.605)	OM 646.980	09.03	2148	D	110 kW	746	30
VITO / MIXTO Kasten (W639) 115 CDI (639.601, 639.603, 639.605)	OM 646.982	09.03	2148	D	110 kW	746	30
VITO / MIXTO Kasten (W639) 115 CDI (639.605, 639.601, 639.603)	OM 651.940	05.12 - 02.15	2143	D	110 kW	741	13
VITO / MIXTO Kasten (W639) 115 CDI 4x4 (639.601, 639.603, 639.605)	OM 646.982	07.06	2148	D	110 kW	746	30
VITO / MIXTO Kasten (W639) 116 CDI (639.601, 639.603, 639.605)	OM 651.940	09.10	2143	D	120 kW	741	13
VITO / MIXTO Kasten (W639) 116 CDI 4x4 (639.601, 639.603, 639.605)	OM 651.940	09.10	2143	D	120 kW	741	13
VITO Bus (W638) 108 CDI 2.2 (638.194)	OM 611A (60 kW CDI)	03.99 - 07.03	2148	D	60 kW	746	30
VITO Bus (W638) 108 D 2.3 (638.164)	OM 601.942	02.96 - 07.03	2299	D	58 kW	748	38
VITO Bus (W638) 110 CDI 2.2 (638.194)	OM 611LA (75 kW CDI)	03.99 - 07.03	2148	D	75 kW	746	30
VITO Bus (W638) 110 TD 2.3 (638.174)	OM 601.970	02.96 - 07.03	2299	D	72 kW	748	39
VITO Bus (W638) 112 CDI 2.2 (638.194)	OM 611.980	07.98 - 07.03	2148	D	90 kW	746	30
VITO Bus (W638) 113 2.0 (638.114, 638.194)	M 111.948	02.96 - 07.03	1998	B	95 kW	750	48
VITO Bus (W638) 113 2.0 (638.114, 638.194)	M 111.950	02.96 - 07.03	1998	B	95 kW	750	48
VITO Bus (W638) 114 2.3 (638.134, 638.194)	M 111.978	12.96 - 07.03	2295	B	105 kW	750	49
VITO Bus (W638) 114 2.3 (638.134, 638.194)	M 111.980	12.96 - 07.03	2295	B	105 kW	750	49
VITO Bus (W639) 109 CDI (639.701)	OM 646.983	09.03	2148	D	65 kW	746	30
VITO Bus (W639) 109 CDI (639.701, 639.703)	OM 646.980	09.06	2148	D	70 kW	746	30
VITO Bus (W639) 109 CDI 4x4 (639.701)	OM 646.981	09.07 - 08.14	2148	D	70 kW	746	30
VITO Bus (W639) 110 CDI (639.701, 639.703, 639.705)	OM 651.940	09.10 - 08.14	2143	D	70 kW	741	13
VITO Bus (W639) 111 CDI (639.701, 639.703, 639.705)	OM 646.980	09.07	2148	D	85 kW	746	30
VITO Bus (W639) 111 CDI (639.701, 639.703, 639.705)	OM 646.982	09.03	2148	D	80 kW	746	30
VITO Bus (W639) 111 CDI 4x4 (639.701, 639.703, 639.705)	OM 646.982	09.07 - 08.14	2148	D	80 kW	746	30
VITO Bus (W639) 113 CDI (639.701, 639.703, 639.705)	OM 651.940	09.10	2143	D	100 kW	741	13
VITO Bus (W639) 113 CDI 4x4 (639.701, 639.703, 639.705)	OM 651.940	09.10 - 08.14	2143	D	100 kW	741	13
VITO Bus (W639) 115 CDI (639.701, 639.703, 639.705)	OM 646.980	09.03	2148	D	110 kW	746	30
VITO Bus (W639) 115 CDI (639.701, 639.703, 639.705)	OM 646.982	09.03	2148	D	110 kW	746	30
VITO Bus (W639) 115 CDI (639.701, 639.703, 639.705)	OM 651.940	05.12 - 02.15	2143	D	110 kW	741	13
VITO Bus (W639) 115 CDI 4x4 (639.701, 639.705)	OM 646.982	09.07 - 08.14	2148	D	110 kW	746	30
VITO Bus (W639) 116 CDI (639.701, 639.703, 639.705)	OM 651.940	09.10	2143	D	120 kW	741	13
VITO Bus (W639) 116 CDI 4x4 (639.701, 639.703, 639.705)	OM 651.940	09.10 - 08.14	2143	D	120 kW	741	13
VITO Kasten (W447) 109 CDI (447.601, 447.603, 447.605)	OM 622.951	10.14	1598	D	65 kW	740	6



MERCEDES-BENZ








							
VITO Kasten (W447) 111 CDI (447.601, 447.603, 447.605)	OM 622.951	10.14	1598	D	84 kW	740	6
VITO Kasten (W447) 114 CDI (447.601, 447.603, 447.605)	OM 651.950	10.14	2143	D	100 kW	741	13
VITO Kasten (W447) 114 CDI 4x4 (447.601, 447.603, 447.605)	OM 651.950	07.15	2143	D	100 kW	741	13
VITO Kasten (W447) 116 CDI (447.601, 447.603, 447.605)	OM 651.950	10.14	2143	D	120 kW	741	13
VITO Kasten (W447) 116 CDI 4x4 (447.601, 447.603, 447.605)	OM 651.950	07.15	2143	D	120 kW	741	13
VITO Kasten (W447) 119 CDI / BlueTEC (447.601, 447.603, 447.605)	OM 651.950	10.14	2143	D	140 kW	741	13
VITO Kasten (W447) 119 CDI / BlueTEC 4x4 (447.601, 447.603, 447.605)	OM 651.950	07.15	2143	D	140 kW	741	13
VITO Kasten (W638) 108 CDI 2.2 (638.094)	OM 611A (60 kW CDI)	03.99 - 07.03	2148	D	60 kW	746	30
VITO Kasten (W638) 108 D 2.3 (638.064, 638.068)	OM 601.942	03.97 - 07.03	2299	D	58 kW	748	38
VITO Kasten (W638) 110 CDI 2.2 (638.094)	OM 611LA (75 kW CDI)	03.99 - 07.03	2148	D	75 kW	746	30
VITO Kasten (W638) 110 D 2.3 (638.074, 638.078)	OM 601.970	03.97 - 07.03	2299	D	72 kW	748	39
VITO Kasten (W638) 112 CDI 2.2 (638.094)	OM 611.980	03.99 - 07.03	2148	D	90 kW	746	30
VITO Kasten (W638) 113 2.0 (638.014, 638.094)	M 111.948	03.97 - 07.03	1998	B	95 kW	750	48
VITO Kasten (W638) 113 2.0 (638.014, 638.094)	M 111.950	03.97 - 07.03	1998	B	95 kW	750	48
VITO Kasten (W638) 114 2.3 (638.034, 638.094)	M 111.978	03.97 - 07.03	2295	B	105 kW	750	49
VITO Kasten (W638) 114 2.3 (638.034, 638.094)	M 111.980	03.97 - 07.03	2295	B	105 kW	750	49
VITO Mixto (Double Cabin) (W447) 109 CDI (447.701, 447.703, 447.705)	OM 622.951	10.14	1598	D	65 kW	740	6
VITO Mixto (Double Cabin) (W447) 111 CDI (447.701, 447.703, 447.705)	OM 622.951	10.14	1598	D	84 kW	740	6
VITO Mixto (Double Cabin) (W447) 114 CDI (447.701, 447.703, 447.705)	OM 651.950	10.14	2143	D	100 kW	741	13
VITO Mixto (Double Cabin) (W447) 114 CDI 4-matic (447.701, 447.703, 447.705)	OM 651.950	07.15	2143	D	100 kW	741	13
VITO Mixto (Double Cabin) (W447) 116 CDI (447.701, 447.703, 447.705)	OM 651.950	10.14	2143	D	120 kW	741	13
VITO Mixto (Double Cabin) (W447) 116 CDI 4-matic (447.701, 447.703, 447.705)	OM 651.950	07.15	2143	D	120 kW	741	13
VITO Mixto (Double Cabin) (W447) 119 BlueTEC (447.701, 447.703, 447.705)	OM 651.950	10.14	2143	D	140 kW	741	13
VITO Mixto (Double Cabin) (W447) 119 BlueTEC 4-matic (447.701, 447.703, 447.705)	OM 651.950	12.14	2143	D	140 kW	741	13
VITO Tourer (W447) 109 CDI / 109 BlueTEC (447.701, 447.703, 447.705)	OM 622.951	10.14	1598	D	65 kW	740	6
VITO Tourer (W447) 111 CDI / 111 BlueTEC (447.701, 447.703, 447.705)	OM 622.951	10.14	1598	D	84 kW	740	6
VITO Tourer (W447) 114 CDI / 114 BlueTEC (447.701, 447.703, 447.705)	OM 651.950	10.14	2143	D	100 kW	741	13
VITO Tourer (W447) 114 CDI / 114 BlueTEC 4-matic (447.701, 447.703,...	OM 651.950	07.15	2143	D	100 kW	741	13
VITO Tourer (W447) 116 CDI / 116 BlueTEC (447.701, 447.703, 447.705)	OM 651.950	10.14	2143	D	120 kW	741	13
VITO Tourer (W447) 116 CDI / 116 BlueTEC 4-matic (447.701, 447.703,...	OM 651.950	07.15	2143	D	120 kW	741	13
VITO Tourer (W447) 119 CDI / 119 BlueTEC (447.701, 447.703, 447.705)	OM 651.950	10.14	2143	D	140 kW	741	13
VITO Tourer (W447) 119 CDI / 119 BlueTEC 4-matic (447.701, 447.703,...	OM 651.950	12.14	2143	D	140 kW	741	13
X-CLASS (470) X 220 d (470.210)	OM 699.300	09.17 - 05.20	2299	D	120 kW	742	15
X-CLASS (470) X 220 d 4-matic (470.211)	OM 699.300	09.17 - 05.20	2299	D	120 kW	742	15
X-CLASS (470) X 250 d (470.230)	OM 699.301	09.17 - 05.20	2299	D	140 kW	742	15
X-CLASS (470) X 250 d 4-matic (470.231)	OM 699.301	09.17 - 05.20	2299	D	140 kW	742	15
X-CLASS Pritsche/Fahrgestell (470) X 220 d (470.210)	OM 699.300	09.17	2299	D	120 kW	742	15
X-CLASS Pritsche/Fahrgestell (470) X 250 d 4-matic (470.231)	OM 699.301	09.17	2299	D	140 kW	742	15
							
ACCELO 710	OM 374.992	05.03	3972	D	80 kW	756	66
ACCELO 715 C	OM 612.965	05.03	2685	D	115 kW	746	31
ACCELO 715 C	OM 612.966	05.03	2685	D	115 kW	746	31
ACCELO 715 C	OM 612.983	05.03	2685	D	115 kW	746	31
AGL (RoundNose) L 1113	OM 352.912	01.67 - 06.97	5675	D	93 - 96 kW	755	64
AGL (RoundNose) L 1113	OM 352.912	06.87 - 06.97	5675	D	96 kW	755	64
AGL (RoundNose) L 1117	OM 353.909	06.87 - 06.97	5675	D	125 kW	755	64
AGL (RoundNose) L 1313	OM 352.912	07.87 - 07.97	5675	D	96 kW	755	64
AGL (RoundNose) L 1316	OM 352.949	03.74 - 03.98	5675	D	115 kW	755	64
AGL (RoundNose) L 1513	OM 352.915	07.87 - 02.01	5675	D	93 - 96 kW	755	64
AGL (RoundNose) L 1516	OM 352.916	01.74 - 01.99	5675	D	111 kW	755	64
AGL (RoundNose) L 1517	OM 353.909	06.86 - 05.89	5675	D	123 - 125 kW	755	64
AGL (RoundNose) L 1518	OM 353.909	06.87 - 05.97	5675	D	124 kW	755	64
AGL (RoundNose) L 2013	OM 352.912	01.70 - 06.97	5675	D	96 kW	755	64
AGL (RoundNose) L 2017	OM 353.909	01.90 - 12.91	5675	D	123 - 124 kW	755	64
AGL (RoundNose) L 2213	OM 352.912	01.70 - 03.99	5675	D	96 kW	755	64
AGL (RoundNose) L 2216	OM 352.968	01.74 - 03.99	5675	D	115 kW	755	64
AGL (RoundNose) L 2318	OM 366.901	04.89 - 07.99	5958	D	135 kW	756	67
AGL (RoundNose) L 2318	OM 376.946	04.89 - 07.99	5958	D	135 kW	756	67
AGL (RoundNose) L 2318	OM 376.955	04.89 - 07.99	5958	D	135 kW	756	67








			ccm		kw		1 POS
AGL (RoundNose) L 709	OM 364.905	01.88 - 03.98	3972	D	66 kW	756	66
AGL (RoundNose) L 709	OM 364.950	03.84 - 12.93	3972	D	84 - 85 kW	756	66
AGL (RoundNose) LA 1313	OM 352.912	01.74 - 04.87	5675	D	96 kW	755	64
AGL (RoundNose) LA 1418	OM 366.901	01.89 - 12.93	5958	D	125 - 135 kW	756	67
AGL (RoundNose) LA 1418	OM 376.962	01.89 - 12.93	5958	D	125 - 135 kW	756	67
AGL (RoundNose) LAK 1313	OM 352.912	06.86 - 12.97	5675	D	96 kW	755	64
AGL (RoundNose) LAK 1418	OM 366.901	01.89 - 12.93	5958	D	135 kW	756	67
AGL (RoundNose) LAK 1418	OM 376.962	01.89 - 12.93	5958	D	135 kW	756	67
AGL (RoundNose) LB 2213	OM 352.912	01.72 - 12.97	5675	D	96 kW	755	64
AGL (RoundNose) LB 2216	OM 352.916	01.76 - 12.87	5675	D	109 - 115 kW	755	64
AGL (RoundNose) LB 2217	OM 353.909	11.85 - 11.95	5675	D	125 kW	755	64
AGL (RoundNose) LB 2219	OM 345.900	01.73 - 12.80	9651	D	141 kW	759	77
AGL (RoundNose) LB 2318	OM 366.901	05.90 - 05.00	5958	D	135 kW	756	67
AGL (RoundNose) LB 2318	OM 376.958	05.90 - 05.00	5958	D	135 kW	756	67
AGL (RoundNose) LG 1213	OM 352.912	01.71	5675	D	96 kW	755	64
AGL (RoundNose) LK 1113	OM 352.912	06.87 - 06.97	5675	D	96 kW	755	64
AGL (RoundNose) LK 1113	OM 352.912	01.74 - 04.87	5675	D	96 kW	755	64
AGL (RoundNose) LK 1313	OM 352.912	01.67 - 02.01	5675	D	96 kW	755	64
AGL (RoundNose) LK 1316	OM 352.949	01.75 - 12.87	5675	D	115 kW	755	64
AGL (RoundNose) LK 1513	OM 352.915	10.69 - 02.01	5675	D	93 - 96 kW	755	64
AGL (RoundNose) LK 1516	OM 352.916	01.74 - 01.99	5675	D	111 kW	755	64
AGL (RoundNose) LK 1517	OM 353.909	06.86 - 05.89	5675	D	123 - 124 kW	755	64
AGL (RoundNose) LK 2213	OM 352.912	01.72 - 07.97	5675	D	96 kW	755	64
AGL (RoundNose) LK 2216	OM 352.916	01.76 - 12.87	5675	D	109 - 115 kW	755	64
AGL (RoundNose) LK 2217	OM 353.909	11.85 - 11.95	5675	D	125 kW	755	64
AGL (RoundNose) LK 2219	OM 345.900	01.73 - 12.80	9651	D	141 kW	759	77
AGL (RoundNose) LK 2318	OM 366.901	05.90 - 05.00	5958	D	135 kW	756	67
AGL (RoundNose) LK 2318	OM 376.946	05.90 - 05.00	5958	D	135 kW	756	67
AGL (RoundNose) LK 2318	OM 376.955	05.90 - 05.00	5958	D	135 kW	756	67
AGL (RoundNose) LPO 1113	OM 352.901	06.74 - 06.94	5675	D	96 kW	755	64
FPN (FlatNose) 1418	OM 366.901	04.89 - 04.99	5958	D	125 - 135 kW	756	67
FPN (FlatNose) 1418	OM 372.961	04.89 - 04.99	5958	D	125 - 135 kW	756	67
FPN (FlatNose) 1418	OM 376.956	04.89 - 04.99	5958	D	125 - 135 kW	756	67
FPN (FlatNose) L 1319	OM 376.981	12.85 - 12.01	5958	D	142 kW	756	67
FPN (FlatNose) L 1319	OM 376.982	12.85 - 12.01	5958	D	142 kW	756	67
FPN (FlatNose) L 1319	OM 376.988	12.85 - 12.01	5958	D	142 kW	756	67
FPN (FlatNose) L 1319	OM 376.989	12.85 - 12.01	5958	D	142 kW	756	67
FPN (FlatNose) LK 1414	OM 356.913	04.89 - 04.99	5958	D	100 kW	756	67
FPN (FlatNose) LK 1414	OM 376.907	04.89 - 04.99	5958	D	100 kW	756	67
FPN (FlatNose) LK 1418	OM 366.901	01.89 - 12.93	5958	D	125 - 135 kW	756	67
FPN (FlatNose) LK 1418	OM 376.945	01.89 - 12.93	5958	D	125 - 135 kW	756	67
FPN (FlatNose) LK 1418	OM 376.956	01.89 - 12.93	5958	D	125 - 135 kW	756	67
FPN (FlatNose) LP 1514	OM 352.912	07.87 - 07.97	5675	D	95 - 96 kW	755	64
FPN (FlatNose) LPK 1313	OM 352.912	07.87 - 07.97	5675	D	95 - 96 kW	755	64
HPN (LongNose) 1717	OM 366.957	01.00 - 12.02	5958	D	125 kW	756	67
HPN (LongNose) 1718	OM 366.901	07.90 - 07.00	5958	D	125 kW	756	67
HPN (LongNose) 1718	OM 372.956	07.90 - 07.00	5958	D	125 kW	756	67
HPN (LongNose) 1718	OM 372.961	07.90 - 07.00	5958	D	125 kW	756	67
HPN (LongNose) 1720	OM 366.984	02.98 - 12.05	5958	D	154 - 155 kW	756	67
HPN (LongNose) 2038	OM 440.989	11.91 - 08.96	14618	D	280 kW	759	79
HPN (LongNose) 2638 S	OM 440.989	09.95 - 12.99	14618	D	280 kW	759	79
HPN (LongNose) L 1113	OM 352.912	01.74 - 04.87	5675	D	96 kW	755	64
HPN (LongNose) L 1214	OM 366.913	04.89 - 04.99	5958	D	100 kW	756	67
HPN (LongNose) L 1215	OM 366.984	06.90 - 06.96	5958	D	155 kW	756	67
HPN (LongNose) L 1618	OM 366.901	04.89 - 04.99	5958	D	135 kW	756	67
HPN (LongNose) L 1618	OM 376.945	04.89 - 04.99	5958	D	135 kW	756	67
HPN (LongNose) L 1618	OM 376.955	04.89 - 04.99	5958	D	135 kW	756	67
HPN (LongNose) L 1620	OM 366.984	12.96 - 12.05	5958	D	154 - 155 kW	756	67
HPN (LongNose) L 1620	OM 366.984	06.00 - 12.05	5958	D	154 - 155 kW	756	67
HPN (LongNose) L 1620	OM 377.964	12.96 - 12.05	5958	D	154 - 155 kW	756	67
HPN (LongNose) L 1620	OM 377.983	12.96 - 12.05	5958	D	154 - 155 kW	756	67
HPN (LongNose) L 1621	OM 366.984	08.89 - 08.99	5958	D	154 - 155 kW	756	67



MERCEDES-BENZ








							
HPN (LongNose) L 1621	OM 376.986	08.89 - 08.99	5958	D	154 - 155 kW	756	67
HPN (LongNose) L 1714	OM 366.913	12.91 - 02.01	5958	D	100 kW	756	67
HPN (LongNose) L 1714	OM 376.930	12.91 - 02.01	5958	D	100 kW	756	67
HPN (LongNose) L 1721	OM 366.984	12.92 - 12.04	5958	D	154 - 155 kW	756	67
HPN (LongNose) L 1721	OM 376.986	12.92 - 12.04	5958	D	154 - 155 kW	756	67
HPN (LongNose) L 2215	OM 352.916	01.83 - 12.88	5675	D	109 - 110 kW	755	64
HPN (LongNose) L 2218	OM 366.901	01.85 - 12.86	5958	D	135 kW	756	67
HPN (LongNose) L 2219	OM 345.900	01.76 - 04.87	9651	D	141 kW	759	77
HPN (LongNose) L 2314	OM 366.913	09.89 - 09.99	5958	D	100 kW	756	67
HPN (LongNose) L 2318	OM 366.901	04.89 - 07.99	5958	D	135 kW	756	67
HPN (LongNose) L 2318	OM 376.946	04.89 - 07.99	5958	D	135 kW	756	67
HPN (LongNose) L 2318	OM 376.955	04.89 - 07.99	5958	D	135 kW	756	67
HPN (LongNose) L 2418	OM 366.901	03.91 - 03.01	5958	D	135 kW	756	67
HPN (LongNose) L 2418	OM 376.946	03.91 - 03.01	5958	D	135 kW	756	67
HPN (LongNose) L 2418	OM 376.955	03.91 - 03.01	5958	D	135 kW	756	67
HPN (LongNose) L 2638	OM 440.989	08.98 - 12.05	14618	D	280 kW	759	79
HPN (LongNose) LK 1113	OM 352.912	01.87 - 12.89	5675	D	95 - 96 kW	755	64
HPN (LongNose) LK 1214	OM 366.913	04.89 - 04.99	5958	D	100 kW	756	67
HPN (LongNose) LK 1618	OM 366.901	04.89 - 04.99	5958	D	135 kW	756	67
HPN (LongNose) LK 1618	OM 376.945	04.89 - 04.99	5958	D	135 kW	756	67
HPN (LongNose) LK 1618	OM 376.955	04.89 - 04.99	5958	D	135 kW	756	67
HPN (LongNose) LK 1620, LK 1621	OM 366.984	08.89 - 08.99	5958	D	154 - 155 kW	756	67
HPN (LongNose) LK 1620, LK 1621	OM 376.986	08.89 - 08.99	5958	D	154 - 155 kW	756	67
HPN (LongNose) LS 1217	OM 366.957	04.89 - 04.99	5958	D	125 kW	756	67
HPN (LongNose) LS 1217	OM 390.900	04.89 - 04.99	5958	D	125 kW	757	68
HPN (LongNose) LS 1418 E	OM 366.901	01.00 - 12.02	5958	D	135 kW	756	67
HPN (LongNose) LS 1418 E	OM 376.955	01.00 - 12.02	5958	D	135 kW	756	67
HPN (LongNose) LS 1924	OM 355.984	01.76 - 12.83	11581	D	176 - 177 kW	758	76
HPN (LongNose) LS 1929	OM 345.913	04.83 - 04.98	11581	D	209 - 210 kW	758	76
LK/LN2 1114 AK	OM 356.903	02.87 - 12.98	5958	D	95 - 100 kW	756	67
LK/LN2 1114 AK	OM 366.918	02.87 - 12.98	5958	D	95 - 100 kW	756	67
LK/LN2 1114 AK	OM 366.931	02.87 - 12.98	5958	D	95 - 100 kW	756	67
LK/LN2 1114 A	OM 356.916	02.87 - 12.98	5958	D	96 - 102 kW	756	67
LK/LN2 1114 A	OM 366.931	02.87 - 12.98	5958	D	96 - 102 kW	756	67
LK/LN2 1114 A	OM 366.935	02.87 - 12.98	5958	D	96 - 102 kW	756	67
LK/LN2 1114 K	OM 356.904	03.84 - 12.98	5958	D	95 - 100 kW	756	67
LK/LN2 1114 K	OM 366.907	03.84 - 12.98	5958	D	95 - 100 kW	756	67
LK/LN2 1114 K	OM 366.914	03.84 - 12.98	5958	D	95 - 100 kW	756	67
LK/LN2 1114 S	OM 356.904	03.84 - 12.98	5958	D	95 - 100 kW	756	67
LK/LN2 1114 S	OM 366.907	03.84 - 12.98	5958	D	95 - 100 kW	756	67
LK/LN2 1114 S	OM 366.914	03.84 - 12.98	5958	D	95 - 100 kW	756	67
LK/LN2 1114,1114 L	OM 356.904	01.84 - 12.98	5958	D	95 - 100 kW	756	67
LK/LN2 1114,1114 L	OM 366.907	01.84 - 12.98	5958	D	95 - 100 kW	756	67
LK/LN2 1114,1114 L	OM 366.914	01.84 - 12.98	5958	D	95 - 100 kW	756	67
LK/LN2 1114,1114 L	OM 366.930	01.84 - 12.98	5958	D	95 - 100 kW	756	67
LK/LN2 1117 AK	OM 357.902	04.84 - 12.98	5958	D	125 kW	756	67
LK/LN2 1117 AK	OM 357.906	04.84 - 12.98	5958	D	125 kW	756	67
LK/LN2 1117 AK	OM 357.907	04.84 - 12.98	5958	D	125 kW	756	67
LK/LN2 1117 A	OM 356.947	06.87 - 12.98	5958	D	116 - 125 kW	756	67
LK/LN2 1117 A	OM 356.959	06.87 - 12.98	5958	D	116 - 125 kW	756	67
LK/LN2 1117 A	OM 357.906	06.87 - 12.98	5958	D	116 - 125 kW	756	67
LK/LN2 1117 A	OM 366.966	06.87 - 12.98	5958	D	116 - 125 kW	756	67
LK/LN2 1117 A	OM 366.975	06.87 - 12.98	5958	D	116 - 125 kW	756	67
LK/LN2 1117 A	OM 366.976	06.87 - 12.98	5958	D	116 - 125 kW	756	67
LK/LN2 1117 K	OM 357.901	04.84 - 12.98	5958	D	116 - 125 kW	756	67
LK/LN2 1117 K	OM 366.941	04.84 - 12.98	5958	D	116 - 125 kW	756	67
LK/LN2 1117 K	OM 366.953	04.84 - 12.98	5958	D	116 - 125 kW	756	67
LK/LN2 1117 K	OM 366.962	04.84 - 12.98	5958	D	116 - 125 kW	756	67
LK/LN2 1117 O,1117 LO	OM 356.949	01.84 - 12.98	5958	D	116 - 125 kW	756	67
LK/LN2 1117 O,1117 LO	OM 357.919	01.84 - 12.98	5958	D	116 - 125 kW	756	67
LK/LN2 1117 O,1117 LO	OM 366.971	01.84 - 12.98	5958	D	116 - 125 kW	756	67
LK/LN2 1117 S,1117 LS	OM 357.901	01.84 - 12.98	5958	D	116 - 125 kW	756	67








			ccm		kW		1 POS
LK/LN2 1117 S,1117 LS	OM 357.918	01.84 - 12.98	5958	D	116 - 125 kW	756	67
LK/LN2 1117 S,1117 LS	OM 366.941	01.84 - 12.98	5958	D	116 - 125 kW	756	67
LK/LN2 1117 S,1117 LS	OM 366.953	01.84 - 12.98	5958	D	116 - 125 kW	756	67
LK/LN2 1117 S,1117 LS	OM 366.962	01.84 - 12.98	5958	D	116 - 125 kW	756	67
LK/LN2 1117,1117 L	OM 357.901	01.84 - 12.98	5958	D	116 - 125 kW	756	67
LK/LN2 1117,1117 L	OM 357.918	01.84 - 12.98	5958	D	116 - 125 kW	756	67
LK/LN2 1117,1117 L	OM 366.941	01.84 - 12.98	5958	D	116 - 125 kW	756	67
LK/LN2 1117,1117 L	OM 366.953	01.84 - 12.98	5958	D	116 - 125 kW	756	67
LK/LN2 1117,1117 L	OM 366.962	01.84 - 12.98	5958	D	116 - 125 kW	756	67
LK/LN2 1117,1117 L	OM 366.970	01.84 - 12.98	5958	D	116 - 125 kW	756	67
LK/LN2 1120 AF	OM 356.994	02.87 - 12.98	5958	D	150 - 155 kW	756	67
LK/LN2 1120 AF	OM 356.995	02.87 - 12.98	5958	D	150 - 155 kW	756	67
LK/LN2 1120 AF	OM 366.992	02.87 - 12.98	5958	D	150 - 155 kW	756	67
LK/LN2 1120 AF	OM 366.994	02.87 - 12.98	5958	D	150 - 155 kW	756	67
LK/LN2 1120 F	OM 356.996	02.90 - 12.98	5958	D	150 - 155 kW	756	67
LK/LN2 1120 F	OM 366.992	02.90 - 12.98	5958	D	150 - 155 kW	756	67
LK/LN2 1120 O,1120 LO	OM 356.993	01.84 - 12.98	5958	D	150 - 155 kW	756	67
LK/LN2 1120 O,1120 LO	OM 357.929	01.84 - 12.98	5958	D	150 - 155 kW	756	67
LK/LN2 1120 O,1120 LO	OM 366.993	01.84 - 12.98	5958	D	150 - 155 kW	756	67
LK/LN2 1120 S,1120 LS	OM 356.986	01.84 - 12.98	5958	D	148 - 155 kW	756	67
LK/LN2 1120 S,1120 LS	OM 357.920	01.84 - 12.98	5958	D	148 - 155 kW	756	67
LK/LN2 1120 S,1120 LS	OM 357.927	01.84 - 12.98	5958	D	148 - 155 kW	756	67
LK/LN2 1120 S,1120 LS	OM 357.932	01.84 - 12.98	5958	D	148 - 155 kW	756	67
LK/LN2 1120 S,1120 LS	OM 366.988	01.84 - 12.98	5958	D	148 - 155 kW	756	67
LK/LN2 1120,1120 L	OM 356.986	01.84 - 12.98	5958	D	148 - 155 kW	756	67
LK/LN2 1120,1120 L	OM 356.992	01.84 - 12.98	5958	D	148 - 155 kW	756	67
LK/LN2 1120,1120 L	OM 357.920	01.84 - 12.98	5958	D	148 - 155 kW	756	67
LK/LN2 1120,1120 L	OM 357.927	01.84 - 12.98	5958	D	148 - 155 kW	756	67
LK/LN2 1120,1120 L	OM 357.932	01.84 - 12.98	5958	D	148 - 155 kW	756	67
LK/LN2 1120,1120 L	OM 366.988	01.84 - 12.98	5958	D	148 - 155 kW	756	67
LK/LN2 1124 AF	OM 356.983	03.92 - 12.98	5958	D	177 kW	756	67
LK/LN2 1124 AF	OM 356.989	03.92 - 12.98	5958	D	177 kW	756	67
LK/LN2 1124 AF	OM 356.991	03.92 - 12.98	5958	D	177 kW	756	67
LK/LN2 1124 AF	OM 357.943	03.92 - 12.98	5958	D	177 kW	756	67
LK/LN2 1124 AF	OM 357.944	03.92 - 12.98	5958	D	177 kW	756	67
LK/LN2 1124 F	OM 356.979	03.92 - 12.98	5958	D	155 - 177 kW	756	67
LK/LN2 1124 F	OM 356.983	03.92 - 12.98	5958	D	155 - 177 kW	756	67
LK/LN2 1124 F	OM 357.933	03.92 - 12.98	5958	D	155 - 177 kW	756	67
LK/LN2 1124 F	OM 357.942	03.92 - 12.98	5958	D	155 - 177 kW	756	67
LK/LN2 1214 A	OM 366.913	01.84 - 12.98	5958	D	100 kW	756	67
LK/LN2 1214 K	OM 354.920	06.97 - 12.05	3972	D	103 kW	756	66
LK/LN2 1214 L	OM 354.920	06.97 - 12.05	3972	D	103 kW	756	66
LK/LN2 1314 AK	OM 356.909	06.87 - 12.98	5958	D	95 - 100 kW	756	67
LK/LN2 1314 AK	OM 366.918	06.87 - 12.98	5958	D	95 - 100 kW	756	67
LK/LN2 1314 AK	OM 366.937	06.87 - 12.98	5958	D	95 - 100 kW	756	67
LK/LN2 1314 KO	OM 356.908	07.84 - 12.98	5958	D	95 - 100 kW	756	67
LK/LN2 1314 KO	OM 366.936	07.84 - 12.98	5958	D	95 - 100 kW	756	67
LK/LN2 1314 K	OM 356.909	07.84 - 12.98	5958	D	95 - 100 kW	756	67
LK/LN2 1314 K	OM 366.907	07.84 - 12.98	5958	D	95 - 100 kW	756	67
LK/LN2 1314 K	OM 366.914	07.84 - 12.98	5958	D	95 - 100 kW	756	67
LK/LN2 1314	OM 356.910	07.84 - 12.98	5958	D	95 - 100 kW	756	67
LK/LN2 1314	OM 366.907	07.84 - 12.98	5958	D	95 - 100 kW	756	67
LK/LN2 1314	OM 366.914	07.84 - 12.98	5958	D	95 - 100 kW	756	67
LK/LN2 1317 AK	OM 356.945	08.84 - 12.98	5958	D	116 - 125 kW	756	67
LK/LN2 1317 AK	OM 357.907	08.84 - 12.98	5958	D	116 - 125 kW	756	67
LK/LN2 1317 AK	OM 366.944	08.84 - 12.98	5958	D	116 - 125 kW	756	67
LK/LN2 1317 AK	OM 366.966	08.84 - 12.98	5958	D	116 - 125 kW	756	67
LK/LN2 1317 KO	OM 356.944	03.94 - 12.98	5958	D	116 - 125 kW	756	67
LK/LN2 1317 KO	OM 357.903	03.94 - 12.98	5958	D	116 - 125 kW	756	67
LK/LN2 1317 KO	OM 357.962	03.94 - 12.98	5958	D	116 - 125 kW	756	67
LK/LN2 1317 K	OM 357.902	07.84 - 12.98	5958	D	125 kW	756	67
LK/LN2 1317 K	OM 357.961	07.84 - 12.98	5958	D	125 kW	756	67










MERCEDES-BENZ

							
LK/LN2 1317 K	OM 366.962	07.84 - 12.98	5958	D	125 kW	756	67
LK/LN2 1317 S,1317 LS	OM 356.944	01.84 - 12.98	5958	D	116 - 125 kW	756	67
LK/LN2 1317 S,1317 LS	OM 357.902	01.84 - 12.98	5958	D	116 - 125 kW	756	67
LK/LN2 1317 S,1317 LS	OM 357.961	01.84 - 12.98	5958	D	116 - 125 kW	756	67
LK/LN2 1317 S,1317 LS	OM 366.946	01.84 - 12.98	5958	D	116 - 125 kW	756	67
LK/LN2 1317 S,1317 LS	OM 366.953	01.84 - 12.98	5958	D	116 - 125 kW	756	67
LK/LN2 1317 S,1317 LS	OM 366.962	01.84 - 12.98	5958	D	116 - 125 kW	756	67
LK/LN2 1317,1317 L	OM 356.944	01.84 - 12.98	5958	D	116 - 125 kW	756	67
LK/LN2 1317,1317 L	OM 357.902	01.84 - 12.98	5958	D	116 - 125 kW	756	67
LK/LN2 1317,1317 L	OM 357.961	01.84 - 12.98	5958	D	116 - 125 kW	756	67
LK/LN2 1317,1317 L	OM 366.946	01.84 - 12.98	5958	D	116 - 125 kW	756	67
LK/LN2 1317,1317 L	OM 366.953	01.84 - 12.98	5958	D	116 - 125 kW	756	67
LK/LN2 1317,1317 L	OM 366.962	01.84 - 12.98	5958	D	116 - 125 kW	756	67
LK/LN2 1320 AK	OM 356.995	12.92 - 12.98	5958	D	155 kW	756	67
LK/LN2 1320 S,1320 LS	OM 356.992	01.84 - 12.98	5958	D	148 - 155 kW	756	67
LK/LN2 1320 S,1320 LS	OM 357.921	01.84 - 12.98	5958	D	148 - 155 kW	756	67
LK/LN2 1320 S,1320 LS	OM 357.932	01.84 - 12.98	5958	D	148 - 155 kW	756	67
LK/LN2 1320 S,1320 LS	OM 366.980	01.84 - 12.98	5958	D	148 - 155 kW	756	67
LK/LN2 1320 S,1320 LS	OM 366.988	01.84 - 12.98	5958	D	148 - 155 kW	756	67
LK/LN2 1320 S,1320 LS	OM 366.992	01.84 - 12.98	5958	D	148 - 155 kW	756	67
LK/LN2 1320 S,1320 LS	OM 366.997	01.84 - 12.98	5958	D	148 - 155 kW	756	67
LK/LN2 1320,1320 L	OM 356.992	01.84 - 12.98	5958	D	148 - 155 kW	756	67
LK/LN2 1320,1320 L	OM 357.921	01.84 - 12.98	5958	D	148 - 155 kW	756	67
LK/LN2 1320,1320 L	OM 357.932	01.84 - 12.98	5958	D	148 - 155 kW	756	67
LK/LN2 1320,1320 L	OM 366.980	01.84 - 12.98	5958	D	148 - 155 kW	756	67
LK/LN2 1320,1320 L	OM 366.988	01.84 - 12.98	5958	D	148 - 155 kW	756	67
LK/LN2 1320,1320 L	OM 366.992	01.84 - 12.98	5958	D	148 - 155 kW	756	67
LK/LN2 1320,1320 L	OM 366.997	01.84 - 12.98	5958	D	148 - 155 kW	756	67
LK/LN2 1324 S,1324 LS	OM 356.983	01.84 - 12.98	5958	D	170 - 177 kW	756	67
LK/LN2 1324 S,1324 LS	OM 357.940	01.84 - 12.98	5958	D	170 - 177 kW	756	67
LK/LN2 1324 S,1324 LS	OM 357.948	01.84 - 12.98	5958	D	170 - 177 kW	756	67
LK/LN2 1324 S,1324 LS	OM 366.999	01.84 - 12.98	5958	D	170 - 177 kW	756	67
LK/LN2 1324,1324 L	OM 356.983	01.84 - 12.98	5958	D	170 - 177 kW	756	67
LK/LN2 1324,1324 L	OM 357.940	01.84 - 12.98	5958	D	170 - 177 kW	756	67
LK/LN2 1324,1324 L	OM 357.948	01.84 - 12.98	5958	D	170 - 177 kW	756	67
LK/LN2 1324,1324 L	OM 366.999	01.84 - 12.98	5958	D	170 - 177 kW	756	67
LK/LN2 1514 K	OM 356.908	01.89 - 12.98	5958	D	95 - 100 kW	756	67
LK/LN2 1514 K	OM 366.936	01.89 - 12.98	5958	D	95 - 100 kW	756	67
LK/LN2 1514,1514 L	OM 356.908	01.84 - 12.98	5958	D	95 - 100 kW	756	67
LK/LN2 1514,1514 L	OM 366.936	01.84 - 12.98	5958	D	95 - 100 kW	756	67
LK/LN2 1517 K	OM 356.946	01.89 - 12.98	5958	D	116 - 125 kW	756	67
LK/LN2 1517 K	OM 356.953	01.89 - 12.98	5958	D	116 - 125 kW	756	67
LK/LN2 1517 K	OM 357.903	01.89 - 12.98	5958	D	116 - 125 kW	756	67
LK/LN2 1517 K	OM 357.963	01.89 - 12.98	5958	D	116 - 125 kW	756	67
LK/LN2 1517 K	OM 366.945	01.89 - 12.98	5958	D	116 - 125 kW	756	67
LK/LN2 1517 K	OM 366.979	01.89 - 12.98	5958	D	116 - 125 kW	756	67
LK/LN2 1517,1517 L	OM 356.946	01.84 - 12.98	5958	D	116 - 125 kW	756	67
LK/LN2 1517,1517 L	OM 356.953	01.84 - 12.98	5958	D	116 - 125 kW	756	67
LK/LN2 1517,1517 L	OM 357.903	01.84 - 12.98	5958	D	116 - 125 kW	756	67
LK/LN2 1517,1517 L	OM 357.962	01.84 - 12.98	5958	D	116 - 125 kW	756	67
LK/LN2 1517,1517 L	OM 357.963	01.84 - 12.98	5958	D	116 - 125 kW	756	67
LK/LN2 1517,1517 L	OM 366.945	01.84 - 12.98	5958	D	116 - 125 kW	756	67
LK/LN2 1517,1517 L	OM 366.979	01.84 - 12.98	5958	D	116 - 125 kW	756	67
LK/LN2 1520,1520 L	OM 356.990	01.84 - 12.98	5958	D	150 - 155 kW	756	67
LK/LN2 1520,1520 L	OM 357.922	01.84 - 12.98	5958	D	150 - 155 kW	756	67
LK/LN2 1520,1520 L	OM 357.930	01.84 - 12.98	5958	D	150 - 155 kW	756	67
LK/LN2 1520,1520 L	OM 366.995	01.84 - 12.98	5958	D	150 - 155 kW	756	67
LK/LN2 1524,1524 L	OM 356.999	01.84 - 12.98	5958	D	170 - 177 kW	756	67
LK/LN2 1524,1524 L	OM 357.941	01.84 - 12.98	5958	D	170 - 177 kW	756	67
LK/LN2 1524,1524 L	OM 357.947	01.84 - 12.98	5958	D	170 - 177 kW	756	67
LK/LN2 1524,1524 L	OM 366.999	01.84 - 12.98	5958	D	170 - 177 kW	756	67
LK/LN2 1720	OM 357.922	01.84 - 12.98	5958	D	150 - 155 kW	756	67






			ccm		kW		1 POS
LK/LN2 1720	OM 366.995	01.84 - 12.98	5958	D	150 - 155 kW	756	67
LK/LN2 1723, 1724	OM 366.999	01.84 - 12.98	5958	D	170 kW	756	67
LK/LN2 2020 L	OM 366.988	01.84 - 12.98	5958	D	148 - 150 kW	756	67
LK/LN2 2020 L	OM 366.992	01.84 - 12.98	5958	D	148 - 150 kW	756	67
LK/LN2 2020 L	OM 366.995	01.84 - 12.98	5958	D	148 - 150 kW	756	67
LK/LN2 2020 L	OM 366.997	01.84 - 12.98	5958	D	148 - 150 kW	756	67
LK/LN2 2024 L	OM 356.999	01.84 - 12.98	5958	D	177 kW	756	67
LK/LN2 2024 L	OM 357.941	01.84 - 12.98	5958	D	177 kW	756	67
LK/LN2 2024 L	OM 357.947	01.84 - 12.98	5958	D	177 kW	756	67
LK/LN2 709 K	OM 364.907	03.84 - 10.90	3972	D	63 - 66 kW	756	66
LK/LN2 709 K	OM 364.918	03.84 - 10.90	3972	D	63 - 66 kW	756	66
LK/LN2 709	OM 364.907	03.84 - 12.98	3972	D	63 - 66 kW	756	66
LK/LN2 709	OM 364.918	03.84 - 12.98	3972	D	63 - 66 kW	756	66
LK/LN2 710	OM 364.907	09.95 - 12.05	3972	D	66 kW	756	66
LK/LN2 711	OM 354.900	03.94 - 12.98	3972	D	77 kW	756	66
LK/LN2 712	OM 364.979	07.01 - 12.11	3972	D	85 kW	756	66
LK/LN2 809 K	OM 364.907	03.84 - 12.98	3972	D	63 - 66 kW	756	66
LK/LN2 809 K	OM 364.918	03.84 - 12.98	3972	D	63 - 66 kW	756	66
LK/LN2 809	OM 364.907	03.84 - 12.98	3972	D	63 - 66 kW	756	66
LK/LN2 809	OM 364.918	03.84 - 12.98	3972	D	63 - 66 kW	756	66
LK/LN2 811 K	OM 354.900	03.94 - 12.98	3972	D	77 kW	756	66
LK/LN2 811	OM 354.900	03.94 - 12.98	3972	D	77 kW	756	66
LK/LN2 814 F	OM 354.922	03.94 - 12.98	3972	D	103 kW	756	66
LK/LN2 814 F	OM 356.905	05.86 - 12.98	5958	D	95 - 100 kW	756	67
LK/LN2 814 F	OM 356.911	05.86 - 12.98	5958	D	95 - 100 kW	756	67
LK/LN2 814 F	OM 366.905	05.86 - 12.98	5958	D	95 - 100 kW	756	67
LK/LN2 814 K	OM 354.920	03.94 - 12.98	3972	D	103 kW	756	66
LK/LN2 814 K	OM 356.901	03.84 - 12.98	5958	D	95 - 100 kW	756	67
LK/LN2 814 K	OM 356.902	03.84 - 12.98	5958	D	95 - 100 kW	756	67
LK/LN2 814 K	OM 366.905	03.84 - 12.98	5958	D	95 - 100 kW	756	67
LK/LN2 814 K	OM 366.906	03.84 - 12.98	5958	D	95 - 100 kW	756	67
LK/LN2 814 K	OM 366.907	03.84 - 12.98	5958	D	95 - 100 kW	756	67
LK/LN2 814 K	OM 366.910	03.84 - 12.98	5958	D	95 - 100 kW	756	67
LK/LN2 814 O, 814 LO	OM 356.906	01.84 - 12.98	5958	D	95 - 100 kW	756	67
LK/LN2 814 O, 814 LO	OM 366.932	01.84 - 12.98	5958	D	95 - 100 kW	756	67
LK/LN2 814 S	OM 354.920	03.94 - 12.98	3972	D	103 kW	756	66
LK/LN2 814 S	OM 356.901	03.84 - 12.98	5958	D	95 - 100 kW	756	67
LK/LN2 814 S	OM 356.902	03.84 - 12.98	5958	D	95 - 100 kW	756	67
LK/LN2 814 S	OM 366.905	03.84 - 12.98	5958	D	95 - 100 kW	756	67
LK/LN2 814 S	OM 366.906	03.84 - 12.98	5958	D	95 - 100 kW	756	67
LK/LN2 814 S	OM 366.907	03.84 - 12.98	5958	D	95 - 100 kW	756	67
LK/LN2 814 S	OM 366.910	03.84 - 12.98	5958	D	95 - 100 kW	756	67
LK/LN2 814,814 L	OM 354.920	01.84 - 12.98	3972	D	103 kW	756	66
LK/LN2 814,814L	OM 356.901	01.84 - 12.98	5958	D	95 - 100 kW	756	67
LK/LN2 814,814L	OM 356.902	01.84 - 12.98	5958	D	95 - 100 kW	756	67
LK/LN2 814,814L	OM 366.905	01.84 - 12.98	5958	D	95 - 100 kW	756	67
LK/LN2 814,814L	OM 366.906	01.84 - 12.98	5958	D	95 - 100 kW	756	67
LK/LN2 814,814L	OM 366.907	01.84 - 12.98	5958	D	95 - 100 kW	756	67
LK/LN2 814,814L	OM 366.910	01.84 - 12.98	5958	D	95 - 100 kW	756	67
LK/LN2 817 F	OM 356.951	03.84 - 12.98	5958	D	116 - 125 kW	756	67
LK/LN2 817 F	OM 357.908	03.84 - 12.98	5958	D	116 - 125 kW	756	67
LK/LN2 817 F	OM 366.967	03.84 - 12.98	5958	D	116 - 125 kW	756	67
LK/LN2 817 F	OM 366.973	03.84 - 12.98	5958	D	116 - 125 kW	756	67
LK/LN2 817 K	OM 357.900	01.86 - 12.98	5958	D	116 - 125 kW	756	67
LK/LN2 817 K	OM 366.943	01.86 - 12.98	5958	D	116 - 125 kW	756	67
LK/LN2 817 K	OM 366.967	01.86 - 12.98	5958	D	116 - 125 kW	756	67
LK/LN2 817 O, 817 LO	OM 356.948	01.84 - 12.98	5958	D	116 - 125 kW	756	67
LK/LN2 817 O, 817 LO	OM 357.917	01.84 - 12.98	5958	D	116 - 125 kW	756	67
LK/LN2 817 O, 817 LO	OM 366.969	01.84 - 12.98	5958	D	116 - 125 kW	756	67
LK/LN2 817 S,817 LS	OM 357.900	01.84 - 12.98	5958	D	116 - 125 kW	756	67
LK/LN2 817 S,817 LS	OM 366.942	01.84 - 12.98	5958	D	116 - 125 kW	756	67
LK/LN2 817 S,817 LS	OM 366.943	01.84 - 12.98	5958	D	116 - 125 kW	756	67



MERCEDES-BENZ








							
LK/LN2 817 S,817 LS	OM 366.967	01.84 - 12.98	5958	D	116 - 125 kW	756	67
LK/LN2 817 S,817 LS	OM 366.968	01.84 - 12.98	5958	D	116 - 125 kW	756	67
LK/LN2 817,817 L	OM 357.900	01.84 - 12.98	5958	D	116 - 125 kW	756	67
LK/LN2 817,817 L	OM 357.916	01.84 - 12.98	5958	D	116 - 125 kW	756	67
LK/LN2 817,817 L	OM 366.942	01.84 - 12.98	5958	D	116 - 125 kW	756	67
LK/LN2 817,817 L	OM 366.943	01.84 - 12.98	5958	D	116 - 125 kW	756	67
LK/LN2 817,817 L	OM 366.967	01.84 - 12.98	5958	D	116 - 125 kW	756	67
LK/LN2 817,817 L	OM 366.968	01.84 - 12.98	5958	D	116 - 125 kW	756	67
LK/LN2 914 AK	OM 356.903	02.87 - 12.98	5958	D	95 - 100 kW	756	67
LK/LN2 914 AK	OM 366.918	02.87 - 12.98	5958	D	95 - 100 kW	756	67
LK/LN2 914 AK	OM 366.944	02.87 - 12.98	5958	D	125 kW	756	67
LK/LN2 914 AK	OM 366.945	02.87 - 12.98	5958	D	125 kW	756	67
LK/LN2 914 KO	OM 356.901	01.87 - 12.98	5958	D	95 - 100 kW	756	67
LK/LN2 914 KO	OM 356.911	01.87 - 12.98	5958	D	95 - 100 kW	756	67
LK/LN2 914 KO	OM 366.905	01.87 - 12.98	5958	D	95 - 100 kW	756	67
LK/LN2 914 KO	OM 366.940	01.87 - 12.98	5958	D	95 - 100 kW	756	67
LK/LN2 914 K	OM 356.901	03.84 - 12.98	5958	D	95 - 100 kW	756	67
LK/LN2 914 K	OM 366.905	03.84 - 12.98	5958	D	95 - 100 kW	756	67
LK/LN2 914 K	OM 366.907	03.84 - 12.98	5958	D	95 - 100 kW	756	67
LK/LN2 914	OM 356.901	03.84 - 12.98	5958	D	95 - 100 kW	756	67
LK/LN2 914	OM 366.905	03.84 - 12.98	5958	D	95 - 100 kW	756	67
LK/LN2 914	OM 366.907	03.84 - 12.98	5958	D	95 - 100 kW	756	67
LK/LN2 914	OM 366.930	03.84 - 12.98	5958	D	95 - 100 kW	756	67
LK/LN2 917 AF	OM 356.941	02.87 - 12.98	5958	D	116 - 125 kW	756	67
LK/LN2 917 AF	OM 357.909	02.87 - 12.98	5958	D	116 - 125 kW	756	67
LK/LN2 917 AF	OM 357.910	02.87 - 12.98	5958	D	116 - 125 kW	756	67
LK/LN2 917 AF	OM 366.966	02.87 - 12.98	5958	D	116 - 125 kW	756	67
LK/LN2 917 AF	OM 366.974	02.87 - 12.98	5958	D	116 - 125 kW	756	67
LK/LN2 917 AF	OM 366.978	02.87 - 12.98	5958	D	116 - 125 kW	756	67
LK/LN2 917 AK	OM 357.906	03.94 - 12.98	5958	D	125 kW	756	67
LK/LN2 917 KO	OM 357.901	03.94 - 12.98	5958	D	125 kW	756	67
LK/LN2 917 KO	OM 357.918	03.94 - 12.98	5958	D	125 kW	756	67
LK/LN2 917 K	OM 357.900	03.94 - 12.98	5958	D	125 kW	756	67
LK/LN2 917	OM 357.900	03.94 - 12.98	5958	D	125 kW	756	67
LK/LN2 O 1114 ,O 1114 L	OM 356.907	01.84 - 12.98	5958	D	95 - 100 kW	756	67
LK/LN2 O 1114 ,O 1114 L	OM 366.933	01.84 - 12.98	5958	D	95 - 100 kW	756	67
LK/LN2 O 814, O 814 L	OM 354.921	01.84 - 12.98	3972	D	103 kW	756	66
LO LO 608D	OM 314.910	09.73 - 01.87	3784	D	63 kW	754	62
LO LO 812	OM 364.979	03.88 - 12.05	3972	D	85 kW	756	66
LP L 608 D	OM 314.915	09.73 - 01.87	3784	D	63 kW	754	62
LP L 708 E	OM 314.968	02.87 - 12.90	3784	D	60 kW	754	62
LP LP 1013, LPL 1013	OM 353.904	11.76 - 12.84	5675	D	96 kW	755	64
LP LP 1013, LPL 1013	OM 353.965	11.76 - 12.84	5675	D	96 kW	755	64
LP LP 1013, LPL 1013	OM 353.981	11.76 - 12.84	5675	D	96 kW	755	64
LP LP 1013, LPL 1013	OM 353.982	11.76 - 12.84	5675	D	96 kW	755	64
LP LP 1013	OM 353.914	11.76 - 12.84	5675	D	124 kW	755	64
LP LP 1113, LPL 1113	OM 353.904	01.80 - 12.84	5675	D	96 kW	755	64
LP LP 1113, LPL 1113	OM 353.965	01.80 - 12.84	5675	D	96 kW	755	64
LP LP 1113, LPL 1113	OM 353.982	01.80 - 12.84	5675	D	96 kW	755	64
LP LP 608, LPL 608	OM 314.910	09.63 - 12.84	3784	D	63 kW	754	62
LP LP 608, LPL 608	OM 314.944	09.63 - 12.84	3784	D	63 kW	754	62
LP LP 608, LPL 608	OM 314.964	09.63 - 12.84	3784	D	63 kW	754	62
LP LP 608, LPL 608	OM 314.965	09.63 - 12.84	3784	D	63 kW	754	62
LP LP 709, LPL 709	OM 314.910	09.63 - 12.84	3784	D	63 kW	754	62
LP LP 709, LPL 709	OM 314.944	09.63 - 12.84	3784	D	63 kW	754	62
LP LP 709, LPL 709	OM 314.964	09.63 - 12.84	3784	D	63 kW	754	62
LP LP 709, LPL 709	OM 314.965	09.63 - 12.84	3784	D	63 kW	754	62
LP LP 808, LPL 808	OM 314.910	09.63 - 12.84	3784	D	63 kW	754	62
LP LP 808, LPL 808	OM 314.944	09.63 - 12.84	3784	D	63 kW	754	62
LP LP 808, LPL 808	OM 314.964	09.63 - 12.84	3784	D	63 kW	754	62
LP LP 808, LPL 808	OM 314.965	09.63 - 12.84	3784	D	63 kW	754	62
LP LP 809, LPL 808, LPL 809	OM 314.910	09.63 - 12.84	3784	D	63 kW	754	62









			ccm		kw		1 POS
LP LP 809, LPL 808, LPL 809	OM 314.944	09.63 - 12.84	3784	D	63 kW	754	62
LP LP 809, LPL 808, LPL 809	OM 314.964	09.63 - 12.84	3784	D	63 kW	754	62
LP LP 809, LPL 808, LPL 809	OM 314.965	09.63 - 12.84	3784	D	63 kW	754	62
LP LP 811	OM 353.903	10.69 - 02.73	5675	D	81 kW	755	64
LP LP 813, LPL 813	OM 353.904	09.63 - 12.84	5675	D	96 kW	755	64
LP LP 813, LPL 813	OM 353.965	09.63 - 12.84	5675	D	96 kW	755	64
LP LP 813, LPL 813	OM 353.981	09.63 - 12.84	5675	D	96 kW	755	64
LP LP 813, LPL 813	OM 353.982	09.63 - 12.84	5675	D	96 kW	755	64
LP LP 911 B	OM 352.907	01.67 - 03.77	5675	D	81 - 124 kW	755	64
LP LP 911 B	OM 352.986	01.67 - 03.77	5675	D	81 - 124 kW	755	64
LP LP 913, LPL 913	OM 353.904	09.63 - 12.84	5675	D	96 kW	755	64
LP LP 913, LPL 913	OM 353.965	09.63 - 12.84	5675	D	96 kW	755	64
LP LP 913, LPL 913	OM 353.981	09.63 - 12.84	5675	D	96 kW	755	64
LP LP 913, LPL 913	OM 353.982	09.63 - 12.84	5675	D	96 kW	755	64
LP LPK 1013	OM 353.904	11.76 - 12.84	5675	D	96 kW	755	64
LP LPK 1013	OM 353.965	11.76 - 12.84	5675	D	96 kW	755	64
LP LPK 1013	OM 353.981	11.76 - 12.84	5675	D	96 kW	755	64
LP LPK 1013	OM 353.982	11.76 - 12.84	5675	D	96 kW	755	64
LP LPK 1113	OM 353.904	01.81 - 12.84	5675	D	96 kW	755	64
LP LPK 1113	OM 353.965	01.81 - 12.84	5675	D	96 kW	755	64
LP LPK 1113	OM 353.982	01.81 - 12.84	5675	D	96 kW	755	64
LP LPK 608	OM 314.910	10.69 - 10.77	3784	D	63 kW	754	62
LP LPK 608	OM 314.944	10.69 - 10.77	3784	D	63 kW	754	62
LP LPK 608	OM 314.964	10.69 - 10.77	3784	D	63 kW	754	62
LP LPK 608	OM 314.965	10.69 - 10.77	3784	D	63 kW	754	62
LP LPK 709	OM 314.910	11.77 - 12.84	3784	D	63 kW	754	62
LP LPK 709	OM 314.944	11.77 - 12.84	3784	D	63 kW	754	62
LP LPK 709	OM 314.964	11.77 - 12.84	3784	D	63 kW	754	62
LP LPK 709	OM 314.965	11.77 - 12.84	3784	D	63 kW	754	62
LP LPK 808	OM 314.910	10.69 - 10.77	3784	D	63 kW	754	62
LP LPK 808	OM 314.946	10.69 - 10.77	3784	D	63 kW	754	62
LP LPK 808	OM 314.964	10.69 - 10.77	3784	D	63 kW	754	62
LP LPK 808	OM 314.965	10.69 - 10.77	3784	D	63 kW	754	62
LP LPK 809	OM 314.910	11.77 - 12.84	3784	D	63 kW	754	62
LP LPK 809	OM 314.944	11.77 - 12.84	3784	D	63 kW	754	62
LP LPK 809	OM 314.964	11.77 - 12.84	3784	D	63 kW	754	62
LP LPK 809	OM 314.965	11.77 - 12.84	3784	D	63 kW	754	62
LP LPK 811	OM 353.903	03.73 - 12.84	5675	D	81 kW	755	64
LP LPK 813	OM 353.904	03.73 - 12.84	5675	D	96 kW	755	64
LP LPK 813	OM 353.965	03.73 - 12.84	5675	D	96 kW	755	64
LP LPK 813	OM 353.981	03.73 - 12.84	5675	D	96 kW	755	64
LP LPK 813	OM 353.982	03.73 - 12.84	5675	D	96 kW	755	64
LP LPK 913	OM 353.904	01.67 - 12.84	5675	D	96 kW	755	64
LP LPK 913	OM 353.965	01.67 - 12.84	5675	D	96 kW	755	64
LP LPK 913	OM 353.981	01.67 - 12.84	5675	D	96 kW	755	64
LP LPK 913	OM 353.982	01.67 - 12.84	5675	D	96 kW	755	64
LP LPKF 608	OM 314.910	09.63 - 12.84	3784	D	63 kW	754	62
LP LPKF 608	OM 314.944	09.63 - 12.84	3784	D	63 kW	754	62
LP LPKF 709	OM 314.910	11.77 - 12.84	3784	D	63 kW	754	62
LP LPKF 709	OM 314.944	11.77 - 12.84	3784	D	63 kW	754	62
LP LPKF 808, LPKF 809	OM 314.910	10.69 - 10.77	3784	D	63 kW	754	62
LP LPKF 808, LPKF 809	OM 314.944	10.69 - 10.77	3784	D	63 kW	754	62
LP LPKO 608	OM 314.910	02.66 - 07.77	3784	D	63 kW	754	62
LP LPKO 608	OM 314.944	02.66 - 07.77	3784	D	63 kW	754	62
LP LPKO 709	OM 314.910	02.66 - 07.77	3784	D	63 kW	754	62
LP LPKO 709	OM 314.944	02.66 - 07.77	3784	D	63 kW	754	62
LP LPO 608	OM 314.910	10.69 - 10.77	3784	D	63 kW	754	62
LP LPO 608	OM 314.944	10.69 - 10.77	3784	D	63 kW	754	62
LP LPO 709	OM 314.910	11.77 - 12.84	3784	D	63 kW	754	62
LP LPO 709	OM 314.944	11.77 - 12.84	3784	D	63 kW	754	62
LP LPO 808, LPO 809	OM 314.910	09.67 - 10.77	3784	D	63 kW	754	62
LP LPO 808, LPO 809	OM 314.944	09.67 - 10.77	3784	D	63 kW	754	62



MERCEDES-BENZ








							
LP LPO 811	OM 353.915	10.69 - 02.73	5675	D	81 kW	755	64
LP LPO 813	OM 353.904	10.69 - 12.84	5675	D	96 kW	755	64
LP LPO 813	OM 353.941	10.69 - 12.84	5675	D	96 kW	755	64
LP LPO 813	OM 353.965	10.69 - 12.84	5675	D	96 kW	755	64
LP LPS 608, LPLS 608	OM 314.910	09.63 - 12.84	3784	D	63 kW	754	62
LP LPS 608, LPLS 608	OM 314.944	09.63 - 12.84	3784	D	63 kW	754	62
LP LPS 608, LPLS 608	OM 314.964	09.63 - 12.84	3784	D	63 kW	754	62
LP LPS 608, LPLS 608	OM 314.965	09.63 - 12.84	3784	D	63 kW	754	62
LP LPS 709, LPLS 709	OM 314.910	09.63 - 12.84	3784	D	63 kW	754	62
LP LPS 709, LPLS 709	OM 314.944	09.63 - 12.84	3784	D	63 kW	754	62
LP LPS 709, LPLS 709	OM 314.964	09.63 - 12.84	3784	D	63 kW	754	62
LP LPS 709, LPLS 709	OM 314.965	09.63 - 12.84	3784	D	63 kW	754	62
LP LPS 811	OM 353.903	10.69 - 02.73	5675	D	81 kW	755	64
LP LPS 813, LPLS 813	OM 353.904	09.63 - 12.84	5675	D	96 kW	755	64
LP LPS 813, LPLS 813	OM 353.965	09.63 - 12.84	5675	D	96 kW	755	64
LP LPS 813, LPLS 813	OM 353.981	09.63 - 12.84	5675	D	96 kW	755	64
LP LPS 911 B	OM 352.907	01.67 - 03.77	5675	D	81 kW	755	64
LP LPS 911 B	OM 352.986	01.67 - 03.77	5675	D	81 kW	755	64
LP LPS 913	OM 353.904	10.69 - 12.84	5675	D	96 kW	755	64
LP LPS 913	OM 353.965	10.69 - 12.84	5675	D	96 kW	755	64
MB-TRAC 1000, 1100	OM 366.908	02.87 - 12.91	5958	D	74 - 81 kW	756	67
MB-TRAC 1000, 1100	OM 366.912	02.87 - 12.91	5958	D	74 - 81 kW	756	67
MB-TRAC 1000	OM 353.985	12.82 - 12.87	5675	D	70 kW	755	64
MB-TRAC 1100	OM 353.949	03.79 - 08.87	5675	D	81 kW	755	64
MB-TRAC 1300 Turbo, 1400 Turbo	OM 366.958	02.82 - 12.91	5958	D	92 - 100 kW	756	67
MB-TRAC 1300 Turbo, 1400 Turbo	OM 366.977	02.82 - 12.91	5958	D	92 - 100 kW	756	67
MB-TRAC 1300	OM 353.957	03.76 - 08.87	5675	D	92 kW	755	64
MB-TRAC 1500	OM 353.976	07.80 - 12.87	5675	D	110 kW	755	64
MB-TRAC 1600 Turbo	OM 366.954	06.90 - 12.91	5958	D	115 kW	756	67
MB-TRAC 1800	OM 366.954	06.90 - 12.91	5958	D	132 kW	756	67
MB-TRAC 65/70, 700, 800	OM 314.956	07.73 - 12.91	3784	D	48 - 55 kW	754	62
MB-TRAC 65/70, 700, 800	OM 314.957	07.73 - 12.91	3784	D	48 - 55 kW	754	62
MB-TRAC 700, 800	OM 364.908	02.87 - 12.91	3972	D	50 - 57 kW	756	66
MB-TRAC 700, 800	OM 364.909	02.87 - 12.91	3972	D	50 - 57 kW	756	66
MB-TRAC 900	OM 314.970	09.81 - 12.91	3784	D	63 kW	754	62
MB-TRAC 900	OM 364.951	03.87 - 12.91	3972	D	66 kW	756	66
MK 1222 A, 1222 LA	OM 441.914	09.89 - 07.94	11309	D	160 - 165 kW	760	84
MK 1222 A, 1222 LA	OM 441.926	09.89 - 07.94	11309	D	160 - 165 kW	760	84
MK 1222 AF	OM 441.915	09.89 - 09.93	11309	D	160 - 165 kW	760	84
MK 1222 AF	OM 441.917	09.89 - 09.93	11309	D	160 - 165 kW	760	84
MK 1222 AF	OM 441.923	09.89 - 09.93	11309	D	160 - 165 kW	760	84
MK 1222 F	OM 441.905	07.89 - 08.94	11309	D	160 - 165 kW	760	84
MK 1222 F	OM 441.913	07.89 - 08.94	11309	D	160 - 165 kW	760	84
MK 1222 F	OM 441.923	07.89 - 08.94	11309	D	160 - 165 kW	760	84
MK 1222 F	OM 441.925	07.89 - 08.94	11309	D	160 - 165 kW	760	84
MK 1222 S, 1222 LS	OM 441.905	07.89 - 08.94	11309	D	160 - 165 kW	760	84
MK 1222 S, 1222 LS	OM 441.913	07.89 - 08.94	11309	D	160 - 165 kW	760	84
MK 1222 S, 1222 LS	OM 441.923	07.89 - 08.94	11309	D	160 - 165 kW	760	84
MK 1222 S, 1222 LS	OM 441.925	07.89 - 08.94	11309	D	160 - 165 kW	760	84
MK 1222	OM 441.905	07.89 - 08.94	11309	D	160 - 165 kW	760	84
MK 1222	OM 441.913	07.89 - 08.94	11309	D	160 - 165 kW	760	84
MK 1222	OM 441.923	07.89 - 08.94	11309	D	160 - 165 kW	760	84
MK 1222	OM 441.925	07.89 - 08.94	11309	D	160 - 165 kW	760	84
MK 1224 AF	OM 356.999	02.93 - 09.96	5958	D	170 - 177 kW	756	67
MK 1224 AF	OM 357.946	02.93 - 09.96	5958	D	170 - 177 kW	756	67
MK 1224 AF	OM 366.999	02.93 - 09.96	5958	D	170 - 177 kW	756	67
MK 1224 F	OM 356.999	07.89 - 08.94	5958	D	177 kW	756	67
MK 1226 AF	OM 442.907	02.90 - 09.93	15078	D	195 - 218 kW	760	85
MK 1226 AF	OM 442.914	02.90 - 09.93	15078	D	195 - 218 kW	760	85
MK 1226 AF	OM 442.920	02.90 - 09.93	15078	D	195 - 218 kW	760	85
MK 1226 AF	OM 442.926	02.90 - 09.93	15078	D	195 - 218 kW	760	85
MK 1226 AF	OM 442.932	02.90 - 09.93	15078	D	195 - 218 kW	760	85









	 ENGINE	 00000	ccm		kW		 1 POS
MK 1226 AF	OM 442.933	02.90 - 09.93	15078	D	195 - 218 kW	760	85
MK 1417 AK	OM 356.940	09.89 - 09.96	5958	D	121 - 129 kW	756	67
MK 1417 AK	OM 356.943	09.89 - 09.96	5958	D	121 - 129 kW	756	67
MK 1417 AK	OM 357.915	09.89 - 09.96	5958	D	121 - 129 kW	756	67
MK 1417 AK	OM 366.952	09.89 - 09.96	5958	D	121 - 129 kW	756	67
MK 1417 A	OM 356.943	09.89 - 09.96	5958	D	121 - 129 kW	756	67
MK 1417 A	OM 357.915	09.89 - 09.96	5958	D	121 - 129 kW	756	67
MK 1417 A	OM 366.952	09.89 - 09.96	5958	D	121 - 129 kW	756	67
MK 1417 K	OM 356.943	07.89 - 09.96	5958	D	121 - 125 kW	756	67
MK 1417 K	OM 357.915	07.89 - 09.96	5958	D	121 - 125 kW	756	67
MK 1417 K	OM 366.952	07.89 - 09.96	5958	D	121 - 125 kW	756	67
MK 1417	OM 356.940	07.89 - 09.96	5958	D	121 - 129 kW	756	67
MK 1417	OM 356.943	07.89 - 09.96	5958	D	121 - 129 kW	756	67
MK 1417	OM 357.915	07.89 - 09.96	5958	D	121 - 129 kW	756	67
MK 1417	OM 366.952	07.89 - 09.96	5958	D	121 - 129 kW	756	67
MK 1420 AK	OM 356.987	09.89 - 09.96	5958	D	155 kW	756	67
MK 1420 LS	OM 356.984	02.90 - 09.96	5958	D	155 kW	756	67
MK 1420 LS	OM 356.987	02.90 - 09.96	5958	D	155 kW	756	67
MK 1420,1420 L	OM 356.984	12.87 - 09.96	5958	D	155 kW	756	67
MK 1420,1420 L	OM 356.987	12.87 - 09.96	5958	D	155 kW	756	67
MK 1422 F	OM 356.999	03.93 - 08.94	5958	D	177 kW	756	67
MK 1422 F	OM 441.913	07.89 - 09.93	11309	D	160 - 165 kW	760	84
MK 1422 F	OM 441.925	07.89 - 09.93	11309	D	160 - 165 kW	760	84
MK 1422 S,1422 LS	OM 441.905	12.87 - 09.96	11309	D	160 - 165 kW	760	84
MK 1422 S,1422 LS	OM 441.923	12.87 - 09.96	11309	D	160 - 165 kW	760	84
MK 1422,1422 L	OM 441.905	12.87 - 09.96	11309	D	160 - 165 kW	760	84
MK 1422,1422 L	OM 441.923	12.87 - 09.96	11309	D	160 - 165 kW	760	84
MK 1424	OM 357.946	07.89 - 09.96	5958	D	177 kW	756	67
MK 1426 S,1426 LS	OM 442.914	12.87 - 09.96	15078	D	191 - 195 kW	760	85
MK 1426 S,1426 LS	OM 442.932	12.87 - 09.96	15078	D	191 - 195 kW	760	85
MK 1429 AF	OM 442.926	01.92 - 09.96	15078	D	213 kW	760	85
MK 1431	OM 442.907	12.87 - 08.96	15078	D	213 kW	760	85
MK 1627 AF	OM 442.914	01.92 - 09.96	15078	D	195 kW	760	85
MK 1627 AF	OM 442.920	01.92 - 09.96	15078	D	195 kW	760	85
MK 1627 AF	OM 442.932	01.92 - 09.96	15078	D	195 kW	760	85
MK 1627 AF	OM 442.933	01.92 - 09.96	15078	D	195 kW	760	85
MK 1717 AK	OM 356.940	09.89 - 08.94	5958	D	129 kW	756	67
MK 1717 AK	OM 366.952	09.89 - 08.94	5958	D	129 kW	756	67
MK 1717 K	OM 356.940	09.89 - 08.94	5958	D	129 kW	756	67
MK 1717 K	OM 366.952	09.89 - 08.94	5958	D	129 kW	756	67
MK 1717,1717 L	OM 356.940	12.87 - 09.96	5958	D	129 kW	756	67
MK 1717,1717 L	OM 366.952	12.87 - 09.96	5958	D	129 kW	756	67
MK 1720 L	OM 441.916	12.88 - 08.94	11309	D	151 - 153 kW	760	84
MK 1720 L	OM 441.920	12.88 - 08.94	11309	D	151 - 153 kW	760	84
MK 1720 L	OM 441.932	12.88 - 08.94	11309	D	151 - 153 kW	760	84
MK 1720 S	OM 356.984	02.90 - 08.94	5958	D	155 kW	756	67
MK 1720,1720 L	OM 356.984	12.87 - 09.96	5958	D	150 - 155 kW	756	67
MK 1720,1720 L	OM 356.985	12.87 - 09.96	5958	D	150 - 155 kW	756	67
MK 1720,1720 L	OM 366.983	12.87 - 09.96	5958	D	150 - 155 kW	756	67
MK 1722 AK	OM 356.999	12.88 - 08.94	5958	D	177 kW	756	67
MK 1722 AK	OM 441.914	12.88 - 08.94	11309	D	151 - 165 kW	760	84
MK 1722 AK	OM 441.926	12.88 - 08.94	11309	D	151 - 165 kW	760	84
MK 1722 AK	OM 441.933	12.88 - 08.94	11309	D	151 - 165 kW	760	84
MK 1722 K	OM 441.905	12.88 - 08.94	11309	D	153 - 165 kW	760	84
MK 1722 K	OM 441.913	12.88 - 08.94	11309	D	153 - 165 kW	760	84
MK 1722 K	OM 441.914	12.88 - 08.94	11309	D	153 - 165 kW	760	84
MK 1722 K	OM 441.916	12.88 - 08.94	11309	D	153 - 165 kW	760	84
MK 1722 K	OM 441.920	12.88 - 08.94	11309	D	153 - 165 kW	760	84
MK 1722 K	OM 441.923	12.88 - 08.94	11309	D	153 - 165 kW	760	84
MK 1722,1722 L, 1722 LL	OM 441.905	12.87 - 09.96	11309	D	151 - 165 kW	760	84
MK 1722,1722 L, 1722 LL	OM 441.913	12.87 - 09.96	11309	D	151 - 165 kW	760	84
MK 1722,1722 L, 1722 LL	OM 441.914	12.87 - 09.96	11309	D	151 - 165 kW	760	84



MERCEDES-BENZ








							
MK 1722,1722 L, 1722 LL	OM 441.916	12.87 - 09.96	11309	D	151 - 165 kW	760	84
MK 1722,1722 L, 1722 LL	OM 441.920	12.87 - 09.96	11309	D	151 - 165 kW	760	84
MK 1722,1722 L, 1722 LL	OM 441.923	12.87 - 09.96	11309	D	151 - 165 kW	760	84
MK 1722,1722 L, 1722 LL	OM 441.932	12.87 - 09.96	11309	D	151 - 165 kW	760	84
MK 1722	OM 441.920	08.88 - 08.94	11309	D	153 kW	760	84
MK 1726 AK	OM 442.922	06.89 - 08.94	15078	D	195 kW	760	85
MK 1726 AK	OM 442.935	06.89 - 08.94	15078	D	195 kW	760	85
MK 1726 K	OM 440.909	12.88 - 08.94	15078	D	195 kW	760	83
MK 1726 K	OM 442.914	12.88 - 08.94	15078	D	195 kW	760	85
MK 1726 K	OM 442.922	12.88 - 08.94	15078	D	195 kW	760	85
MK 1726 K	OM 442.932	12.88 - 08.94	15078	D	195 kW	760	85
MK 1726 S,1726 LS	OM 442.907	12.87 - 09.96	15078	D	195 - 218 kW	760	85
MK 1726 S,1726 LS	OM 442.914	12.87 - 09.96	15078	D	195 - 218 kW	760	85
MK 1726 S,1726 LS	OM 442.922	12.87 - 09.96	15078	D	195 - 218 kW	760	85
MK 1726 S,1726 LS	OM 442.932	12.87 - 09.96	15078	D	195 - 218 kW	760	85
MK 1726,1726 L, 1726 LL	OM 442.906	12.87 - 09.96	15078	D	195 - 218 kW	760	85
MK 1726,1726 L, 1726 LL	OM 442.907	12.87 - 09.96	15078	D	195 - 218 kW	760	85
MK 1726,1726 L, 1726 LL	OM 442.909	12.87 - 09.96	15078	D	195 - 218 kW	760	85
MK 1726,1726 L, 1726 LL	OM 442.914	12.87 - 09.96	15078	D	195 - 218 kW	760	85
MK 1726,1726 L, 1726 LL	OM 442.922	12.87 - 09.96	15078	D	195 - 218 kW	760	85
MK 1726,1726 L, 1726 LL	OM 442.923	12.87 - 09.96	15078	D	195 - 218 kW	760	85
MK 1726,1726 L, 1726 LL	OM 442.932	12.87 - 09.96	15078	D	195 - 218 kW	760	85
MK 1729 LS	OM 442.907	12.87 - 09.96	15078	D	213 kW	760	85
MK 1729	OM 442.906	12.87 - 09.96	15078	D	210 - 218 kW	760	85
MK 1729	OM 442.907	12.87 - 09.96	15078	D	210 - 218 kW	760	85
MK 1729	OM 442.923	12.87 - 09.96	15078	D	210 - 218 kW	760	85
MK 1820 AK	OM 356.987	07.93 - 09.96	5958	D	155 kW	756	67
MK 1820 AK	OM 357.925	07.93 - 09.96	5958	D	155 kW	756	67
MK 1820 K	OM 356.987	05.92 - 09.96	5958	D	155 kW	756	67
MK 1820 K	OM 357.925	05.92 - 09.96	5958	D	155 kW	756	67
MK 1820,1820 L	OM 356.984	12.87 - 09.96	5958	D	155 kW	756	67
MK 1820,1820 L	OM 356.987	12.87 - 09.96	5958	D	155 kW	756	67
MK 1820,1820 L	OM 357.925	12.87 - 09.96	5958	D	155 kW	756	67
MK 1824 AK	OM 356.999	08.92 - 09.96	5958	D	177 kW	756	67
MK 1824	OM 442.907	12.88 - 08.94	15078	D	213 kW	760	85
MK 1831 K	OM 402.987	12.88 - 08.94	12763	D	280 kW	758	75
MK 1926	OM 442.914	12.87 - 09.96	15078	D	195 kW	760	85
MK 1926	OM 442.922	12.87 - 09.96	15078	D	195 kW	760	85
MK 1926	OM 442.932	12.87 - 09.96	15078	D	195 kW	760	85
MK 2320 L	OM 356.984	12.87 - 09.96	5958	D	155 kW	756	67
MK 2320 L	OM 356.987	12.87 - 09.96	5958	D	155 kW	756	67
MK 2420,2420 L	OM 356.984	12.87 - 09.96	5958	D	150 - 155 kW	756	67
MK 2420,2420 L	OM 356.984	12.87 - 09.96	5958	D	150 - 155 kW	756	67
MK 2420,2420 L	OM 366.983	12.87 - 09.96	5958	D	150 - 155 kW	756	67
MK 2420,2420 L	OM 366.983	12.87 - 09.96	5958	D	150 - 155 kW	756	67
MK 2422 B	OM 441.912	09.89 - 08.94	11309	D	160 - 165 kW	760	84
MK 2422 B	OM 441.924	09.89 - 08.94	11309	D	160 - 165 kW	760	84
MK 2422 K	OM 441.905	09.89 - 08.94	11309	D	160 - 165 kW	760	84
MK 2422 K	OM 441.912	09.89 - 08.94	11309	D	160 - 165 kW	760	84
MK 2422 K	OM 441.923	09.89 - 08.94	11309	D	160 - 165 kW	760	84
MK 2422 K	OM 441.924	09.89 - 08.94	11309	D	160 - 165 kW	760	84
MK 2422 L	OM 441.905	12.87 - 09.96	11309	D	160 - 170 kW	760	84
MK 2422 L	OM 441.920	12.87 - 09.96	11309	D	153 kW	760	84
MK 2422 L	OM 441.923	12.87 - 09.96	11309	D	160 - 170 kW	760	84
MK 2422, 2422 L	OM 441.916	09.89 - 08.94	11309	D	151 - 153 kW	760	84
MK 2422, 2422 L	OM 441.920	09.89 - 08.94	11309	D	151 - 153 kW	760	84
MK 2422, 2422 L	OM 441.932	09.89 - 08.94	11309	D	151 - 153 kW	760	84
MK 2422,2422 L	OM 441.905	12.87 - 09.96	11309	D	153 - 165 kW	760	84
MK 2422,2422 L	OM 441.905	12.87 - 09.96	11309	D	153 - 165 kW	760	84
MK 2422,2422 L	OM 441.920	12.87 - 09.96	11309	D	153 - 165 kW	760	84
MK 2422,2422 L	OM 441.920	12.87 - 09.96	11309	D	153 - 165 kW	760	84
MK 2422,2422 L	OM 441.923	12.87 - 09.96	11309	D	153 - 165 kW	760	84









	 ENGINE	 00000	ccm		kW		 1 POS
MK 2422,2422 L	OM 441.923	12.87 - 09.96	11309	D	153 - 165 kW	760	84
MK 2422,2422 L	OM 441.924	12.87 - 09.96	11309	D	153 - 165 kW	760	84
MK 2422,2422 L	OM 441.924	12.87 - 09.96	11309	D	153 - 165 kW	760	84
MK 2422	OM 441.923	09.89 - 08.94	11309	D	160 kW	760	84
MK 2426 B	OM 442.921	02.90 - 08.94	15078	D	195 kW	760	85
MK 2426 L	OM 442.914	12.87 - 09.96	15078	D	195 kW	760	85
MK 2426 L	OM 442.932	12.87 - 09.96	15078	D	195 kW	760	85
MK 2426, 2426 L	OM 442.914	02.90 - 08.94	15078	D	195 kW	760	85
MK 2426, 2426 L	OM 442.922	02.90 - 08.94	15078	D	195 kW	760	85
MK 2426, 2426 L	OM 442.932	02.90 - 08.94	15078	D	195 kW	760	85
MK 2426	OM 442.914	01.90 - 08.94	15078	D	195 kW	760	85
MK 2426	OM 442.914	12.87 - 09.96	15078	D	195 kW	760	85
MK 2426	OM 442.921	01.90 - 08.94	15078	D	195 kW	760	85
MK 2426	OM 442.922	12.87 - 09.96	15078	D	195 kW	760	85
MK 2426	OM 442.932	01.90 - 08.94	15078	D	195 kW	760	85
MK 2426	OM 442.932	12.87 - 09.96	15078	D	195 kW	760	85
MK 2426	OM 442.934	01.90 - 08.94	15078	D	195 kW	760	85
MK 2427 B	OM 442.923	02.90 - 08.94	15078	D	210 kW	760	85
MK 2429	OM 442.906	12.87 - 09.96	15078	D	210 - 218 kW	760	85
MK 2429	OM 442.906	12.87 - 09.96	15078	D	210 - 218 kW	760	85
MK 2429	OM 442.907	12.87 - 09.96	15078	D	210 - 218 kW	760	85
MK 2429	OM 442.907	12.87 - 09.96	15078	D	210 - 218 kW	760	85
MK 2429	OM 442.909	12.87 - 09.96	15078	D	210 - 218 kW	760	85
MK 2429	OM 442.909	12.87 - 09.96	15078	D	210 - 218 kW	760	85
MK 2429	OM 442.923	12.87 - 09.96	15078	D	210 - 218 kW	760	85
MK 2429	OM 442.923	12.87 - 09.96	15078	D	210 - 218 kW	760	85
MK 2522 L	OM 441.905	12.87 - 09.96	11309	D	165 kW	760	84
MK 2522 L	OM 441.920	12.87 - 09.96	11309	D	153 kW	760	84
MK 2527 L	OM 442.914	03.91 - 08.94	15078	D	195 kW	760	85
NG 1013 AK	OM 353.942	02.76 - 12.84	5675	D	96 kW	755	64
NG 1013 AK	OM 353.943	02.76 - 12.84	5675	D	96 kW	755	64
NG 1013 AK	OM 353.945	02.76 - 12.84	5675	D	96 kW	755	64
NG 1013 AK	OM 353.946	02.76 - 12.84	5675	D	96 kW	755	64
NG 1013 A	OM 353.942	02.76 - 12.86	5675	D	96 kW	755	64
NG 1013 A	OM 353.943	02.76 - 12.86	5675	D	96 kW	755	64
NG 1013 KO	OM 353.943	02.76 - 12.84	5675	D	96 kW	755	64
NG 1013 KO	OM 353.945	02.76 - 12.84	5675	D	96 kW	755	64
NG 1013 KO	OM 353.946	02.76 - 12.84	5675	D	96 kW	755	64
NG 1013 K	OM 353.942	02.76 - 12.84	5675	D	96 kW	755	64
NG 1013 K	OM 353.943	02.76 - 12.84	5675	D	96 kW	755	64
NG 1013 K	OM 353.945	02.76 - 12.84	5675	D	96 kW	755	64
NG 1013 K	OM 353.946	02.76 - 12.84	5675	D	96 kW	755	64
NG 1013 S	OM 353.942	02.76 - 12.84	5675	D	96 kW	755	64
NG 1013 S	OM 353.943	02.76 - 12.84	5675	D	96 kW	755	64
NG 1013 S	OM 353.946	02.76 - 12.84	5675	D	96 kW	755	64
NG 1013	OM 353.942	02.76 - 12.84	5675	D	96 kW	755	64
NG 1013	OM 353.943	02.76 - 12.84	5675	D	96 kW	755	64
NG 1017 AF	OM 353.954	11.75 - 09.85	5675	D	124 kW	755	64
NG 1017 AK	OM 353.950	02.76 - 12.84	5675	D	124 kW	755	64
NG 1017 AS	OM 353.950	04.77 - 09.85	5675	D	124 kW	755	64
NG 1017 A	OM 353.950	11.75 - 02.91	5675	D	124 kW	755	64
NG 1017 A	OM 353.952	11.75 - 02.91	5675	D	124 kW	755	64
NG 1017 A	OM 353.953	11.75 - 02.91	5675	D	124 kW	755	64
NG 1017 KO,1017 F	OM 353.952	08.73 - 09.96	5675	D	124 kW	755	64
NG 1017 KO,1017 F	OM 353.953	08.73 - 09.96	5675	D	124 kW	755	64
NG 1017 KO,1017 F	OM 353.954	08.73 - 09.96	5675	D	124 kW	755	64
NG 1017 K	OM 353.950	02.76 - 12.84	5675	D	124 kW	755	64
NG 1017 S,1017 LS	OM 353.970	08.73 - 09.96	5675	D	124 kW	755	64
NG 1017 S,1017 LS	OM 353.971	08.73 - 09.96	5675	D	124 kW	755	64
NG 1017	OM 353.950	11.75 - 02.91	5675	D	124 kW	755	64
NG 1017	OM 353.952	11.75 - 02.91	5675	D	124 kW	755	64
NG 1017	OM 353.953	11.75 - 02.91	5675	D	124 kW	755	64



MERCEDES-BENZ








							
NG 1017	OM 353.975	11.75 - 02.91	5675	D	124 kW	755	64
NG 1019 AF	OM 401.919	01.79 - 12.82	9570	D	141 - 142 kW	757	71
NG 1019 AF	OM 401.922	01.79 - 12.82	9570	D	141 - 142 kW	757	71
NG 1019 AF	OM 401.924	01.79 - 12.82	10456	D	144 kW	757	71
NG 1019 F	OM 401.919	01.79 - 12.82	9570	D	141 kW	757	71
NG 1019 F	OM 401.922	01.79 - 12.82	9570	D	141 kW	757	71
NG 1213 AKO	OM 353.944	09.75 - 05.86	5675	D	96 kW	755	64
NG 1213 AKO	OM 353.946	09.75 - 05.86	5675	D	96 kW	755	64
NG 1213 AK	OM 353.943	09.75 - 05.86	5675	D	96 kW	755	64
NG 1213 AK	OM 353.944	09.75 - 05.86	5675	D	96 kW	755	64
NG 1213 AK	OM 353.945	09.75 - 05.86	5675	D	96 kW	755	64
NG 1213 AK	OM 353.946	09.75 - 05.86	5675	D	96 kW	755	64
NG 1213 AS	OM 353.943	09.75 - 05.86	5675	D	96 kW	755	64
NG 1213 AS	OM 353.944	09.75 - 05.86	5675	D	96 kW	755	64
NG 1213 AS	OM 353.945	09.75 - 05.86	5675	D	96 kW	755	64
NG 1213 AS	OM 353.946	09.75 - 05.86	5675	D	96 kW	755	64
NG 1213 A	OM 353.943	09.75 - 05.86	5675	D	96 kW	755	64
NG 1213 A	OM 353.944	09.75 - 05.86	5675	D	96 kW	755	64
NG 1213 A	OM 353.945	09.75 - 05.86	5675	D	96 kW	755	64
NG 1213 A	OM 353.946	09.75 - 05.86	5675	D	96 kW	755	64
NG 1213 KO	OM 353.944	09.75 - 05.86	5675	D	96 kW	755	64
NG 1213 KO	OM 353.946	09.75 - 05.86	5675	D	96 kW	755	64
NG 1213 K	OM 353.943	09.75 - 05.86	5675	D	96 kW	755	64
NG 1213 K	OM 353.944	09.75 - 05.86	5675	D	96 kW	755	64
NG 1213 K	OM 353.945	09.75 - 05.86	5675	D	96 kW	755	64
NG 1213 K	OM 353.946	09.75 - 05.86	5675	D	96 kW	755	64
NG 1213 S	OM 353.943	09.75 - 05.86	5675	D	96 kW	755	64
NG 1213 S	OM 353.944	09.75 - 05.86	5675	D	96 kW	755	64
NG 1213 S	OM 353.945	09.75 - 05.86	5675	D	96 kW	755	64
NG 1213 S	OM 353.946	09.75 - 05.86	5675	D	96 kW	755	64
NG 1213	OM 353.943	09.75 - 05.86	5675	D	96 kW	755	64
NG 1213	OM 353.944	09.75 - 05.86	5675	D	96 kW	755	64
NG 1213	OM 353.945	09.75 - 05.86	5675	D	96 kW	755	64
NG 1213	OM 353.946	09.75 - 05.86	5675	D	96 kW	755	64
NG 1217 AK	OM 353.950	09.75 - 09.85	5675	D	124 kW	755	64
NG 1217 AK	OM 353.951	09.75 - 09.85	5675	D	124 kW	755	64
NG 1217 AS	OM 353.950	09.75 - 09.85	5675	D	124 kW	755	64
NG 1217 AS	OM 353.951	09.75 - 09.85	5675	D	124 kW	755	64
NG 1217 AS	OM 353.952	09.75 - 09.85	5675	D	124 kW	755	64
NG 1217 AS	OM 353.953	09.75 - 09.85	5675	D	124 kW	755	64
NG 1217 A	OM 353.950	09.75 - 09.85	5675	D	124 kW	755	64
NG 1217 A	OM 353.951	09.75 - 09.85	5675	D	124 kW	755	64
NG 1217 A	OM 353.952	09.75 - 09.85	5675	D	124 kW	755	64
NG 1217 A	OM 353.953	09.75 - 09.85	5675	D	124 kW	755	64
NG 1217 CA	OM 366.960	05.82 - 10.90	5958	D	125 kW	756	67
NG 1217 KO	OM 353.950	09.75 - 09.85	5675	D	124 kW	755	64
NG 1217 KO	OM 353.951	09.75 - 09.85	5675	D	124 kW	755	64
NG 1217 KO	OM 353.953	09.75 - 09.85	5675	D	124 kW	755	64
NG 1217 K	OM 353.950	09.75 - 12.84	5675	D	124 kW	755	64
NG 1217 K	OM 353.951	09.75 - 12.84	5675	D	124 kW	755	64
NG 1217 S,1217 LS	OM 353.950	08.73 - 09.96	5675	D	124 kW	755	64
NG 1217 S,1217 LS	OM 353.951	08.73 - 09.96	5675	D	124 kW	755	64
NG 1217 S,1217 LS	OM 353.952	08.73 - 09.96	5675	D	124 kW	755	64
NG 1217 S,1217 LS	OM 353.953	08.73 - 09.96	5675	D	124 kW	755	64
NG 1217,1217 L	OM 353.950	08.73 - 09.96	5675	D	124 kW	755	64
NG 1217,1217 L	OM 353.951	08.73 - 09.96	5675	D	124 kW	755	64
NG 1217,1217 L	OM 353.952	08.73 - 09.96	5675	D	124 kW	755	64
NG 1217,1217 L	OM 353.953	08.73 - 09.96	5675	D	124 kW	755	64
NG 1217,1217 L	OM 353.970	08.73 - 09.96	5675	D	124 kW	755	64
NG 1217,1217 L	OM 353.971	08.73 - 09.96	5675	D	124 kW	755	64
NG 1219 AF	OM 401.919	09.75 - 09.84	9570	D	141 kW	757	71
NG 1219 AK	OM 401.905	09.75 - 12.84	9570	D	141 kW	757	71









	 ENGINE	 00000	ccm		kW		 1 POS
NG 1219 A	OM 401.905	09.75 - 12.82	9570	D	141 kW	757	71
NG 1219 A	OM 401.906	09.75 - 12.82	9570	D	141 kW	757	71
NG 1219 F	OM 401.918	09.75 - 09.84	9570	D	141 kW	757	71
NG 1219 K	OM 401.905	09.75 - 09.84	9570	D	141 kW	757	71
NG 1219 K	OM 401.906	09.75 - 09.84	9570	D	141 kW	757	71
NG 1219 S	OM 401.914	09.75 - 09.84	9570	D	141 kW	757	71
NG 1219 S	OM 401.915	09.75 - 09.84	9570	D	141 kW	757	71
NG 1219	OM 401.914	09.75 - 09.84	9570	D	141 kW	757	71
NG 1219	OM 401.915	09.75 - 09.84	9570	D	141 kW	757	71
NG 1222 AF	OM 421.906	05.82 - 12.91	10964	D	159 kW	759	78
NG 1222 A	OM 421.905	05.82 - 10.90	10964	D	159 kW	759	78
NG 1222 A	OM 421.909	05.82 - 10.90	10964	D	159 kW	759	78
NG 1222 F	OM 421.906	05.82 - 12.91	10964	D	159 kW	759	78
NG 1222 S	OM 421.905	07.82 - 02.90	10964	D	159 kW	759	78
NG 1222	OM 421.905	07.82 - 02.90	10964	D	159 kW	759	78
NG 1222	OM 421.909	07.82 - 02.90	10964	D	159 kW	759	78
NG 1225 AF	OM 422.913	05.82 - 12.91	14618	D	206 kW	759	80
NG 1225 AF	OM 422.923	05.82 - 12.91	14618	D	206 kW	759	80
NG 1225 AF	OM 442.907	05.82 - 12.91	15078	D	213 kW	760	85
NG 1228 AF	OM 422.913	05.82 - 12.91	14618	D	206 kW	759	80
NG 1413 AKO	OM 353.944	09.75 - 12.84	5675	D	96 kW	755	64
NG 1413 AKO	OM 353.946	09.75 - 12.84	5675	D	96 kW	755	64
NG 1413 AKO	OM 353.964	09.75 - 12.84	5675	D	96 kW	755	64
NG 1413 AK	OM 353.944	09.75 - 12.84	5675	D	96 kW	755	64
NG 1413 AK	OM 353.946	09.75 - 12.84	5675	D	96 kW	755	64
NG 1413 AK	OM 353.964	09.75 - 12.84	5675	D	96 kW	755	64
NG 1413 A	OM 353.944	09.75 - 12.84	5675	D	96 kW	755	64
NG 1413 A	OM 353.946	09.75 - 12.84	5675	D	96 kW	755	64
NG 1413 A	OM 353.964	09.75 - 12.84	5675	D	96 kW	755	64
NG 1413 KO	OM 353.944	09.75 - 12.84	5675	D	96 kW	755	64
NG 1413 KO	OM 353.946	09.75 - 12.84	5675	D	96 kW	755	64
NG 1413 KO	OM 353.964	09.75 - 12.84	5675	D	96 kW	755	64
NG 1413 K	OM 353.944	09.75 - 12.84	5675	D	96 kW	755	64
NG 1413 K	OM 353.946	09.75 - 12.84	5675	D	96 kW	755	64
NG 1413 K	OM 353.964	09.75 - 12.84	5675	D	96 kW	755	64
NG 1413	OM 353.944	09.75 - 12.84	5675	D	96 kW	755	64
NG 1413	OM 353.946	09.75 - 12.84	5675	D	96 kW	755	64
NG 1414 K	OM 366.906	04.84 - 03.91	5958	D	100 kW	756	67
NG 1414 K	OM 366.909	04.84 - 03.91	5958	D	100 kW	756	67
NG 1414	OM 366.906	04.84 - 03.91	5958	D	100 kW	756	67
NG 1414	OM 366.909	04.84 - 03.91	5958	D	100 kW	756	67
NG 1417 AKO	OM 353.953	05.75 - 12.84	5675	D	124 kW	755	64
NG 1417 AK	OM 353.951	05.75 - 12.84	5675	D	124 kW	755	64
NG 1417 AK	OM 353.971	05.75 - 12.84	5675	D	124 kW	755	64
NG 1417 A	OM 353.951	05.75 - 12.84	5675	D	124 kW	755	64
NG 1417 A	OM 353.971	05.75 - 12.84	5675	D	124 kW	755	64
NG 1417 CAK	OM 366.951	04.84 - 03.91	5958	D	125 kW	756	67
NG 1417 CAK	OM 366.952	04.84 - 03.91	5958	D	125 kW	756	67
NG 1417 CA	OM 366.951	04.84 - 03.91	5958	D	125 kW	756	67
NG 1417 CA	OM 366.952	04.84 - 03.91	5958	D	125 kW	756	67
NG 1417 CK	OM 366.951	04.84 - 03.91	5958	D	125 kW	756	67
NG 1417 CK	OM 366.952	04.84 - 03.91	5958	D	125 kW	756	67
NG 1417 C	OM 366.951	04.84 - 03.91	5958	D	125 kW	756	67
NG 1417 C	OM 366.952	04.84 - 03.91	5958	D	125 kW	756	67
NG 1417 KO	OM 353.951	05.75 - 12.84	5675	D	124 kW	755	64
NG 1417 KO	OM 353.971	05.75 - 12.84	5675	D	124 kW	755	64
NG 1417 K	OM 353.951	05.75 - 12.84	5675	D	124 kW	755	64
NG 1417 K	OM 353.971	05.75 - 12.84	5675	D	124 kW	755	64
NG 1417	OM 353.951	05.75 - 12.84	5675	D	124 kW	755	64
NG 1417	OM 353.971	05.75 - 12.84	5675	D	124 kW	755	64
NG 1419 AK	OM 401.905	05.75 - 12.84	9570	D	141 kW	757	71
NG 1419 AS	OM 401.914	05.75 - 12.82	9570	D	141 kW	757	71



MERCEDES-BENZ








							
NG 1419 C,1419 CL	OM 362.906	08.73 - 09.96	5675	D	141 kW	755	64
NG 1419 C,1419 CL	OM 362.909	08.73 - 09.96	5675	D	141 kW	755	64
NG 1419 F	OM 401.914	05.75 - 12.82	9570	D	141 kW	757	71
NG 1419 F	OM 401.919	05.75 - 12.82	9570	D	141 kW	757	71
NG 1419 K	OM 401.905	05.75 - 12.82	9570	D	141 kW	757	71
NG 1419 S,1419 LS	OM 401.905	08.73 - 09.96	9570	D	141 kW	757	71
NG 1419,1419 L	OM 401.914	08.73 - 09.96	9570	D	141 kW	757	71
NG 1420 LS	OM 366.983	07.85 - 03.91	5958	D	150 kW	756	67
NG 1420,1420 L	OM 366.983	08.73 - 09.96	5958	D	150 kW	756	67
NG 1422 F	OM 421.906	05.82 - 10.90	10964	D	159 kW	759	78
NG 1422 S, 1422 LS	OM 421.905	08.73 - 09.96	10964	D	159 kW	759	78
NG 1422,1422 L	OM 421.905	08.73 - 09.96	10964	D	159 kW	759	78
NG 1424 F	OM 402.919	07.75 - 01.87	12760	D	176 kW	758	74
NG 1424 K	OM 402.910	07.75 - 01.87	12760	D	176 kW	758	74
NG 1424 K	OM 402.911	07.75 - 01.87	12760	D	176 kW	758	74
NG 1424 S,1424 LS	OM 402.910	08.73 - 09.96	12760	D	176 kW	758	74
NG 1424 S,1424 LS	OM 402.911	08.73 - 09.96	12760	D	176 kW	758	74
NG 1424,1424 L	OM 402.910	08.73 - 09.96	12760	D	176 kW	758	74
NG 1424,1424 L	OM 402.911	08.73 - 09.96	12760	D	176 kW	758	74
NG 1425 AF	OM 422.909	08.73 - 09.96	14618	D	184 kW	759	80
NG 1425 S,1425 LS	OM 422.909	08.73 - 09.96	14618	D	184 kW	759	80
NG 1428 AF	OM 422.913	08.73 - 09.96	14618	D	206 kW	759	80
NG 1428 F	OM 422.907	05.82 - 12.91	14618	D	206 kW	759	80
NG 1428 F	OM 422.913	05.82 - 12.91	14618	D	206 kW	759	80
NG 1429 AF	OM 442.907	08.73 - 09.96	15078	D	213 kW	760	85
NG 1613 KO	OM 353.944	01.75 - 12.84	5675	D	96 kW	755	64
NG 1613 KO	OM 353.946	01.75 - 12.84	5675	D	96 kW	755	64
NG 1613 K	OM 353.944	01.75 - 12.84	5675	D	96 kW	755	64
NG 1613 K	OM 353.946	01.75 - 12.84	5675	D	96 kW	755	64
NG 1613,1613 L	OM 353.944	08.73 - 09.96	5675	D	96 kW	755	64
NG 1613,1613 L	OM 353.946	08.73 - 09.96	5675	D	96 kW	755	64
NG 1614 K	OM 366.909	04.84 - 03.91	5958	D	100 kW	756	67
NG 1614	OM 366.906	04.84 - 03.91	5958	D	100 kW	756	67
NG 1617 AK	OM 353.951	01.75 - 07.85	5675	D	124 kW	755	64
NG 1617 AK	OM 353.953	01.75 - 07.85	5675	D	124 kW	755	64
NG 1617 AK	OM 353.971	01.75 - 07.85	5675	D	124 kW	755	64
NG 1617 C,1617 CL	OM 366.951	08.73 - 09.96	5958	D	125 kW	756	67
NG 1617 C,1617 CL	OM 366.952	08.73 - 09.96	5958	D	125 kW	756	67
NG 1617 CAK	OM 366.951	04.84 - 03.91	5958	D	125 kW	756	67
NG 1617 CAK	OM 366.952	04.84 - 03.91	5958	D	125 kW	756	67
NG 1617 CK	OM 366.951	04.84 - 03.91	5958	D	125 kW	756	67
NG 1617 CS	OM 366.951	04.84 - 03.91	5958	D	125 kW	756	67
NG 1617 KO	OM 353.951	01.75 - 07.85	5675	D	124 kW	755	64
NG 1617 KO	OM 353.953	01.75 - 07.85	5675	D	124 kW	755	64
NG 1617 K	OM 353.951	01.75 - 07.85	5675	D	124 kW	755	64
NG 1617 K	OM 353.953	01.75 - 07.85	5675	D	124 kW	755	64
NG 1617 K	OM 353.971	01.75 - 07.85	5675	D	124 kW	755	64
NG 1617 S	OM 353.951	01.75 - 07.85	5675	D	124 kW	755	64
NG 1617 S	OM 353.953	01.75 - 07.85	5675	D	124 kW	755	64
NG 1617,1617 L	OM 353.951	08.73 - 09.96	5675	D	124 kW	755	64
NG 1617,1617 L	OM 353.953	08.73 - 09.96	5675	D	124 kW	755	64
NG 1619 AK	OM 401.905	11.74 - 12.82	9570	D	141 kW	757	71
NG 1619 C,1619 CL	OM 362.906	08.73 - 09.96	5675	D	141 kW	755	64
NG 1619 C,1619 CL	OM 362.909	08.73 - 09.96	5675	D	141 kW	755	64
NG 1619 KO	OM 401.905	11.74 - 01.87	9570	D	141 kW	757	71
NG 1619 KO	OM 401.914	11.74 - 01.87	9570	D	141 kW	757	71
NG 1619 K	OM 401.905	11.74 - 12.82	9570	D	141 kW	757	71
NG 1619 S	OM 401.905	11.74 - 12.84	9570	D	141 kW	757	71
NG 1619 S	OM 401.914	11.74 - 12.84	9570	D	141 kW	757	71
NG 1619,1619 L	OM 401.905	08.73 - 09.96	9570	D	141 kW	757	71
NG 1619,1619 L	OM 401.914	08.73 - 09.96	9570	D	141 kW	757	71
NG 1620,1620 L	OM 366.983	08.73 - 09.96	5958	D	150 kW	756	67








	 ENGINE	 00000	ccm		kw		 1 POS
NG 1622 AK	OM 421.905	05.82 - 10.89	10964	D	159 kW	759	78
NG 1622 K	OM 421.905	05.82 - 10.89	10964	D	159 kW	759	78
NG 1622 S	OM 421.905	05.82 - 03.91	10964	D	159 kW	759	78
NG 1622,1622 L	OM 421.905	08.73 - 09.96	10964	D	159 kW	759	78
NG 1622,1622 L	OM 441.906	08.73 - 09.96	11309	D	159 kW	760	84
NG 1622,1622 L	OM 441.907	08.73 - 09.96	11309	D	159 kW	760	84
NG 1624 K	OM 402.910	07.75 - 08.82	12760	D	176 kW	758	74
NG 1624 S,1624 LS	OM 402.911	08.73 - 09.96	12760	D	176 kW	758	74
NG 1624,1624 L	OM 402.911	08.73 - 09.96	12760	D	176 kW	758	74
NG 1624,1624 L	OM 402.923	08.73 - 09.96	12760	D	176 kW	758	74
NG 1625 AK	OM 422.909	10.80 - 11.89	14618	D	184 kW	759	80
NG 1625 K	OM 422.909	05.80 - 11.89	14618	D	184 kW	759	80
NG 1625 S,1625 LS	OM 422.909	08.73 - 09.96	14618	D	184 kW	759	80
NG 1625,1625 L	OM 422.909	08.73 - 09.96	14618	D	184 kW	759	80
NG 1626 AK	OM 402.906	08.73 - 12.80	12760	D	188 kW	758	74
NG 1626 AS	OM 402.906	05.74 - 12.80	12760	D	188 kW	758	74
NG 1626 AS	OM 402.912	05.74 - 12.80	12760	D	188 kW	758	74
NG 1626 K	OM 402.906	08.73 - 12.80	12760	D	188 kW	758	74
NG 1626 S,1626 LS	OM 402.906	08.73 - 09.96	12760	D	188 kW	758	74
NG 1626 S,1626 LS	OM 402.912	08.73 - 09.96	12760	D	188 kW	758	74
NG 1626 S,1626 LS	OM 402.916	08.73 - 09.96	12760	D	188 kW	758	74
NG 1626,1626 L	OM 402.912	08.73 - 09.96	12760	D	188 kW	758	74
NG 1628 A	OM 422.905	01.80 - 05.89	14618	D	206 kW	759	80
NG 1628 A	OM 422.906	01.80 - 05.89	14618	D	206 kW	759	80
NG 1628 A	OM 422.911	01.80 - 05.89	14618	D	206 kW	759	80
NG 1628 S,1628 LS	OM 422.905	08.73 - 09.96	14618	D	206 kW	759	80
NG 1628 S,1628 LS	OM 422.906	08.73 - 09.96	14618	D	206 kW	759	80
NG 1628 S,1628 LS	OM 422.911	08.73 - 09.96	14618	D	206 kW	759	80
NG 1628,1628 L	OM 422.905	08.73 - 09.96	14618	D	206 kW	759	80
NG 1628,1628 L	OM 422.906	08.73 - 09.96	14618	D	206 kW	759	80
NG 1628,1628 L	OM 422.911	08.73 - 09.96	14618	D	206 kW	759	80
NG 1628,1628 L	OM 422.913	08.73 - 09.96	14618	D	206 kW	759	80
NG 1632 AK	OM 403.916	08.73 - 08.82	15950	D	235 kW	757	71
NG 1632 AS	OM 403.916	05.74 - 09.83	15950	D	235 kW	757	71
NG 1632 AS	OM 403.931	05.74 - 09.83	15950	D	235 kW	757	71
NG 1632 K	OM 403.916	08.73 - 08.82	15950	D	235 kW	757	71
NG 1632 S,1632 LS	OM 403.916	08.73 - 09.96	15950	D	235 kW	757	71
NG 1632 S,1632 LS	OM 403.931	08.73 - 09.96	15950	D	235 kW	757	71
NG 1632 S,1632 LS	OM 403.932	08.73 - 09.96	15950	D	235 kW	757	71
NG 1632,1632 L	OM 403.931	08.73 - 09.96	15950	D	235 kW	757	71
NG 1632,1632 L	OM 403.932	08.73 - 09.96	15950	D	235 kW	757	71
NG 1633 S,1633 LS	OM 422.952	08.73 - 09.96	14618	D	243 kW	759	79
NG 1633 S,1633 LS	OM 422.954	08.73 - 09.96	14618	D	243 kW	759	79
NG 1633 S,1633 LS	OM 422.956	08.73 - 09.96	14618	D	243 kW	759	79
NG 1633 S,1633 LS	OM 422.957	08.73 - 09.96	14618	D	243 kW	759	79
NG 1633 S,1633 LS	OM 422.958	08.73 - 09.96	14618	D	243 kW	759	79
NG 1633,1633 L	OM 422.952	08.73 - 09.96	14618	D	243 kW	759	79
NG 1633,1633 L	OM 422.954	08.73 - 09.96	14618	D	243 kW	759	79
NG 1633,1633 L	OM 422.956	08.73 - 09.96	14618	D	243 kW	759	79
NG 1633,1633 L	OM 422.957	08.73 - 09.96	14618	D	243 kW	759	79
NG 1633,1633 L	OM 422.958	08.73 - 09.96	14618	D	243 kW	759	79
NG 1635 K	OM 442.950	02.86 - 07.89	14618	D	260 kW	759	79
NG 1635 K	OM 442.952	02.86 - 07.89	14618	D	260 kW	759	79
NG 1635 S,1635 LS	OM 442.950	08.73 - 09.96	14618	D	260 kW	759	79
NG 1635 S,1635 LS	OM 442.952	08.73 - 09.96	14618	D	260 kW	759	79
NG 1635,1635 L	OM 442.950	08.73 - 09.96	14618	D	260 kW	759	79
NG 1635,1635 L	OM 442.952	08.73 - 09.96	14618	D	260 kW	759	79
NG 1638 S,1638 LS	OM 422.953	08.73 - 09.96	14618	D	276 kW	759	79
NG 1638 S,1638 LS	OM 422.955	08.73 - 09.96	14618	D	276 kW	759	79
NG 1638 S,1638 LS	OM 422.959	08.73 - 09.96	14618	D	276 kW	759	79
NG 1638	OM 422.953	11.80 - 12.86	14618	D	276 kW	759	79
NG 1638	OM 422.955	11.80 - 12.86	14618	D	276 kW	759	79



MERCEDES-BENZ








							
NG 1638	OM 422.959	11.80 - 12.86	14618	D	276 kW	759	79
NG 1644 S,1644 LS	OM 442.951	08.73 - 09.96	14618	D	320 kW	759	79
NG 1644 S,1644 LS	OM 442.953	08.73 - 09.96	14618	D	320 kW	759	79
NG 1644 S,1644 LS	OM 442.980	08.73 - 09.96	14618	D	320 kW	759	79
NG 1644	OM 442.951	06.86 - 08.89	14618	D	320 kW	759	79
NG 1644	OM 442.953	06.86 - 08.89	14618	D	320 kW	759	79
NG 1644	OM 442.980	06.86 - 08.89	14618	D	320 kW	759	79
NG 1719 AK	OM 401.909	09.73 - 08.82	9570	D	141 kW	757	71
NG 1719 K	OM 401.909	09.73 - 08.82	9570	D	141 kW	757	71
NG 1719 S	OM 401.909	09.73 - 08.82	9570	D	141 kW	757	71
NG 1719 S	OM 401.916	09.73 - 08.82	9570	D	141 kW	757	71
NG 1719	OM 401.909	09.73 - 08.82	9570	D	141 kW	757	71
NG 1719	OM 401.916	09.73 - 08.82	9570	D	141 kW	757	71
NG 1814	OM 366.906	04.84 - 03.91	5958	D	100 kW	756	67
NG 1919 AK	OM 401.909	05.74 - 08.82	9570	D	141 kW	757	71
NG 1919 K	OM 401.909	05.74 - 08.82	9570	D	141 kW	757	71
NG 1919 S	OM 401.909	05.74 - 08.82	9570	D	141 kW	757	71
NG 1919 S	OM 401.916	05.74 - 08.82	9570	D	141 kW	757	71
NG 1919	OM 401.909	05.74 - 08.82	9570	D	141 kW	757	71
NG 1919	OM 401.916	05.74 - 08.82	9570	D	141 kW	757	71
NG 1922 AK	OM 421.905	10.81 - 03.91	10964	D	159 kW	759	78
NG 1922 K	OM 421.905	10.81 - 03.91	10964	D	159 kW	759	78
NG 1922 S	OM 421.905	10.81 - 03.91	10964	D	159 kW	759	78
NG 1922	OM 421.905	10.81 - 10.90	10964	D	159 kW	759	78
NG 1926 AK	OM 402.906	08.73 - 12.80	12760	D	188 kW	758	74
NG 1926 AK	OM 402.912	08.73 - 12.80	12760	D	188 kW	758	74
NG 1926 AS	OM 402.906	05.74 - 12.80	12760	D	188 kW	758	74
NG 1926 AS	OM 402.912	05.74 - 12.80	12760	D	188 kW	758	74
NG 1926 A	OM 402.906	05.74 - 12.80	12760	D	188 kW	758	74
NG 1926 A	OM 402.912	05.74 - 12.80	12760	D	188 kW	758	74
NG 1926 K	OM 402.906	08.73 - 12.80	12760	D	188 kW	758	74
NG 1926 K	OM 402.912	08.73 - 12.80	12760	D	188 kW	758	74
NG 1926 S,1926 LS	OM 402.906	08.73 - 09.96	12760	D	188 kW	758	74
NG 1926 S,1926 LS	OM 402.912	08.73 - 09.96	12760	D	188 kW	758	74
NG 1926 S,1926 LS	OM 402.916	08.73 - 09.96	12760	D	188 kW	758	74
NG 1926	OM 402.906	05.74 - 12.80	12760	D	188 kW	758	74
NG 1926	OM 402.912	05.74 - 12.80	12760	D	188 kW	758	74
NG 1928 AK	OM 422.905	01.80 - 03.91	14618	D	206 kW	759	80
NG 1928 AK	OM 422.907	01.80 - 03.91	14618	D	206 kW	759	80
NG 1928 AK	OM 422.911	01.80 - 03.91	14618	D	206 kW	759	80
NG 1928 AK	OM 422.913	01.80 - 03.91	14618	D	206 kW	759	80
NG 1928 AS	OM 422.913	01.80 - 03.91	14618	D	206 kW	759	80
NG 1928 A	OM 422.905	01.80 - 03.91	14618	D	206 kW	759	80
NG 1928 A	OM 422.907	01.80 - 03.91	14618	D	206 kW	759	80
NG 1928 A	OM 422.911	01.80 - 03.91	14618	D	206 kW	759	80
NG 1928 A	OM 422.913	01.80 - 03.91	14618	D	206 kW	759	80
NG 1928 K	OM 422.905	01.80 - 03.91	14618	D	206 kW	759	80
NG 1928 K	OM 422.907	01.80 - 03.91	14618	D	206 kW	759	80
NG 1928 K	OM 422.911	01.80 - 03.91	14618	D	206 kW	759	80
NG 1928 K	OM 422.913	01.80 - 03.91	14618	D	206 kW	759	80
NG 1928 S,1928 LS	OM 422.906	08.73 - 09.96	14618	D	206 kW	759	80
NG 1928 S,1928 LS	OM 422.911	08.73 - 09.96	14618	D	206 kW	759	80
NG 1928,1928 L	OM 422.905	08.73 - 09.96	14618	D	206 kW	759	80
NG 1928,1928 L	OM 422.906	08.73 - 09.96	14618	D	206 kW	759	80
NG 1928,1928 L	OM 422.907	08.73 - 09.96	14618	D	206 kW	759	80
NG 1928,1928 L	OM 422.911	08.73 - 09.96	14618	D	206 kW	759	80
NG 1928,1928 L	OM 422.913	08.73 - 09.96	14618	D	206 kW	759	80
NG 1932 AK	OM 403.916	08.73 - 09.83	15950	D	235 kW	757	71
NG 1932 AK	OM 403.931	08.73 - 09.83	15950	D	235 kW	757	71
NG 1932 AS	OM 403.916	05.74 - 12.82	15950	D	235 kW	757	71
NG 1932 AS	OM 403.931	05.74 - 12.82	15950	D	235 kW	757	71
NG 1932 A	OM 403.916	05.74 - 03.83	15950	D	235 kW	757	71









			ccm		kw		1 POS
NG 1932 A	OM 403.931	05.74 - 03.83	15950	D	235 kW	757	71
NG 1932 K	OM 403.916	08.73 - 08.82	15950	D	235 kW	757	71
NG 1932 K	OM 403.931	08.73 - 08.82	15950	D	235 kW	757	71
NG 1932 S,1932 LS	OM 403.916	08.73 - 09.96	15950	D	235 kW	757	71
NG 1932 S,1932 LS	OM 403.931	08.73 - 09.96	15950	D	235 kW	757	71
NG 1932	OM 403.916	05.74 - 03.83	15950	D	235 kW	757	71
NG 1932	OM 403.931	05.74 - 03.83	15950	D	235 kW	757	71
NG 1933 S,1933 LS	OM 422.952	08.73 - 09.96	14618	D	243 kW	759	79
NG 1933 S,1933 LS	OM 422.954	08.73 - 09.96	14618	D	243 kW	759	79
NG 1933 S,1933 LS	OM 422.956	08.73 - 09.96	14618	D	243 kW	759	79
NG 1933 S,1933 LS	OM 422.957	08.73 - 09.96	14618	D	243 kW	759	79
NG 1933 S,1933 LS	OM 422.958	08.73 - 09.96	14618	D	243 kW	759	79
NG 1933	OM 422.952	11.80 - 03.91	14618	D	243 kW	759	79
NG 1933	OM 422.954	11.80 - 03.91	14618	D	243 kW	759	79
NG 1933	OM 422.956	11.80 - 03.91	14618	D	243 kW	759	79
NG 1933	OM 422.957	11.80 - 03.91	14618	D	243 kW	759	79
NG 1933	OM 422.958	11.80 - 03.91	14618	D	243 kW	759	79
NG 1935 AK	OM 442.962	09.87 - 03.91	14618	D	260 - 269 kW	759	79
NG 1935 AS	OM 442.962	09.87 - 03.91	14618	D	260 - 269 kW	759	79
NG 1935 S,1935 LS	OM 442.950	08.73 - 09.96	14618	D	260 kW	759	79
NG 1935 S,1935 LS	OM 442.952	08.73 - 09.96	14618	D	260 kW	759	79
NG 1935	OM 442.950	02.86 - 09.89	14618	D	260 kW	759	79
NG 1935	OM 442.952	02.86 - 09.89	14618	D	260 kW	759	79
NG 1938 S,1938 LS	OM 422.953	08.73 - 09.96	14618	D	276 kW	759	79
NG 1938 S,1938 LS	OM 422.955	08.73 - 09.96	14618	D	276 kW	759	79
NG 1938 S,1938 LS	OM 422.959	08.73 - 09.96	14618	D	276 kW	759	79
NG 1938	OM 422.953	11.80 - 06.90	14618	D	276 kW	759	79
NG 1938	OM 422.959	11.80 - 06.90	14618	D	276 kW	759	79
NG 1944 S,1944 LS	OM 442.951	08.73 - 09.96	14618	D	320 kW	759	79
NG 1944	OM 442.951	10.85 - 12.89	14618	D	320 kW	759	79
NG 2025 S	OM 422.909	08.83 - 03.91	14618	D	184 kW	759	80
NG 2026 S	OM 402.912	10.76 - 10.80	12760	D	188 kW	758	74
NG 2026 S	OM 402.916	10.76 - 10.80	12760	D	188 kW	758	74
NG 2028 A	OM 422.907	01.80 - 06.89	14618	D	206 kW	759	80
NG 2028 A	OM 422.911	01.80 - 06.89	14618	D	206 kW	759	80
NG 2028 A	OM 422.913	01.80 - 06.89	14618	D	206 kW	759	80
NG 2028 A	OM 422.916	01.80 - 06.89	14618	D	206 kW	759	80
NG 2028 LS	OM 422.905	01.80 - 06.89	14618	D	206 kW	759	80
NG 2028 LS	OM 422.906	01.80 - 06.89	14618	D	206 kW	759	80
NG 2028 LS	OM 422.910	01.80 - 06.89	14618	D	206 kW	759	80
NG 2028 LS	OM 422.911	01.80 - 06.89	14618	D	206 kW	759	80
NG 2032 S	OM 403.931	08.75 - 09.83	15950	D	235 kW	757	71
NG 2032 S	OM 403.932	08.75 - 09.83	15950	D	235 kW	757	71
NG 2033 LS	OM 422.952	12.81 - 05.87	14618	D	243 kW	759	79
NG 2033 LS	OM 422.956	12.81 - 05.87	14618	D	243 kW	759	79
NG 2035 S,2035 LS	OM 442.950	08.73 - 09.96	14618	D	260 kW	759	79
NG 2035 S,2035 LS	OM 442.952	08.73 - 09.96	14618	D	260 kW	759	79
NG 2035 S,2035 LS	OM 442.958	08.73 - 09.96	14618	D	260 kW	759	79
NG 2036 A	OM 442.950	01.80 - 06.89	14618	D	260 kW	759	79
NG 2036 A	OM 442.962	01.80 - 06.89	14618	D	260 kW	759	79
NG 2219 C,2219 CL	OM 362.906	08.73 - 09.96	5675	D	141 kW	755	64
NG 2219 C,2219 CL	OM 362.906	08.73 - 09.96	5675	D	141 kW	755	64
NG 2219 C,2219 CL	OM 362.909	08.73 - 09.96	5675	D	141 kW	755	64
NG 2219 C,2219 CL	OM 362.909	08.73 - 09.96	5675	D	141 kW	755	64
NG 2219 KO	OM 401.914	06.76 - 01.87	9570	D	141 kW	757	71
NG 2219 KO	OM 401.926	06.76 - 01.87	9570	D	141 kW	757	71
NG 2219 K	OM 401.925	06.76 - 01.87	9570	D	141 kW	757	71
NG 2219,2219 L	OM 401.923	08.73 - 09.96	9570	D	141 kW	757	71
NG 2219,2219 L	OM 401.926	08.73 - 09.96	9570	D	141 kW	757	71
NG 2219,2219 L	OM 401.927	08.73 - 09.96	9570	D	141 kW	757	71
NG 2219	OM 401.926	06.76 - 01.87	9570	D	141 kW	757	71
NG 2220,2220 L	OM 366.983	08.73 - 09.96	5958	D	150 kW	756	67



MERCEDES-BENZ








							
NG 2220,2220 L	OM 366.983	08.73 - 09.96	5958	D	150 kW	756	67
NG 2222 B	OM 421.905	05.82 - 03.91	10964	D	159 kW	759	78
NG 2222 B	OM 421.907	05.82 - 03.91	10964	D	159 kW	759	78
NG 2222 B	OM 441.906	05.82 - 03.91	11309	D	159 kW	760	84
NG 2222 K	OM 421.905	05.82 - 03.91	10964	D	159 kW	759	78
NG 2222 K	OM 421.905	05.82 - 10.89	10964	D	159 kW	759	78
NG 2222 L	OM 421.905	08.73 - 09.96	10964	D	159 - 165 kW	759	78
NG 2222 L	OM 441.905	08.73 - 09.96	11309	D	159 - 165 kW	760	84
NG 2222 L	OM 441.905	08.73 - 09.96	11309	D	159 - 165 kW	760	84
NG 2222 L	OM 441.914	08.73 - 09.96	11309	D	159 - 165 kW	760	84
NG 2222 L	OM 441.917	08.73 - 09.96	11309	D	159 - 165 kW	760	84
NG 2222 L	OM 441.917	08.73 - 09.96	11309	D	159 - 165 kW	760	84
NG 2222 L	OM 441.919	08.73 - 09.96	11309	D	159 - 165 kW	760	84
NG 2222,2222 L	OM 421.905	08.73 - 09.96	10964	D	159 kW	759	78
NG 2222,2222 L	OM 421.905	08.73 - 09.96	10964	D	159 kW	759	78
NG 2222	OM 421.905	05.82 - 03.91	10964	D	159 kW	759	78
NG 2224 B	OM 402.914	05.75 - 03.84	12760	D	176 kW	758	74
NG 2224 K	OM 402.910	04.76 - 12.82	12760	D	176 kW	758	74
NG 2224 K	OM 402.927	04.76 - 12.82	12760	D	176 kW	758	74
NG 2224 S	OM 402.911	07.76 - 12.82	12760	D	176 kW	758	74
NG 2224 S	OM 402.928	07.76 - 12.82	12760	D	176 kW	758	74
NG 2224	OM 402.911	04.76 - 12.82	12760	D	176 kW	758	74
NG 2224	OM 402.911	04.76 - 12.82	12760	D	176 kW	758	74
NG 2224	OM 402.928	04.76 - 12.82	12760	D	176 kW	758	74
NG 2224	OM 402.928	04.76 - 12.82	12760	D	176 kW	758	74
NG 2225 B	OM 422.912	08.83 - 03.91	14618	D	184 kW	759	80
NG 2225 L	OM 422.909	08.73 - 09.96	14618	D	184 kW	759	80
NG 2225	OM 422.909	04.85 - 03.91	14618	D	184 kW	759	80
NG 2226 S,2226 LS	OM 402.912	08.73 - 09.96	12760	D	188 kW	758	74
NG 2226 S,2226 LS	OM 402.916	08.73 - 09.96	12760	D	188 kW	758	74
NG 2226 S,2226 LS	OM 402.924	08.73 - 09.96	12760	D	188 kW	758	74
NG 2226,2226 L	OM 402.912	08.73 - 09.96	12760	D	188 kW	758	74
NG 2226,2226 L	OM 402.916	08.73 - 09.96	12760	D	188 kW	758	74
NG 2226,2226 L	OM 402.924	08.73 - 09.96	12760	D	188 kW	758	74
NG 2226	OM 402.912	09.75 - 12.80	12760	D	188 kW	758	74
NG 2226	OM 402.916	09.75 - 12.80	12760	D	188 kW	758	74
NG 2226	OM 402.924	09.75 - 12.80	12760	D	188 kW	758	74
NG 2228 S	OM 422.905	12.79 - 03.91	14618	D	206 kW	759	80
NG 2228 S	OM 422.911	12.79 - 03.91	14618	D	206 kW	759	80
NG 2228,2228 L	OM 422.905	08.73 - 09.96	14618	D	206 kW	759	80
NG 2228,2228 L	OM 422.906	08.73 - 09.96	14618	D	206 kW	759	80
NG 2228,2228 L	OM 422.911	08.73 - 09.96	14618	D	206 kW	759	80
NG 2228	OM 422.905	12.79 - 03.91	14618	D	206 kW	759	80
NG 2228	OM 422.911	12.79 - 03.91	14618	D	206 kW	759	80
NG 2232 S,2232 LS	OM 403.931	08.73 - 09.96	15950	D	235 kW	757	71
NG 2232 S,2232 LS	OM 403.932	08.73 - 09.96	15950	D	235 kW	757	71
NG 2232,2232 L	OM 403.931	08.73 - 09.96	15950	D	235 kW	757	71
NG 2232,2232 L	OM 403.932	08.73 - 09.96	15950	D	235 kW	757	71
NG 2232	OM 403.931	05.74 - 09.83	15950	D	235 kW	757	71
NG 2232	OM 403.932	05.74 - 09.83	15950	D	235 kW	757	71
NG 2233 S	OM 422.957	11.80 - 05.87	14618	D	243 kW	759	79
NG 2233 S	OM 422.958	11.80 - 05.87	14618	D	243 kW	759	79
NG 2233,2233 L	OM 422.952	08.73 - 09.96	14618	D	243 kW	759	79
NG 2233,2233 L	OM 422.954	08.73 - 09.96	14618	D	243 kW	759	79
NG 2233,2233 L	OM 422.957	08.73 - 09.96	14618	D	243 kW	759	79
NG 2233,2233 L	OM 422.958	08.73 - 09.96	14618	D	243 kW	759	79
NG 2233	OM 422.952	11.80 - 05.87	14618	D	243 kW	759	79
NG 2233	OM 422.954	11.80 - 05.87	14618	D	243 kW	759	79
NG 2233	OM 422.957	11.80 - 05.87	14618	D	243 kW	759	79
NG 2235 K	OM 442.950	03.86 - 07.89	14618	D	260 kW	759	79
NG 2235 S, 2235 LS	OM 442.950	08.73 - 09.96	14618	D	260 kW	759	79
NG 2235,2235 L	OM 442.950	08.73 - 09.96	14618	D	260 kW	759	79








	 ENGINE	 00000	ccm		kW		 1 POS
NG 2238 S	OM 422.953	01.81 - 12.86	14618	D	276 kW	759	79
NG 2238 S	OM 422.955	01.81 - 12.86	14618	D	276 kW	759	79
NG 2238 S	OM 422.959	01.81 - 12.86	14618	D	276 kW	759	79
NG 2238,2238 L	OM 422.953	08.73 - 09.96	14618	D	276 kW	759	79
NG 2238,2238 L	OM 422.955	08.73 - 09.96	14618	D	276 kW	759	79
NG 2238,2238 L	OM 422.959	08.73 - 09.96	14618	D	276 kW	759	79
NG 2244 S	OM 442.951	10.85 - 07.89	14618	D	320 kW	759	79
NG 2244,2244 L	OM 442.951	08.73 - 09.96	14618	D	320 kW	759	79
NG 2244,2244 L	OM 442.953	08.73 - 09.96	14618	D	320 kW	759	79
NG 2244,2244 L	OM 442.980	08.73 - 09.96	14618	D	320 kW	759	79
NG 2422 K	OM 421.905	10.81 - 03.91	10964	D	159 kW	759	78
NG 2422	OM 421.905	10.81 - 10.90	10964	D	159 - 165 kW	759	78
NG 2422	OM 441.914	08.73 - 09.96	11309	D	160 - 165 kW	760	84
NG 2422	OM 441.919	08.73 - 09.96	11309	D	160 - 165 kW	760	84
NG 2425	OM 422.909	04.85 - 03.91	14618	D	184 kW	759	80
NG 2428	OM 422.905	08.73 - 09.96	14618	D	206 kW	759	80
NG 2428	OM 422.911	08.73 - 09.96	14618	D	206 kW	759	80
NG 2428	OM 422.913	08.73 - 09.96	14618	D	206 kW	759	80
NG 2428	OM 422.916	08.73 - 09.96	14618	D	206 kW	759	80
NG 2433	OM 422.954	10.80 - 09.96	14618	D	243 kW	759	79
NG 2433	OM 422.954	11.80 - 03.91	14618	D	243 kW	759	79
NG 2433	OM 422.957	10.80 - 09.96	14618	D	243 kW	759	79
NG 2433	OM 422.957	11.80 - 03.91	14618	D	243 kW	759	79
NG 2438 L	OM 422.955	11.80 - 06.90	14618	D	269 - 276 kW	759	79
NG 2438 L	OM 422.959	11.80 - 06.90	14618	D	269 - 276 kW	759	79
NG 2438	OM 422.953	08.73 - 09.96	14618	D	276 kW	759	79
NG 2438	OM 422.955	08.73 - 09.96	14618	D	276 kW	759	79
NG 2438	OM 422.959	08.73 - 09.96	14618	D	276 kW	759	79
NG 2444 LS	OM 442.951	08.73 - 09.96	14618	D	320 kW	759	79
NG 2444 LS	OM 442.951	08.73 - 09.96	14618	D	320 kW	759	79
NG 2444 LS	OM 442.953	08.73 - 09.96	14618	D	320 kW	759	79
NG 2444 LS	OM 442.953	08.73 - 09.96	14618	D	320 kW	759	79
NG 2444 LS	OM 442.980	08.73 - 09.96	14618	D	320 kW	759	79
NG 2444 LS	OM 442.980	08.73 - 09.96	14618	D	320 kW	759	79
NG 2528 AK	OM 422.907	01.80 - 03.91	14618	D	206 kW	759	80
NG 2528 AK	OM 422.911	01.80 - 03.91	14618	D	206 kW	759	80
NG 2528 AK	OM 422.913	01.80 - 03.91	14618	D	206 kW	759	80
NG 2528 AK	OM 422.916	01.80 - 03.91	14618	D	206 kW	759	80
NG 2528 A	OM 422.907	01.80 - 03.91	14618	D	206 kW	759	80
NG 2528 A	OM 422.911	01.80 - 03.91	14618	D	206 kW	759	80
NG 2528 A	OM 422.916	01.80 - 03.91	14618	D	206 kW	759	80
NG 2536 AK	OM 442.950	10.81 - 03.91	14618	D	260 kW	759	79
NG 2536 AK	OM 442.952	10.81 - 03.91	14618	D	260 kW	759	79
NG 2536 AK	OM 442.962	10.81 - 03.91	14618	D	260 kW	759	79
NG 2626 AB	OM 402.906	05.74 - 12.80	12760	D	188 kW	758	74
NG 2626 AB	OM 402.912	05.74 - 12.80	12760	D	188 kW	758	74
NG 2626 AB	OM 402.926	05.74 - 12.80	12760	D	188 kW	758	74
NG 2626 AK	OM 402.906	08.73 - 12.81	12760	D	188 kW	758	74
NG 2626 AK	OM 402.912	08.73 - 12.81	12760	D	188 kW	758	74
NG 2626 AS	OM 402.906	06.75 - 03.81	12760	D	188 kW	758	74
NG 2626 AS	OM 402.916	06.75 - 03.81	12760	D	188 kW	758	74
NG 2626 A	OM 402.906	06.75 - 03.81	12760	D	188 kW	758	74
NG 2626 A	OM 402.916	06.75 - 03.81	12760	D	188 kW	758	74
NG 2626 B	OM 402.906	05.74 - 12.80	12760	D	188 kW	758	74
NG 2626 B	OM 402.912	05.74 - 12.80	12760	D	188 kW	758	74
NG 2626 B	OM 402.926	05.74 - 12.80	12760	D	188 kW	758	74
NG 2626 K	OM 402.906	08.73 - 03.81	12760	D	188 kW	758	74
NG 2626 K	OM 402.912	08.73 - 03.81	12760	D	188 kW	758	74
NG 2626 S	OM 402.906	06.75 - 03.81	12760	D	188 kW	758	74
NG 2626 S	OM 402.916	06.75 - 03.81	12760	D	188 kW	758	74
NG 2626	OM 402.906	06.75 - 03.81	12760	D	188 kW	758	74
NG 2626	OM 402.916	06.75 - 03.81	12760	D	188 kW	758	74



MERCEDES-BENZ








							
NG 2628 AK	OM 422.913	02.80 - 03.91	14618	D	206 kW	759	80
NG 2628 AS	OM 422.907	02.80 - 03.91	14618	D	206 kW	759	80
NG 2628 AS	OM 422.913	02.80 - 03.91	14618	D	206 kW	759	80
NG 2628 A	OM 422.907	02.80 - 03.91	14618	D	206 kW	759	80
NG 2628 A	OM 422.913	02.80 - 03.91	14618	D	206 kW	759	80
NG 2628 A	OM 422.916	02.80 - 03.91	14618	D	206 kW	759	80
NG 2628 B	OM 422.905	02.80 - 08.89	14618	D	206 kW	759	80
NG 2628 B	OM 422.911	02.80 - 08.89	14618	D	206 kW	759	80
NG 2628 K	OM 422.905	02.80 - 03.91	14618	D	206 kW	759	80
NG 2628 K	OM 422.911	02.80 - 03.91	14618	D	206 kW	759	80
NG 2628 S	OM 422.905	02.80 - 03.91	14618	D	206 kW	759	80
NG 2628 S	OM 422.911	02.80 - 03.91	14618	D	206 kW	759	80
NG 2628	OM 422.905	02.80 - 03.91	14618	D	206 kW	759	80
NG 2628	OM 422.911	02.80 - 03.91	14618	D	206 kW	759	80
NG 2632 AK	OM 403.916	08.73 - 09.83	15950	D	235 - 236 kW	757	71
NG 2632 AK	OM 403.931	08.73 - 09.83	15950	D	235 - 236 kW	757	71
NG 2632 AK	OM 403.935	08.73 - 09.83	15950	D	235 - 236 kW	757	71
NG 2632 AS	OM 403.916	05.74 - 09.83	15950	D	235 - 236 kW	757	71
NG 2632 AS	OM 403.931	05.74 - 09.83	15950	D	235 - 236 kW	757	71
NG 2632 AS	OM 403.932	05.74 - 09.83	15950	D	235 - 236 kW	757	71
NG 2632 A	OM 403.916	05.74 - 09.83	15950	D	235 - 236 kW	757	71
NG 2632 A	OM 403.932	05.74 - 09.83	15950	D	235 - 236 kW	757	71
NG 2632 K	OM 403.916	08.73 - 09.83	15950	D	235 - 236 kW	757	71
NG 2632 K	OM 403.931	08.73 - 09.83	15950	D	235 - 236 kW	757	71
NG 2632 K	OM 403.935	08.73 - 09.83	15950	D	235 - 236 kW	757	71
NG 2632 S	OM 403.916	05.74 - 09.83	15950	D	235 - 236 kW	757	71
NG 2632 S	OM 403.931	05.74 - 09.83	15950	D	235 - 236 kW	757	71
NG 2632 S	OM 403.932	05.74 - 09.83	15950	D	235 - 236 kW	757	71
NG 2632	OM 403.916	05.74 - 09.83	15950	D	235 - 236 kW	757	71
NG 2632	OM 403.932	05.74 - 09.83	15950	D	235 - 236 kW	757	71
NG 2633 S	OM 422.952	05.82 - 05.87	14618	D	243 kW	759	79
NG 2633 S	OM 422.954	05.82 - 05.87	14618	D	243 kW	759	79
NG 2633 S	OM 422.956	05.82 - 05.87	14618	D	243 kW	759	79
NG 2633	OM 422.952	05.82 - 05.87	14618	D	243 kW	759	79
NG 2633	OM 422.954	05.82 - 05.87	14618	D	243 kW	759	79
NG 2633	OM 422.957	05.82 - 05.87	14618	D	243 kW	759	79
NG 2635 AK	OM 442.962	09.87 - 03.91	14618	D	269 kW	759	79
NG 2635 AS	OM 442.962	09.87 - 03.91	14618	D	269 kW	759	79
NG 2635 A	OM 442.962	09.87 - 03.91	14618	D	269 kW	759	79
NG 2635 S	OM 442.950	04.86 - 03.91	14618	D	260 kW	759	79
NG 2635 S	OM 442.952	04.86 - 03.91	14618	D	260 kW	759	79
NG 2635	OM 442.950	04.86 - 03.91	14618	D	260 kW	759	79
NG 2635	OM 442.952	04.86 - 03.91	14618	D	260 kW	759	79
NG 2638 S	OM 422.953	01.81 - 12.86	14618	D	276 kW	759	79
NG 2638 S	OM 422.955	01.81 - 12.86	14618	D	276 kW	759	79
NG 2638	OM 422.953	01.81 - 12.86	14618	D	276 kW	759	79
NG 2638	OM 422.955	01.81 - 12.86	14618	D	276 kW	759	79
NG 2638	OM 422.959	01.81 - 12.86	14618	D	276 kW	759	79
NG 2644 S	OM 442.953	10.85 - 02.90	14618	D	320 kW	759	79
NG 2644 S	OM 442.980	10.85 - 02.90	14618	D	320 kW	759	79
NG 2644	OM 442.951	08.73 - 09.96	14618	D	320 kW	759	79
NG 2644	OM 442.953	08.73 - 09.96	14618	D	320 kW	759	79
NG 2644	OM 442.980	08.73 - 09.96	14618	D	320 kW	759	79
NG 3025 B	OM 422.909	08.83 - 03.91	14618	D	184 kW	759	80
NG 3025 B	OM 422.912	08.83 - 03.91	14618	D	184 kW	759	80
NG 3025 B	OM 422.919	12.85 - 07.87	14618	D	184 - 206 kW	759	80
NG 3025 B	OM 422.920	12.85 - 07.87	14618	D	184 - 206 kW	759	80
NG 3025 K	OM 422.909	04.85 - 03.91	14618	D	184 kW	759	80
NG 3025 K	OM 422.920	12.85 - 07.87	14618	D	184 kW	759	80
NG 3028 B	OM 422.919	12.85 - 07.87	14618	D	206 kW	759	80
NG 3028 K	OM 422.919	12.85 - 07.87	14618	D	206 kW	759	80
NG 3028	OM 422.905	02.80 - 03.91	14618	D	206 kW	759	80








			ccm		kw		1 POS
NG 3028	OM 422.911	02.80 - 03.91	14618	D	206 kW	759	80
NG 3033	OM 422.954	05.82 - 05.87	14618	D	243 kW	759	79
NG 3033	OM 422.957	05.82 - 05.87	14618	D	243 kW	759	79
NG 3038	OM 422.953	01.81 - 12.86	14618	D	276 kW	759	79
NG 3038	OM 422.955	01.81 - 12.86	14618	D	276 kW	759	79
NG 3038	OM 422.959	01.81 - 12.86	14618	D	276 kW	759	79
NG 3228 B	OM 422.919	07.87 - 03.91	14618	D	206 kW	759	80
NG 3228 B	OM 422.921	07.87 - 03.91	14618	D	206 kW	759	80
NG 3228 K	OM 422.919	07.87 - 03.91	14618	D	206 kW	759	80
NG 3228 K	OM 422.921	07.87 - 03.91	14618	D	206 kW	759	80
NG 3235	OM 442.944	07.88 - 08.94	14618	D	260 - 269 kW	759	79
NG 3328 B	OM 422.905	02.80 - 03.91	14618	D	206 kW	759	80
NG 3328 B	OM 422.907	02.80 - 03.91	14618	D	206 kW	759	80
NG 3328 B	OM 422.911	02.80 - 03.91	14618	D	206 kW	759	80
NG 3328 B	OM 422.913	02.80 - 03.91	14618	D	206 kW	759	80
NG 3328 B	OM 422.914	07.82 - 07.87	14618	D	206 kW	759	80
NG 3328 B	OM 422.916	02.80 - 03.91	14618	D	206 kW	759	80
NG 3328 B	OM 422.919	07.82 - 07.87	14618	D	206 kW	759	80
NG 3328 K	OM 422.914	07.82 - 07.87	14618	D	206 kW	759	80
NG 3328 K	OM 422.919	07.82 - 07.87	14618	D	206 kW	759	80
NG 3328	OM 422.905	02.80 - 03.91	14618	D	206 kW	759	80
NG 3328	OM 422.911	02.80 - 03.91	14618	D	206 kW	759	80
NG 3328	OM 422.913	02.80 - 03.91	14618	D	206 kW	759	80
NG 3333 B	OM 422.954	12.82 - 11.91	14618	D	243 kW	759	79
NG 3333 K	OM 422.954	12.82 - 11.91	14618	D	243 kW	759	79
NG 3333	OM 422.954	12.82 - 11.91	14618	D	243 kW	759	79
NG 3335 A	OM 442.962	04.86 - 03.91	14618	D	260 kW	759	79
NG 3335	OM 442.950	04.86 - 03.91	14618	D	260 kW	759	79
NG 3335	OM 442.952	04.86 - 03.91	14618	D	260 kW	759	79
NG 3336 A	OM 442.950	11.81 - 03.91	14618	D	260 kW	759	79
NG 3336 A	OM 442.952	11.81 - 03.91	14618	D	260 kW	759	79
NG 3338	OM 442.950	01.81 - 12.86	14618	D	260 kW	759	79
NG 3528 B	OM 422.919	07.87 - 09.89	14618	D	206 kW	759	80
NG 3528 K	OM 422.919	07.87 - 09.89	14618	D	206 kW	759	80
NG 3528 K	OM 422.919	07.82 - 07.87	14618	D	206 kW	759	80
NG 3528	OM 422.905	07.82 - 07.87	14618	D	206 kW	759	80
NG 3528	OM 422.919	07.82 - 07.87	14618	D	206 kW	759	80
NG 3535 AK	OM 442.950	09.87 - 02.90	14618	D	260 kW	759	79
NG 3535 AK	OM 442.952	09.87 - 02.90	14618	D	260 kW	759	79
NG 3535 K	OM 442.950	09.87 - 01.89	14618	D	260 - 269 kW	759	79
NG 3535 K	OM 442.959	09.87 - 01.89	14618	D	260 - 269 kW	759	79
NG 3544 S	OM 442.951	08.73 - 09.96	14618	D	320 kW	759	79
NG 3544 S	OM 442.980	08.73 - 09.96	14618	D	320 kW	759	79
NG 3544	OM 442.951	08.73 - 09.96	14618	D	320 kW	759	79
NG 3544	OM 442.953	08.73 - 09.96	14618	D	320 kW	759	79
NG 3544	OM 442.980	08.73 - 09.96	14618	D	320 kW	759	79
O 100 City	OM 602.940	01.94	2874	D	70 - 72 kW	748	40
O 301	OM 366.917	06.86 - 05.87	5958	D	100 kW	756	67
O 301	OM 366.965	02.86 - 05.87	5958	D	125 kW	756	67
O 302	OM 352.980	11.64 - 11.75	5675	D	96 kW	755	64
O 302	OM 352.993	11.64 - 11.75	5675	D	96 kW	755	64
O 302	OM 353.906	11.64 - 12.75	5675	D	130 kW	755	65
O 302	OM 421.908	11.64 - 12.75	10964	D	159 kW	759	78
O 303	OM 401.907	10.74 - 06.83	9570	D	141 kW	757	71
O 303	OM 401.908	10.74 - 06.83	9570	D	141 kW	757	71
O 303	OM 401.912	10.74 - 06.83	9570	D	141 kW	757	71
O 303	OM 401.912	10.74 - 06.83	9570	D	141 kW	757	71
O 303	OM 402.907	03.75 - 06.83	12760	D	188 kW	758	74
O 303	OM 403.918	07.75 - 06.83	15950	D	235 kW	757	71
O 303	OM 421.908	01.80 - 09.92	10964	D	159 - 160 kW	759	78
O 303	OM 421.908	01.80 - 09.92	10964	D	159 - 165 kW	759	78



MERCEDES-BENZ








							
O 303	OM 421.908	01.80 - 01.89	10964	D	159 kW	759	78
O 303	OM 421.908	01.80 - 09.92	10964	D	159 - 165 kW	759	78
O 303	OM 422.908	01.80 - 09.87	14618	D	206 kW	759	80
O 303	OM 422.908	01.80 - 09.87	14618	D	206 kW	759	80
O 303	OM 422.917	01.80 - 09.87	14618	D	206 kW	759	80
O 303	OM 422.917	01.80 - 09.87	14618	D	206 kW	759	80
O 303	OM 422.951	08.80 - 09.87	14618	D	243 kW	759	79
O 303	OM 422.963	08.80 - 09.87	14618	D	243 kW	759	79
O 303	OM 441.908	01.80 - 09.92	11309	D	159 - 165 kW	760	84
O 303	OM 441.908	01.80 - 01.89	11309	D	159 kW	760	84
O 303	OM 441.908	01.80 - 09.92	11309	D	159 - 165 kW	760	84
O 303	OM 441.908	12.87 - 09.92	11309	D	165 kW	760	84
O 303	OM 441.909	01.80 - 09.92	11309	D	159 - 165 kW	760	84
O 303	OM 441.909	01.80 - 01.89	11309	D	159 kW	760	84
O 303	OM 441.909	01.80 - 09.92	11309	D	159 - 165 kW	760	84
O 303	OM 441.909	12.87 - 09.92	11309	D	165 kW	760	84
O 303	OM 441.911	01.80 - 09.92	11309	D	159 - 160 kW	760	84
O 303	OM 441.911	01.80 - 09.92	11309	D	159 - 165 kW	760	84
O 303	OM 441.911	01.80 - 01.89	11309	D	159 kW	760	84
O 303	OM 441.911	01.80 - 09.92	11309	D	159 - 165 kW	760	84
O 303	OM 441.911	12.87 - 09.92	11309	D	165 kW	760	84
O 303	OM 441.918	12.87 - 09.92	11309	D	165 kW	760	84
O 303	OM 442.910	09.87 - 09.92	15078	D	213 - 218 kW	760	85
O 303	OM 442.911	09.87 - 09.92	15078	D	213 - 218 kW	760	85
O 303	OM 442.918	09.87 - 09.92	15078	D	213 - 218 kW	760	85
O 303	OM 442.939	09.87 - 09.92	15078	D	213 - 218 kW	760	85
O 303	OM 442.954	09.87 - 09.92	14618	D	260 - 269 kW	759	79
O 303	OM 442.955	09.87 - 09.92	14618	D	260 - 269 kW	759	79
O 303	OM 442.960	09.87 - 09.92	14618	D	260 - 269 kW	759	79
O 303	OM 442.961	09.87 - 09.92	14618	D	260 - 269 kW	759	79
O 304 O304	OM 402.984	08.92	12760	D	280 kW	758	75
O 309 O 309 B	M 102.943	01.68 - 02.89	2299	B	70 kW	753	60
O 309 O 309 B	M 115.921	01.68 - 02.89	2197	B	63 kW	742	17
O 309 O 309 B	M 115.952	01.68 - 02.89	2307	B	66 kW	753	59
O 309 O 309 D	OM 314.946	01.70 - 02.89	3784	D	63 kW	754	62
O 309 O 309 D	OM 314.948	01.70 - 02.89	3784	D	63 kW	754	62
O 309 O 309 D	OM 314.959	01.70 - 02.89	3784	D	63 kW	754	62
O 309 O 309 D	OM 314.962	01.70 - 02.89	3784	D	63 kW	754	62
O 309 O 309 D	OM 314.963	01.70 - 02.89	3784	D	63 kW	754	62
O 309 O 309 D	OM 353.963	05.77 - 02.89	5675	D	96 kW	755	64
O 309 O 309 D	OM 353.966	05.77 - 02.89	5675	D	96 kW	755	64
O 309 O 309 D	OM 353.968	05.77 - 02.89	5675	D	96 kW	755	64
O 309 O 309 D	OM 353.969	05.77 - 02.89	5675	D	96 kW	755	64
O 309 O 309 D	OM 615.910	01.68 - 12.74	2197	D	44 kW	745	28
O 309 O 309 D	OM 616.910	01.75 - 12.88	2404	D	48 kW	752	55
O 330	OM 442.939	01.90	15078	D	213 kW	760	85
O 330	OM 442.955	01.90	14618	D	260 - 269 kW	759	79
O 330	OM 442.961	01.90	14618	D	260 - 269 kW	759	79
O 340	OM 402.984	01.91 - 12.95	12760	D	280 kW	758	75
O 340 Turismo	OM 402.984	08.92 - 08.95	12760	D	280 kW	758	75
O 340 Turismo	OM 402.995	08.92 - 08.95	12763	D	280 kW	758	75
O 364 O 364 13R	OM 345.936	01.85	11581	D	154 - 155 kW	758	76
O 371 O 371 RS	OM 345.960	03.86 - 03.96	11581	D	210 kW	758	76
O 371	OM 376.961	01.91 - 12.02	5958	D	125 kW	756	67
O 402	OM 366.917	02.86 - 12.91	5958	D	100 kW	756	67
O 402	OM 366.965	02.86 - 12.91	5958	D	125 kW	756	67
O 403 O 403 RHD	OM 402.970	09.03	12763	D	280 kW	758	75
O 403 O 403 RHD	OM 446.938	01.03	14618	D	280 kW	759	79
O 404	OM 402.970	09.91 - 10.99	12763	D	280 kW	758	75
O 404	OM 402.970	09.91 - 10.99	12763	D	280 kW	758	75
O 404	OM 402.974	09.91 - 10.99	12760	D	280 kW	758	75
O 404	OM 441.921	09.91 - 01.92	11309	D	165 kW	760	84



		 ccm	 kW	 1 POS			
O 404	OM 441.922	09.91 - 01.92	11309	D	151 kW	760	84
O 404	OM 442.930	09.91 - 01.92	15078	D	213 kW	760	85
O 404	OM 442.931	09.91 - 01.92	15078	D	195 kW	760	85
O 404	OM 442.996	01.91 - 12.99	14618	D	370 kW	759	79
O 404	OM 446.934	09.94 - 10.99	14618	D	280 kW	759	79
O 404	OM 446.938	09.94 - 10.99	14618	D	280 kW	759	79
O 404	OM 446.938	09.94 - 10.99	14618	D	280 kW	759	79
O 404	OM 446.938	09.94 - 10.99	14618	D	280 kW	759	79
O 405 O 405 GTZ	OM 602.990	01.84	2497	D	63 kW	743	20
O 405 O 405 GTZ	OM 602.994	01.84	2874	D	72 kW	748	40
OF 1113	OM 344.949	01.83	5675	D	96 kW	755	64
OF 1113	OM 352.997	01.83	5675	D	96 kW	755	64
OF 1113	OM 352.998	01.83	5675	D	96 kW	755	64
OF 1113	OM 384.906	01.83	3972	D	100 kW	757	69
OF 1117	OM 386.952	01.83	5958	D	125 kW	756	67
OF 1313, 1314	OM 352.997	01.83	5675	D	96 kW	755	64
OF 1413	OM 352.997	01.83	5675	D	96 kW	755	64
OF 1721	OM 366.984	01.98 - 03.02	5958	D	150 kW	756	67
OH 1113	OM 344.948	01.70	5675	D	115 kW	755	64
OH 1314	OM 352.930	01.87 - 01.97	5675	D	96 kW	755	64
OH 1316	OM 344.948	01.70	5675	D	115 kW	755	64
OH 1416	OM 356.958	01.70	5958	D	116 kW	756	67
OH 1417	OM 366.957	01.70	5958	D	125 kW	756	67
OH 1418	OM 376.976	01.94 - 12.98	5958	D	127 kW	756	67
OH 1421 L	OM 372.983	01.70	5958	D	150 kW	756	67
OH 1421 L	OM 372.984	01.70	5958	D	150 kW	756	67
OH 1421 L	OM 376.941	01.70	5958	D	150 kW	756	67
OH 1421 L	OM 377.981	01.70	5958	D	155 kW	756	67
OH 1518	OM 386.951	01.70	5958	D	125 kW	756	67
OH 1520	OM 386.981	01.70	5958	D	150 kW	756	67
OH 1521	OM 386.981	01.70	5958	D	150 kW	756	67
OH 1621 L	OM 372.983	01.96	5958	D	150 kW	756	67
OH 1621 L	OM 372.985	01.96	5958	D	155 kW	756	67
OH 1621 L	OM 372.986	01.96	5958	D	155 kW	756	67
OH 1621 L	OM 372.987	01.96	5958	D	155 kW	756	67
OH 1621 L	OM 376.941	01.96	5958	D	150 kW	756	67
OH 1621 L	OM 377.981	01.96	5958	D	155 kW	756	67
OH 1622, 1622 L	OM 421.910	01.70	10964	D	159 kW	759	78
OH 1625, 1625 L	OM 422.915	01.70	14618	D	184 kW	759	80
OH 1627 L	OM 440.907	01.70	15078	D	195 kW	760	83
OH 1628, 1628 L	OM 422.918	01.70	14618	D	206 kW	759	80
OH 1634 L	OM 440.945	01.70	14618	D	250 kW	759	79
SK 1728, 1729, 1729 L	OM 442.906	07.87 - 09.96	15078	D	210 - 218 kW	760	85
SK 1728, 1729, 1729 L	OM 442.907	07.87 - 09.96	15078	D	210 - 218 kW	760	85
SK 1728, 1729, 1729 L	OM 442.908	07.87 - 09.96	15078	D	210 - 218 kW	760	85
SK 1728, 1729, 1729 L	OM 442.923	07.87 - 09.96	15078	D	210 - 218 kW	760	85
SK 1728, 1729, 1729 L	OM 442.925	07.87 - 09.96	15078	D	210 - 218 kW	760	85
SK 1729 AK	OM 442.907	07.88 - 09.93	15078	D	213 kW	760	85
SK 1729 AK	OM 442.926	07.88 - 09.93	15078	D	213 kW	760	85
SK 1729 K	OM 442.906	07.88 - 08.94	15078	D	213 - 218 kW	760	85
SK 1729 K	OM 442.907	07.88 - 08.94	15078	D	213 - 218 kW	760	85
SK 1729 K	OM 442.925	07.88 - 08.94	15078	D	213 - 218 kW	760	85
SK 1729 S,1729 LS	OM 442.906	07.87 - 09.96	15078	D	210 - 218 kW	760	85
SK 1729 S,1729 LS	OM 442.907	07.87 - 09.96	15078	D	210 - 218 kW	760	85
SK 1729 S,1729 LS	OM 442.923	07.87 - 09.96	15078	D	210 - 218 kW	760	85
SK 1729 S,1729 LS	OM 442.925	07.87 - 09.96	15078	D	210 - 218 kW	760	85
SK 1735 AK	OM 442.942	08.89 - 08.94	14618	D	260 - 269 kW	759	79
SK 1735 AK	OM 442.966	08.89 - 08.94	14618	D	260 - 269 kW	759	79
SK 1735 K	OM 440.940	07.88 - 08.94	14618	D	250 - 269 kW	759	79
SK 1735 K	OM 442.944	07.88 - 08.94	14618	D	250 - 269 kW	759	79
SK 1735 K	OM 442.963	07.88 - 08.94	14618	D	250 - 269 kW	759	79
SK 1735 K	OM 442.964	07.88 - 08.94	14618	D	250 - 269 kW	759	79










MERCEDES-BENZ

							
SK 1735 K	OM 442.976	07.88 - 08.94	14618	D	250 - 269 kW	759	79
SK 1735 S,1735 LS	OM 442.944	07.87 - 09.96	14618	D	260 - 269 kW	759	79
SK 1735 S,1735 LS	OM 442.963	07.87 - 09.96	14618	D	260 - 269 kW	759	79
SK 1735 S,1735 LS	OM 442.964	07.87 - 09.96	14618	D	260 - 269 kW	759	79
SK 1735 S,1735 LS	OM 442.976	07.87 - 09.96	14618	D	260 - 269 kW	759	79
SK 1735,1735 L	OM 442.944	07.87 - 09.96	14618	D	260 - 269 kW	759	79
SK 1735,1735 L	OM 442.963	07.87 - 09.96	14618	D	260 - 269 kW	759	79
SK 1735,1735 L	OM 442.964	07.87 - 09.96	14618	D	260 - 269 kW	759	79
SK 1735,1735 L	OM 442.976	07.87 - 09.96	14618	D	260 - 269 kW	759	79
SK 1748 S,1748 LS	OM 442.985	07.87 - 09.96	14618	D	353 - 362 kW	759	79
SK 1748 S,1748 LS	OM 442.989	07.87 - 09.96	14618	D	353 - 362 kW	759	79
SK 1748,1748 L	OM 442.985	07.87 - 09.96	14618	D	353 - 362 kW	759	79
SK 1748,1748 L	OM 442.989	07.87 - 09.96	14618	D	353 - 362 kW	759	79
SK 1838 AK	OM 402.978	12.92 - 09.96	12760	D	280 kW	758	75
SK 1838 AK	OM 402.996	12.92 - 09.96	12763	D	280 kW	758	75
SK 1838 AK	OM 446.927	01.94 - 09.96	14618	D	280 kW	759	79
SK 1838 K	OM 402.971	12.90 - 09.96	12760	D	280 kW	758	75
SK 1838 K	OM 402.975	12.90 - 09.96	12760	D	280 kW	758	75
SK 1838 K	OM 402.985	12.90 - 09.96	12760	D	280 kW	758	75
SK 1838 K	OM 446.924	06.95 - 09.96	14618	D	280 kW	759	79
SK 1838 S,1838 LS	OM 402.971	07.87 - 09.96	12760	D	280 kW	758	75
SK 1838 S,1838 LS	OM 402.972	07.87 - 09.96	12760	D	280 kW	758	75
SK 1838 S,1838 LS	OM 402.975	07.87 - 09.96	12760	D	280 kW	758	75
SK 1838 S,1838 LS	OM 402.985	07.87 - 09.96	12760	D	280 kW	758	75
SK 1838 S,1838 LS	OM 402.986	07.87 - 09.96	12760	D	280 kW	758	75
SK 1838 S,1838 LS	OM 446.924	07.87 - 09.96	14618	D	280 kW	759	79
SK 1838 S,1838 LS	OM 446.925	07.87 - 09.96	14618	D	280 kW	759	79
SK 1838,1838 L	OM 402.971	07.87 - 09.96	12760	D	280 kW	758	75
SK 1838,1838 L	OM 402.972	07.87 - 09.96	12760	D	280 kW	758	75
SK 1838,1838 L	OM 402.975	07.87 - 09.96	12760	D	280 kW	758	75
SK 1838,1838 L	OM 402.985	07.87 - 09.96	12760	D	280 kW	758	75
SK 1838,1838 L	OM 402.986	07.87 - 09.96	12760	D	280 kW	758	75
SK 1838,1838 L	OM 446.924	07.87 - 09.96	14618	D	280 kW	759	79
SK 1838,1838 L	OM 446.925	07.87 - 09.96	14618	D	280 kW	759	79
SK 1840 LS	OM 402.971	07.91 - 07.92	12760	D	280 kW	758	75
SK 1844 S,1844 LS	OM 440.970	07.87 - 09.96	14618	D	320 kW	759	79
SK 1844 S,1844 LS	OM 440.978	07.87 - 09.96	14618	D	320 kW	759	79
SK 1844 S,1844 LS	OM 446.922	07.87 - 09.96	14618	D	320 kW	759	79
SK 1844,1844 L	OM 440.970	07.87 - 09.96	14618	D	320 kW	759	79
SK 1844,1844 L	OM 440.978	07.87 - 09.96	14618	D	320 kW	759	79
SK 1844,1844 L	OM 446.922	07.87 - 09.96	14618	D	320 kW	759	79
SK 1850 K	OM 442.997	07.88 - 08.94	14618	D	370 kW	759	79
SK 1850 LAS	OM 440.973	07.87 - 09.96	14618	D	362 - 370 kW	759	79
SK 1850 LAS	OM 442.985	07.87 - 09.96	14618	D	362 - 370 kW	759	79
SK 1850 LAS	OM 442.992	07.87 - 09.96	14618	D	362 - 370 kW	759	79
SK 1850 S,1850 LS	OM 440.973	07.87 - 09.96	14618	D	362 - 370 kW	759	79
SK 1850 S,1850 LS	OM 442.985	07.87 - 09.96	14618	D	362 - 370 kW	759	79
SK 1850 S,1850 LS	OM 442.989	07.87 - 09.96	14618	D	362 - 370 kW	759	79
SK 1850 S,1850 LS	OM 442.992	07.87 - 09.96	14618	D	362 - 370 kW	759	79
SK 1850 S,1850 LS	OM 442.997	07.87 - 09.96	14618	D	362 - 370 kW	759	79
SK 1850,1850 L	OM 440.973	07.87 - 09.96	14618	D	362 - 370 kW	759	79
SK 1850,1850 L	OM 442.985	07.87 - 09.96	14618	D	362 - 370 kW	759	79
SK 1850,1850 L	OM 442.989	07.87 - 09.96	14618	D	362 - 370 kW	759	79
SK 1850,1850 L	OM 442.992	07.87 - 09.96	14618	D	362 - 370 kW	759	79
SK 1850,1850 L	OM 442.997	07.87 - 09.96	14618	D	362 - 370 kW	759	79
SK 1853 AK	OM 446.920	01.96 - 09.96	14618	D	390 kW	759	79
SK 1853 AK	OM 446.946	01.96 - 09.96	14618	D	390 kW	759	79
SK 1853 S,1853 LS	OM 446.920	07.87 - 09.96	14618	D	390 kW	759	79
SK 1853,1853 L	OM 446.920	07.87 - 09.96	14618	D	390 kW	759	79
SK 1922 AK	OM 441.914	08.89 - 08.94	11309	D	160 - 165 kW	760	84
SK 1922 AK	OM 441.926	08.89 - 08.94	11309	D	160 - 165 kW	760	84
SK 1922 K	OM 441.905	05.89 - 08.94	11309	D	160 - 165 kW	760	84










MERCEDES-BENZ

							
SK 1948	OM 442.982	09.88 - 07.92	14618	D	353 - 362 kW	759	79
SK 1948	OM 442.984	09.88 - 07.92	14618	D	353 - 362 kW	759	79
SK 1948	OM 442.985	09.88 - 07.92	14618	D	353 - 362 kW	759	79
SK 1948	OM 442.989	09.88 - 07.92	14618	D	353 - 362 kW	759	79
SK 2031 A	OM 402.978	03.92 - 09.96	12760	D	280 kW	758	75
SK 2031 A	OM 402.996	03.92 - 09.96	12763	D	280 kW	758	75
SK 2031 A	OM 440.979	03.92 - 09.96	14618	D	320 kW	759	79
SK 2031 A	OM 446.927	01.94 - 09.96	14618	D	280 kW	759	79
SK 2038 AS	OM 402.978	12.92 - 09.96	12760	D	280 kW	758	75
SK 2038 AS	OM 446.927	01.94 - 09.96	14618	D	280 kW	759	79
SK 2038 S	OM 402.971	11.91 - 09.96	12760	D	280 kW	758	75
SK 2038 S	OM 402.985	11.91 - 09.96	12760	D	280 kW	758	75
SK 2038	OM 402.971	11.91 - 09.96	12760	D	280 kW	758	75
SK 2038	OM 402.972	11.91 - 09.96	12760	D	280 kW	758	75
SK 2038	OM 402.985	11.91 - 09.96	12760	D	280 kW	758	75
SK 2038	OM 402.986	11.91 - 09.96	12760	D	280 kW	758	75
SK 2038	OM 402.996	11.91 - 09.96	12763	D	280 kW	758	75
SK 2038	OM 446.925	12.92 - 09.96	14618	D	280 kW	759	79
SK 2038	OM 446.927	12.92 - 09.96	14618	D	280 kW	759	79
SK 2044 AS	OM 440.970	01.94 - 09.96	14618	D	320 kW	759	79
SK 2044 AS	OM 440.979	01.94 - 09.96	14618	D	320 kW	759	79
SK 2044 S	OM 440.970	01.92 - 09.96	14618	D	320 kW	759	79
SK 2044 S	OM 446.922	01.92 - 09.96	14618	D	320 kW	759	79
SK 2044	OM 440.970	01.92 - 09.96	14618	D	320 kW	759	79
SK 2044	OM 440.978	01.92 - 09.96	14618	D	320 kW	759	79
SK 2044	OM 446.922	01.92 - 09.96	14618	D	320 kW	759	79
SK 2050 S	OM 440.976	01.91 - 09.96	14618	D	362 - 390 kW	759	79
SK 2050 S	OM 442.985	01.91 - 09.96	14618	D	362 - 390 kW	759	79
SK 2050 S	OM 442.989	01.91 - 09.96	14618	D	362 - 390 kW	759	79
SK 2050 S	OM 442.992	01.91 - 09.96	14618	D	362 - 390 kW	759	79
SK 2050 S	OM 442.997	01.91 - 09.96	14618	D	362 - 390 kW	759	79
SK 2050 S	OM 446.920	01.91 - 09.96	14618	D	362 - 390 kW	759	79
SK 2050	OM 442.985	01.91 - 09.96	14618	D	362 - 390 kW	759	79
SK 2050	OM 442.989	01.91 - 09.96	14618	D	362 - 390 kW	759	79
SK 2050	OM 442.992	01.91 - 09.96	14618	D	362 - 390 kW	759	79
SK 2050	OM 442.997	01.91 - 09.96	14618	D	362 - 390 kW	759	79
SK 2050	OM 446.920	01.91 - 09.96	14618	D	362 - 390 kW	759	79
SK 2055 AF	OM 442.997	01.92 - 09.96	14618	D	370 kW	759	79
SK 2429 K	OM 442.906	07.88 - 08.94	15078	D	210 - 218 kW	760	85
SK 2429 K	OM 442.907	07.88 - 08.94	15078	D	210 - 218 kW	760	85
SK 2429 K	OM 442.923	07.88 - 08.94	15078	D	210 - 218 kW	760	85
SK 2429 K	OM 442.925	07.88 - 08.94	15078	D	210 - 218 kW	760	85
SK 2429 S,2429 LS	OM 442.906	07.87 - 09.96	15078	D	213 - 218 kW	760	85
SK 2429 S,2429 LS	OM 442.907	07.87 - 09.96	15078	D	213 - 218 kW	760	85
SK 2429 S,2429 LS	OM 442.925	07.87 - 09.96	15078	D	213 - 218 kW	760	85
SK 2429 S	OM 442.906	07.88 - 08.94	15078	D	213 - 218 kW	760	85
SK 2429 S	OM 442.907	07.88 - 08.94	15078	D	213 - 218 kW	760	85
SK 2429 S	OM 442.925	07.88 - 08.94	15078	D	213 - 218 kW	760	85
SK 2429, 2429 L	OM 442.906	07.87 - 09.96	15078	D	210 - 218 kW	760	85
SK 2429, 2429 L	OM 442.907	07.87 - 09.96	15078	D	210 - 218 kW	760	85
SK 2429, 2429 L	OM 442.908	07.87 - 09.96	15078	D	210 - 218 kW	760	85
SK 2429, 2429 L	OM 442.916	07.87 - 09.96	15078	D	210 - 218 kW	760	85
SK 2429, 2429 L	OM 442.923	07.87 - 09.96	15078	D	210 - 218 kW	760	85
SK 2429, 2429 L	OM 442.925	07.87 - 09.96	15078	D	210 - 218 kW	760	85
SK 2429,2429 L	OM 442.906	07.87 - 09.96	15078	D	213 - 218 kW	760	85
SK 2429,2429 L	OM 442.907	07.87 - 09.96	15078	D	213 - 218 kW	760	85
SK 2429,2429 L	OM 442.925	07.87 - 09.96	15078	D	213 - 218 kW	760	85
SK 2429	OM 422.916	07.87 - 09.96	14618	D	206 kW	759	80
SK 2429	OM 442.906	07.88 - 08.94	15078	D	210 - 218 kW	760	85
SK 2429	OM 442.907	07.88 - 08.94	15078	D	210 - 218 kW	760	85
SK 2429	OM 442.923	07.88 - 08.94	15078	D	210 - 218 kW	760	85
SK 2429	OM 442.925	07.88 - 08.94	15078	D	210 - 218 kW	760	85








MERCEDES-BENZ

							
SK 2448	OM 442.992	07.88 - 07.92	14618	D	353 - 362 kW	759	79
SK 2538 K, 2538 LK	OM 402.971	03.91 - 09.96	12760	D	280 kW	758	75
SK 2538 K, 2538 LK	OM 402.972	03.91 - 09.96	12760	D	280 kW	758	75
SK 2538 K, 2538 LK	OM 402.975	03.91 - 09.96	12760	D	280 kW	758	75
SK 2538 K, 2538 LK	OM 402.985	03.91 - 09.96	12760	D	280 kW	758	75
SK 2538 K, 2538 LK	OM 402.986	03.91 - 09.96	12760	D	280 kW	758	75
SK 2538 K, 2538 LK	OM 402.989	03.91 - 09.96	12760	D	280 kW	758	75
SK 2538 K, 2538 LK	OM 446.924	01.94 - 09.96	14618	D	280 kW	759	79
SK 2538 K, 2538 LK	OM 446.925	01.94 - 09.96	14618	D	280 kW	759	79
SK 2538 S,2538 LS	OM 402.971	07.87 - 09.96	12760	D	280 kW	758	75
SK 2538 S,2538 LS	OM 402.972	07.87 - 09.96	12760	D	280 kW	758	75
SK 2538 S,2538 LS	OM 402.975	07.87 - 09.96	12760	D	280 kW	758	75
SK 2538 S,2538 LS	OM 402.985	07.87 - 09.96	12760	D	280 kW	758	75
SK 2538 S,2538 LS	OM 402.986	07.87 - 09.96	12760	D	280 kW	758	75
SK 2538 S,2538 LS	OM 402.989	07.87 - 09.96	12760	D	280 kW	758	75
SK 2538 S,2538 LS	OM 402.990	07.87 - 09.96	12763	D	280 kW	758	75
SK 2538 S,2538 LS	OM 446.924	07.87 - 09.96	14618	D	280 kW	759	79
SK 2538 S,2538 LS	OM 446.925	07.87 - 09.96	14618	D	280 kW	759	79
SK 2538 S,2538 LS	OM 446.928	07.87 - 09.96	14618	D	280 kW	759	79
SK 2538 S,2538 LS	OM 446.929	07.87 - 09.96	14618	D	280 kW	759	79
SK 2538,2538 L	OM 402.971	07.87 - 09.96	12760	D	280 kW	758	75
SK 2538,2538 L	OM 402.972	07.87 - 09.96	12760	D	280 kW	758	75
SK 2538,2538 L	OM 402.975	07.87 - 09.96	12760	D	280 kW	758	75
SK 2538,2538 L	OM 402.985	07.87 - 09.96	12760	D	280 kW	758	75
SK 2538,2538 L	OM 402.986	07.87 - 09.96	12760	D	280 kW	758	75
SK 2538,2538 L	OM 402.989	07.87 - 09.96	12760	D	280 kW	758	75
SK 2538,2538 L	OM 446.924	07.87 - 09.96	14618	D	280 kW	759	79
SK 2538,2538 L	OM 446.925	07.87 - 09.96	14618	D	280 kW	759	79
SK 2538	OM 402.971	03.91 - 09.96	12760	D	280 kW	758	75
SK 2538	OM 402.972	03.91 - 09.96	12760	D	280 kW	758	75
SK 2538	OM 402.975	03.91 - 09.96	12760	D	280 kW	758	75
SK 2538	OM 402.985	03.91 - 09.96	12760	D	280 kW	758	75
SK 2538	OM 402.986	03.91 - 09.96	12760	D	280 kW	758	75
SK 2538	OM 402.989	03.91 - 09.96	12760	D	280 kW	758	75
SK 2538	OM 440.970	03.91 - 09.96	14618	D	320 kW	759	79
SK 2538	OM 440.978	03.91 - 09.96	14618	D	320 kW	759	79
SK 2538	OM 440.980	03.91 - 09.96	14618	D	320 kW	759	79
SK 2538	OM 446.924	01.94 - 09.96	14618	D	280 kW	759	79
SK 2538	OM 446.925	01.94 - 09.96	14618	D	280 kW	759	79
SK 2544 LS	OM 440.970	01.92 - 09.96	14618	D	320 kW	759	79
SK 2544 LS	OM 440.978	01.92 - 09.96	14618	D	320 kW	759	79
SK 2544 LS	OM 446.942	01.92 - 09.96	14618	D	320 kW	759	79
SK 2544 S	OM 440.970	07.88 - 08.94	14618	D	320 kW	759	79
SK 2544, 2544 L	OM 440.970	01.92 - 09.96	14618	D	320 kW	759	79
SK 2544, 2544 L	OM 440.978	01.92 - 09.96	14618	D	320 kW	759	79
SK 2544, 2544 L	OM 446.922	01.92 - 09.96	14618	D	320 kW	759	79
SK 2544,2544 L	OM 440.970	07.87 - 09.96	14618	D	320 kW	759	79
SK 2544,2544 L	OM 440.978	07.87 - 09.96	14618	D	320 kW	759	79
SK 2544,2544 L	OM 446.922	07.87 - 09.96	14618	D	320 kW	759	79
SK 2544	OM 440.970	01.94 - 09.96	14618	D	320 kW	759	79
SK 2544	OM 440.978	01.94 - 09.96	14618	D	320 kW	759	79
SK 2550 K	OM 440.971	07.87 - 09.96	14618	D	362 - 370 kW	759	79
SK 2550 K	OM 440.981	07.87 - 09.96	14618	D	362 - 370 kW	759	79
SK 2550 K	OM 442.989	07.87 - 09.96	14618	D	362 - 370 kW	759	79
SK 2550 K	OM 442.997	07.87 - 09.96	14618	D	362 - 370 kW	759	79
SK 2550 S, 2550 LS	OM 440.971	01.91 - 09.96	14618	D	370 - 390 kW	759	79
SK 2550 S, 2550 LS	OM 440.973	01.91 - 09.96	14618	D	370 - 390 kW	759	79
SK 2550 S, 2550 LS	OM 442.997	01.91 - 09.96	14618	D	370 - 390 kW	759	79
SK 2550 S, 2550 LS	OM 442.998	01.91 - 09.96	14618	D	370 - 390 kW	759	79
SK 2550 S, 2550 LS	OM 446.920	01.91 - 09.96	14618	D	370 - 390 kW	759	79
SK 2550,2550 L	OM 440.971	07.87 - 09.96	14618	D	370 - 390 kW	759	79
SK 2550,2550 L	OM 440.973	07.87 - 09.96	14618	D	370 - 390 kW	759	79








MERCEDES-BENZ



			ccm		kw		1 POS
SK 2550,2550 L	OM 442.997	07.87 - 09.96	14618	D	370 - 390 kW	759	79
SK 2550,2550 L	OM 442.998	07.87 - 09.96	14618	D	370 - 390 kW	759	79
SK 2550,2550 L	OM 446.920	07.87 - 09.96	14618	D	370 - 390 kW	759	79
SK 2550	OM 440.971	01.91 - 09.96	14618	D	370 - 390 kW	759	79
SK 2550	OM 440.973	01.91 - 09.96	14618	D	370 - 390 kW	759	79
SK 2550	OM 442.989	07.87 - 09.96	14618	D	362 - 370 kW	759	79
SK 2550	OM 442.997	07.87 - 09.96	14618	D	362 - 370 kW	759	79
SK 2553 S, 2553 LS	OM 446.920	01.96 - 09.96	14618	D	390 kW	759	79
SK 2553,2553 L	OM 446.920	07.87 - 09.96	14618	D	390 kW	759	79
SK 2629 AK	OM 440.970	07.88 - 08.94	14618	D	320 kW	759	79
SK 2629 AK	OM 440.971	07.88 - 08.94	14618	D	362 - 370 kW	759	79
SK 2629 AK	OM 442.907	07.88 - 08.94	15078	D	213 - 218 kW	760	85
SK 2629 AK	OM 442.926	07.88 - 08.94	15078	D	213 - 218 kW	760	85
SK 2629 AK	OM 442.942	07.88 - 08.94	14618	D	269 kW	759	79
SK 2629 AK	OM 442.959	07.88 - 08.94	14618	D	269 kW	759	79
SK 2629 AK	OM 442.966	07.88 - 08.94	14618	D	269 kW	759	79
SK 2629 AK	OM 442.989	07.88 - 08.94	14618	D	362 - 370 kW	759	79
SK 2629 AK	OM 442.997	07.88 - 08.94	14618	D	362 - 370 kW	759	79
SK 2629 AS	OM 442.907	07.88 - 08.94	15078	D	213 - 218 kW	760	85
SK 2629 AS	OM 442.926	07.88 - 08.94	15078	D	213 - 218 kW	760	85
SK 2629 AS	OM 442.989	07.88 - 08.94	14618	D	362 - 370 kW	759	79
SK 2629 AS	OM 442.997	07.88 - 08.94	14618	D	362 - 370 kW	759	79
SK 2629 A	OM 402.982	07.88 - 08.94	12760	D	280 kW	758	75
SK 2629 A	OM 440.970	07.88 - 08.94	14618	D	320 kW	759	79
SK 2629 A	OM 440.971	07.88 - 08.94	14618	D	362 - 370 kW	759	79
SK 2629 A	OM 442.907	07.88 - 08.94	15078	D	213 - 218 kW	760	85
SK 2629 A	OM 442.926	07.88 - 08.94	15078	D	213 - 218 kW	760	85
SK 2629 A	OM 442.942	07.88 - 08.94	14618	D	269 kW	759	79
SK 2629 A	OM 442.959	07.88 - 08.94	14618	D	269 kW	759	79
SK 2629 A	OM 442.966	07.88 - 08.94	14618	D	269 kW	759	79
SK 2629 A	OM 442.989	07.88 - 08.94	14618	D	362 - 370 kW	759	79
SK 2629 A	OM 442.997	07.88 - 08.94	14618	D	362 - 370 kW	759	79
SK 2629 B	OM 442.906	07.88 - 08.94	15078	D	213 - 218 kW	760	85
SK 2629 B	OM 442.907	07.88 - 08.94	15078	D	213 - 218 kW	760	85
SK 2629 B	OM 442.917	07.88 - 08.94	15078	D	213 - 218 kW	760	85
SK 2629 B	OM 442.925	07.88 - 08.94	15078	D	213 - 218 kW	760	85
SK 2629 B	OM 442.926	07.88 - 08.94	15078	D	213 - 218 kW	760	85
SK 2629 B	OM 442.929	07.88 - 08.94	15078	D	213 - 218 kW	760	85
SK 2629 K	OM 442.906	07.88 - 08.94	15078	D	213 - 218 kW	760	85
SK 2629 K	OM 442.907	07.88 - 08.94	15078	D	213 - 218 kW	760	85
SK 2629 K	OM 442.917	07.88 - 08.94	15078	D	213 - 218 kW	760	85
SK 2629 K	OM 442.925	07.88 - 08.94	15078	D	213 - 218 kW	760	85
SK 2629 K	OM 442.926	07.88 - 08.94	15078	D	213 - 218 kW	760	85
SK 2629 K	OM 442.929	07.88 - 08.94	15078	D	213 - 218 kW	760	85
SK 2629 K	OM 442.989	07.88 - 08.94	14618	D	362 kW	759	79
SK 2629 S	OM 442.906	07.88 - 08.94	15078	D	213 - 218 kW	760	85
SK 2629 S	OM 442.907	07.88 - 08.94	15078	D	213 - 218 kW	760	85
SK 2629 S	OM 442.917	07.88 - 08.94	15078	D	213 - 218 kW	760	85
SK 2629 S	OM 442.925	07.88 - 08.94	15078	D	213 - 218 kW	760	85
SK 2629 S	OM 442.926	07.88 - 08.94	15078	D	213 - 218 kW	760	85
SK 2629 S	OM 442.929	07.88 - 08.94	15078	D	213 - 218 kW	760	85
SK 2629	OM 442.906	07.88 - 08.94	15078	D	213 - 218 kW	760	85
SK 2629	OM 442.907	07.88 - 08.94	15078	D	213 - 218 kW	760	85
SK 2629	OM 442.917	07.88 - 08.94	15078	D	213 - 218 kW	760	85
SK 2629	OM 442.925	07.88 - 08.94	15078	D	213 - 218 kW	760	85
SK 2629	OM 442.926	07.88 - 08.94	15078	D	213 - 218 kW	760	85
SK 2629	OM 442.929	07.88 - 08.94	15078	D	213 - 218 kW	760	85
SK 2629	OM 442.959	07.88 - 08.94	14618	D	269 kW	759	79
SK 2635 AK	OM 440.941	02.90 - 08.94	14618	D	250 - 269 kW	759	79
SK 2635 AK	OM 440.942	02.90 - 08.94	14618	D	250 - 269 kW	759	79
SK 2635 AK	OM 440.971	02.90 - 08.94	14618	D	362 - 370 kW	759	79
SK 2635 AK	OM 440.973	02.90 - 08.94	14618	D	362 - 370 kW	759	79








MERCEDES-BENZ

							
SK 2635 AK	OM 442.942	02.90 - 08.94	14618	D	250 - 269 kW	759	79
SK 2635 AK	OM 442.966	02.90 - 08.94	14618	D	250 - 269 kW	759	79
SK 2635 AK	OM 442.972	02.90 - 08.94	14618	D	250 - 269 kW	759	79
SK 2635 AK	OM 442.989	02.90 - 08.94	14618	D	362 - 370 kW	759	79
SK 2635 AK	OM 442.997	02.90 - 08.94	14618	D	362 - 370 kW	759	79
SK 2635 AS	OM 440.941	02.92 - 08.94	14618	D	250 - 269 kW	759	79
SK 2635 AS	OM 440.942	02.92 - 08.94	14618	D	250 - 269 kW	759	79
SK 2635 AS	OM 442.942	02.92 - 08.94	14618	D	250 - 269 kW	759	79
SK 2635 AS	OM 442.966	02.92 - 08.94	14618	D	250 - 269 kW	759	79
SK 2635 AS	OM 442.972	02.92 - 08.94	14618	D	250 - 269 kW	759	79
SK 2635 AS	OM 442.989	02.90 - 09.96	14618	D	362 kW	759	79
SK 2635 A	OM 440.970	12.91 - 08.94	14618	D	320 kW	759	79
SK 2635 A	OM 442.942	02.90 - 08.94	14618	D	260 - 269 kW	759	79
SK 2635 A	OM 442.966	02.90 - 08.94	14618	D	260 - 269 kW	759	79
SK 2635 A	OM 442.972	02.90 - 08.94	14618	D	260 - 269 kW	759	79
SK 2635 K	OM 402.971	01.91 - 08.94	12760	D	280 kW	758	75
SK 2635 K	OM 440.940	07.88 - 08.94	14618	D	250 - 269 kW	759	79
SK 2635 K	OM 440.970	07.91 - 08.94	14618	D	320 kW	759	79
SK 2635 K	OM 442.944	07.88 - 08.94	14618	D	250 - 269 kW	759	79
SK 2635 K	OM 442.964	07.88 - 08.94	14618	D	250 - 269 kW	759	79
SK 2635 K	OM 442.966	07.88 - 08.94	14618	D	250 - 269 kW	759	79
SK 2635 K	OM 442.989	07.88 - 08.94	14618	D	362 - 370 kW	759	79
SK 2635 K	OM 442.994	07.88 - 08.94	14618	D	362 - 370 kW	759	79
SK 2635 K	OM 442.997	07.88 - 08.94	14618	D	362 - 370 kW	759	79
SK 2635 S	OM 440.940	07.88 - 08.94	14618	D	250 - 269 kW	759	79
SK 2635 S	OM 442.944	07.88 - 08.94	14618	D	250 - 269 kW	759	79
SK 2635 S	OM 442.964	07.88 - 08.94	14618	D	250 - 269 kW	759	79
SK 2635 S	OM 442.966	07.88 - 08.94	14618	D	250 - 269 kW	759	79
SK 2635 S	OM 442.989	07.88 - 08.94	14618	D	362 - 370 kW	759	79
SK 2635 S	OM 442.994	07.88 - 08.94	14618	D	362 - 370 kW	759	79
SK 2635 S	OM 442.997	07.88 - 08.94	14618	D	362 - 370 kW	759	79
SK 2635	OM 442.909	07.88 - 08.94	15078	D	210 kW	760	85
SK 2635	OM 442.923	07.88 - 08.94	15078	D	210 kW	760	85
SK 2635	OM 442.944	07.88 - 08.94	14618	D	260 - 269 kW	759	79
SK 2635	OM 442.964	07.88 - 08.94	14618	D	260 - 269 kW	759	79
SK 2635	OM 442.966	07.88 - 08.94	14618	D	260 - 269 kW	759	79
SK 2635	OM 442.976	07.88 - 08.94	14618	D	260 - 269 kW	759	79
SK 2635	OM 442.997	01.91 - 08.94	14618	D	370 kW	759	79
SK 2638 A, LA	OM 402.975	09.91 - 09.96	12760	D	280 kW	758	75
SK 2638 A, LA	OM 402.978	09.91 - 09.96	12760	D	280 kW	758	75
SK 2638 A, LA	OM 402.996	09.91 - 09.96	12763	D	280 kW	758	75
SK 2638 A, LA	OM 440.970	09.91 - 09.96	14618	D	320 kW	759	79
SK 2638 A, LA	OM 440.979	09.91 - 09.96	14618	D	320 kW	759	79
SK 2638 A, LA	OM 446.927	09.91 - 09.96	14618	D	280 kW	759	79
SK 2638 AK	OM 402.975	07.92 - 09.96	12760	D	280 kW	758	75
SK 2638 AK	OM 402.978	07.92 - 09.96	12760	D	280 kW	758	75
SK 2638 AK	OM 402.996	07.92 - 09.96	12763	D	280 kW	758	75
SK 2638 AK	OM 446.927	01.94 - 09.96	14618	D	280 kW	759	79
SK 2638 AS	OM 402.975	07.92 - 09.96	12760	D	280 kW	758	75
SK 2638 AS	OM 402.978	07.92 - 09.96	12760	D	280 kW	758	75
SK 2638 AS	OM 402.996	07.92 - 09.96	12763	D	280 kW	758	75
SK 2638 AS	OM 446.927	01.94 - 09.96	14618	D	280 kW	759	79
SK 2638 K	OM 402.971	09.91 - 09.96	12760	D	280 kW	758	75
SK 2638 K	OM 402.972	09.91 - 09.96	12760	D	280 kW	758	75
SK 2638 K	OM 402.975	09.91 - 09.96	12760	D	280 kW	758	75
SK 2638 K	OM 402.985	09.91 - 09.96	12760	D	280 kW	758	75
SK 2638 K	OM 402.986	09.91 - 09.96	12760	D	280 kW	758	75
SK 2638 K	OM 440.990	09.91 - 09.96	14618	D	280 kW	759	79
SK 2638 K	OM 446.924	09.91 - 09.96	14618	D	280 kW	759	79
SK 2638 K	OM 446.925	09.91 - 09.96	14618	D	280 kW	759	79
SK 2638 K	OM 446.926	09.91 - 09.96	14618	D	280 kW	759	79
SK 2638, 2638 L	OM 402.971	09.91 - 09.96	12760	D	280 kW	758	75








MERCEDES-BENZ








			ccm		kW		1 POS
SK 2638, 2638 L	OM 402.972	09.91 - 09.96	12760	D	280 kW	758	75
SK 2638, 2638 L	OM 402.975	09.91 - 09.96	12760	D	280 kW	758	75
SK 2638, 2638 L	OM 402.985	09.91 - 09.96	12760	D	280 kW	758	75
SK 2638, 2638 L	OM 402.986	09.91 - 09.96	12760	D	280 kW	758	75
SK 2638, 2638 L	OM 440.990	09.91 - 09.96	14618	D	280 kW	759	79
SK 2638, 2638 L	OM 446.924	09.91 - 09.96	14618	D	280 kW	759	79
SK 2638, 2638 L	OM 446.925	09.91 - 09.96	14618	D	280 kW	759	79
SK 2638, 2638 L	OM 446.926	09.91 - 09.96	14618	D	280 kW	759	79
SK 2644 A	OM 440.970	01.92 - 09.96	14618	D	320 kW	759	79
SK 2644 A	OM 440.979	01.92 - 09.96	14618	D	320 kW	759	79
SK 2644 A	OM 446.936	01.92 - 09.96	14618	D	320 kW	759	79
SK 2644 S	OM 440.970	01.92 - 09.96	14618	D	320 kW	759	79
SK 2644 S	OM 446.922	01.92 - 09.96	14618	D	320 kW	759	79
SK 2644, 2644 L	OM 440.970	01.92 - 09.96	14618	D	320 kW	759	79
SK 2644, 2644 L	OM 440.978	01.92 - 09.96	14618	D	320 kW	759	79
SK 2644, 2644 L	OM 446.922	01.92 - 09.96	14618	D	320 kW	759	79
SK 2645 AS	OM 442.989	02.90 - 09.96	14618	D	362 kW	759	79
SK 2648 AK	OM 440.973	02.90 - 08.94	14618	D	362 - 370 kW	759	79
SK 2648 AK	OM 442.989	02.90 - 08.94	14618	D	362 - 370 kW	759	79
SK 2648 AS	OM 442.989	07.88 - 08.94	14618	D	362 - 370 kW	759	79
SK 2648 AS	OM 442.997	07.88 - 08.94	14618	D	362 - 370 kW	759	79
SK 2648 S	OM 442.983	12.88 - 07.92	14618	D	329 kW	759	79
SK 2648 S	OM 442.985	12.88 - 07.92	14618	D	353 - 362 kW	759	79
SK 2648 S	OM 442.989	12.88 - 07.92	14618	D	353 - 362 kW	759	79
SK 2648 S	OM 442.992	12.88 - 07.92	14618	D	353 - 362 kW	759	79
SK 2648 S	OM 442.994	12.88 - 07.92	14618	D	353 - 362 kW	759	79
SK 2650 AK	OM 440.971	07.88 - 08.94	14618	D	362 - 370 kW	759	79
SK 2650 AK	OM 442.989	07.88 - 08.94	14618	D	362 - 370 kW	759	79
SK 2650 AK	OM 442.997	07.88 - 08.94	14618	D	362 - 370 kW	759	79
SK 2650 AS	OM 440.971	01.94 - 09.96	14618	D	362 - 370 kW	759	79
SK 2650 AS	OM 440.982	01.94 - 09.96	14618	D	362 - 370 kW	759	79
SK 2650 AS	OM 442.989	01.94 - 09.96	14618	D	362 - 370 kW	759	79
SK 2650 AS	OM 442.997	01.94 - 09.96	14618	D	362 - 370 kW	759	79
SK 2650 A	OM 440.982	07.87 - 09.96	14618	D	370 kW	759	79
SK 2650 K	OM 442.989	07.88 - 08.94	14618	D	362 - 370 kW	759	79
SK 2650 K	OM 442.994	07.88 - 08.94	14618	D	362 - 370 kW	759	79
SK 2650 K	OM 442.997	07.88 - 08.94	14618	D	362 - 370 kW	759	79
SK 2650 S	OM 440.971	07.92 - 09.96	14618	D	370 kW	759	79
SK 2650 S	OM 440.973	07.92 - 09.96	14618	D	370 kW	759	79
SK 2650 S	OM 442.997	07.92 - 09.96	14618	D	370 kW	759	79
SK 2650, 2650 L	OM 440.973	07.92 - 09.96	14618	D	362 - 370 kW	759	79
SK 2650, 2650 L	OM 440.981	07.92 - 09.96	14618	D	362 - 370 kW	759	79
SK 2650, 2650 L	OM 442.989	07.92 - 09.96	14618	D	362 - 370 kW	759	79
SK 2650, 2650 L	OM 442.997	07.92 - 09.96	14618	D	362 - 370 kW	759	79
SK 2653, 2653 L	OM 446.920	09.95 - 09.96	14618	D	390 kW	759	79
SK 2653 AK	OM 446.946	07.92 - 09.96	14618	D	390 kW	759	79
SK 3050	OM 446.933	01.94 - 09.96	14618	D	390 kW	759	79
SK 3053 S	OM 440.976	12.93 - 09.96	14618	D	370 kW	759	79
SK 3229 B	OM 442.915	09.89 - 07.92	15078	D	213 - 218 kW	760	85
SK 3229 B	OM 442.916	09.89 - 07.92	15078	D	213 - 218 kW	760	85
SK 3229 B	OM 442.927	09.89 - 07.92	15078	D	213 - 218 kW	760	85
SK 3229 B	OM 442.928	09.89 - 07.92	15078	D	213 - 218 kW	760	85
SK 3229 K	OM 442.915	09.89 - 01.92	15078	D	210 - 218 kW	760	85
SK 3229 K	OM 442.916	09.89 - 01.92	15078	D	210 - 218 kW	760	85
SK 3229 K	OM 442.923	09.89 - 01.92	15078	D	210 - 218 kW	760	85
SK 3229 K	OM 442.927	09.89 - 01.92	15078	D	210 - 218 kW	760	85
SK 3229 K	OM 442.928	09.89 - 01.92	15078	D	210 - 218 kW	760	85
SK 3229	OM 442.915	09.89 - 08.94	15078	D	213 - 218 kW	760	85
SK 3229	OM 442.916	09.89 - 08.94	15078	D	213 - 218 kW	760	85
SK 3229	OM 442.927	09.89 - 08.94	15078	D	213 - 218 kW	760	85
SK 3229	OM 442.928	09.89 - 08.94	15078	D	213 - 218 kW	760	85
SK 3235 K	OM 442.950	07.87 - 07.92	14618	D	260 - 269 kW	759	79



MERCEDES-BENZ








							
SK 3235 K	OM 442.952	07.87 - 07.92	14618	D	260 - 269 kW	759	79
SK 3235 K	OM 442.959	07.87 - 07.92	14618	D	260 - 269 kW	759	79
SK 3235 L	OM 442.944	07.87 - 09.96	14618	D	260 kW	759	79
SK 3235 L	OM 442.963	07.87 - 09.96	14618	D	260 kW	759	79
SK 3235 L	OM 442.976	07.87 - 09.96	14618	D	260 kW	759	79
SK 3235	OM 442.944	10.88 - 07.92	14618	D	260 - 269 kW	759	79
SK 3235	OM 442.944	07.88 - 08.94	14618	D	260 kW	759	79
SK 3235	OM 442.959	10.88 - 07.92	14618	D	260 - 269 kW	759	79
SK 3235	OM 442.963	10.88 - 07.92	14618	D	260 - 269 kW	759	79
SK 3235	OM 442.963	07.88 - 08.94	14618	D	260 kW	759	79
SK 3235	OM 442.976	10.88 - 07.92	14618	D	260 - 269 kW	759	79
SK 3235	OM 442.976	07.88 - 08.94	14618	D	260 kW	759	79
SK 3238 L	OM 402.972	07.87 - 09.96	12760	D	280 kW	758	75
SK 3238 L	OM 402.985	07.87 - 09.96	12760	D	280 kW	758	75
SK 3238 L	OM 402.986	07.87 - 09.96	12760	D	280 kW	758	75
SK 3238 L	OM 446.924	07.87 - 09.96	14618	D	280 kW	759	79
SK 3238 L	OM 446.925	07.87 - 09.96	14618	D	280 kW	759	79
SK 3238 L	OM 446.927	07.87 - 09.96	14618	D	280 kW	759	79
SK 3238, 3238 L	OM 446.926	01.94 - 09.96	14618	D	280 kW	759	79
SK 3238	OM 402.971	10.90 - 09.96	12760	D	280 kW	758	75
SK 3238	OM 402.971	03.91 - 09.96	12760	D	280 kW	758	75
SK 3238	OM 402.973	10.90 - 09.96	12760	D	280 kW	758	75
SK 3238	OM 402.975	03.91 - 09.96	12760	D	280 kW	758	75
SK 3238	OM 402.977	10.90 - 09.96	12760	D	280 kW	758	75
SK 3238	OM 402.982	10.90 - 09.96	12760	D	280 kW	758	75
SK 3238	OM 402.985	03.91 - 09.96	12760	D	280 kW	758	75
SK 3238	OM 402.987	10.90 - 09.96	12763	D	280 kW	758	75
SK 3238	OM 446.924	03.91 - 09.96	14618	D	280 kW	759	79
SK 3244 L	OM 440.970	07.87 - 09.96	14618	D	320 kW	759	79
SK 3244 L	OM 446.922	07.87 - 09.96	14618	D	320 kW	759	79
SK 3244	OM 440.970	01.94 - 09.96	14618	D	320 kW	759	79
SK 3244	OM 440.980	01.94 - 09.96	14618	D	320 kW	759	79
SK 3244	OM 446.939	01.94 - 09.96	14618	D	320 kW	759	79
SK 3248	OM 442.984	07.87 - 09.96	14618	D	353 kW	759	79
SK 3248	OM 442.985	07.87 - 09.96	14618	D	353 kW	759	79
SK 3250 L	OM 440.971	07.87 - 09.96	14618	D	370 kW	759	79
SK 3250 L	OM 440.973	07.87 - 09.96	14618	D	370 kW	759	79
SK 3250 L	OM 440.975	07.87 - 09.96	14618	D	370 kW	759	79
SK 3250 L	OM 442.997	07.87 - 09.96	14618	D	370 kW	759	79
SK 3253, 3253 L	OM 446.920	01.96 - 09.96	14618	D	390 kW	759	79
SK 3253, 3253 L	OM 446.933	01.96 - 09.96	14618	D	390 kW	759	79
SK 3253, 3253 L	OM 446.945	01.96 - 09.96	14618	D	390 kW	759	79
SK 3529	OM 442.906	07.88 - 08.94	15078	D	213 - 218 kW	760	85
SK 3529	OM 442.907	07.88 - 08.94	15078	D	213 - 218 kW	760	85
SK 3529	OM 442.925	07.88 - 08.94	15078	D	213 - 218 kW	760	85
SK 3535 AK	OM 402.982	03.91 - 08.94	12760	D	280 kW	758	75
SK 3535 AK	OM 402.983	03.91 - 08.94	12763	D	280 kW	758	75
SK 3535 AK	OM 442.946	02.90 - 08.94	14618	D	266 kW	759	79
SK 3535 AK	OM 442.957	02.90 - 08.94	14618	D	266 kW	759	79
SK 3535 B	OM 442.945	10.88 - 08.94	14618	D	269 kW	759	79
SK 3535 B	OM 442.959	10.88 - 08.94	14618	D	269 kW	759	79
SK 3535 B	OM 442.989	10.88 - 08.94	14618	D	362 kW	759	79
SK 3535 K	OM 402.982	03.91 - 08.94	12760	D	280 kW	758	75
SK 3535 K	OM 402.983	03.91 - 08.94	12763	D	280 kW	758	75
SK 3535 K	OM 442.942	07.87 - 09.96	14618	D	260 kW	759	79
SK 3535 K	OM 442.945	10.88 - 08.94	14618	D	269 kW	759	79
SK 3535 K	OM 442.959	10.88 - 08.94	14618	D	269 kW	759	79
SK 3535 K	OM 442.966	07.87 - 09.96	14618	D	260 kW	759	79
SK 3535 K	OM 442.989	10.88 - 08.94	14618	D	362 kW	759	79
SK 3535 S	OM 440.940	07.88 - 08.94	14618	D	250 - 260 kW	759	79
SK 3535 S	OM 442.944	07.88 - 08.94	14618	D	250 - 260 kW	759	79
SK 3535 S	OM 442.964	07.88 - 08.94	14618	D	250 - 260 kW	759	79



			ccm		kW		1 POS
SK 3535	OM 442.942	07.88 - 08.94	14618	D	260 - 269 kW	759	79
SK 3535	OM 442.944	07.88 - 08.94	14618	D	260 - 269 kW	759	79
SK 3535	OM 442.959	07.88 - 08.94	14618	D	260 - 269 kW	759	79
SK 3535	OM 442.964	07.88 - 08.94	14618	D	260 - 269 kW	759	79
SK 3535	OM 442.966	07.88 - 08.94	14618	D	260 - 269 kW	759	79
SK 3538 AK	OM 402.973	03.91 - 09.96	12760	D	280 kW	758	75
SK 3538 AK	OM 402.978	03.91 - 09.96	12760	D	280 kW	758	75
SK 3538 AK	OM 402.982	03.91 - 09.96	12760	D	280 kW	758	75
SK 3538 AK	OM 402.983	03.91 - 09.96	12763	D	280 kW	758	75
SK 3538 AK	OM 402.987	03.91 - 09.96	12763	D	280 kW	758	75
SK 3538 AK	OM 446.926	01.94 - 09.96	14618	D	280 kW	759	79
SK 3538 AK	OM 446.930	01.94 - 09.96	14618	D	280 kW	759	79
SK 3538 AK	OM 446.931	01.94 - 09.96	14618	D	280 kW	759	79
SK 3538 K	OM 402.973	03.91 - 09.96	12760	D	280 kW	758	75
SK 3538 K	OM 402.978	03.91 - 09.96	12760	D	280 kW	758	75
SK 3538 K	OM 402.982	03.91 - 09.96	12760	D	280 kW	758	75
SK 3538 K	OM 402.983	03.91 - 09.96	12763	D	280 kW	758	75
SK 3538 K	OM 402.987	03.91 - 09.96	12763	D	280 kW	758	75
SK 3538 K	OM 446.926	01.94 - 09.96	14618	D	280 kW	759	79
SK 3538 K	OM 446.930	01.94 - 09.96	14618	D	280 kW	759	79
SK 3538	OM 402.971	09.91 - 09.96	12760	D	280 kW	758	75
SK 3538	OM 402.972	09.91 - 09.96	12760	D	280 kW	758	75
SK 3538	OM 402.973	09.91 - 09.96	12760	D	280 kW	758	75
SK 3538	OM 402.973	03.91 - 09.96	12760	D	280 kW	758	75
SK 3538	OM 402.974	09.91 - 09.96	12760	D	280 kW	758	75
SK 3538	OM 402.975	09.91 - 09.96	12760	D	280 kW	758	75
SK 3538	OM 402.977	09.91 - 09.96	12760	D	280 kW	758	75
SK 3538	OM 402.978	09.91 - 09.96	12760	D	280 kW	758	75
SK 3538	OM 402.978	03.91 - 09.96	12760	D	280 kW	758	75
SK 3538	OM 402.982	09.91 - 09.96	12760	D	280 kW	758	75
SK 3538	OM 402.983	09.91 - 09.96	12763	D	280 kW	758	75
SK 3538	OM 402.984	09.91 - 09.96	12760	D	280 kW	758	75
SK 3538	OM 402.985	09.91 - 09.96	12760	D	280 kW	758	75
SK 3538	OM 402.987	03.91 - 09.96	12763	D	280 kW	758	75
SK 3538	OM 440.987	03.91 - 09.96	14618	D	280 kW	759	79
SK 3538	OM 440.990	09.91 - 09.96	14618	D	280 kW	759	79
SK 3538	OM 446.924	09.91 - 09.96	14618	D	280 kW	759	79
SK 3538	OM 446.926	09.91 - 09.96	14618	D	280 kW	759	79
SK 3538	OM 446.926	03.91 - 09.96	14618	D	280 kW	759	79
SK 3544 AK	OM 440.970	03.91 - 09.96	14618	D	320 kW	759	79
SK 3544 AK	OM 440.980	03.91 - 09.96	14618	D	320 kW	759	79
SK 3544 AK	OM 440.985	03.91 - 09.96	14618	D	320 kW	759	79
SK 3544 K	OM 440.970	03.91 - 09.96	14618	D	320 kW	759	79
SK 3544	OM 440.970	01.92 - 09.96	14618	D	320 kW	759	79
SK 3544	OM 440.978	01.92 - 09.96	14618	D	320 kW	759	79
SK 3544	OM 446.922	01.92 - 09.96	14618	D	320 kW	759	79
SK 3548	OM 440.975	05.92 - 09.96	14618	D	362 - 370 kW	759	79
SK 3548	OM 442.993	05.92 - 09.96	14618	D	362 - 370 kW	759	79
SK 3550 K	OM 440.975	03.91 - 09.96	14618	D	370 kW	759	79
SK 3550 K	OM 440.982	03.91 - 09.96	14618	D	370 kW	759	79
SK 3550 K	OM 442.997	03.91 - 09.96	14618	D	370 kW	759	79
SK 3550 S, 3553 S	OM 440.975	05.92 - 09.96	14618	D	362 - 370 kW	759	79
SK 3550 S, 3553 S	OM 442.993	05.92 - 09.96	14618	D	362 - 370 kW	759	79
SK 3550 S, 3553 S	OM 442.997	05.92 - 09.96	14618	D	362 - 370 kW	759	79
SK 3550	OM 440.975	05.92 - 09.96	14618	D	362 - 370 kW	759	79
SK 3550	OM 440.976	05.92 - 09.96	14618	D	362 - 370 kW	759	79
SK 3550	OM 442.993	05.92 - 09.96	14618	D	362 - 370 kW	759	79
SK 3550	OM 442.997	05.92 - 09.96	14618	D	362 - 370 kW	759	79
SK 3553 S	OM 446.933	04.92 - 09.96	14618	D	390 kW	759	79
SK 3553, 3553 L	OM 446.920	01.94 - 09.96	14618	D	390 kW	759	79
SK 4050 A	OM 440.975	07.87 - 09.96	14618	D	370 kW	759	79
SK 4844 K	OM 440.984	03.91 - 09.96	14618	D	320 kW	759	79








MERCEDES-BENZ

							
SK 4844 K	OM 446.940	03.91 - 09.96	14618	D	320 kW	759	79
SK 4844	OM 440.970	12.91 - 08.94	14618	D	320 kW	759	79
SK 4844	OM 440.979	12.91 - 08.94	14618	D	320 kW	759	79
T2/L L 2624	OM 355.976	01.59 - 01.95	11581	D	175 - 184 kW	758	76
T2/L L 2624	OM 355.982	01.59 - 01.95	11581	D	175 - 184 kW	758	76
T2/L L 2624	OM 355.983	01.59 - 01.95	11581	D	175 - 184 kW	758	76
T2/L L 2628	OM 355.969	01.59 - 01.95	11581	D	206 kW	758	76
T2/L L 911	OM 352.911	01.68 - 07.95	5675	D	81 kW	755	64
T2/L L 911	OM 353.911	01.72 - 07.83	5675	D	124 kW	755	64
T2/L LA 2624	OM 355.960	01.59 - 01.95	11581	D	175 - 184 kW	758	76
T2/L LA 2624	OM 355.963	01.59 - 01.95	11581	D	175 - 184 kW	758	76
T2/L LA 2624	OM 355.975	01.59 - 01.95	11581	D	175 - 184 kW	758	76
T2/L LA 2624	OM 355.976	01.59 - 01.95	11581	D	175 - 184 kW	758	76
T2/L LA 2624	OM 355.981	01.59 - 01.95	11581	D	175 - 184 kW	758	76
T2/L LA 2624	OM 355.982	01.59 - 01.95	11581	D	175 - 184 kW	758	76
T2/L LA 2624	OM 355.983	01.59 - 01.95	11581	D	175 - 184 kW	758	76
T2/L LA 911	OM 352.908	01.72 - 12.95	5675	D	96 kW	755	64
T2/L LA 911	OM 352.990	01.72 - 12.95	5675	D	81 kW	755	64
T2/L LA 911	OM 353.911	01.72 - 12.95	5675	D	124 kW	755	64
T2/L LAB 2624	OM 355.963	01.59 - 01.95	11581	D	175 - 177 kW	758	76
T2/L LAB 2624	OM 355.976	01.59 - 01.95	11581	D	175 - 177 kW	758	76
T2/L LAB 2624	OM 355.983	01.59 - 01.95	11581	D	175 - 177 kW	758	76
T2/L LAK 2624	OM 355.963	01.59 - 01.95	11581	D	175 - 184 kW	758	76
T2/L LAK 2624	OM 355.976	01.59 - 01.95	11581	D	175 - 184 kW	758	76
T2/L LAK 2624	OM 355.982	01.59 - 01.95	11581	D	175 - 184 kW	758	76
T2/L LAK 2624	OM 355.983	01.59 - 01.95	11581	D	175 - 184 kW	758	76
T2/L LAS 2624	OM 355.963	01.59 - 01.95	11581	D	175 - 184 kW	758	76
T2/L LAS 2624	OM 355.976	01.59 - 01.95	11581	D	175 - 184 kW	758	76
T2/L LAS 2624	OM 355.982	01.59 - 01.95	11581	D	175 - 184 kW	758	76
T2/L LAS 2624	OM 355.983	01.59 - 01.95	11581	D	175 - 184 kW	758	76
T2/L LB 2624	OM 355.960	01.59 - 01.95	11581	D	175 - 177 kW	758	76
T2/L LB 2624	OM 355.975	01.59 - 01.95	11581	D	175 - 177 kW	758	76
T2/L LB 2624	OM 355.976	01.59 - 01.95	11581	D	175 - 177 kW	758	76
T2/L LB 2624	OM 355.983	01.59 - 01.95	11581	D	175 - 177 kW	758	76
T2/L LK 2624	OM 355.963	01.59 - 01.95	11581	D	175 - 184 kW	758	76
T2/L LK 2624	OM 355.975	01.59 - 01.95	11581	D	175 - 184 kW	758	76
T2/L LK 2624	OM 355.976	01.59 - 01.95	11581	D	175 - 184 kW	758	76
T2/L LK 2624	OM 355.981	01.59 - 01.95	11581	D	175 - 184 kW	758	76
T2/L LK 2624	OM 355.983	01.59 - 01.95	11581	D	175 - 184 kW	758	76
T2/L LK 2624	OM 355.984	01.59 - 01.95	11581	D	175 - 184 kW	758	76
T2/L LK 2628	OM 355.969	01.59 - 01.95	11581	D	206 kW	758	76
T2/L LK 911	OM 352.911	01.68 - 07.95	5675	D	81 kW	755	64
T2/L LKO 911	OM 352.911	01.68 - 07.95	5675	D	81 kW	755	64
T2/L LS 2624	OM 355.960	01.59 - 01.95	11581	D	175 - 184 kW	758	76
T2/L LS 2624	OM 355.975	01.59 - 01.95	11581	D	175 - 184 kW	758	76
T2/L LS 2624	OM 355.976	01.59 - 01.95	11581	D	175 - 184 kW	758	76
T2/L LS 2624	OM 355.981	01.59 - 01.95	11581	D	175 - 184 kW	758	76
T2/L LS 2624	OM 355.983	01.59 - 01.95	11581	D	175 - 184 kW	758	76
T2/L LS 2624	OM 355.984	01.59 - 01.95	11581	D	175 - 184 kW	758	76
T2/L LS 2628	OM 355.969	01.59 - 01.95	11581	D	206 kW	758	76
T2/L LS 911	OM 352.911	01.68 - 07.95	5675	D	81 kW	755	64
TOURISMO (O 350) Turismo	OM 402.970	08.95	12763	D	280 kW	758	75
TOURISMO (O 350) Turismo	OM 446.938	08.95	14618	D	280 kW	759	79
UNIMOG U 100, U 110, U 1100L	OM 353.901	01.77 - 05.88	5675	D	74 - 81 kW	755	64
UNIMOG U 100, U 110, U 1100L	OM 353.940	01.77 - 05.88	5675	D	74 - 81 kW	755	64
UNIMOG U 100, U 110, U 1100L	OM 353.980	01.77 - 05.88	5675	D	74 - 81 kW	755	64
UNIMOG U 100, U 110T, U 1100T	OM 353.901	01.77	5675	D	74 - 81 kW	755	64
UNIMOG U 100, U 110T, U 1100T	OM 353.940	01.77	5675	D	74 - 81 kW	755	64
UNIMOG U 100, U 110T, U 1100T	OM 353.980	01.77	5675	D	74 - 81 kW	755	64
UNIMOG U 1000T	OM 353.940	01.77 - 12.82	5675	D	81 kW	755	64
UNIMOG U 1000T	OM 353.980	01.77 - 12.82	5675	D	81 kW	755	64
UNIMOG U 1000	OM 353.962	01.77 - 05.88	5675	D	70 kW	755	64








MERCEDES-BENZ








			ccm		kw		1 POS
UNIMOG U 1000	OM 356.914	01.88	5958	D	75 kW	756	67
UNIMOG U 1000	OM 366.915	01.88	5958	D	75 kW	756	67
UNIMOG U 100L	OM 602.948	11.92	2874	D	71 kW	748	40
UNIMOG U 100L	OM 602.981	07.96	2874	D	85 - 90 kW	749	41
UNIMOG U 100L	OM 602.989	07.96	2874	D	85 - 90 kW	749	41
UNIMOG U 110,U 110L	OM 364.955	02.92	3972	D	75 - 77 kW	756	66
UNIMOG U 110,U 110L	OM 364.958	02.92	3972	D	75 - 77 kW	756	66
UNIMOG U 1150,U 1150L	OM 353.940	05.88	5675	D	81 kW	755	64
UNIMOG U 1150,U 1150L	OM 353.940	05.88	5675	D	81 kW	755	64
UNIMOG U 1150L	OM 353.907	05.88	5675	D	92 kW	755	64
UNIMOG U 1200T	OM 353.973	01.83 - 05.88	5675	D	92 kW	755	64
UNIMOG U 1200T	OM 353.995	01.83 - 05.88	5675	D	92 kW	755	64
UNIMOG U 1200T	OM 356.954	01.88	5958	D	92 kW	756	67
UNIMOG U 1200T	OM 366.949	01.88	5958	D	92 kW	756	67
UNIMOG U 1200	OM 353.973	02.82 - 05.88	5675	D	92 kW	755	64
UNIMOG U 1200	OM 353.995	02.82 - 05.88	5675	D	92 kW	755	64
UNIMOG U 1200	OM 356.950	01.88	5958	D	92 kW	756	67
UNIMOG U 1200	OM 356.954	01.88	5958	D	92 kW	756	67
UNIMOG U 1200	OM 366.949	01.88	5958	D	92 kW	756	67
UNIMOG U 125, U 1100L	OM 353.907	01.77 - 01.88	5675	D	92 kW	755	64
UNIMOG U 1250,U 1250L	OM 356.950	01.88	5958	D	92 kW	756	67
UNIMOG U 1250,U 1250L	OM 356.954	01.88	5958	D	92 kW	756	67
UNIMOG U 1250,U 1250L	OM 366.949	01.88	5958	D	92 kW	756	67
UNIMOG U 1250L	OM 366.955	05.88	5958	D	100 kW	756	67
UNIMOG U 1250	OM 353.973	12.84 - 05.88	5675	D	92 kW	755	64
UNIMOG U 1250	OM 353.995	12.84 - 05.88	5675	D	92 kW	755	64
UNIMOG U 130,U 140	OM 364.982	07.92	3972	D	98 - 103 kW	756	66
UNIMOG U 130,U 140	OM 364.985	07.92	3972	D	98 - 103 kW	756	66
UNIMOG U 1300 L	OM 382.917	01.77 - 05.88	5958	D	110 - 110 kW	756	67
UNIMOG U 1300,U 1300L	OM 353.961	01.77 - 05.88	5675	D	92 - 96 kW	755	64
UNIMOG U 1300,U 1300L	OM 353.973	01.77 - 05.88	5675	D	92 - 96 kW	755	64
UNIMOG U 1300	OM 353.973	01.77 - 12.84	5675	D	92 kW	755	64
UNIMOG U 1300	OM 353.995	01.77 - 12.84	5675	D	92 kW	755	64
UNIMOG U 1350L	OM 366.955	05.88	5958	D	100 kW	756	67
UNIMOG U 1400	OM 357.912	01.88	5958	D	100 kW	756	67
UNIMOG U 1400	OM 366.947	01.88	5958	D	100 kW	756	67
UNIMOG U 1400	OM 366.948	01.88	5958	D	100 kW	756	67
UNIMOG U 1400	OM 366.955	01.88	5958	D	100 kW	756	67
UNIMOG U 1400	OM 366.956	01.88	5958	D	100 kW	756	67
UNIMOG U 140L	OM 364.985	07.92	3972	D	100 - 103 kW	756	66
UNIMOG U 140T	OM 364.982	07.92	3972	D	98 kW	756	66
UNIMOG U 1450,U 1450L	OM 357.912	01.88	5958	D	100 kW	756	67
UNIMOG U 1450,U 1450L	OM 366.947	01.88	5958	D	100 kW	756	67
UNIMOG U 1450,U 1450L	OM 366.948	01.88	5958	D	100 kW	756	67
UNIMOG U 1450,U 1450L	OM 366.955	01.88	5958	D	100 kW	756	67
UNIMOG U 1450,U 1450L	OM 366.956	01.88	5958	D	100 kW	756	67
UNIMOG U 1500T	OM 353.958	01.77 - 05.88	5675	D	110 kW	755	64
UNIMOG U 1500	OM 353.958	01.77 - 05.88	5675	D	110 kW	755	64
UNIMOG U 1550 L	OM 353.961	02.86 - 05.88	5675	D	92 - 96 kW	755	64
UNIMOG U 1550 L	OM 353.995	02.86 - 05.88	5675	D	92 - 96 kW	755	64
UNIMOG U 1550L	OM 356.955	01.92	5958	D	114 kW	756	67
UNIMOG U 1550L	OM 356.956	01.92	5958	D	114 kW	756	67
UNIMOG U 1550L	OM 356.956	05.88	5958	D	115 kW	756	67
UNIMOG U 1550L	OM 356.980	05.88	5958	D	177 kW	756	67
UNIMOG U 1550L	OM 356.997	05.88	5958	D	150 - 157 kW	756	67
UNIMOG U 1550L	OM 357.924	05.88	5958	D	150 - 157 kW	756	67
UNIMOG U 1550L	OM 357.945	05.88	5958	D	177 kW	756	67
UNIMOG U 1550L	OM 366.955	05.88	5958	D	100 kW	756	67
UNIMOG U 1550L	OM 366.956	05.88	5958	D	100 kW	756	67
UNIMOG U 1550L	OM 366.963	01.92	5958	D	125 kW	756	67
UNIMOG U 1550L	OM 366.984	05.88	5958	D	150 - 157 kW	756	67
UNIMOG U 1550	OM 353.958	01.86 - 05.88	5675	D	110 kW	755	64



MERCEDES-BENZ

							
UNIMOG U 1600	OM 356.956	01.88	5958	D	115 kW	756	67
UNIMOG U 1600	OM 356.980	05.91	5958	D	177 kW	756	67
UNIMOG U 1600	OM 356.997	09.89	5958	D	150 - 157 kW	756	67
UNIMOG U 1600	OM 357.924	09.89	5958	D	150 - 157 kW	756	67
UNIMOG U 1600	OM 357.945	05.91	5958	D	177 kW	756	67
UNIMOG U 1600	OM 366.949	01.88	5958	D	115 kW	756	67
UNIMOG U 1600	OM 366.984	09.89	5958	D	150 - 157 kW	756	67
UNIMOG U 1650,U 1650L	OM 356.956	01.88	5958	D	115 kW	756	67
UNIMOG U 1650,U 1650L	OM 356.980	05.91	5958	D	177 kW	756	67
UNIMOG U 1650,U 1650L	OM 356.997	09.89	5958	D	150 - 157 kW	756	67
UNIMOG U 1650,U 1650L	OM 357.924	09.89	5958	D	150 - 157 kW	756	67
UNIMOG U 1650,U 1650L	OM 357.945	05.91	5958	D	177 kW	756	67
UNIMOG U 1650,U 1650L	OM 366.948	01.88	5958	D	115 kW	756	67
UNIMOG U 1650,U 1650L	OM 366.949	01.88	5958	D	115 kW	756	67
UNIMOG U 1650,U 1650L	OM 366.984	09.89	5958	D	150 - 157 kW	756	67
UNIMOG U 1700, U 1700 L	OM 356.957	09.88	5958	D	122 - 125 kW	756	67
UNIMOG U 1700, U 1700 L	OM 366.963	09.88	5958	D	122 - 125 kW	756	67
UNIMOG U 1700, U 1700 L	OM 382.950	09.88	5958	D	122 - 125 kW	756	67
UNIMOG U 1700,U 1700L	OM 353.959	05.78 - 09.88	5675	D	124 kW	755	64
UNIMOG U 1700L	OM 353.959	05.78 - 09.88	5675	D	124 kW	755	64
UNIMOG U 1700T	OM 356.957	09.88	5958	D	122 - 125 kW	756	67
UNIMOG U 1700T	OM 366.963	09.88	5958	D	122 - 125 kW	756	67
UNIMOG U 1750,U 1750L	OM 356.957	09.88	5958	D	122 - 127 kW	756	67
UNIMOG U 1750,U 1750L	OM 356.957	09.88	5958	D	122 - 127 kW	756	67
UNIMOG U 1750,U 1750L	OM 356.981	09.88	5958	D	122 - 127 kW	756	67
UNIMOG U 1750,U 1750L	OM 356.981	09.88	5958	D	122 - 127 kW	756	67
UNIMOG U 1750,U 1750L	OM 366.963	09.88	5958	D	122 - 127 kW	756	67
UNIMOG U 1750,U 1750L	OM 366.963	09.88	5958	D	122 - 127 kW	756	67
UNIMOG U 1800T	OM 356.998	04.92	5958	D	132 kW	756	67
UNIMOG U 1800	OM 356.998	04.92	5958	D	132 kW	756	67
UNIMOG U 1850,U 1850L	OM 356.998	04.92	5958	D	132 kW	756	67
UNIMOG U 2100T	OM 356.997	09.89	5958	D	155 - 157 kW	756	67
UNIMOG U 2100T	OM 366.984	09.89	5958	D	155 - 157 kW	756	67
UNIMOG U 2100	OM 356.997	09.89	5958	D	155 - 157 kW	756	67
UNIMOG U 2100	OM 366.984	09.89	5958	D	155 - 157 kW	756	67
UNIMOG U 2150,U 2150L	OM 356.980	09.89	5958	D	177 kW	756	67
UNIMOG U 2150,U 2150L	OM 356.997	09.89	5958	D	155 - 157 kW	756	67
UNIMOG U 2150,U 2150L	OM 357.924	09.89	5958	D	155 - 157 kW	756	67
UNIMOG U 2150,U 2150L	OM 357.945	09.89	5958	D	177 kW	756	67
UNIMOG U 2150,U 2150L	OM 366.984	09.89	5958	D	155 - 157 kW	756	67
UNIMOG U 2150	OM 356.997	09.89	5958	D	155 - 157 kW	756	67
UNIMOG U 2150	OM 366.984	09.89	5958	D	155 - 157 kW	756	67
UNIMOG U 2400TG	OM 356.980	07.93	5958	D	177 kW	756	67
UNIMOG U 2400TG	OM 357.945	07.93	5958	D	177 kW	756	67
UNIMOG U 2400	OM 356.980	05.91	5958	D	177 kW	756	67
UNIMOG U 2400	OM 357.945	05.91	5958	D	177 kW	756	67
UNIMOG U 2450,U 2450L	OM 356.980	05.91	5958	D	177 kW	756	67
UNIMOG U 2450,U 2450L	OM 357.945	05.91	5958	D	177 kW	756	67
UNIMOG U 2450L	OM 356.980	07.93	5958	D	177 kW	756	67
UNIMOG U 2450L	OM 357.945	07.93	5958	D	177 kW	756	67
UNIMOG U 45	OM 615.911	01.66 - 04.71	2197	D	33 kW	745	28
UNIMOG U 52, U 60, U 600,U 600L	OM 616.911	01.77 - 05.88	2404	D	38 - 44 kW	752	55
UNIMOG U 52, U 60, U 600,U 600L	OM 616.915	01.77 - 05.88	2399	D	38 - 44 kW	751	50
UNIMOG U 52, U 60, U 600,U 600L	OM 616.931	01.77 - 05.88	2399	D	38 - 44 kW	751	50
UNIMOG U 52, U 60, U 600,U 600L	OM 616.932	01.77 - 05.88	2404	D	38 - 44 kW	752	55
UNIMOG U 54	OM 314.916	04.66 - 03.72	3784	D	40 kW	754	62
UNIMOG U 600	OM 616.942	05.88	2404	D	38 - 44 kW	752	55
UNIMOG U 600	OM 616.942	05.88	2404	D	38 - 44 kW	752	55
UNIMOG U 600	OM 616.943	05.88	2404	D	38 - 44 kW	752	55
UNIMOG U 600	OM 616.943	05.88	2404	D	38 - 44 kW	752	55
UNIMOG U 60T, U 600T	OM 616.911	01.77 - 05.88	2404	D	38 - 44 kW	752	55
UNIMOG U 60T, U 600T	OM 616.915	01.77 - 05.88	2399	D	38 - 44 kW	751	50

		 ccm	 kW	 1 POS			
UNIMOG U 60T, U 600T	OM 616.931	01.77 - 05.88	2399	D	38 - 44 kW	751	50
UNIMOG U 60T, U 600T	OM 616.932	01.77 - 05.88	2404	D	38 - 44 kW	752	55
UNIMOG U 65 T, U 70 T	OM 352.919	01.62 - 01.88	5675	D	48 kW	755	64
UNIMOG U 65, U 70	OM 352.919	01.62 - 01.88	5675	D	48 kW	755	64
UNIMOG U 650,U 650L	OM 616.942	05.88	2404	D	38 - 44 kW	752	55
UNIMOG U 650,U 650L	OM 616.942	05.88	2404	D	38 - 44 kW	752	55
UNIMOG U 650,U 650L	OM 616.943	05.88	2404	D	38 - 44 kW	752	55
UNIMOG U 650,U 650L	OM 616.943	05.88	2404	D	38 - 44 kW	752	55
UNIMOG U 66, U 72	OM 314.917	03.69 - 01.88	3784	D	55 kW	754	62
UNIMOG U 72, U 80	OM 314.917	01.69 - 01.77	3784	D	48 - 55 kW	754	62
UNIMOG U 80 T, U 90 T	OM 352.903	05.66	5675	D	59 - 66 kW	755	64
UNIMOG U 80 T, U 90 T	OM 352.984	05.66	5675	D	59 - 66 kW	755	64
UNIMOG U 80, U 84, U 90	OM 352.903	05.69 - 01.88	5675	D	62 - 66 kW	755	64
UNIMOG U 80, U 84, U 90	OM 353.902	05.69 - 01.88	5675	D	62 - 66 kW	755	64
UNIMOG U 800L	OM 314.917	01.77 - 03.90	3784	D	53 - 55 kW	754	62
UNIMOG U 800	OM 314.917	01.77 - 03.90	3784	D	53 - 55 kW	754	62
UNIMOG U 800	OM 314.917	05.88 - 03.90	3784	D	53 - 55 kW	754	62
UNIMOG U 900	OM 353.902	01.77	5675	D	62 kW	755	64
UNIMOG U 900	OM 353.902	05.88	5675	D	62 kW	755	64
UNIMOG U 900	OM 353.940	01.77 - 01.88	5675	D	81 kW	755	64
UNIMOG U 900	OM 356.912	11.88	5958	D	81 kW	756	67
UNIMOG U 900	OM 366.939	11.88	5958	D	81 kW	756	67
UNIMOG U 90	OM 602.941	11.92	2874	D	65 kW	748	40
UNIMOG U 90	OM 602.981	07.96	2874	D	85 - 90 kW	749	41
UNIMOG U 90	OM 602.989	07.96	2874	D	85 - 90 kW	749	41
UNIMOG U S 404	OM 615.911	01.68	2197	D	33 kW	745	28
UNIMOG UX 100H,U X 100M	OM 602.981	09.96	2874	D	80 - 90 kW	749	41
UNIMOG UX 100H,U X 100M	OM 602.989	09.96	2874	D	80 - 90 kW	749	41



MERCEDES-BENZ

ENGINE	\varnothing	ccm	kW	1 POS	ENGINE	\varnothing	ccm	kW	1 POS						
M 102.910	89,000	4	1797	80 kW	B	747	36	M 111.921	85,300	4	1799	89 - 90 kW	B	742	16
M 102.919	89,000	4	1797	77 kW	B	747	36	M 111.940	89,900	4	1998	100 kW	B	750	48
M 102.920	89,000	4	1997	74 - 80 kW	B	747	37	M 111.941	89,900	4	1998	100 kW	B	750	48
M 102.921	89,000	4	1996	63 - 77 kW	B	747	36	M 111.942	89,900	4	1998	100 kW	B	750	48
M 102.922	89,000	4	1996	75 - 80 kW	B	747	36	M 111.943	89,900	4	1998	132 - 141 kW	B	750	48
M 102.924	89,000	4	1996	75 - 77 kW	B	747	36	M 111.944	89,900	4	1998	132 - 141 kW	B	750	48
M 102.938	89,000	4	1997	63 kW	B	747	36	M 111.945	89,900	4	1998	100 kW	B	750	48
M 102.939	89,000	4	1997	74 - 80 kW	B	747	37	M 111.946	89,900	4	1998	100 kW	B	750	48
M 102.942	95,500	4	2299	70 kW	B	753	60	M 111.947	89,900	4	1998	137 kW	B	750	48
M 102.943	95,500	4	2299	70 kW	B	753	60	M 111.948	89,900	4	1998	95 kW	B	750	48
M 102.945	95,500	4	2299	77 kW	B	753	60	M 111.950	89,900	4	1998	95 kW	B	750	48
M 102.946	95,500	4	2299	70 - 77 kW	B	753	60	M 111.951	89,900	4	1998	95 kW	B	750	48
M 102.955	95,500	4	2299	63 kW	B	753	61	M 111.952	89,900	4	1998	95 kW	B	750	48
M 102.958	95,500	4	2299	79 kW	B	753	60	M 111.955	89,900	4	1998	120 kW	B	750	48
M 102.959	95,500	4	2299	70 kW	B	753	60	M 111.956	89,900	4	1998	120 kW	B	750	48
M 102.961	89,000	4	1996	83 - 93 kW	B	747	36	M 111.957	89,900	4	1998	120 kW	B	750	48
M 102.962	89,000	4	1996	83 - 90 kW	B	747	36	M 111.958	89,900	4	1998	120 kW	B	750	48
M 102.963	89,000	4	1996	87 - 90 kW	B	747	36	M 111.960	89,900	4	2199	110 kW	B	750	48
M 102.964	89,000	4	1997	80 kW	B	747	36	M 111.961	89,900	4	2199	110 kW	B	750	48
M 102.965	89,000	4	1996	80 - 85 kW	B	747	36	M 111.970	90,900	4	2295	110 kW	B	750	49
M 102.979	95,500	4	2299	90 kW	B	753	60	M 111.973	90,900	4	2295	138 - 142 kW	B	750	49
M 102.980	95,500	4	2299	100 kW	B	753	61	M 111.974	90,900	4	2295	110 kW	B	750	49
M 102.981	95,500	4	2299	92 kW	B	753	60	M 111.975	90,900	4	2295	138 - 142 kW	B	750	49
M 102.982	95,500	4	2299	97 - 100 kW	B	753	60	M 111.977	90,900	4	2295	110 kW	B	750	49
M 102.983	95,500	4	2299	125 - 136 kW	B	753	60	M 111.978	90,900	4	2295	105 kW	B	750	49
M 102.985	95,500	4	2299	97 - 100 kW	B	753	60	M 111.979	90,900	4	2295	95 - 105 kW	B/G	750	49
M 102.987	95,500	4	2299	90 - 92 kW	B	753	60	M 111.980	90,900	4	2295	105 kW	B	750	49
M 102.989	95,500	4	2298	93 kW	B	753	60	M 111.981	90,900	4	2295	143 - 145 kW	B	750	49
M 102.990	95,500	4	2498	143 - 150 kW	B	753	60	M 111.982	90,900	4	2295	145 kW	B	750	49
M 102.991	95,500	4	2498	143 kW	B	753	60	M 111.983	90,900	4	2295	143 - 145 kW	B	750	49
M 102.992	95,500	4	2498	143 - 173 kW	B	753	60	M 111.984	90,900	4	2295	92 - 105 kW	B/G	750	49
M 102.996	95,500	4	2299	92 kW	B	753	60	M 115.900	87,000	4	2197	40 kW	B	742	17
M 102.997	95,500	4	2299	92 kW	B	753	60	M 115.920	87,000	4	2197	77 kW	B	742	17
M 102.998	95,500	4	2299	90 - 92 kW	B	753	60	M 115.921	87,000	4	2197	63 kW	B	742	17
M 103.940	82,900	6	2597	118 - 122 kW	B	741	9	M 115.922	87,000	4	2197	62 kW	B	742	17
M 103.941	82,900	6	2599	118 - 122 kW	B	741	9	M 115.923	87,000	4	1988	62 - 70 kW	B	742	17
M 103.942	82,900	6	2597	118 - 122 kW	B	741	9	M 115.924	87,000	4	2197	66 kW	B	742	17
M 103.943	82,900	6	2597	118 kW	B	741	9	M 115.926	87,000	4	1988	62 - 70 kW	B	742	17
M 103.980	88,500	6	2960	138 kW	B	747	34	M 115.927	87,000	4	2197	63 kW	B	742	17
M 103.981	88,500	6	2960	132 - 138 kW	B	747	34	M 115.928	87,000	4	2197	55 kW	B	742	17
M 103.982	88,500	6	2960	132 - 138 kW	B	747	34	M 115.929	87,000	4	2197	55 kW	B	742	17
M 103.983	88,500	6	2960	132 - 138 kW	B	747	34	M 115.932	87,000	4	2197	48 kW	B	742	17
M 103.984	88,500	6	2960	140 kW	B	747	34	M 115.933	87,000	4	2197	62 kW	B	742	17
M 103.985	88,500	6	2960	132 kW	B	747	34	M 115.934	87,000	4	2197	55 kW	B	742	17
M 103.987	88,500	6	2960	125 - 128 kW	B	747	34	M 115.935	87,000	4	2197	55 kW	B	742	17
M 104.900	81,000	6	2792	128 kW	B	740	7	M 115.938	87,000	4	1988	62 - 70 kW	B	742	17
M 104.941 (AMG 3.6)	91,000	6	3606	200 - 206 kW	B	752	54	M 115.939	87,000	4	1988	62 - 70 kW	B	742	17
M 104.941	89,900	6	2799	142 kW	B	750	47	M 115.951	93,750	4	2307	81 kW	B	753	59
M 104.942	89,900	6	2799	142 - 145 kW	B	750	47	M 115.952	93,750	4	2307	66 kW	B	753	59
M 104.943	89,900	6	2799	142 - 150 kW	B	750	47	M 115.954	93,750	4	2307	80 kW	B	753	59
M 104.944	89,900	6	2799	142 - 145 kW	B	750	47	M 115.955	93,750	4	2307	62 - 63 kW	B	753	59
M 104.945	89,900	6	2799	142 kW	B	750	47	M 115.970	93,750	4	2307	66 kW	B	753	59
M 104.980	88,500	6	2960	162 - 170 kW	B	747	34	M 115.971	93,750	4	2307	66 kW	B	753	59
M 104.981	88,500	6	2960	170 kW	B	747	34	M 115.972	93,750	4	2307	62 - 63 kW	B	753	59
M 104.990	89,900	6	3199	162 - 170 kW	B	750	47	M 115.973	93,750	4	2307	66 - 75 kW	B	753	59
M 104.991	89,900	6	3199	162 - 170 kW	B	750	47	M 115.974	93,750	4	2307	66 kW	B	753	59
M 104.992 (AMG 3.6)	91,000	6	3606	195 - 200 kW	B	752	54	M 120.980	89,000	12	5987	290 - 300 kW	B	747	37
M 104.992	89,900	6	3199	162 kW	B	750	47	M 120.981	89,000	12	5987	280 - 300 kW	B	747	37
M 104.994	89,900	6	3199	170 kW	B	750	47	M 120.982	89,000	12	5987	270 - 300 kW	B	747	37
M 104.995	89,900	6	3199	162 kW	B	750	47	M 120.983	89,000	12	5987	290 - 300 kW	B	747	37
M 104.996	89,900	6	3199	155 kW	B	750	47	M 160 E6AL B03	63,500	3	599	40 kW	B	740	1
M 111.920	85,300	4	1799	89 - 90 kW	B	742	16	M 160 E6AL B04	63,500	3	599	33 kW	B	740	1

MERCEDES-BENZ



ENGINE			ccm	kW			1 POS
M 160 E6AL B05	63,500	3	599	45 kW	B	740	1
M 161.971	90,900	4	2295	90 - 110 kW	B	750	49
M 166.940	80,000	4	1397	60 kW	B	740	5
M 166.960	80,000	4	1598	60 - 75 kW	B	740	5
M 166.961	80,000	4	1598	60 - 75 kW	B	740	5
M 166.990	84,000	4	1898	92 kW	B	742	14
M 166.991	84,000	4	1898	92 kW	B	742	14
M 166.995	84,000	4	2084	103 kW	B	742	14
M 200.711	72,200	4	1197	84 kW	B	740	3
M 266.920	83,000	4	1498	70 kW	B	741	10
M 266.940	83,000	4	1699	85 kW	B	741	10
M 266.960	83,000	4	2034	85 - 100 kW	B	741	10
M 266.980	83,000	4	2034	142 kW	B	741	10
M 270.910	83,000	4	1595	75 - 115 kW	B	741	11
M 271.820	82,000	4	1796	115 - 137 kW	B	741	8
M 271.860	82,000	4	1796	135 - 150 kW	B	741	8
M 271.861	82,000	4	1796	135 - 150 kW	B	741	8
M 271.910	82,000	4	1597	105 - 115 kW	B	741	8
M 271.911	82,000	4	1597	95 kW	B	741	8
M 271.921	82,000	4	1796	90 - 95 kW	B	741	8
M 271.940	82,000	4	1796	120 kW	B	741	8
M 271.941	82,000	4	1796	120 kW	B	741	8
M 271.942	82,000	4	1796	125 kW	B	741	8
M 271.944	82,000	4	1795	120 kW	B	741	8
M 271.946	82,000	4	1796	105 - 125 kW	B	741	8
M 271.948	82,000	4	1796	141 kW	B	741	8
M 271.950	82,000	4	1796	120 - 135 kW	B	741	8
M 271.951	82,000	4	1796	115 kW	B/G	741	8
M 271.952	82,000	4	1796	115 kW	B	741	8
M 271.954	82,000	4	1796	135 kW	B	741	8
M 271.955	82,000	4	1796	135 kW	B	741	8
M 271.956	82,000	4	1796	135 kW	B	741	8
M 271.957	82,000	4	1796	120 - 135 kW	B	741	8
M 271.958	82,000	4	1796	120 - 135 kW	B/G	741	8
M 274.910	83,000	4	1595	95 - 115 kW	B	741	11
OM 314.900	97,000	4	3780	46 - 63 kW	D	754	62
OM 314.910	97,000	4	3784	63 - 63 kW	D	754	62
OM 314.914	97,000	4	3782	35 - 62 kW	D	754	62
OM 314.915	97,000	4	3784	63 kW	D	754	62
OM 314.916	97,000	4	3784	40 kW	D	754	62
OM 314.917	97,000	4	3784	48 - 55 kW	D	754	62
OM 314.918	97,000	4	3782	53 kW	D	754	62
OM 314.919	97,000	4	3782	53 kW	D	754	62
OM 314.920	97,000	4	3782	55 kW	D	754	62
OM 314.921	97,000	4	3782	48 kW	D	754	62
OM 314.922	97,000	4	3782	57 kW	D	754	62
OM 314.940	97,000	4	3782	35 - 62 kW	D	754	62
OM 314.941	97,000	4	3782	35 - 62 kW	D	754	62
OM 314.942	97,000	4	3782	35 - 62 kW	D	754	62
OM 314.943	97,000	4	3782	35 - 62 kW	D	754	62
OM 314.944	97,000	4	3784	63 kW	D	754	62
OM 314.945	97,000	4	3782	35 - 62 kW	D	754	62
OM 314.946	97,000	4	3784	63 kW	D	754	62
OM 314.947	97,000	4	3782	35 - 62 kW	D	754	62
OM 314.948	97,000	4	3784	63 kW	D	754	62
OM 314.949	97,000	4	3782	35 - 62 kW	D	754	62
OM 314.950	97,000	4	3782	35 - 62 kW	D	754	62
OM 314.951	97,000	4	3782	35 - 66 kW	D	754	62
OM 314.953	97,000	4	3784	59 kW	D	754	62
OM 314.954	97,000	4	3782	35 - 62 kW	D	754	62
OM 314.956	97,000	4	3784	48 kW	D	754	62
OM 314.957	97,000	4	3784	53 kW	D	754	62

ENGINE			ccm	kW			1 POS
OM 314.958	97,000	4	3782	35 - 62 kW	D	754	62
OM 314.959	97,000	4	3784	63 kW	D	754	62
OM 314.960	97,000	4	3782	35 - 62 kW	D	754	62
OM 314.961	97,000	4	3784	63 kW	D	754	62
OM 314.962	97,000	4	3784	63 kW	D	754	62
OM 314.963	97,000	4	3784	63 kW	D	754	62
OM 314.964	97,000	4	3784	63 kW	D	754	62
OM 314.965	97,000	4	3784	63 kW	D	754	62
OM 314.967	97,000	4	3784	63 kW	D	754	62
OM 314.968	97,000	4	3784	60 - 60 kW	D	754	62
OM 314.970	97,000	4	3784	63 kW	D	754	62
OM 335.910	128,000	6	11581	176 kW	D	758	76
OM 335.930	128,000	6	11581	154 kW	D	758	76
OM 335.932	128,000	6	11581	176 kW	D	758	76
OM 340.930	97,000	4	3780	63 kW	D	754	62
OM 340.932	97,000	4	3780	62 kW	D	754	62
OM 341.900	97,000	6	5675	74 kW	D	754	63
OM 341.910	97,000	6	5675	74 kW	D	755	64
OM 341.911	97,000	6	5675	81 kW	D	755	64
OM 341.912	97,000	6	5675	96 kW	D	755	64
OM 341.913	97,000	6	5675	118 kW	D	755	64
OM 341.915	97,000	6	5675	96 kW	D	755	64
OM 341.918	97,000	6	5675	66 kW	D	755	64
OM 341.919	97,000	6	5675	74 kW	D	755	64
OM 341.931	97,000	6	5675	74 kW	D	755	64
OM 341.932	97,000	6	5675	96 kW	D	755	64
OM 341.933	97,000	6	5675	96 kW	D	755	64
OM 341.934	97,000	6	5675	62 kW	D	755	64
OM 341.935	97,000	6	5675	96 kW	D	755	64
OM 341.936	97,000	6	5675	96 kW	D	755	64
OM 341.937	97,000	6	5675	96 kW	D	755	64
OM 341.938	97,000	6	5675	66 kW	D	755	64
OM 341.939	97,000	6	5675	96 kW	D	755	64
OM 341.941	97,000	6	5675	96 kW	D	755	64
OM 341.943	97,000	6	5675	115 kW	D	755	64
OM 341.946	97,000	6	5675	96 kW	D	755	64
OM 341.947	97,000	6	5675	96 kW	D	755	64
OM 341.948	97,000	6	5675	96 kW	D	755	64
OM 341.949	97,000	6	5675	96 kW	D	755	64
OM 341.950	97,000	6	5675	96 kW	D	755	64
OM 341.951	97,000	6	5675	96 kW	D	755	64
OM 341.995	97,000	6	5675	96 kW	D	755	64
OM 341.996	97,000	6	5675	115 kW	D	755	64
OM 343.910	97,000	4	3780	62 kW	D	754	62
OM 343.932	97,000	4	3780	63 kW	D	754	62
OM 343.934	97,000	4	3780	63 kW	D	754	62
OM 344.905	97,000	6	5675	96 kW	D	755	64
OM 344.912	97,000	6	5675	96 kW	D	755	64
OM 344.913	97,000	6	5675	115 kW	D	755	64
OM 344.930	97,000	6	5675	96 kW	D	755	64
OM 344.931	97,000	6	5675	115 kW	D	755	64
OM 344.932	97,000	6	5675	96 kW	D	755	64
OM 344.933	97,000	6	5675	96 kW	D	755	64
OM 344.934	97,000	6	5675	115 kW	D	755	64
OM 344.937	97,000	6	5675	115 kW	D	755	64
OM 344.938	97,000	6	5675	115 kW	D	755	64
OM 344.939	97,000	6	5675	115 kW	D	755	64
OM 344.940	97,000	6	5675	96 kW	D	755	64
OM 344.941	97,000	6	5675	96 kW	D	755	64
OM 344.943	97,000	6	5675	96 kW	D	755	64
OM 344.944	97,000	6	5675	96 kW	D	755	64
OM 344.945	97,000	6	5675	96 kW	D	755	64



MERCEDES-BENZ

ENGINE	\varnothing	ccm	kW			1	POS	ENGINE	\varnothing	ccm	kW			1	POS
OM 344.946	97,000	6	5675	96 kW	D	755	64	OM 352.966	97,000	6	5675	79 kW	D	755	64
OM 344.948	97,000	6	5675	115 kW	D	755	64	OM 352.967	97,000	6	5675	74 kW	D	755	64
OM 344.949	97,000	6	5675	96 kW	D	755	64	OM 352.968	97,000	6	5675	115 kW	D	755	64
OM 344.951	97,000	6	5675	115 kW	D	755	64	OM 352.969	97,000	6	5675	96 kW	D	755	64
OM 344.952	97,000	6	5675	124 kW	D	755	64	OM 352.970	97,000	6	5675	81 kW	D	755	64
OM 344.963	97,000	6	5675	96 kW	D	755	64	OM 352.971	97,000	6	5675	74 kW	D	755	64
OM 345.900	128,000	5	9651	141 kW	D	759	77	OM 352.972	97,000	6	5675	74 kW	D	755	64
OM 345.910	128,000	6	11581	177 kW	D	758	76	OM 352.973	97,000	6	5675	74 kW	D	755	64
OM 345.912	128,000	6	11581	177 kW	D	758	76	OM 352.974	97,000	6	5675	74 kW	D	755	64
OM 345.913	128,000	6	11581	210 kW	D	758	76	OM 352.975	97,000	6	5675	74 kW	D	755	64
OM 345.915	128,000	5	9651	141 kW	D	759	77	OM 352.976	97,000	6	5675	81 kW	D	755	64
OM 345.932	128,000	6	11581	147 kW	D	758	76	OM 352.978	97,000	6	5675	96 kW	D	755	64
OM 345.933	128,000	6	11581	137 kW	D	758	76	OM 352.979	97,000	6	5675	81 kW	D	755	64
OM 345.936	128,000	6	11581	154 kW	D	758	76	OM 352.980	97,000	6	5675	96 kW	D	755	64
OM 345.937	128,000	6	11581	177 kW	D	758	76	OM 352.981	97,000	6	5675	81 kW	D	755	64
OM 345.952	128,000	6	11581	235 kW	D	758	76	OM 352.982	97,000	6	5675	81 kW	D	755	64
OM 345.953	128,000	6	11581	250 kW	D	758	76	OM 352.983	97,000	6	5675	81 kW	D	755	64
OM 345.960	128,000	6	11581	210 kW	D	758	76	OM 352.984	97,000	6	5675	59 kW	D	755	64
OM 352.901	97,000	6	5675	95 - 96 kW	D	755	64	OM 352.985	97,000	6	5675	81 kW	D	755	64
OM 352.902	97,000	6	5675	52 kW	D	755	64	OM 352.986	97,000	6	5675	81 kW	D	755	64
OM 352.903	97,000	6	5675	66 kW	D	755	64	OM 352.987	97,000	6	5675	93 kW	D	755	64
OM 352.904	97,000	6	5675	93 kW	D	755	64	OM 352.988	97,000	6	5675	96 kW	D	755	64
OM 352.905	97,000	6	5675	96 kW	D	755	64	OM 352.989	97,000	6	5675	81 kW	D	755	64
OM 352.906	97,000	6	5675	81 kW	D	755	64	OM 352.990	97,000	6	5675	81 kW	D	755	64
OM 352.907	97,000	6	5675	81 kW	D	755	64	OM 352.991	97,000	6	5675	93 kW	D	755	64
OM 352.908	97,000	6	5675	81 - 96 kW	D	755	64	OM 352.992	97,000	6	5675	93 kW	D	755	64
OM 352.909	97,000	6	5675	81 kW	D	755	64	OM 352.993	97,000	6	5675	96 kW	D	755	64
OM 352.910	97,000	6	5675	74 kW	D	755	64	OM 352.994	97,000	6	5675	110 kW	D	755	64
OM 352.911	97,000	6	5675	81 kW	D	755	64	OM 352.996	97,000	6	5675	96 kW	D	755	64
OM 352.912	97,000	6	5675	96 - 97 kW	D	755	64	OM 352.997	97,000	6	5675	96 kW	D	755	64
OM 352.913	97,000	6	5675	115 kW	D	755	64	OM 352.998	97,000	6	5675	96 kW	D	755	64
OM 352.914	97,000	6	5675	81 kW	D	755	64	OM 352.999	97,000	6	5675	79 kW	D	755	64
OM 352.915	97,000	6	5675	93 kW	D	755	64	OM 353.900	97,000	6	5675	96 kW	D	755	64
OM 352.916	97,000	6	5675	110 - 111 kW	D	755	64	OM 353.901	97,000	6	5675	74 kW	D	755	64
OM 352.917	97,000	6	5675	93 kW	D	755	64	OM 353.902	97,000	6	5675	62 kW	D	755	64
OM 352.918	97,000	6	5675	110 kW	D	755	64	OM 353.903	97,000	6	5675	81 kW	D	755	64
OM 352.919	97,000	6	5675	48 kW	D	755	64	OM 353.904	97,000	6	5675	96 kW	D	755	64
OM 352.930	97,000	6	5675	96 kW	D	755	64	OM 353.905	97,000	6	5675	74 kW	D	755	64
OM 352.931	97,000	6	5675	96 kW	D	755	64	OM 353.906	97,000	6	5675	130 kW	D	755	65
OM 352.932	97,000	6	5675	81 kW	D	755	64	OM 353.907	97,000	6	5675	92 kW	D	755	64
OM 352.933	97,000	6	5675	81 kW	D	755	64	OM 353.909	97,000	6	5675	124 - 125 kW	D	755	64
OM 352.934	97,000	6	5675	96 kW	D	755	64	OM 353.910	97,000	6	5675	124 kW	D	755	64
OM 352.935	97,000	6	5675	96 kW	D	755	64	OM 353.911	97,000	6	5675	124 kW	D	755	64
OM 352.936	97,000	6	5675	96 kW	D	755	64	OM 353.912	97,000	6	5675	124 kW	D	755	64
OM 352.937	97,000	6	5675	110 kW	D	755	64	OM 353.913	97,000	6	5675	124 kW	D	755	64
OM 352.938	97,000	6	5675	96 kW	D	755	64	OM 353.914	97,000	6	5675	124 kW	D	755	64
OM 352.939	97,000	6	5675	96 kW	D	755	64	OM 353.915	97,000	6	5675	81 kW	D	755	64
OM 352.942	97,000	6	5675	74 kW	D	755	64	OM 353.916	97,000	6	5675	81 kW	D	755	64
OM 352.943	97,000	6	5675	81 kW	D	755	64	OM 353.917	97,000	6	5675	96 kW	D	755	64
OM 352.944	97,000	6	5675	93 kW	D	755	64	OM 353.920	97,000	6	5675	124 kW	D	755	64
OM 352.945	97,000	6	5675	96 kW	D	755	64	OM 353.921	97,000	6	5675	110 kW	D	755	64
OM 352.946	97,000	6	5675	110 kW	D	755	64	OM 353.922	97,000	6	5675	88 kW	D	755	64
OM 352.948	97,000	6	5675	93 kW	D	755	64	OM 353.923	97,000	6	5675	81 kW	D	755	64
OM 352.949	97,000	6	5675	115 kW	D	755	64	OM 353.930	97,000	6	5675	62 kW	D	755	64
OM 352.950	97,000	6	5675	110 kW	D	755	64	OM 353.931	97,000	6	5675	81 kW	D	755	64
OM 352.953	97,000	6	5675	93 kW	D	755	64	OM 353.932	97,000	6	5675	88 kW	D	755	64
OM 352.954	97,000	6	5675	93 kW	D	755	64	OM 353.933	97,000	6	5675	88 kW	D	755	64
OM 352.955	97,000	6	5675	93 kW	D	755	64	OM 353.934	97,000	6	5675	88 kW	D	755	64
OM 352.959	97,000	6	5675	96 kW	D	755	64	OM 353.935	97,000	6	5675	88 kW	D	755	64
OM 352.963	97,000	6	5675	96 kW	D	755	64	OM 353.936	97,000	6	5675	81 kW	D	755	64
OM 352.964	97,000	6	5675	96 kW	D	755	64	OM 353.937	97,000	6	5675	92 kW	D	755	64
OM 352.965	97,000	6	5675	69 kW	D	755	64	OM 353.938	97,000	6	5675	88 kW	D	755	64



ENGINE			ccm	kW			1 POS
OM 353.939	97,000	6	5675	124 kW	D	755	64
OM 353.940	97,000	6	5675	81 kW	D	755	64
OM 353.941	97,000	6	5675	96 kW	D	755	64
OM 353.942	97,000	6	5675	96 kW	D	755	64
OM 353.943	97,000	6	5675	96 kW	D	755	64
OM 353.944	97,000	6	5675	96 kW	D	755	64
OM 353.945	97,000	6	5675	96 kW	D	755	64
OM 353.946	97,000	6	5675	96 kW	D	755	64
OM 353.949	97,000	6	5675	81 kW	D	755	64
OM 353.950	97,000	6	5675	124 kW	D	755	64
OM 353.951	97,000	6	5675	124 kW	D	755	64
OM 353.952	97,000	6	5675	124 kW	D	755	64
OM 353.953	97,000	6	5675	124 kW	D	755	64
OM 353.954	97,000	6	5675	124 kW	D	755	64
OM 353.957	97,000	6	5675	92 kW	D	755	64
OM 353.958	97,000	6	5675	110 kW	D	755	64
OM 353.959	97,000	6	5675	124 kW	D	755	64
OM 353.960	97,000	6	5675	88 kW	D	755	64
OM 353.961	97,000	6	5675	96 kW	D	755	64
OM 353.962	97,000	6	5675	70 kW	D	755	64
OM 353.963	97,000	6	5675	96 kW	D	755	64
OM 353.964	97,000	6	5675	96 kW	D	755	64
OM 353.965	97,000	6	5675	96 kW	D	755	64
OM 353.966	97,000	6	5675	96 kW	D	755	64
OM 353.967	97,000	6	5675	74 kW	D	755	64
OM 353.968	97,000	6	5675	96 kW	D	755	64
OM 353.969	97,000	6	5675	96 kW	D	755	64
OM 353.970	97,000	6	5675	124 kW	D	755	64
OM 353.971	97,000	6	5675	124 kW	D	755	64
OM 353.972	97,000	6	5675	124 kW	D	755	64
OM 353.973	97,000	6	5675	92 kW	D	755	64
OM 353.974	97,000	6	5675	127 kW	D	755	64
OM 353.975	97,000	6	5675	124 kW	D	755	64
OM 353.976	97,000	6	5675	110 kW	D	755	64
OM 353.977	97,000	6	5675	124 kW	D	755	64
OM 353.978	97,000	6	5675	127 kW	D	755	64
OM 353.980	97,000	6	5675	81 kW	D	755	64
OM 353.981	97,000	6	5675	96 kW	D	755	64
OM 353.982	97,000	6	5675	96 kW	D	755	64
OM 353.983	97,000	6	5675	96 kW	D	755	64
OM 353.984	97,000	6	5675	96 kW	D	755	64
OM 353.985	97,000	6	5675	70 kW	D	755	64
OM 353.988	97,000	6	5675	96 kW	D	755	65
OM 353.989	97,000	6	5675	96 kW	D	755	64
OM 353.991	97,000	6	5675	124 kW	D	755	64
OM 353.995	97,000	6	5675	92 kW	D	755	64
OM 353.996	97,000	6	5675	51 - 96 kW	D	755	65
OM 353.997	97,000	6	5675	124 kW	D	755	64
OM 353.998	97,000	6	5675	81 kW	D	755	65
OM 353.999	97,000	6	5675	81 kW	D	755	65
OM 354.900	97,500	4	3972	77 kW	D	756	66
OM 354.901	97,500	4	3972	77 kW	D	756	66
OM 354.902	97,500	4	3972	77 kW	D	756	66
OM 354.903	97,500	4	3972	77 kW	D	756	66
OM 354.920	97,500	4	3972	103 kW	D	756	66
OM 354.921	97,500	4	3972	103 kW	D	756	66
OM 354.922	97,500	4	3972	103 kW	D	756	66
OM 354.923	97,500	4	3972	103 kW	D	756	66
OM 354.924	97,500	4	3972	103 kW	D	756	66
OM 354.925	97,500	4	3972	103 kW	D	756	66
OM 354.926	97,500	4	3972	103 kW	D	756	66
OM 355.910	128,000	6	11581	169 kW	D	758	76

ENGINE			ccm	kW			1 POS
OM 355.911	128,000	6	11581	169 kW	D	758	76
OM 355.912	128,000	6	11581	169 kW	D	758	76
OM 355.913	128,000	6	11581	169 kW	D	758	76
OM 355.914	128,000	6	11581	169 kW	D	758	76
OM 355.915	128,000	6	11581	169 kW	D	758	76
OM 355.916	128,000	6	11581	169 kW	D	758	76
OM 355.917	128,000	6	11581	169 kW	D	759	77
OM 355.918	128,000	6	11581	169 kW	D	758	76
OM 355.960	128,000	6	11581	176 kW	D	758	76
OM 355.961	128,000	6	11581	155 kW	D	758	76
OM 355.962	128,000	6	11581	177 kW	D	758	76
OM 355.963	128,000	6	11581	176 kW	D	758	76
OM 355.964	128,000	6	11581	177 kW	D	758	76
OM 355.965	128,000	6	11581	191 kW	D	759	77
OM 355.966	128,000	6	11581	155 kW	D	758	76
OM 355.967	128,000	6	11581	177 kW	D	758	76
OM 355.968	128,000	6	11581	191 kW	D	758	76
OM 355.969	128,000	6	11581	206 kW	D	758	76
OM 355.970	128,000	6	11581	191 kW	D	758	76
OM 355.972	128,000	6	11581	136 kW	D	758	76
OM 355.973	128,000	6	11581	177 kW	D	758	76
OM 355.974	128,000	6	11581	177 kW	D	758	76
OM 355.975	128,000	6	11581	176 kW	D	758	76
OM 355.976	128,000	6	11581	176 kW	D	758	76
OM 355.977	128,000	6	11581	205 kW	D	758	76
OM 355.978	128,000	6	11581	177 kW	D	758	76
OM 355.979	128,000	6	11581	177 kW	D	758	76
OM 355.980	128,000	6	11581	177 kW	D	758	76
OM 355.981	128,000	6	11581	184 kW	D	758	76
OM 355.982	128,000	6	11581	184 kW	D	758	76
OM 355.983	128,000	6	11581	177 kW	D	758	76
OM 355.984	128,000	6	11581	177 kW	D	758	76
OM 356.901	97,500	6	5958	95 kW	D	756	67
OM 356.902	97,500	6	5958	95 kW	D	756	67
OM 356.903	97,500	6	5958	95 kW	D	756	67
OM 356.904	97,500	6	5958	95 kW	D	756	67
OM 356.905	97,500	6	5958	95 kW	D	756	67
OM 356.906	97,500	6	5958	95 kW	D	756	67
OM 356.907	97,500	6	5958	95 kW	D	756	67
OM 356.908	97,500	6	5958	95 kW	D	756	67
OM 356.909	97,500	6	5958	95 kW	D	756	67
OM 356.910	97,500	6	5958	95 kW	D	756	67
OM 356.911	97,500	6	5958	95 kW	D	756	67
OM 356.912	97,500	6	5958	81 kW	D	756	67
OM 356.913	97,500	6	5958	100 kW	D	756	67
OM 356.914	97,500	6	5958	75 kW	D	756	67
OM 356.915	97,500	6	5958	97 kW	D	756	67
OM 356.916	97,500	6	5958	97 kW	D	756	67
OM 356.940	97,500	6	5958	129 kW	D	756	67
OM 356.941	97,500	6	5958	116 kW	D	756	67
OM 356.943	97,500	6	5958	121 kW	D	756	67
OM 356.944	97,500	6	5958	116 kW	D	756	67
OM 356.945	97,500	6	5958	116 kW	D	756	67
OM 356.946	97,500	6	5958	116 kW	D	756	67
OM 356.947	97,500	6	5958	116 kW	D	756	67
OM 356.948	97,500	6	5958	116 kW	D	756	67
OM 356.949	97,500	6	5958	116 kW	D	756	67
OM 356.950	97,500	6	5958	92 kW	D	756	67
OM 356.951	97,500	6	5958	116 kW	D	756	67
OM 356.952	97,500	6	5958	116 kW	D	756	67
OM 356.953	97,500	6	5958	116 kW	D	756	67
OM 356.954	97,500	6	5958	92 kW	D	756	67



MERCEDES-BENZ

ENGINE	\varnothing	ccm	kW			1	POS	ENGINE	\varnothing	ccm	kW			1	POS
OM 356.955	97,500	6	5958	114 kW	D	756	67	OM 357.941	97,500	6	5958	177 kW	D	756	67
OM 356.956	97,500	6	5958	114 - 115 kW	D	756	67	OM 357.942	97,500	6	5958	177 kW	D	756	67
OM 356.957	97,500	6	5958	122 kW	D	756	67	OM 357.943	97,500	6	5958	177 kW	D	756	67
OM 356.958	97,500	6	5958	116 kW	D	756	67	OM 357.944	97,500	6	5958	177 kW	D	756	67
OM 356.959	97,500	6	5958	121 kW	D	756	67	OM 357.945	97,500	6	5958	177 kW	D	756	67
OM 356.977	97,500	6	5958	177 kW	D	756	67	OM 357.946	97,500	6	5958	177 kW	D	756	67
OM 356.978	97,500	6	5958	155 kW	D	756	67	OM 357.947	97,500	6	5958	177 kW	D	756	67
OM 356.979	97,500	6	5958	177 kW	D	756	67	OM 357.948	97,500	6	5958	177 kW	D	756	67
OM 356.980	97,500	6	5958	177 kW	D	756	67	OM 357.949	97,500	6	5958	177 kW	D	756	67
OM 356.981	97,500	6	5958	127 kW	D	756	67	OM 357.961	97,500	6	5958	125 kW	D	756	67
OM 356.983	97,500	6	5958	177 kW	D	756	67	OM 357.962	97,500	6	5958	125 kW	D	756	67
OM 356.984	97,500	6	5958	155 kW	D	756	67	OM 357.963	97,500	6	5958	125 kW	D	756	67
OM 356.985	97,500	6	5958	150 kW	D	756	67	OM 362.906	97,000	6	5675	141 kW	D	755	64
OM 356.986	97,500	6	5958	155 kW	D	756	67	OM 362.909	97,000	6	5675	141 kW	D	755	64
OM 356.987	97,500	6	5958	155 kW	D	756	67	OM 362.910	97,000	6	5675	141 kW	D	755	64
OM 356.988	97,500	6	5958	177 kW	D	757	68	OM 364.900	97,500	4	3972	49 - 85 kW	D	756	66
OM 356.989	97,500	6	5958	177 kW	D	756	67	OM 364.901	97,500	4	3972	83 kW	D	756	66
OM 356.990	97,500	6	5958	155 kW	D	756	67	OM 364.905	97,500	4	3972	66 kW	D	756	66
OM 356.991	97,500	6	5958	177 kW	D	756	67	OM 364.906	97,500	4	3972	66 kW	D	756	66
OM 356.992	97,500	6	5958	155 kW	D	756	67	OM 364.907	97,500	4	3972	66 kW	D	756	66
OM 356.993	97,500	6	5958	155 kW	D	756	67	OM 364.908	97,500	4	3972	50 kW	D	756	66
OM 356.994	97,500	6	5958	155 kW	D	756	67	OM 364.909	97,500	4	3972	50 kW	D	756	66
OM 356.995	97,500	6	5958	155 kW	D	756	67	OM 364.911	97,500	4	3972	63 - 66 kW	D	756	66
OM 356.996	97,500	6	5958	155 kW	D	756	67	OM 364.912	97,500	4	3972	66 kW	D	756	66
OM 356.997	97,500	6	5958	157 kW	D	756	67	OM 364.913	97,500	4	3972	66 kW	D	756	66
OM 356.998	97,500	6	5958	132 kW	D	756	67	OM 364.914	97,500	4	3972	66 kW	D	756	66
OM 356.999	97,500	6	5958	177 kW	D	756	67	OM 364.916	97,500	4	3972	58 kW	D	756	66
OM 357.900	97,500	6	5958	125 kW	D	756	67	OM 364.917	97,500	4	3972	60 kW	D	756	66
OM 357.901	97,500	6	5958	125 kW	D	756	67	OM 364.918	97,500	4	3972	63 kW	D	756	66
OM 357.902	97,500	6	5958	125 kW	D	756	67	OM 364.919	97,500	4	3972	63 kW	D	756	66
OM 357.903	97,500	6	5958	125 kW	D	756	67	OM 364.920	97,500	4	3972	63 kW	D	756	66
OM 357.904	97,500	6	5958	125 kW	D	756	67	OM 364.921	97,500	4	3972	63 kW	D	756	66
OM 357.906	97,500	6	5958	125 kW	D	756	67	OM 364.950	97,500	4	3972	85 kW	D	756	66
OM 357.907	97,500	6	5958	125 kW	D	756	67	OM 364.951	97,500	4	3972	66 kW	D	756	66
OM 357.908	97,500	6	5958	125 kW	D	756	67	OM 364.952	97,500	4	3972	85 kW	D	756	66
OM 357.909	97,500	6	5958	125 kW	D	756	67	OM 364.953	97,500	4	3972	66 kW	D	756	66
OM 357.910	97,500	6	5958	125 kW	D	756	67	OM 364.954	97,500	4	3972	85 kW	D	756	66
OM 357.912	97,500	6	5958	100 kW	D	756	67	OM 364.955	97,500	4	3972	75 kW	D	756	66
OM 357.913	97,500	6	5958	120 kW	D	756	67	OM 364.956	97,500	4	3972	77 kW	D	756	66
OM 357.915	97,500	6	5958	125 kW	D	756	67	OM 364.957	97,500	4	3972	77 kW	D	756	66
OM 357.916	97,500	6	5958	125 kW	D	756	67	OM 364.958	97,500	4	3972	77 kW	D	756	66
OM 357.917	97,500	6	5958	125 kW	D	756	67	OM 364.959	97,500	4	3972	77 kW	D	756	66
OM 357.918	97,500	6	5958	125 kW	D	756	67	OM 364.979	97,500	4	3972	85 kW	D	756	66
OM 357.919	97,500	6	5958	125 kW	D	756	67	OM 364.980	97,500	4	3972	100 kW	D	756	66
OM 357.920	97,500	6	5958	155 kW	D	756	67	OM 364.981	97,500	4	3972	100 kW	D	756	66
OM 357.921	97,500	6	5958	155 kW	D	756	67	OM 364.982	97,500	4	3972	98 kW	D	756	66
OM 357.922	97,500	6	5958	155 kW	D	756	67	OM 364.983	97,500	4	3972	102 kW	D	756	66
OM 357.924	97,500	6	5958	155 kW	D	756	67	OM 364.984	97,500	4	3972	100 kW	D	756	66
OM 357.925	97,500	6	5958	155 kW	D	756	67	OM 364.985	97,500	4	3972	100 - 103 kW	D	756	66
OM 357.926	97,500	6	5958	155 kW	D	757	68	OM 364.986	97,500	4	3972	100 kW	D	756	66
OM 357.927	97,500	6	5958	155 kW	D	756	67	OM 364.987	97,500	4	3972	100 kW	D	756	66
OM 357.929	97,500	6	5958	155 kW	D	756	67	OM 364.989	97,500	4	3972	100 kW	D	756	66
OM 357.930	97,500	6	5958	155 kW	D	756	67	OM 366.901	97,500	6	5958	135 - 136 kW	D	756	67
OM 357.931	97,500	6	5958	155 kW	D	756	67	OM 366.905	97,500	6	5958	100 kW	D	756	67
OM 357.932	97,500	6	5958	155 kW	D	756	67	OM 366.906	97,500	6	5958	100 kW	D	756	67
OM 357.933	97,500	6	5958	155 kW	D	756	67	OM 366.907	97,500	6	5958	100 kW	D	756	67
OM 357.934	97,500	6	5958	155 kW	D	757	68	OM 366.908	97,500	6	5958	81 kW	D	756	67
OM 357.935	97,500	6	5958	155 kW	D	757	68	OM 366.909	97,500	6	5958	100 kW	D	756	67
OM 357.936	97,500	6	5958	155 kW	D	756	67	OM 366.910	97,500	6	5958	100 kW	D	756	67
OM 357.937	97,500	6	5958	155 kW	D	756	67	OM 366.911	97,500	6	5958	96 kW	D	756	67
OM 357.938	97,500	6	5958	155 kW	D	757	68	OM 366.912	97,500	6	5958	74 kW	D	756	67
OM 357.940	97,500	6	5958	177 kW	D	756	67	OM 366.913	97,500	6	5958	100 kW	D	756	67



MERCEDES-BENZ

ENGINE	\varnothing	ccm	kW	1 POS	ENGINE	\varnothing	ccm	kW	1 POS						
OM 376.977	97,500	6	5958	127 kW	D	756	67	OM 401.906	125,000	6	9570	141 kW	D	757	71
OM 376.980	97,500	6	5958	127 kW	D	756	67	OM 401.907	125,000	6	9570	141 kW	D	757	71
OM 376.981	97,500	6	5958	142 kW	D	756	67	OM 401.908	125,000	6	9570	141 kW	D	757	71
OM 376.982	97,500	6	5958	142 kW	D	756	67	OM 401.909	125,000	6	9570	141 kW	D	757	71
OM 376.984	97,500	6	5958	150 kW	D	756	67	OM 401.912	125,000	6	9570	141 kW	D	757	71
OM 376.986	97,500	6	5958	150 - 155 kW	D	756	67	OM 401.913	125,000	6	9570	141 kW	D	757	71
OM 376.987	97,500	6	5958	127 kW	D	756	67	OM 401.914	125,000	6	9570	141 kW	D	757	71
OM 376.988	97,500	6	5958	142 kW	D	756	67	OM 401.915	125,000	6	9570	141 kW	D	757	71
OM 376.989	97,500	6	5958	142 kW	D	756	67	OM 401.916	125,000	6	9570	141 kW	D	757	71
OM 376.993	97,500	6	5958	150 kW	D	756	67	OM 401.917	125,000	6	9570	188 kW	D	757	71
OM 376.994	97,500	6	5958	155 kW	D	756	67	OM 401.918	125,000	6	9570	141 kW	D	757	71
OM 376.995	97,500	6	5958	127 kW	D	756	67	OM 401.919	125,000	6	9570	141 kW	D	757	71
OM 376.997	97,500	6	5958	140 kW	D	756	67	OM 401.921	125,000	6	9570	141 kW	D	757	71
OM 376.998	97,500	6	5958	134 kW	D	756	67	OM 401.922	125,000	6	9570	141 kW	D	757	71
OM 376.999	97,500	6	5958	134 kW	D	756	67	OM 401.923	125,000	6	9570	141 kW	D	757	71
OM 377.940	97,500	6	5958	125 kW	D	756	67	OM 401.924	125,000	6	10456	144 kW	D	757	71
OM 377.941	97,500	6	5958	125 kW	D	756	67	OM 401.925	125,000	6	9570	141 kW	D	757	71
OM 377.942	97,500	6	5958	125 kW	D	756	67	OM 401.926	125,000	6	9570	141 kW	D	757	71
OM 377.943	97,500	6	5958	125 kW	D	756	67	OM 401.927	125,000	6	9570	141 kW	D	757	71
OM 377.944	97,500	6	5958	125 kW	D	756	67	OM 401.928	125,000	6	9570	141 kW	D	757	71
OM 377.945	97,500	6	5958	125 kW	D	756	67	OM 402.900	125,000	8	12800	177 - 188 kW	D	758	73
OM 377.960	97,500	6	5958	150 kW	D	756	67	OM 402.900	125,000	8	12800	177 - 188 kW	D	757	72
OM 377.961	97,500	6	5958	150 - 170 kW	D	756	67	OM 402.901	125,000	8	12800	177 - 188 kW	D	758	74
OM 377.962	97,500	6	5958	170 kW	D	756	67	OM 402.905	125,000	8	12800	188 kW	D	758	74
OM 377.963	97,500	6	5958	170 kW	D	756	67	OM 402.906	125,000	8	12760	188 kW	D	758	74
OM 377.964	97,500	6	5958	150 - 155 kW	D	756	67	OM 402.907	125,000	8	12760	188 kW	D	758	74
OM 377.967	97,500	6	5958	150 kW	D	756	67	OM 402.910	125,000	8	12760	176 kW	D	758	74
OM 377.968	97,500	6	5958	150 kW	D	756	67	OM 402.911	125,000	8	12760	176 kW	D	758	74
OM 377.969	97,500	6	5958	150 kW	D	756	67	OM 402.912	125,000	8	12760	188 kW	D	758	74
OM 377.972	97,500	6	5958	150 kW	D	756	67	OM 402.913	125,000	8	12760	177 kW	D	758	74
OM 377.973	97,500	6	5958	155 kW	D	756	67	OM 402.914	125,000	8	12760	176 kW	D	758	74
OM 377.980	97,500	6	5958	140 kW	D	756	67	OM 402.916	125,000	8	12760	188 kW	D	758	74
OM 377.981	97,500	6	5958	155 kW	D	756	67	OM 402.917	125,000	8	12760	177 kW	D	758	74
OM 377.982	97,500	6	5958	150 kW	D	756	67	OM 402.919	125,000	8	12760	176 kW	D	758	74
OM 377.983	97,500	6	5958	155 kW	D	756	67	OM 402.921	125,000	8	12760	177 kW	D	758	74
OM 377.984	97,500	6	5958	155 kW	D	756	67	OM 402.923	125,000	8	12760	176 kW	D	758	74
OM 377.985	97,500	6	5958	155 kW	D	756	67	OM 402.924	125,000	8	12760	188 kW	D	758	74
OM 380.940	97,500	4	3972	85 kW	D	756	66	OM 402.925	125,000	8	12760	188 kW	D	758	74
OM 380.942	97,500	4	3972	85 kW	D	756	66	OM 402.926	125,000	8	12760	188 kW	D	758	74
OM 380.943	97,500	4	3972	79 kW	D	756	66	OM 402.927	125,000	8	12760	176 kW	D	758	74
OM 382.912	97,500	6	5958	100 kW	D	756	67	OM 402.928	125,000	8	12760	176 kW	D	758	74
OM 382.913	97,500	6	5958	125 kW	D	756	67	OM 402.970	125,000	8	12763	280 kW	D	758	75
OM 382.916	97,500	6	5958	96 kW	D	756	67	OM 402.971	125,000	8	12760	280 kW	D	758	75
OM 382.917	97,500	6	5958	110 kW	D	756	67	OM 402.972	125,000	8	12760	280 kW	D	758	75
OM 382.919	97,500	6	5958	150 kW	D	756	67	OM 402.973	125,000	8	12760	280 kW	D	758	75
OM 382.950	97,500	6	5958	125 kW	D	756	67	OM 402.974	125,000	8	12760	280 - 295 kW	D	758	75
OM 382.970	97,500	6	5958	177 kW	D	756	67	OM 402.975	125,000	8	12760	280 kW	D	758	75
OM 382.971	97,500	6	5958	150 kW	D	756	67	OM 402.977	125,000	8	12760	280 kW	D	758	75
OM 384.906	97,500	4	3972	66 - 100 kW	D	757	69	OM 402.978	125,000	8	12760	280 kW	D	758	75
OM 384.907	97,500	4	3972	85 kW	D	757	69	OM 402.982	125,000	8	12760	280 kW	D	758	75
OM 384.908	97,500	4	3972	79 kW	D	757	69	OM 402.983	125,000	8	12763	280 kW	D	758	75
OM 386.906	97,500	6	5958	100 kW	D	756	67	OM 402.984	125,000	8	12760	280 kW	D	758	75
OM 386.950	97,500	6	5958	125 kW	D	756	67	OM 402.985	125,000	8	12760	280 kW	D	758	75
OM 386.951	97,500	6	5958	125 kW	D	756	67	OM 402.986	125,000	8	12760	280 kW	D	758	75
OM 386.952	97,500	6	5958	125 kW	D	756	67	OM 402.987	125,000	8	12763	280 kW	D	758	75
OM 386.980	97,500	6	5958	150 kW	D	756	67	OM 402.989	125,000	8	12760	280 kW	D	758	75
OM 386.981	97,500	6	5958	150 kW	D	756	67	OM 402.990	125,000	8	12763	280 kW	D	758	75
OM 386.983	97,500	6	5958	150 kW	D	756	67	OM 402.995	125,000	8	12763	280 kW	D	758	75
OM 390.900	97,500	6	5958	100 - 156 kW	D	757	68	OM 402.996	125,000	8	12763	280 kW	D	758	75
OM 401.900	125,000	6	9570	129 kW	D	757	71	OM 403.900	125,000	10	15950	184 kW	D	757	71
OM 401.901	125,000	6	9570	129 - 188 kW	D	757	71	OM 403.905	125,000	10	15950	236 kW	D	757	71
OM 401.905	125,000	6	9570	141 kW	D	757	71	OM 403.906	125,000	10	15950	184 kW	D	757	71



ENGINE			ccm	kW			1 POS
OM 403.910	125,000	10	15950	184 - 236 kW	D	757	71
OM 403.915	125,000	10	15950	236 kW	D	757	71
OM 403.916	125,000	10	15950	235 kW	D	757	71
OM 403.917	125,000	10	15950	236 kW	D	757	71
OM 403.918	125,000	10	15950	235 kW	D	757	71
OM 403.919	125,000	10	15950	236 kW	D	757	71
OM 403.930	125,000	10	15950	236 kW	D	757	71
OM 403.931	125,000	10	15950	235 kW	D	757	71
OM 403.932	125,000	10	15950	235 kW	D	757	71
OM 403.933	125,000	10	15950	261 kW	D	757	71
OM 403.934	125,000	10	15950	236 kW	D	757	71
OM 403.935	125,000	10	15950	236 kW	D	757	71
OM 421.905	128,000	6	10964	159 kW	D	759	78
OM 421.906	128,000	6	10964	159 kW	D	759	78
OM 421.907	128,000	6	10964	159 kW	D	759	78
OM 421.908	128,000	6	10964	159 kW	D	759	78
OM 421.909	128,000	6	10964	159 kW	D	759	78
OM 421.910	128,000	6	10964	159 kW	D	759	78
OM 422.901	128,000	8	14618	243 - 276 kW	D	759	79
OM 422.905	128,000	8	14618	206 kW	D	759	80
OM 422.906	128,000	8	14618	206 kW	D	759	80
OM 422.907	128,000	8	14618	206 kW	D	759	80
OM 422.908	128,000	8	14618	206 kW	D	759	80
OM 422.909	128,000	8	14618	184 kW	D	759	80
OM 422.910	128,000	8	14618	206 kW	D	759	80
OM 422.911	128,000	8	14618	206 kW	D	759	80
OM 422.912	128,000	8	14618	184 kW	D	759	80
OM 422.913	128,000	8	14618	206 kW	D	759	80
OM 422.914	128,000	8	14618	206 kW	D	759	80
OM 422.915	128,000	8	14618	184 kW	D	759	80
OM 422.916	128,000	8	14618	206 kW	D	759	80
OM 422.917	128,000	8	14618	206 kW	D	759	80
OM 422.918	128,000	8	14618	206 kW	D	759	80
OM 422.919	128,000	8	14618	206 kW	D	759	80
OM 422.920	128,000	8	14618	184 kW	D	759	80
OM 422.921	128,000	8	14618	206 kW	D	759	80
OM 422.922	128,000	8	14618	206 kW	D	759	80
OM 422.923	128,000	8	14618	206 kW	D	759	80
OM 422.951	128,000	8	14618	243 kW	D	759	79
OM 422.952	128,000	8	14618	243 kW	D	759	79
OM 422.953	128,000	8	14618	276 kW	D	759	79
OM 422.954	128,000	8	14618	243 kW	D	759	79
OM 422.955	128,000	8	14618	276 kW	D	759	79
OM 422.956	128,000	8	14618	243 kW	D	759	79
OM 422.957	128,000	8	14618	243 kW	D	759	79
OM 422.958	128,000	8	14618	243 kW	D	759	79
OM 422.959	128,000	8	14618	276 kW	D	759	79
OM 422.963	128,000	8	14618	243 kW	D	759	79
OM 424.900	128,000	12	21927	309 kW	D	759	81
OM 424.901.510	128,000	12	21927	441 kW	D	760	82
OM 424.901	128,000	12	21927	441 kW	D	760	82
OM 440.905	130,000	8	15078	191 kW	D	760	83
OM 440.906	130,000	8	15078	206 kW	D	760	83
OM 440.907	130,000	8	15078	195 kW	D	760	83
OM 440.908	130,000	8	15078	206 kW	D	760	83
OM 440.909	130,000	8	15078	195 kW	D	760	83
OM 440.910	130,000	8	15078	218 kW	D	760	83
OM 440.911	130,000	8	15078	218 kW	D	760	83
OM 440.912	130,000	8	15078	218 kW	D	760	83
OM 440.940	128,000	8	14618	250 kW	D	759	79
OM 440.941	128,000	8	14618	250 kW	D	759	79
OM 440.942	128,000	8	14618	250 kW	D	759	79

ENGINE			ccm	kW			1 POS
OM 440.943	128,000	8	14618	250 kW	D	759	79
OM 440.945	128,000	8	14618	250 kW	D	759	79
OM 440.948	128,000	8	14618	269 kW	D	759	79
OM 440.949	128,000	8	14618	250 kW	D	759	80
OM 440.970	128,000	8	14618	320 kW	D	759	79
OM 440.971	128,000	8	14618	370 kW	D	759	79
OM 440.972	128,000	8	14618	320 kW	D	759	79
OM 440.973	128,000	8	14618	370 kW	D	759	79
OM 440.974	128,000	8	14618	320 kW	D	759	79
OM 440.975	128,000	8	14618	370 kW	D	759	79
OM 440.976	128,000	8	14618	370 kW	D	759	79
OM 440.978	128,000	8	14618	320 kW	D	759	79
OM 440.979	128,000	8	14618	320 kW	D	759	79
OM 440.980	128,000	8	14618	320 kW	D	759	79
OM 440.981	128,000	8	14618	370 kW	D	759	79
OM 440.982	128,000	8	14618	370 kW	D	759	79
OM 440.983	128,000	8	14618	370 kW	D	759	79
OM 440.984	128,000	8	14618	320 kW	D	759	79
OM 440.985	128,000	8	14618	320 kW	D	759	79
OM 440.986	128,000	8	14618	320 kW	D	759	79
OM 440.987	128,000	8	14618	280 kW	D	759	79
OM 440.988	128,000	8	14618	280 kW	D	759	79
OM 440.989	128,000	8	14618	280 kW	D	759	79
OM 440.990	128,000	8	14618	280 kW	D	759	79
OM 440.991	128,000	8	14618	320 kW	D	759	79
OM 441.901	128,000	6	10964	250 kW	D	759	78
OM 441.905	130,000	6	11309	165 kW	D	760	84
OM 441.906	130,000	6	11309	150 kW	D	760	84
OM 441.907	130,000	6	11309	150 kW	D	760	84
OM 441.908	130,000	6	11309	160 - 165 kW	D	760	84
OM 441.909	130,000	6	11309	160 - 165 kW	D	760	84
OM 441.910	130,000	6	11309	160 kW	D	760	84
OM 441.911	130,000	6	11309	160 - 165 kW	D	760	84
OM 441.912	130,000	6	11309	165 kW	D	760	84
OM 441.913	130,000	6	11309	165 kW	D	760	84
OM 441.914	130,000	6	11309	165 kW	D	760	84
OM 441.915	130,000	6	11309	165 kW	D	760	84
OM 441.916	130,000	6	11309	153 kW	D	760	84
OM 441.917	130,000	6	11309	160 kW	D	760	84
OM 441.918	130,000	6	11309	165 kW	D	760	84
OM 441.919	130,000	6	11309	150 - 165 kW	D	760	84
OM 441.920	130,000	6	11309	153 kW	D	760	84
OM 441.921	130,000	6	11309	165 kW	D	760	84
OM 441.922	130,000	6	11309	151 kW	D	760	84
OM 441.923	130,000	6	11309	160 kW	D	760	84
OM 441.924	130,000	6	11309	160 kW	D	760	84
OM 441.925	130,000	6	11309	160 kW	D	760	84
OM 441.926	130,000	6	11309	160 kW	D	760	84
OM 441.927	130,000	6	11309	153 kW	D	760	84
OM 441.932	130,000	6	11309	151 kW	D	760	84
OM 441.933	130,000	6	11309	151 kW	D	760	84
OM 442.901	128,000	8	14618	320 - 362 kW	D	759	79
OM 442.905	130,000	8	15078	191 kW	D	760	85
OM 442.906	130,000	8	15078	218 kW	D	760	85
OM 442.907	130,000	8	15078	213 - 218 kW	D	760	85
OM 442.908	130,000	8	15078	210 kW	D	760	85
OM 442.909	130,000	8	15078	210 kW	D	760	85
OM 442.910	130,000	8	15078	213 - 218 kW	D	760	85
OM 442.911	130,000	8	15078	218 kW	D	760	85
OM 442.912	130,000	8	15078	191 kW	D	760	85
OM 442.913	130,000	8	15078	213 kW	D	760	85
OM 442.914	130,000	8	15078	195 kW	D	760	85



MERCEDES-BENZ

ENGINE	\varnothing	ccm	kW	1 POS	ENGINE	\varnothing	ccm	kW	1 POS						
OM 442.915	130,000	8	15078	218 kW	D	760	85	OM 442.985	128,000	8	14618	320 - 362 kW	D	759	79
OM 442.916	130,000	8	15078	218 kW	D	760	85	OM 442.989	128,000	8	14618	362 kW	D	759	79
OM 442.917	130,000	8	15078	218 kW	D	760	85	OM 442.991	128,000	8	14618	362 kW	D	759	79
OM 442.918	130,000	8	15078	213 - 218 kW	D	760	85	OM 442.992	128,000	8	14618	320 - 362 kW	D	759	79
OM 442.919	130,000	8	15078	213 - 218 kW	D	760	85	OM 442.993	128,000	8	14618	362 kW	D	759	79
OM 442.920	130,000	8	15078	195 kW	D	760	85	OM 442.994	128,000	8	14618	362 kW	D	759	79
OM 442.921	130,000	8	15078	195 kW	D	760	85	OM 442.995	128,000	8	14618	320 kW	D	759	79
OM 442.922	130,000	8	15078	195 kW	D	760	85	OM 442.996	128,000	8	14618	370 kW	D	759	79
OM 442.923	130,000	8	15078	210 kW	D	760	85	OM 442.997	128,000	8	14618	370 kW	D	759	79
OM 442.924	130,000	8	15078	210 kW	D	760	85	OM 442.998	128,000	8	14618	370 kW	D	759	79
OM 442.925	130,000	8	15078	213 kW	D	760	85	OM 442.999	128,000	8	14618	370 kW	D	759	79
OM 442.926	130,000	8	15078	213 kW	D	760	85	OM 444.901.400	128,000	12	21927	344 - 422 kW	D	760	82
OM 442.927	130,000	8	15078	213 kW	D	760	85	OM 444.901.500	128,000	12	21927	385 - 846 kW	D	760	82
OM 442.928	130,000	8	15078	213 kW	D	760	85	OM 444.901.505	128,000	12	21927	385 - 846 kW	D	760	82
OM 442.929	130,000	8	15078	213 kW	D	760	85	OM 444.901.506	128,000	12	21927	385 - 846 kW	D	760	82
OM 442.930	130,000	8	15078	213 kW	D	760	85	OM 444.901	128,000	12	21927	344 - 422 kW	D	760	82
OM 442.931	130,000	8	15078	195 kW	D	760	85	OM 446.920	128,000	8	14618	390 kW	D	759	79
OM 442.932	130,000	8	15078	195 kW	D	760	85	OM 446.922	128,000	8	14618	320 kW	D	759	79
OM 442.933	130,000	8	15078	195 kW	D	760	85	OM 446.923	128,000	8	14618	320 kW	D	759	79
OM 442.934	130,000	8	15078	195 kW	D	760	85	OM 446.924	128,000	8	14618	280 kW	D	759	79
OM 442.935	130,000	8	15078	195 kW	D	760	85	OM 446.925	128,000	8	14618	280 kW	D	759	79
OM 442.939	130,000	8	15078	213 - 218 kW	D	760	85	OM 446.926	128,000	8	14618	280 kW	D	759	79
OM 442.940	128,000	8	14618	260 kW	D	759	79	OM 446.927	128,000	8	14618	280 kW	D	759	79
OM 442.941	128,000	8	14618	269 kW	D	759	79	OM 446.928	128,000	8	14618	280 kW	D	759	79
OM 442.942	128,000	8	14618	260 - 269 kW	D	759	79	OM 446.929	128,000	8	14618	280 kW	D	759	79
OM 442.943	128,000	8	14618	269 kW	D	759	79	OM 446.930	128,000	8	14618	280 kW	D	759	79
OM 442.944	128,000	8	14618	260 - 269 kW	D	759	79	OM 446.931	128,000	8	14618	280 kW	D	759	79
OM 442.945	128,000	8	14618	269 kW	D	759	79	OM 446.932	128,000	8	14618	390 kW	D	759	79
OM 442.946	128,000	8	14618	266 kW	D	759	79	OM 446.933	128,000	8	14618	390 kW	D	759	79
OM 442.950	128,000	8	14618	260 - 269 kW	D	759	79	OM 446.934	128,000	8	14618	280 kW	D	759	79
OM 442.951	128,000	8	14618	320 kW	D	759	79	OM 446.935	128,000	8	14618	320 kW	D	759	79
OM 442.952	128,000	8	14618	260 - 269 kW	D	759	79	OM 446.936	128,000	8	14618	320 kW	D	759	79
OM 442.953	128,000	8	14618	320 - 329 kW	D	759	79	OM 446.938	128,000	8	14618	280 kW	D	759	79
OM 442.954	128,000	8	14618	269 kW	D	759	79	OM 446.939	128,000	8	14618	320 kW	D	759	79
OM 442.955	128,000	8	14618	269 kW	D	759	79	OM 446.940	128,000	8	14618	320 kW	D	759	79
OM 442.957	128,000	8	14618	266 - 269 kW	D	759	79	OM 446.941	128,000	8	14618	320 kW	D	759	79
OM 442.958	128,000	8	14618	260 - 269 kW	D	759	79	OM 446.942	128,000	8	14618	320 kW	D	759	79
OM 442.959	128,000	8	14618	269 kW	D	759	79	OM 446.943	128,000	8	14618	320 kW	D	759	79
OM 442.960	128,000	8	14618	260 - 269 kW	D	759	79	OM 446.944	128,000	8	14618	320 kW	D	759	79
OM 442.961	128,000	8	14618	260 - 269 kW	D	759	79	OM 446.945	128,000	8	14618	390 kW	D	759	79
OM 442.962	128,000	8	14618	260 - 269 kW	D	759	79	OM 446.946	128,000	8	14618	390 kW	D	759	79
OM 442.963	128,000	8	14618	260 - 269 kW	D	759	79	OM 446.947	128,000	8	14618	390 kW	D	759	79
OM 442.964	128,000	8	14618	260 - 269 kW	D	759	79	OM 446.948	128,000	8	14618	320 kW	D	759	79
OM 442.965	128,000	8	14618	260 - 269 kW	D	759	79	OM 482.912	128,000	8	14618	206 kW	D	759	79
OM 442.966	128,000	8	14618	260 - 269 kW	D	759	79	OM 482.930	128,000	8	14618	206 kW	D	759	79
OM 442.967	128,000	8	14618	269 kW	D	759	79	OM 482.940	128,000	8	14618	269 kW	D	759	79
OM 442.968	128,000	8	14618	260 - 269 kW	D	759	79	OM 482.941	128,000	8	14618	269 kW	D	759	79
OM 442.969	128,000	8	14618	261 - 298 kW	D	759	79	OM 601.900	89,000	4	2299	62 kW	D	748	38
OM 442.970	128,000	8	14618	260 kW	D	759	79	OM 601.911	87,000	4	1997	53 - 55 kW	D	742	18
OM 442.971	128,000	8	14618	269 kW	D	759	79	OM 601.912	87,000	4	1997	53 - 55 kW	D	742	18
OM 442.972	128,000	8	14618	269 kW	D	759	79	OM 601.913	87,000	4	1997	55 kW	D	742	18
OM 442.973	128,000	8	14618	269 kW	D	759	79	OM 601.915	87,000	4	1997	55 kW	D	743	19
OM 442.974	128,000	8	14618	269 kW	D	759	79	OM 601.921	87,000	4	2197	54 kW	D	742	18
OM 442.975	128,000	8	14618	269 kW	D	759	79	OM 601.940	89,000	4	2299	58 - 60 kW	D	748	38
OM 442.976	128,000	8	14618	260 - 269 kW	D	759	79	OM 601.941	89,000	4	2299	58 - 60 kW	D	748	38
OM 442.977	128,000	8	14618	250 kW	D	759	79	OM 601.942	89,000	4	2299	58 kW	D	748	38
OM 442.978	128,000	8	14618	250 kW	D	759	79	OM 601.943	89,000	4	2299	58 - 60 kW	D	748	38
OM 442.979	128,000	8	14618	250 kW	D	759	79	OM 601.970	89,000	4	2299	72 kW	D	748	39
OM 442.980	128,000	8	14618	320 kW	D	759	79	OM 602.911	87,000	5	2497	66 - 69 kW	D	743	20
OM 442.982	128,000	8	14618	320 - 362 kW	D	759	79	OM 602.912	87,000	5	2497	66 - 69 kW	D	743	20
OM 442.983	128,000	8	14618	329 kW	D	759	79	OM 602.930	87,000	5	2497	62 - 69 kW	D	743	20
OM 442.984	128,000	8	14618	353 - 362 kW	D	759	79	OM 602.931	87,000	5	2497	69 kW	D	743	20



ENGINE			ccm	kW			1 POS
OM 602.938	87,000	5	2497	68 kW	D	743	20
OM 602.939	87,000	5	2497	68 kW	D	743	20
OM 602.940	89,000	5	2874	70 - 72 kW	D	748	40
OM 602.941	89,000	5	2874	65 - 70 kW	D	748	40
OM 602.942	89,000	5	2874	70 - 72 kW	D	748	40
OM 602.946	89,000	5	2874	70 kW	D	748	40
OM 602.947	89,000	5	2874	70 - 72 kW	D	748	40
OM 602.948	89,000	5	2874	71 kW	D	748	40
OM 602.961	87,000	5	2497	90 - 93 kW	D	743	21
OM 602.962	87,000	5	2497	90 - 93 kW	D	743	21
OM 602.980	89,000	5	2874	75 - 90 kW	D	749	41
OM 602.981	89,000	5	2874	85 - 90 kW	D	749	41
OM 602.982	89,000	5	2874	95 kW	D	749	41
OM 602.983	89,000	5	2874	88 kW	D	749	41
OM 602.984	89,000	5	2874	90 kW	D	749	41
OM 602.985	89,000	5	2874	90 kW	D	749	41
OM 602.986	89,000	5	2874	75 - 90 kW	D	749	41
OM 602.989	89,000	5	2874	85 - 90 kW	D	749	41
OM 602.990	87,000	5	2497	63 kW	D	743	20
OM 602.991	89,000	5	2874	70 kW	D	749	42
OM 602.993	87,000	5	2497	93 kW	D	743	21
OM 602.994	89,000	5	2874	72 kW	D	748	40
OM 602.995	89,000	5	2874	72 kW	D	748	40
OM 603.912	87,000	6	2996	80 - 83 kW	D	744	22
OM 603.913	87,000	6	2996	80 - 83 kW	D	744	22
OM 603.931	87,000	6	2996	83 kW	D	744	22
OM 603.950	87,000	6	2996	100 - 105 kW	D	744	23
OM 603.960	87,000	6	2996	100 - 108 kW	D	744	23
OM 603.961	87,000	6	2996	107 - 110 kW	D	744	23
OM 603.962	87,000	6	2996	105 kW	D	744	23
OM 603.963	87,000	6	2996	105 - 108 kW	D	744	23
OM 603.970	89,000	6	3449	100 kW	D	749	43
OM 603.971	89,000	6	3449	100 - 110 kW	D	749	43
OM 603.972	89,000	6	3449	100 kW	D	749	43
OM 604.910	89,000	4	2155	55 - 70 kW	D	749	44
OM 604.912	89,000	4	2155	55 - 70 kW	D	749	44
OM 604.915	87,000	4	1997	65 - 85 kW	D	744	24
OM 604.917	87,000	4	1997	65 kW	D	744	24
OM 605.910	87,000	5	2497	83 kW	D	744	25
OM 605.911	87,000	5	2497	83 kW	D	744	25
OM 605.912	87,000	5	2497	83 kW	D	744	25
OM 605.960	87,000	5	2497	110 kW	D	745	26
OM 605.962	87,000	5	2497	110 kW	D	745	26
OM 606.910	87,000	6	2996	100 kW	D	745	27
OM 606.912	87,000	6	2996	100 kW	D	745	27
OM 606.961	87,000	6	2996	130 kW	D	745	27
OM 606.962	87,000	6	2996	130 kW	D	745	27
OM 606.964	87,000	6	2996	130 kW	D	745	27
OM 607.951 (K9K)	76,000	4	1461	55 - 81 kW	D	740	4
OM 608.915 (K9K)	76,000	4	1461	55 - 85 kW	D	740	4
OM 611.960	88,000	4	2151	75 - 92 kW	D	746	30
OM 611.961	88,000	4	2148	75 - 105 kW	D	746	30
OM 611.962	88,000	4	2148	75 - 105 kW	D	746	30
OM 611.980	88,000	4	2148	60 - 90 kW	D	746	30
OM 611.981	88,000	4	2148	80 - 95 kW	D	746	30
OM 611.983	88,000	4	2151	80 - 95 kW	D	746	30
OM 611.987	88,000	4	2148	60 kW	D	746	30
OM 611A (60 kW CDI)	88,000	4	2148	60 kW	D	746	30
OM 611LA (75 kW CDI)	88,000	4	2148	75 kW	D	746	30
OM 612.961	88,000	5	2685	120 - 125 kW	D	746	31
OM 612.962	88,000	5	2685	120 - 125 kW	D	746	31

ENGINE			ccm	kW			1 POS
OM 612.963	88,000	5	2685	120 kW	D	746	31
OM 612.965	88,000	5	2685	115 - 120 kW	D	746	31
OM 612.966	88,000	5	2685	115 kW	D	746	31
OM 612.967	88,000	5	2685	120 - 125 kW	D	746	31
OM 612.981	88,000	5	2685	110 - 115 kW	D	746	31
OM 612.983	88,000	5	2685	115 kW	D	746	31
OM 612.990	88,000	5	2950	170 kW	D	747	32
OM 613.960	88,000	6	3222	145 kW	D	747	33
OM 613.961	88,000	6	3226	145 kW	D	747	33
OM 615.910	87,000	4	2197	44 kW	D	745	28
OM 615.911	87,000	4	2197	33 kW	D	745	28
OM 615.912	87,000	4	2197	44 kW	D	745	28
OM 615.913	87,000	4	1988	40 kW	D	745	28
OM 615.914	87,000	4	2197	40 kW	D	746	29
OM 615.915	87,000	4	1988	40 - 44 kW	D	745	28
OM 615.916	87,000	4	2197	40 kW	D	746	29
OM 615.917	87,000	4	2197	44 kW	D	745	28
OM 615.918	87,000	4	2197	40 kW	D	746	29
OM 615.919	87,000	4	2197	38 - 40 kW	D	745	28
OM 615.930	87,000	4	2197	38 kW	D	746	29
OM 615.932	87,000	4	2197	44 kW	D	746	29
OM 615.936	87,000	4	2197	37 kW	D	746	29
OM 615.937	87,000	4	2197	44 kW	D	745	28
OM 615.938	87,000	4	2197	44 kW	D	746	29
OM 615.939	87,000	4	2197	44 kW	D	745	28
OM 615.940	87,000	4	1988	40 - 44 kW	D	746	29
OM 615.941	87,000	4	2197	44 - 49 kW	D	746	29
OM 615.942	87,000	4	1988	40 kW	D	746	29
OM 615.943	87,000	4	1988	40 kW	D	746	29
OM 615.944	87,000	4	1988	40 kW	D	746	29
OM 615.960	87,000	4	1988	44 kW	D	746	29
OM 615.961	87,000	4	1988	44 kW	D	746	29
OM 615.963	87,000	4	1988	43 kW	D	746	29
OM 615.964	87,000	4	1988	40 kW	D	746	29
OM 615.965	87,000	4	1988	40 kW	D	746	29
OM 615.966	87,000	4	1988	40 kW	D	746	29
OM 615.967	87,000	4	1988	40 kW	D	746	29
OM 615.968	87,000	4	1988	40 kW	D	746	29
OM 615.969	87,000	4	1988	40 kW	D	746	29
OM 615.970	87,000	4	1988	43 - 46 kW	D	746	29
OM 616.910	91,000	4	2404	48 - 53 kW	D	752	55
OM 616.911	91,000	4	2404	38 kW	D	752	55
OM 616.912	90,900	4	2399	46 - 53 kW	D	751	50
OM 616.913	91,000	4	2404	53 kW	D	752	55
OM 616.914	91,000	4	2404	53 kW	D	752	55
OM 616.915	90,900	4	2399	38 kW	D	751	50
OM 616.916	91,000	4	2404	48 kW	D	752	56
OM 616.917	90,900	4	2399	48 kW	D	751	50
OM 616.918	90,900	4	2399	35 - 48 kW	D	751	51
OM 616.919	90,900	4	2399	38 - 48 kW	D	751	51
OM 616.930	90,900	4	2399	44 kW	D	751	50
OM 616.931	90,900	4	2399	44 kW	D	751	50
OM 616.932	91,000	4	2404	44 kW	D	752	55
OM 616.933	91,000	4	2404	44 kW	D	752	55
OM 616.934	91,000	4	2404	48 kW	D	752	55
OM 616.936	90,900	4	2399	53 kW	D	751	50
OM 616.937	90,900	4	2399	48 - 53 kW	D	751	50
OM 616.938	90,900	4	2399	53 kW	D	751	50
OM 616.939	90,900	4	2399	53 kW	D	751	50
OM 616.940	90,900	4	2399	53 kW	D	751	50
OM 616.942	91,000	4	2404	38 kW	D	752	55
OM 616.943	91,000	4	2404	44 kW	D	752	55



MERCEDES-BENZ

ENGINE	\varnothing	ccm	kW	1 POS	ENGINE	\varnothing	ccm	kW	1 POS						
OM 616.944	91,000	4	2404	44 kW	D	752	55	OM 646.985	88,000	4	2148	80 kW	D	746	30
OM 616.960	90,900	4	2399	53 kW	D	751	50	OM 646.986	88,000	4	2148	95 - 110 kW	D	746	30
OM 616.961	91,000	4	2404	53 kW	D	752	55	OM 646.989	88,000	4	2148	110 kW	D	746	30
OM 616.962	91,000	4	2404	33 - 53 kW	D	752	56	OM 646.990	88,000	4	2148	110 kW	D	746	30
OM 616.963	90,900	4	2399	41 - 61 kW	D	751	50	OM 647.961	88,000	5	2685	120 - 130 kW	D	746	31
OM 617.910	91,000	5	3005	59 kW	D	753	57	OM 647.981	88,000	5	2685	60 - 130 kW	D	746	31
OM 617.912	91,000	5	3005	59 - 65 kW	D	753	57	OM 648.960	88,000	6	3222	150 kW	D	747	33
OM 617.913	90,900	5	2998	65 kW	D	751	52	OM 648.961	88,000	6	3222	130 - 150 kW	D	747	33
OM 617.919	91,000	5	3005	39 kW	D	753	58	OM 651.901	83,000	4	1796	80 - 100 kW	D	741	13
OM 617.931	90,900	5	2998	65 kW	D	751	52	OM 651.911	83,000	4	2143	120 - 150 kW	D	741	13
OM 617.932	90,900	5	2998	65 kW	D	751	52	OM 651.912	83,000	4	2143	120 - 150 kW	D	741	13
OM 617.933	90,900	5	2998	65 kW	D	751	52	OM 651.913	83,000	4	2143	88 - 105 kW	D	741	13
OM 617.950	90,900	5	2998	85 kW	D	751	53	OM 651.916	83,000	4	2143	100 - 125 kW	D	741	13
OM 617.951	90,900	5	2998	92 kW	D	751	53	OM 651.921	83,000	4	2143	100 - 150 kW	D	741	13
OM 617.952	90,900	5	2998	92 kW	D	751	53	OM 651.924	83,000	4	2143	120 - 150 kW	D	741	13
OM 622.951	80,000	4	1598	65 - 84 kW	D	740	6	OM 651.925	83,000	4	2143	100 kW	D	741	13
OM 626.951	80,000	4	1598	85 - 100 kW	D	740	6	OM 651.930	83,000	4	2143	80 - 130 kW	D	741	13
OM 639.939	83,000	3	1493	50 - 70 kW	D	741	11	OM 651.940	83,000	4	2143	70 - 120 kW	D	741	13
OM 640.940	83,000	4	1991	80 kW	D	741	12	OM 651.950	83,000	4	2143	84 - 140 kW	D	741	13
OM 640.941	83,000	4	1991	100 - 103 kW	D	741	12	OM 651.955	83,000	4	2143	70 - 120 kW	D	741	13
OM 640.942	83,000	4	1991	60 kW	D	741	12	OM 651.956	83,000	4	2143	70 - 120 kW	D	741	13
OM 646.701	88,000	4	2148	80 - 100 kW	D	746	30	OM 651.957	83,000	4	2143	85 - 120 kW	D	741	13
OM 646.811	88,000	4	2148	100 - 125 kW	D	746	30	OM 651.958	83,000	4	2143	84 - 130 kW	D	741	13
OM 646.812	88,000	4	2148	100 kW	D	746	30	OM 651.960	83,000	4	2143	150 - 152 kW	D	741	13
OM 646.820	88,000	4	2148	100 kW	D	746	30	OM 651.961	83,000	4	2143	150 kW	D	741	13
OM 646.821	88,000	4	2148	100 - 125 kW	D	746	30	OM 651.980	83,000	4	2143	150 kW	D	741	13
OM 646.951	88,000	4	2148	75 - 90 kW	D	746	30	OM 660 DE 8LA	65,500	3	799	30 kW	D	740	2
OM 646.961	88,000	4	2148	100 - 110 kW	D	746	30	OM 660.950	65,500	3	799	33 kW	D	740	2
OM 646.962	88,000	4	2148	75 - 110 kW	D	746	30	OM 661.911	89,000	4	2299	57 - 58 kW	D	748	38
OM 646.963	88,000	4	2148	90 - 110 kW	D	746	30	OM 661.940	89,000	4	2299	58 kW	D	747	36
OM 646.966	88,000	4	2148	100 - 110 kW	D	746	30	OM 662.911	89,000	5	2874	70 kW	D	750	45
OM 646.980	88,000	4	2148	70 - 110 kW	D	746	30	OM 662.940	89,000	5	2874	70 kW	D	750	46
OM 646.981	88,000	4	2148	70 kW	D	746	30	OM 662.983	89,000	5	2874	88 kW	D	747	35
OM 646.982	88,000	4	2148	80 - 110 kW	D	746	30	OM 699.300	85,000	4	2299	120 kW	D	742	15
OM 646.983	88,000	4	2148	65 - 80 kW	D	746	30	OM 699.301	85,000	4	2299	140 kW	D	742	15
OM 646.984	88,000	4	2148	65 kW	D	746	30	OM 926.929	106,000	6	7201	220 - 240 kW	D	757	70



Type

63,500 mm

1

M 160 E6AL B03 , M 160 E6AL B04 , M 160 E6AL B05 ,

401201-00-3 4 pairs

1-4	HL	AL	44,950	51,000	16,000	↑ O2G	3,030
			44,965	51,019		↓	

411201-00-1 1 pair

1	AS	AL	52,500	68,250		↑ L G	3,200
			52,750	68,500		↓ L G	

431201-00-3 3 pairs

1-3	PL	CU2	37,940	41,600	17,000		1,813
			37,965	41,616			

65,500 mm

2

OM 660 DE 8LA , OM 660.950 ,

411201-00-1 1 pair

1	AS	AL	52,500	68,250		↑ L G	3,200
			52,750	68,500		↓ L G	

72,200 mm

3

M 200.711

403829-00-4 5 pairs

-25-4	1-5	HL		51,900	16,050	↑ O2G	1,994
-50-4				51,900		↓	

433831-00-4 4 pairs

-25-4	1-4	PL	AL	41,990	45,677	17,300	1,820
-50-4				42,010	45,690		

76,000 mm

4

OM 607.951 (K9K) , OM 608.915 (K9K) ,

403804-00-4 5 pairs

-25-4	1-5	HL	AL	47,990	51,936	19,500	↑ O2G	1,950
-50-4				48,010	51,949		↓	
-75-4								

413802-00-1 1 pair

-10-1		AS	AL	52,710	73,410		↑ G	2,840
-15-1				53,210	73,910		↓ G	

433805-00-4 4 pairs

-25-4	1-4	PL	AL	43,964	47,614	20,750	1,807
-50-4				43,980	47,625	↓ 17,750	
-75-4							

433826-00-4 4 pairs

-25-4	1-4	PL	CU3	43,964	47,614	20,750	1,807
-50-4				43,980	47,625	↓ 17,750	

443808-00-4 4 pairs

1-4	PB	CU2 LF	25,995	28,500	22,500	↑ O2	1,420
			26,000	28,521		↓	

80,000 mm

5

M 166.940 , M 166.960 , M 166.961 ,

411005-00-2 2 pairs

-10-2		AS	AL	61,250	76,750		2,200
				61,250	76,750		

80,000 mm

6

OM 622.951 , OM 626.951 ,

433830-00-4 4 pairs

-25-4	1-4	PL	CU3 PY	47,975	51,587	20,500	1,770
-50-4			↓ AL	47,990	51,606		

81,000 mm

7

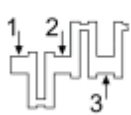
M 104.900

401005-00-6 7 pairs

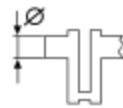
-25-6	1-7	HL	AL	57,950	62,500	17,500	↑ LO1G	2,261
-50-6				57,965	62,519		↓ L	



MERCEDES-BENZ



Type



82,000 mm

8

M 271.820 , M 271.860 , M 271.861 , M 271.910 , M 271.911 , M 271.921 , M 271.940 , M 271.941 , M 271.942 , M 271.944 , M 271.946 , M 271.948 , M 271.950 , M 271.951 , M 271.952 , M 271.954 , M 271.955 , M 271.956 , M 271.957 , M 271.958 ,

411005-00-2 2 pairs

-10-2	AS	AL	61,250	76,750				2,200
			61,250	76,750				

82,900 mm

9

M 103.940 , M 103.941 , M 103.942 , M 103.943 ,

401005-00-6 7 pairs

-25-6	1-7	HL	AL	57,950	62,500	17,500	↑ LO1G	2,261
-50-6				57,965	62,519		↓ L	

411003-00-2 2 pairs

-10-2	AS	AL	65,800	81,000			↑ L G	2,200
-20-2			65,800	81,000			↓ L G	

83,000 mm

10

M 266.920 , M 266.940 , M 266.960 , M 266.980 ,

401030-00-4 5 pairs

-25-4	1-5	HL	AL	54,950	59,000	20,000	↑ LO1G	2,004
-50-4				54,975	59,019		↓ L	
-75-4								

411005-00-2 2 pairs

-10-2	AS	AL	61,250	76,750				2,200
			61,250	76,750				

431030-00-4 4 pairs

-25-4	1-4	PL	CU3	45,940	49,600	19,900	↑ L	1,813
-50-4			↓ AL	45,965	49,614		↓ L	
-75-4								

83,000 mm

11

M 270.910 , M 274.910 , OM 639.939 ,

411005-00-2 2 pairs

-10-2	AS	AL	61,250	76,750				2,200
			61,250	76,750				

83,000 mm

12

OM 640.940 , OM 640.941 , OM 640.942 ,

401018-00-4 5 pairs

-25-4	1-5	HL	AL	54,940	59,000	18,000	↑ LO1G	2,018
-50-4			↓ CU3	54,965	59,019		↓ L	

411005-00-2 2 pairs

-10-2	AS	AL	61,250	76,750				2,200
			61,250	76,750				

431028-00-4 4 pairs

-25-4	1-4	PL	CU3	49,940	53,600	20,400	↑ L	1,813
-50-4			↓ AL	49,965	53,614		↓ L	

83,000 mm

13

OM 651.901 , OM 651.911 , OM 651.912 , OM 651.913 , OM 651.916 , OM 651.921 , OM 651.924 , OM 651.925 , OM 651.930 , OM 651.940 , OM 651.950 , OM 651.955 , OM 651.956 , OM 651.957 , OM 651.958 , OM 651.960 , OM 651.961 , OM 651.980 ,

401020-00-4 5 pairs

-25-4	1,2,4,5	HL	AL	59,940	64,000	20,500	↑ LO1G	2,008	4 pairs
			↓ SP	59,965	64,019		↓ L		
	3	FL	AL	59,940	64,000	26,240	↑ LO1G	2,008	1 pair
			↓ SP	59,965	64,019		↓ L		

431029-00-4 4 pairs

-25-4	1-4	PL	SP	51,940	55,600	20,500	↑ L	1,809
			↓ AL	51,965	55,614		↓ L	



84,000 mm 14

M 166.990 , M 166.991 , M 166.995 ,

411005-00-2 2 pairs									
-10-2		AS	AL	61,250	76,750				2,200
				61,250	76,750				

85,000 mm 15

OM 699.300 , OM 699.301 ,

401005-00-4 5 pairs									
-25-4	1-5	HL	AL	57,950	62,500	17,500	↑ LO1G		2,261
-50-4				57,965	62,519		↓ L		
-75-4									
-100-4									

85,300 mm 16

M 111.920 , M 111.921 ,

401005-00-4 5 pairs									
-25-4	1-5	HL	AL	57,950	62,500	17,500	↑ LO1G		2,261
-50-4				57,965	62,519		↓ L		
-75-4									
-100-4									
411003-00-2 2 pairs									
-10-2		AS	AL	65,800	81,000		↑ L G		2,200
-20-2				65,800	81,000		↓ L G		

87,000 mm 17

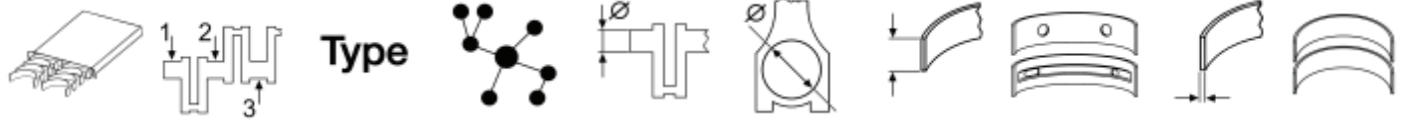
M 115.900 , M 115.920 , M 115.921 , M 115.922 , M 115.923 , M 115.924 , M 115.926 , M 115.927 , M 115.928 , M 115.929 , M 115.932 , M 115.933 , M 115.934 , M 115.935 , M 115.938 , M 115.939 ,

401001-00-4 * 5 pairs										
-25-4	1,2,4,5	HL	AL	69,955	74,500	27,000	↑ LO1G		2,255	4 pairs
-50-4				69,965	74,519		↓ L			
-75-4										
-100-4	3	FL	AL	69,955	74,500	33,900	↑ L G		2,255	1 pair
				69,965	74,519		↓ L G			

87,000 mm 18

OM 601.911 , OM 601.912 , OM 601.913 , OM 601.921 ,

401005-00-4 5 pairs									
-25-4	1-5	HL	AL	57,950	62,500	17,500	↑ LO1G		2,261
-50-4				57,965	62,519		↓ L		
-75-4									
-100-4									
411003-00-2 2 pairs									
-10-2		AS	AL	65,800	81,000		↑ L G		2,200
-20-2				65,800	81,000		↓ L G		
431010-00-4 4 pairs									
-25-4	1-4	PL	AL	47,950	51,600	21,800	↑ LO1		1,812
-50-4				47,965	51,619		↓ LO1		
431011-00-4 4 pairs									
-25-4	1-4	PL	AL	47,950	51,600	21,800	↑ LO1		1,812
-50-4				47,965	51,619		↓ L		
441006-00-1 1 pair									
		PB	CU2	25,995	28,500	21,900	↑ O1G		1,500
				26,000	28,521		↓		



87,000 mm								19
OM 601.915								
401005-00-4								5 pairs
-25-4	1-5	HL	AL	57,950	62,500	17,500	↑ LO1G	2,261
-50-4				57,965	62,519		↓ L	
-75-4								
-100-4								
411003-00-2								2 pairs
-10-2		AS	AL	65,800	81,000		↑ L G	2,200
-20-2				65,800	81,000		↓ L G	
431010-00-4								4 pairs
-25-4	1-4	PL	AL	47,950	51,600	21,800	↑ LO1	1,812
-50-4				47,965	51,619		↓ LO1	
441006-00-1								1 pair
		PB	CU2	25,995	28,500	21,900	↑ O1G	1,500
				26,000	28,521		↓	
87,000 mm								20
OM 602.911, OM 602.912, OM 602.930, OM 602.931, OM 602.938, OM 602.939, OM 602.990,								
401005-00-5								6 pairs
-25-5	1-6	HL	AL	57,950	62,500	17,500	↑ LO1G	2,261
-50-5				57,965	62,519		↓ L	
-75-5								
-100-5								
411003-00-2								2 pairs
-10-2		AS	AL	65,800	81,000		↑ L G	2,200
-20-2				65,800	81,000		↓ L G	
431010-00-5								5 pairs
-25-5	1-5	PL	AL	47,950	51,600	21,800	↑ LO1	1,812
-50-5				47,965	51,619		↓ LO1	
-75-5								
441006-00-1								1 pair
		PB	CU2	25,995	28,500	21,900	↑ O1G	1,500
				26,000	28,521		↓	
87,000 mm								21
OM 602.961, OM 602.962, OM 602.993,								
401005-00-5								6 pairs
-25-5	1-6	HL	AL	57,950	62,500	17,500	↑ LO1G	2,261
-50-5				57,965	62,519		↓ L	
-75-5								
-100-5								
411003-00-2								2 pairs
-10-2		AS	AL	65,800	81,000		↑ L G	2,200
-20-2				65,800	81,000		↓ L G	
431012-00-5								5 pairs
-25-5	1-5	PL	CU3	47,950	51,600	21,800	↑ L	1,812
-50-5			↓ AL	47,965	51,619		↓ L	
441006-00-1								1 pair
		PB	CU2	25,995	28,500	21,900	↑ O1G	1,500
				26,000	28,521		↓	



87,000 mm **22**

OM 603.912, OM 603.913, OM 603.931,

401005-00-6								7 pairs
-25-6	1-7	HL	AL	57,950	62,500	17,500	↑ LO1G	2,261
-50-6				57,965	62,519		↓ L	
411003-00-2								2 pairs
-10-2		AS	AL	65,800	81,000		↑ L G	2,200
-20-2				65,800	81,000		↓ L G	
431010-00-6								6 pairs
-25-6	1-6	PL	AL	47,950	51,600	21,800	↑ LO1	1,812
-50-6				47,965	51,619		↓ LO1	
441006-00-1								1 pair
		PB	CU2	25,995	28,500	21,900	↑ O1G	1,500
				26,000	28,521		↓	

87,000 mm **23**

OM 603.950, OM 603.960, OM 603.961, OM 603.962, OM 603.963,

401005-00-6								7 pairs
-25-6	1-7	HL	AL	57,950	62,500	17,500	↑ LO1G	2,261
-50-6				57,965	62,519		↓ L	
411003-00-2								2 pairs
-10-2		AS	AL	65,800	81,000		↑ L G	2,200
-20-2				65,800	81,000		↓ L G	
441006-00-1								1 pair
		PB	CU2	25,995	28,500	21,900	↑ O1G	1,500
				26,000	28,521		↓	

87,000 mm **24**

OM 604.915, OM 604.917,

401005-00-4								5 pairs
-25-4	1-5	HL	AL	57,950	62,500	17,500	↑ LO1G	2,261
-50-4				57,965	62,519		↓ L	
-75-4								
-100-4								
411003-00-2								2 pairs
-10-2		AS	AL	65,800	81,000		↑ L G	2,200
-20-2				65,800	81,000		↓ L G	
431011-00-4								4 pairs
-25-4	1-4	PL	AL	47,950	51,600	21,800	↑ LO1	1,812
-50-4				47,965	51,619		↓ L	

87,000 mm **25**

OM 605.910, OM 605.911, OM 605.912,

401005-00-5								6 pairs
-25-5	1-6	HL	AL	57,950	62,500	17,500	↑ LO1G	2,261
-50-5				57,965	62,519		↓ L	
-75-5								
-100-5								
411003-00-2								2 pairs
-10-2		AS	AL	65,800	81,000		↑ L G	2,200
-20-2				65,800	81,000		↓ L G	
431011-00-5								5 pairs
-25-5	1-5	PL	AL	47,950	51,600	21,800	↑ LO1	1,812
-50-5				47,965	51,619		↓ L	



Type

87,000 mm

26

OM 605.960 , OM 605.962 ,

401005-00-5 **6 pairs**

-25-5	1-6	HL	AL	57,950	62,500	17,500	↑ LO1 G	2,261
-50-5				57,965	62,519		↓ L	
-75-5								
-100-5								

411003-00-2 **2 pairs**

-10-2		AS	AL	65,800	81,000		↑ L G	2,200
-20-2				65,800	81,000		↓ L G	

431012-00-5 **5 pairs**

-25-5	1-5	PL	CU3	47,950	51,600	21,800	↑ L	1,812
-50-5			↓ AL	47,965	51,619		↓ L	

87,000 mm

27

OM 606.910 , OM 606.912 , OM 606.961 , OM 606.962 , OM 606.964 ,

401005-00-6 **7 pairs**

-25-6	1-7	HL	AL	57,950	62,500	17,500	↑ LO1 G	2,261
-50-6				57,965	62,519		↓ L	

411003-00-2 **2 pairs**

-10-2		AS	AL	65,800	81,000		↑ L G	2,200
-20-2				65,800	81,000		↓ L G	

87,000 mm

28

OM 615.910 , OM 615.911 , OM 615.912 , OM 615.913 , OM 615.915 , OM 615.917 , OM 615.919 , OM 615.937 , OM 615.939 ,

401001-00-4 * **5 pairs**

-25-4	1,2,4,5	HL	AL	69,955	74,500	27,000	↑ LO1 G	2,255	4 pairs
-50-4				69,965	74,519		↓ L		
-75-4	3	FL	AL	69,955	74,500	33,900	↑ L G	2,255	1 pair
-100-4				69,965	74,519		↓ L G		

411004-00-2 **2 pairs**

		AS	AL	78,025	91,500		↑ L G	2,200
				78,025	91,500		↓ G	

431008-00-1 **1 pair**

		PL	AL	51,955	55,600	26,000	↑ L	1,805
				51,965	55,619		↓ L	

431008-00-4 **4 pairs**

-25-4	1-4	PL	AL	51,955	55,600	26,000	↑ L	1,805
-50-4				51,965	55,619		↓ L	
-75-4								
-100-4								



87,000 mm		29
------------------	--	-----------

OM 615.914 , OM 615.916 , OM 615.918 , OM 615.930 , OM 615.932 , OM 615.936 , OM 615.938 , OM 615.940 , OM 615.941 , OM 615.942 , OM 615.943 , OM 615.944 , OM 615.960 , OM 615.961 , OM 615.963 , OM 615.964 , OM 615.965 , OM 615.966 , OM 615.967 , OM 615.968 , OM 615.969 , OM 615.970 ,

401001-00-4 *										5 pairs
-25-4	1,2,4,5	HL	AL	69,955	74,500	27,000	↑ LO1G	2,255	4 pairs	
-50-4				69,965	74,519		↓ L			
-75-4	3	FL	AL	69,955	74,500	33,900	↑ L G	2,255	1 pair	
-100-4				69,965	74,519		↓ L G			
401008-00-4										5 pairs
-25-4	1,2,4,5	HL	AL	69,955	74,500	27,000	↑ LO1G	2,255	4 pairs	
-50-4				69,965	74,519		↓ L			
-75-4	3	HL	AL	69,955	74,500	27,000	↑ LO1	2,255	1 pair	
				69,965	74,519		↓ LO1			
411004-00-2										2 pairs
		AS	AL	78,025	91,500		↑ L G	2,200		
				78,025	91,500		↓ G			
431008-00-1										1 pair
		PL	AL	51,955	55,600	26,000	↑ L	1,805		
				51,965	55,619		↓ L			
431008-00-4										4 pairs
-25-4	1-4	PL	AL	51,955	55,600	26,000	↑ L	1,805		
-50-4				51,965	55,619		↓ L			
-75-4										
-100-4										

88,000 mm		30
------------------	--	-----------

OM 611.960 , OM 611.961 , OM 611.962 , OM 611.980 , OM 611.981 , OM 611.983 , OM 611.987 , OM 611A (60 KW CDI) , OM 611LA (75 KW CDI) , OM 646.701 , OM 646.811 , OM 646.812 , OM 646.820 , OM 646.821 , OM 646.821 , OM 646.951 , OM 646.961 , OM 646.962 , OM 646.963 , OM 646.966 , OM 646.980 , OM 646.981 , OM 646.982 , OM 646.983 , OM 646.984 , OM 646.985 , OM 646.986 , OM 646.989 , OM 646.990 ,

401012-00-4										5 pairs
-25-4	1-5	HL	AL	57,940	62,500	17,500	↑ LO1G	2,265		
-50-4			↓ CU3	57,965	62,519		↓ L			
411003-00-2										2 pairs
-10-2		AS	AL	65,800	81,000		↑ L G	2,200		
-20-2				65,800	81,000		↓ L G			
431013-00-1										1 pair
		PL	CU3	47,950	51,600	21,800	↑ L	1,812		
			↓ AL	47,965	51,619		↓ L			
431013-00-4										4 pairs
-25-4	1-4	PL	CU3	47,950	51,600	21,800	↑ L	1,812		
-50-4			↓ AL	47,965	51,619		↓ L			

88,000 mm		31
------------------	--	-----------

OM 612.961 , OM 612.962 , OM 612.963 , OM 612.965 , OM 612.966 , OM 612.967 , OM 612.981 , OM 612.983 , OM 647.961 , OM 647.981 ,

401012-00-5										6 pairs
-25-5	1-6	HL	AL	57,940	62,500	17,500	↑ LO1G	2,265		
			↓ CU3	57,965	62,519		↓ L			
411003-00-2										2 pairs
-10-2		AS	AL	65,800	81,000		↑ L G	2,200		
-20-2				65,800	81,000		↓ L G			
431013-00-1										1 pair
		PL	CU3	47,950	51,600	21,800	↑ L	1,812		
			↓ AL	47,965	51,619		↓ L			
431013-00-5										5 pairs
	1-5	PL	CU3	47,950	51,600	21,800	↑ L	1,812		
			↓ AL	47,965	51,619		↓ L			



88,000 mm							32	
OM 612.990								
411003-00-2							2 pairs	
-10-2		AS	AL	65,800	81,000		↑ L G	2,200
-20-2				65,800	81,000		↓ L G	
431013-00-1							1 pair	
		PL	CU3	47,950	51,600	21,800	↑ L	1,812
			↓ AL	47,965	51,619		↓ L	
431013-00-5							5 pairs	
1-5		PL	CU3	47,950	51,600	21,800	↑ L	1,812
			↓ AL	47,965	51,619		↓ L	
88,000 mm							33	
OM 613.960, OM 613.961, OM 648.960, OM 648.961,								
411003-00-2							2 pairs	
-10-2		AS	AL	65,800	81,000		↑ L G	2,200
-20-2				65,800	81,000		↓ L G	
88,500 mm							34	
M 103.980, M 103.981, M 103.982, M 103.983, M 103.984, M 103.985, M 103.987, M 104.980, M 104.981,								
401005-00-6							7 pairs	
-25-6	1-7	HL	AL	57,950	62,500	17,500	↑ LO1G	2,261
-50-6				57,965	62,519		↓ L	
411003-00-2							2 pairs	
-10-2		AS	AL	65,800	81,000		↑ L G	2,200
-20-2				65,800	81,000		↓ L G	
89,000 mm							35	
OM 662.983								
401005-00-5							6 pairs	
-25-5	1-6	HL	AL	57,950	62,500	17,500	↑ LO1G	2,261
-50-5				57,965	62,519		↓ L	
-75-5								
-100-5								
89,000 mm							36	
M 102.910, M 102.919, M 102.921, M 102.922, M 102.924, M 102.938, M 102.961, M 102.962, M 102.963, M 102.964, M 102.965, OM 661.940,								
401005-00-4							5 pairs	
-25-4	1-5	HL	AL	57,950	62,500	17,500	↑ LO1G	2,261
-50-4				57,965	62,519		↓ L	
-75-4								
-100-4								
411003-00-2							2 pairs	
-10-2		AS	AL	65,800	81,000		↑ L G	2,200
-20-2				65,800	81,000		↓ L G	
89,000 mm							37	
M 102.920, M 102.939, M 120.980, M 120.981, M 120.982, M 120.983,								
411003-00-2							2 pairs	
-10-2		AS	AL	65,800	81,000		↑ L G	2,200
-20-2				65,800	81,000		↓ L G	



Type

89,000 mm **38**

OM 601.900 , OM 601.940 , OM 601.941 , OM 601.942 , OM 601.943 , OM 661.911 ,

401005-00-4								5 pairs
-25-4	1-5	HL	AL	57,950	62,500	17,500	↑ LO1G	2,261
-50-4				57,965	62,519		↓ L	
-75-4								
-100-4								
411003-00-2								2 pairs
-10-2		AS	AL	65,800	81,000		↑ L G	2,200
-20-2				65,800	81,000		↓ L G	
431011-00-4								4 pairs
-25-4	1-4	PL	AL	47,950	51,600	21,800	↑ LO1	1,812
-50-4				47,965	51,619		↓ L	
441006-00-1								1 pair
		PB	CU2	25,995	28,500	21,900	↑ O1G	1,500
				26,000	28,521		↓	

89,000 mm **39**

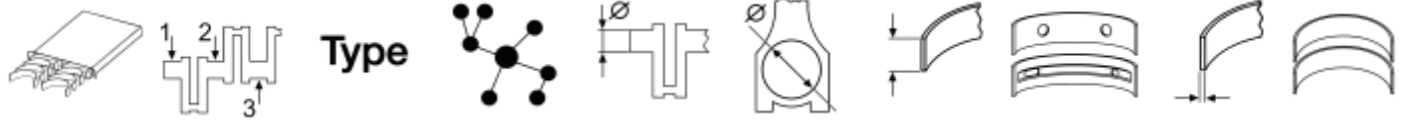
OM 601.970

401005-00-4								5 pairs
-25-4	1-5	HL	AL	57,950	62,500	17,500	↑ LO1G	2,261
-50-4				57,965	62,519		↓ L	
-75-4								
-100-4								
411003-00-2								2 pairs
-10-2		AS	AL	65,800	81,000		↑ L G	2,200
-20-2				65,800	81,000		↓ L G	
431012-00-4								4 pairs
-25-4	1-4	PL	CU3	47,950	51,600	21,800	↑ L	1,812
-50-4			↓ AL	47,965	51,619		↓ L	
441006-00-1								1 pair
		PB	CU2	25,995	28,500	21,900	↑ O1G	1,500
				26,000	28,521		↓	

89,000 mm **40**

OM 602.940 , OM 602.941 , OM 602.942 , OM 602.946 , OM 602.947 , OM 602.948 , OM 602.994 , OM 602.995 ,

401005-00-5								6 pairs
-25-5	1-6	HL	AL	57,950	62,500	17,500	↑ LO1G	2,261
-50-5				57,965	62,519		↓ L	
-75-5								
-100-5								
411003-00-2								2 pairs
-10-2		AS	AL	65,800	81,000		↑ L G	2,200
-20-2				65,800	81,000		↓ L G	
431011-00-5								5 pairs
-25-5	1-5	PL	AL	47,950	51,600	21,800	↑ LO1	1,812
-50-5				47,965	51,619		↓ L	
441006-00-1								1 pair
		PB	CU2	25,995	28,500	21,900	↑ O1G	1,500
				26,000	28,521		↓	



89,000 mm								41
OM 602.980 , OM 602.981 , OM 602.982 , OM 602.983 , OM 602.984 , OM 602.985 , OM 602.986 , OM 602.989 ,								
401005-00-5								6 pairs
-25-5	1-6	HL	AL	57,950	62,500	17,500	↑ LO1G	2,261
-50-5				57,965	62,519		↓ L	
-75-5								
-100-5								
401012-00-5								6 pairs
-25-5	1-6	HL	AL	57,940	62,500	17,500	↑ LO1G	2,265
			↓ CU3	57,965	62,519		↓ L	
411003-00-2								2 pairs
-10-2		AS	AL	65,800	81,000		↑ L G	2,200
-20-2				65,800	81,000		↓ L G	
431012-00-5								5 pairs
-25-5	1-5	PL	CU3	47,950	51,600	21,800	↑ L	1,812
-50-5			↓ AL	47,965	51,619		↓ L	
441006-00-1								1 pair
		PB	CU2	25,995	28,500	21,900	↑ O1G	1,500
				26,000	28,521		↓	
89,000 mm								42
OM 602.991								
401005-00-5								6 pairs
-25-5	1-6	HL	AL	57,950	62,500	17,500	↑ LO1G	2,261
-50-5				57,965	62,519		↓ L	
-75-5								
-100-5								
411003-00-2								2 pairs
-10-2		AS	AL	65,800	81,000		↑ L G	2,200
-20-2				65,800	81,000		↓ L G	
441006-00-1								1 pair
		PB	CU2	25,995	28,500	21,900	↑ O1G	1,500
				26,000	28,521		↓	
89,000 mm								43
OM 603.970 , OM 603.971 , OM 603.972 ,								
401005-00-6								7 pairs
-25-6	1-7	HL	AL	57,950	62,500	17,500	↑ LO1G	2,261
-50-6				57,965	62,519		↓ L	
411003-00-2								2 pairs
-10-2		AS	AL	65,800	81,000		↑ L G	2,200
-20-2				65,800	81,000		↓ L G	
441006-00-1								1 pair
		PB	CU2	25,995	28,500	21,900	↑ O1G	1,500
				26,000	28,521		↓	
89,000 mm								44
OM 604.910 , OM 604.912 ,								
401005-00-4								5 pairs
-25-4	1-5	HL	AL	57,950	62,500	17,500	↑ LO1G	2,261
-50-4				57,965	62,519		↓ L	
-75-4								
-100-4								
411003-00-2								2 pairs
-10-2		AS	AL	65,800	81,000		↑ L G	2,200
-20-2				65,800	81,000		↓ L G	
431011-00-4								4 pairs
-25-4	1-4	PL	AL	47,950	51,600	21,800	↑ LO1	1,812
-50-4				47,965	51,619		↓ L	



Type

89,000 mm **45**

OM 662.911

401005-00-5 **6 pairs**

-25-5	1-6	HL	AL	57,950	62,500	17,500	↑ LO1G	2,261
-50-5				57,965	62,519		↓ L	
-75-5								
-100-5								

411003-00-2 **2 pairs**

-10-2		AS	AL	65,800	81,000		↑ L G	2,200
-20-2				65,800	81,000		↓ L G	

431011-00-5 **5 pairs**

-25-5	1-5	PL	AL	47,950	51,600	21,800	↑ LO1	1,812
-50-5				47,965	51,619		↓ L	

89,000 mm **46**

OM 662.940

401005-00-5 **6 pairs**

-25-5	1-6	HL	AL	57,950	62,500	17,500	↑ LO1G	2,261
-50-5				57,965	62,519		↓ L	
-75-5								
-100-5								

411003-00-2 **2 pairs**

-10-2		AS	AL	65,800	81,000		↑ L G	2,200
-20-2				65,800	81,000		↓ L G	

89,900 mm **47**

M 104.941 , M 104.942 , M 104.943 , M 104.944 , M 104.945 , M 104.990 , M 104.991 , M 104.992 , M 104.994 , M 104.995 , M 104.996 ,

401005-00-6 **7 pairs**

-25-6	1-7	HL	AL	57,950	62,500	17,500	↑ LO1G	2,261
-50-6				57,965	62,519		↓ L	

411003-00-2 **2 pairs**

-10-2		AS	AL	65,800	81,000		↑ L G	2,200
-20-2				65,800	81,000		↓ L G	

89,900 mm **48**

M 111.940 , M 111.941 , M 111.942 , M 111.943 , M 111.944 , M 111.945 , M 111.946 , M 111.947 , M 111.948 , M 111.950 , M 111.951 , M 111.952 , M 111.955 , M 111.956 , M 111.957 , M 111.958 , M 111.960 , M 111.961 ,

401005-00-4 **5 pairs**

-25-4	1-5	HL	AL	57,950	62,500	17,500	↑ LO1G	2,261
-50-4				57,965	62,519		↓ L	
-75-4								
-100-4								

411003-00-2 **2 pairs**

-10-2		AS	AL	65,800	81,000		↑ L G	2,200
-20-2				65,800	81,000		↓ L G	

90,900 mm **49**

M 111.970 , M 111.973 , M 111.974 , M 111.975 , M 111.977 , M 111.978 , M 111.979 , M 111.980 , M 111.981 , M 111.982 , M 111.983 , M 111.984 , M 161.971 ,

401005-00-4 **5 pairs**

-25-4	1-5	HL	AL	57,950	62,500	17,500	↑ LO1G	2,261
-50-4				57,965	62,519		↓ L	
-75-4								
-100-4								

411003-00-2 **2 pairs**

-10-2		AS	AL	65,800	81,000		↑ L G	2,200
-20-2				65,800	81,000		↓ L G	



MERCEDES-BENZ



90,900 mm							50			
OM 616.912, OM 616.915, OM 616.917, OM 616.930, OM 616.931, OM 616.936, OM 616.937, OM 616.938, OM 616.939, OM 616.940, OM 616.960, OM 616.963,										
401001-00-4 * 5 pairs										
-25-4	1,2,4,5	HL	AL	69,955	74,500	27,000	↑ LO1G	2,255	4 pairs	
-50-4				69,965	74,519		↓ L			
-75-4	3	FL	AL	69,955	74,500	33,900	↑ L G	2,255	1 pair	
-100-4				69,965	74,519		↓ L G			
401008-00-4 5 pairs										
-25-4	1,2,4,5	HL	AL	69,955	74,500	27,000	↑ LO1G	2,255	4 pairs	
-50-4				69,965	74,519		↓ L			
-75-4	3	HL	AL	69,955	74,500	27,000	↑ LO1	2,255	1 pair	
				69,965	74,519		↓ LO1			
411004-00-2 2 pairs										
		AS	AL	78,025	91,500		↑ L G	2,200		
				78,025	91,500		↓ G			
431008-00-1 1 pair										
		PL	AL	51,955	55,600	26,000	↑ L	1,805		
				51,965	55,619		↓ L			
431008-00-4 4 pairs										
-25-4	1-4	PL	AL	51,955	55,600	26,000	↑ L	1,805		
-50-4				51,965	55,619		↓ L			
-75-4										
-100-4										
90,900 mm							51			
OM 616.918, OM 616.919,										
401001-00-4 * 5 pairs										
-25-4	1,2,4,5	HL	AL	69,955	74,500	27,000	↑ LO1G	2,255	4 pairs	
-50-4				69,965	74,519		↓ L			
-75-4	3	FL	AL	69,955	74,500	33,900	↑ L G	2,255	1 pair	
-100-4				69,965	74,519		↓ L G			
411004-00-2 2 pairs										
		AS	AL	78,025	91,500		↑ L G	2,200		
				78,025	91,500		↓ G			
431008-00-1 1 pair										
		PL	AL	51,955	55,600	26,000	↑ L	1,805		
				51,965	55,619		↓ L			
431008-00-4 4 pairs										
-25-4	1-4	PL	AL	51,955	55,600	26,000	↑ L	1,805		
-50-4				51,965	55,619		↓ L			
-75-4										
-100-4										
90,900 mm							52			
OM 617.913, OM 617.931, OM 617.932, OM 617.933,										
411004-00-2 2 pairs										
		AS	AL	78,025	91,500		↑ L G	2,200		
				78,025	91,500		↓ G			
431008-00-1 1 pair										
		PL	AL	51,955	55,600	26,000	↑ L	1,805		
				51,965	55,619		↓ L			
431008-00-5 5 pairs										
	1-5	PL	AL	51,955	55,600	26,000	↑ L	1,805		
				51,965	55,619		↓ L			
90,900 mm							53			
OM 617.950, OM 617.951, OM 617.952,										
411004-00-2 2 pairs										
		AS	AL	78,025	91,500		↑ L G	2,200		
				78,025	91,500		↓ G			



91,000 mm **54**

M 104.941 (AMG 3.6) , M 104.992 (AMG 3.6) ,

401005-00-6 7 pairs									
-25-6	1-7	HL	AL	57,950	62,500	17,500	↑ LO1G	2,261	
-50-6				57,965	62,519		↓ L		
411003-00-2 2 pairs									
-10-2		AS	AL	65,800	81,000		↑ L G	2,200	
-20-2				65,800	81,000		↓ L G		

91,000 mm **55**

OM 616.910 , OM 616.911 , OM 616.913 , OM 616.914 , OM 616.932 , OM 616.933 , OM 616.934 , OM 616.942 , OM 616.943 , OM 616.944 , OM 616.961 ,

401001-00-4 * 5 pairs									
-25-4	1,2,4,5	HL	AL	69,955	74,500	27,000	↑ LO1G	2,255	4 pairs
-50-4				69,965	74,519		↓ L		
-75-4									
-100-4	3	FL	AL	69,955	74,500	33,900	↑ L G	2,255	1 pair
				69,965	74,519		↓ L G		
401008-00-4 5 pairs									
-25-4	1,2,4,5	HL	AL	69,955	74,500	27,000	↑ LO1G	2,255	4 pairs
-50-4				69,965	74,519		↓ L		
-75-4									
	3	HL	AL	69,955	74,500	27,000	↑ LO1	2,255	1 pair
				69,965	74,519		↓ LO1		
411004-00-2 2 pairs									
		AS	AL	78,025	91,500		↑ L G	2,200	
				78,025	91,500		↓ G		
431008-00-1 1 pair									
		PL	AL	51,955	55,600	26,000	↑ L	1,805	
				51,965	55,619		↓ L		
431008-00-4 4 pairs									
-25-4	1-4	PL	AL	51,955	55,600	26,000	↑ L	1,805	
-50-4				51,965	55,619		↓ L		
-75-4									
-100-4									

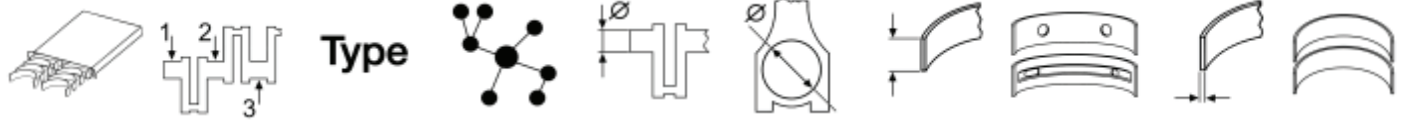
91,000 mm **56**

OM 616.916 , OM 616.962 ,

401001-00-4 * 5 pairs									
-25-4	1,2,4,5	HL	AL	69,955	74,500	27,000	↑ LO1G	2,255	4 pairs
-50-4				69,965	74,519		↓ L		
-75-4									
-100-4	3	FL	AL	69,955	74,500	33,900	↑ L G	2,255	1 pair
				69,965	74,519		↓ L G		
411004-00-2 2 pairs									
		AS	AL	78,025	91,500		↑ L G	2,200	
				78,025	91,500		↓ G		
431008-00-1 1 pair									
		PL	AL	51,955	55,600	26,000	↑ L	1,805	
				51,965	55,619		↓ L		
431008-00-4 4 pairs									
-25-4	1-4	PL	AL	51,955	55,600	26,000	↑ L	1,805	
-50-4				51,965	55,619		↓ L		
-75-4									
-100-4									



MERCEDES-BENZ



91,000 mm										57
OM 617.910 , OM 617.912 ,										
411004-00-2										2 pairs
		AS	AL	78,025	91,500		↑ L	G	2,200	
				78,025	91,500		↓	G		
431008-00-1										1 pair
		PL	AL	51,955	55,600	26,000	↑ L		1,805	
				51,965	55,619		↓ L			
431008-00-5										5 pairs
	1-5	PL	AL	51,955	55,600	26,000	↑ L		1,805	
				51,965	55,619		↓ L			
91,000 mm										58
OM 617.919										
401001-00-4 *										5 pairs
	-25-4	1,2,4,5	HL	AL	69,955	74,500	27,000	↑ LO1G	2,255	4 pairs
	-50-4				69,965	74,519		↓ L		
	-75-4									
	-100-4	3	FL	AL	69,955	74,500	33,900	↑ L	G	2,255
					69,965	74,519		↓ L	G	1 pair
411004-00-2										2 pairs
		AS	AL	78,025	91,500		↑ L	G	2,200	
				78,025	91,500		↓	G		
431008-00-1										1 pair
		PL	AL	51,955	55,600	26,000	↑ L		1,805	
				51,965	55,619		↓ L			
431008-00-5										5 pairs
	1-5	PL	AL	51,955	55,600	26,000	↑ L		1,805	
				51,965	55,619		↓ L			
93,750 mm										59
M 115.951 , M 115.952 , M 115.954 , M 115.955 , M 115.970 , M 115.971 , M 115.972 , M 115.973 , M 115.974 ,										
401001-00-4 *										5 pairs
	-25-4	1,2,4,5	HL	AL	69,955	74,500	27,000	↑ LO1G	2,255	4 pairs
	-50-4				69,965	74,519		↓ L		
	-75-4									
	-100-4	3	FL	AL	69,955	74,500	33,900	↑ L	G	2,255
					69,965	74,519		↓ L	G	1 pair
95,500 mm										60
M 102.942 , M 102.943 , M 102.945 , M 102.946 , M 102.958 , M 102.959 , M 102.979 , M 102.981 , M 102.982 , M 102.983 , M 102.985 , M 102.987 , M 102.989 , M 102.990 , M 102.991 , M 102.992 , M 102.996 , M 102.997 , M 102.998 ,										
401005-00-4										5 pairs
	-25-4	1-5	HL	AL	57,950	62,500	17,500	↑ LO1G	2,261	
	-50-4				57,965	62,519		↓ L		
	-75-4									
	-100-4									
411003-00-2										2 pairs
	-10-2		AS	AL	65,800	81,000		↑ L	G	2,200
	-20-2				65,800	81,000		↓ L	G	
95,500 mm										61
M 102.955 , M 102.980 ,										
411003-00-2										2 pairs
	-10-2		AS	AL	65,800	81,000		↑ L	G	2,200
	-20-2				65,800	81,000		↓ L	G	



97,000 mm **62**

OM 314.900 , OM 314.910 , OM 314.914 , OM 314.915 , OM 314.916 , OM 314.917 , OM 314.918 , OM 314.919 , OM 314.920 , OM 314.921 , OM 314.922 , OM 314.940 , OM 314.941 , OM 314.942 , OM 314.943 , OM 314.944 , OM 314.945 , OM 314.946 , OM 314.947 , OM 314.948 , OM 314.949 , OM 314.950 , OM 314.951 , OM 314.953 , OM 314.954 , OM 314.956 , OM 314.957 , OM 314.958 , OM 314.959 , OM 314.960 , OM 314.961 , OM 314.962 , OM 314.963 , OM 314.964 , OM 314.965 , OM 314.967 , OM 314.968 , OM 314.970 , OM 340.930 , OM 340.932 , OM 343.910 , OM 343.932 , OM 343.934 ,

401003-00-4 **5 pairs**

-25-4	1,3,4,5	HL	CU3	87,990 88,010	93,000 93,022	24,100	↑ LO1G ↓ L	2,477	4 pairs
	2	FL	CU3	87,990 88,010	93,000 93,022	31,810	↑ LO1G ↓ L	2,477	1 pair

431006-00-1 **1 pair**

		PL	CU3	59,990 60,015	65,000 65,019	29,400	↑ L ↓ L	2,472	
--	--	----	-----	------------------	------------------	--------	------------	-------	--

431006-00-4 **4 pairs**

-25-4	1-4	PL	CU3	59,990	65,000	29,400	↑ L	2,472	
-50-4				60,015	65,019		↓ L		

97,000 mm **63**

OM 341.900

431006-00-1 **1 pair**

		PL	CU3	59,990 60,015	65,000 65,019	29,400	↑ L ↓ L	2,472	
--	--	----	-----	------------------	------------------	--------	------------	-------	--

431006-00-6 **6 pairs**

-25-6	1-6	PL	CU3	59,990	65,000	29,400	↑ L	2,470	
-50-6				60,015	65,019		↓ L		
-75-6									
-100-6									
-125-6									
-150-6									

441002-00-6 **6 pairs**

	1-6	PB	CU2	35,995 36,000	39,000 39,025	34,500		1,850	
--	-----	----	-----	------------------	------------------	--------	--	-------	--



97,000 mm

64

OM 341.910, OM 341.911, OM 341.912, OM 341.913, OM 341.915, OM 341.918, OM 341.919, OM 341.931, OM 341.932, OM 341.933, OM 341.934, OM 341.935, OM 341.936, OM 341.937, OM 341.938, OM 341.939, OM 341.941, OM 341.943, OM 341.946, OM 341.947, OM 341.948, OM 341.949, OM 341.950, OM 341.951, OM 341.995, OM 341.996, OM 344.905, OM 344.912, OM 344.913, OM 344.930, OM 344.931, OM 344.932, OM 344.933, OM 344.934, OM 344.937, OM 344.938, OM 344.939, OM 344.940, OM 344.941, OM 344.943, OM 344.944, OM 344.945, OM 344.946, OM 344.948, OM 344.949, OM 344.951, OM 344.952, OM 344.963, OM 352.901, OM 352.902, OM 352.903, OM 352.904, OM 352.905, OM 352.906, OM 352.907, OM 352.908, OM 352.909, OM 352.910, OM 352.911, OM 352.912, OM 352.913, OM 352.914, OM 352.915, OM 352.916, OM 352.917, OM 352.918, OM 352.919, OM 352.930, OM 352.931, OM 352.932, OM 352.933, OM 352.934, OM 352.935, OM 352.936, OM 352.937, OM 352.938, OM 352.939, OM 352.942, OM 352.943, OM 352.944, OM 352.945, OM 352.946, OM 352.948, OM 352.949, OM 352.950, OM 352.953, OM 352.954, OM 352.955, OM 352.959, OM 352.963, OM 352.964, OM 352.965, OM 352.966, OM 352.967, OM 352.968, OM 352.969, OM 352.970, OM 352.971, OM 352.972, OM 352.973, OM 352.974, OM 352.975, OM 352.976, OM 352.978, OM 352.979, OM 352.980, OM 352.981, OM 352.982, OM 352.983, OM 352.984, OM 352.985, OM 352.986, OM 352.987, OM 352.988, OM 352.989, OM 352.990, OM 352.991, OM 352.992, OM 352.993, OM 352.994, OM 352.996, OM 352.997, OM 352.998, OM 352.999, OM 353.900, OM 353.901, OM 353.902, OM 353.903, OM 353.904, OM 353.905, OM 353.907, OM 353.909, OM 353.910, OM 353.911, OM 353.912, OM 353.913, OM 353.914, OM 353.915, OM 353.916, OM 353.917, OM 353.920, OM 353.921, OM 353.922, OM 353.923, OM 353.930, OM 353.931, OM 353.932, OM 353.933, OM 353.934, OM 353.935, OM 353.936, OM 353.937, OM 353.938, OM 353.939, OM 353.940, OM 353.941, OM 353.942, OM 353.943, OM 353.944, OM 353.945, OM 353.946, OM 353.949, OM 353.950, OM 353.951, OM 353.952, OM 353.953, OM 353.954, OM 353.957, OM 353.958, OM 353.959, OM 353.960, OM 353.961, OM 353.962, OM 353.963, OM 353.964, OM 353.965, OM 353.966, OM 353.967, OM 353.968, OM 353.969, OM 353.970, OM 353.971, OM 353.972, OM 353.973, OM 353.974, OM 353.975, OM 353.976, OM 353.977, OM 353.978, OM 353.980, OM 353.981, OM 353.982, OM 353.983, OM 353.984, OM 353.985, OM 353.989, OM 353.991, OM 353.995, OM 353.997, OM 362.906, OM 362.909, OM 362.910,

401003-00-6 *										7 pairs
-25-6	1,2,3,5,6,7	HL	CU3	87,990	93,000	24,100	↑ LO1G	2,477	6 pairs	
-50-6				88,010	93,022		↓ L			
-75-6	4	FL	CU2	87,990	93,000	31,810	↑ LO1G	2,477	1 pair	
				88,010	93,022		↓ L			
431006-00-1										1 pair
		PL	CU3	59,990	65,000	29,400	↑ L	2,472		
				60,015	65,019		↓ L			
431006-00-6										6 pairs
-25-6	1-6	PL	CU3	59,990	65,000	29,400	↑ L	2,470		
-50-6				60,015	65,019		↓ L			
-75-6										
-100-6										
-125-6										
-150-6										
441002-00-6										6 pairs
	1-6	PB	CU2	35,995	39,000	34,500		1,850		
				36,000	39,025					

97,000 mm

65

OM 353.906, OM 353.988, OM 353.996, OM 353.998, OM 353.999,

401003-00-6 *										7 pairs
-25-6	1,2,3,5,6,7	HL	CU3	87,990	93,000	24,100	↑ LO1G	2,477	6 pairs	
-50-6				88,010	93,022		↓ L			
-75-6	4	FL	CU2	87,990	93,000	31,810	↑ LO1G	2,477	1 pair	
				88,010	93,022		↓ L			
431006-00-1										1 pair
		PL	CU3	59,990	65,000	29,400	↑ L	2,472		
				60,015	65,019		↓ L			
431006-00-6										6 pairs
-25-6	1-6	PL	CU3	59,990	65,000	29,400	↑ L	2,470		
-50-6				60,015	65,019		↓ L			
-75-6										
-100-6										
-125-6										
-150-6										



Type

97,500 mm		66
------------------	--	-----------

OM 354.900, OM 354.901, OM 354.902, OM 354.903, OM 354.920, OM 354.921, OM 354.922, OM 354.923, OM 354.924, OM 354.925, OM 354.926, OM 354.900, OM 354.901, OM 354.905, OM 354.906, OM 354.907, OM 354.908, OM 354.909, OM 354.911, OM 354.912, OM 354.913, OM 354.914, OM 354.916, OM 354.917, OM 354.918, OM 354.919, OM 354.920, OM 354.921, OM 354.950, OM 354.951, OM 354.952, OM 354.953, OM 354.954, OM 354.955, OM 354.956, OM 354.957, OM 354.958, OM 354.959, OM 354.979, OM 354.980, OM 354.981, OM 354.982, OM 354.983, OM 354.984, OM 354.985, OM 354.986, OM 354.987, OM 354.989, OM 370.905, OM 370.950, OM 370.951, OM 370.952, OM 374.900, OM 374.905, OM 374.907, OM 374.908, OM 374.992, OM 380.940, OM 380.942, OM 380.943,

401004-00-4								5 pairs
--------------------	--	--	--	--	--	--	--	----------------

-25-4	1,2,3,4	HL	CU3	87,990 88,010	93,000 93,022	24,100	↑ L O2G ↓ L	2,477	4 pairs
	5	FL	CU3	87,990 88,010	93,000 93,022	31,810	↑ L O1 ↓ L	2,473	1 pair

431006-00-1								1 pair
--------------------	--	--	--	--	--	--	--	---------------

		PL	CU3	59,990 60,015	65,000 65,019	29,400	↑ L ↓ L	2,472	
--	--	----	-----	------------------	------------------	--------	------------	-------	--

431006-00-4								4 pairs
--------------------	--	--	--	--	--	--	--	----------------

-25-4	1-4	PL	CU3	59,990	65,000	29,400	↑ L	2,472	
-50-4				60,015	65,019		↓ L		

97,500 mm		67
------------------	--	-----------

OM 356.901, OM 356.902, OM 356.903, OM 356.904, OM 356.905, OM 356.906, OM 356.907, OM 356.908, OM 356.909, OM 356.910, OM 356.911, OM 356.912, OM 356.913, OM 356.914, OM 356.915, OM 356.916, OM 356.940, OM 356.941, OM 356.943, OM 356.944, OM 356.945, OM 356.946, OM 356.947, OM 356.948, OM 356.949, OM 356.950, OM 356.951, OM 356.952, OM 356.953, OM 356.954, OM 356.955, OM 356.956, OM 356.957, OM 356.958, OM 356.959, OM 356.977, OM 356.978, OM 356.979, OM 356.980, OM 356.981, OM 356.982, OM 356.983, OM 356.984, OM 356.985, OM 356.986, OM 356.987, OM 356.989, OM 356.990, OM 356.991, OM 356.992, OM 356.993, OM 356.994, OM 356.995, OM 356.996, OM 356.997, OM 356.998, OM 356.999, OM 357.900, OM 357.901, OM 357.902, OM 357.903, OM 357.904, OM 357.906, OM 357.907, OM 357.908, OM 357.909, OM 357.910, OM 357.912, OM 357.913, OM 357.915, OM 357.916, OM 357.917, OM 357.918, OM 357.919, OM 357.920, OM 357.921, OM 357.922, OM 357.924, OM 357.925, OM 357.927, OM 357.929, OM 357.930, OM 357.931, OM 357.932, OM 357.933, OM 357.936, OM 357.937, OM 357.938, OM 357.940, OM 357.941, OM 357.942, OM 357.943, OM 357.944, OM 357.945, OM 357.946, OM 357.947, OM 357.948, OM 357.949, OM 357.961, OM 357.962, OM 357.963, OM 357.964, OM 357.965, OM 357.966, OM 357.967, OM 357.968, OM 357.969, OM 357.970, OM 357.971, OM 357.972, OM 357.973, OM 357.974, OM 357.975, OM 357.976, OM 357.977, OM 357.978, OM 357.979, OM 357.980, OM 357.981, OM 357.982, OM 357.983, OM 357.984, OM 357.985, OM 357.986, OM 357.987, OM 357.988, OM 357.989, OM 357.990, OM 357.991, OM 357.992, OM 357.993, OM 357.994, OM 357.995, OM 357.996, OM 357.997, OM 357.998, OM 357.999, OM 372.906, OM 372.907, OM 372.908, OM 372.909, OM 372.910, OM 372.911, OM 372.912, OM 372.913, OM 372.914, OM 372.915, OM 372.916, OM 372.917, OM 372.918, OM 372.919, OM 372.920, OM 372.921, OM 372.922, OM 372.923, OM 372.924, OM 372.925, OM 372.926, OM 372.927, OM 372.928, OM 372.929, OM 372.930, OM 372.931, OM 372.932, OM 372.933, OM 372.934, OM 372.935, OM 372.936, OM 372.937, OM 372.938, OM 372.939, OM 372.940, OM 372.941, OM 372.942, OM 372.943, OM 372.944, OM 372.945, OM 372.946, OM 372.947, OM 372.948, OM 372.949, OM 372.950, OM 372.951, OM 372.952, OM 372.953, OM 372.954, OM 372.955, OM 372.956, OM 372.957, OM 372.958, OM 372.959, OM 372.960, OM 372.961, OM 372.962, OM 372.963, OM 372.964, OM 372.965, OM 372.966, OM 372.967, OM 372.968, OM 372.969, OM 372.970, OM 372.971, OM 372.972, OM 372.973, OM 372.974, OM 372.975, OM 372.976, OM 372.977, OM 372.978, OM 372.979, OM 372.980, OM 372.981, OM 372.982, OM 372.983, OM 372.984, OM 372.985, OM 372.986, OM 372.987, OM 372.988, OM 372.989, OM 372.990, OM 372.991, OM 372.992, OM 372.993, OM 372.994, OM 372.995, OM 372.996, OM 372.997, OM 372.998, OM 372.999, OM 376.905, OM 376.906, OM 376.907, OM 376.908, OM 376.909, OM 376.910, OM 376.911, OM 376.912, OM 376.913, OM 376.914, OM 376.915, OM 376.916, OM 376.917, OM 376.918, OM 376.919, OM 376.920, OM 376.921, OM 376.922, OM 376.923, OM 376.924, OM 376.925, OM 376.926, OM 376.927, OM 376.928, OM 376.929, OM 376.930, OM 376.931, OM 376.932, OM 376.933, OM 376.934, OM 376.935, OM 376.936, OM 376.937, OM 376.938, OM 376.939, OM 376.940, OM 376.941, OM 376.942, OM 376.943, OM 376.944, OM 376.945, OM 376.946, OM 376.947, OM 376.948, OM 376.949, OM 376.950, OM 376.951, OM 376.952, OM 376.953, OM 376.954, OM 376.955, OM 376.956, OM 376.957, OM 376.958, OM 376.959, OM 376.960, OM 376.961, OM 376.962, OM 376.963, OM 376.964, OM 376.965, OM 376.966, OM 376.967, OM 376.968, OM 376.969, OM 376.970, OM 376.971, OM 376.972, OM 376.973, OM 376.974, OM 376.975, OM 376.976, OM 376.977, OM 376.978, OM 376.979, OM 376.980, OM 376.981, OM 376.982, OM 376.983, OM 376.984, OM 376.985, OM 376.986, OM 376.987, OM 376.988, OM 376.989, OM 376.990, OM 376.991, OM 376.992, OM 376.993, OM 376.994, OM 376.995, OM 376.996, OM 376.997, OM 376.998, OM 376.999, OM 377.940, OM 377.941, OM 377.942, OM 377.943, OM 377.944, OM 377.945, OM 377.946, OM 377.947, OM 377.948, OM 377.949, OM 377.950, OM 377.951, OM 377.952, OM 377.953, OM 377.954, OM 377.955, OM 377.956, OM 377.957, OM 377.958, OM 377.959, OM 377.960, OM 377.961, OM 377.962, OM 377.963, OM 377.964, OM 377.965, OM 377.966, OM 377.967, OM 377.968, OM 377.969, OM 377.970, OM 377.971, OM 377.972, OM 377.973, OM 377.974, OM 377.975, OM 377.976, OM 377.977, OM 377.978, OM 377.979, OM 377.980, OM 377.981, OM 377.982, OM 377.983, OM 377.984, OM 377.985, OM 377.986, OM 377.987, OM 377.988, OM 377.989, OM 377.990, OM 377.991, OM 377.992, OM 377.993, OM 377.994, OM 377.995, OM 377.996, OM 377.997, OM 377.998, OM 377.999, OM 382.916, OM 382.917, OM 382.919, OM 382.950, OM 382.970, OM 382.971, OM 386.906, OM 386.950, OM 386.951, OM 386.952, OM 386.980, OM 386.981, OM 386.983,

401004-00-6 *								7 pairs
----------------------	--	--	--	--	--	--	--	----------------

-25-6	1,2,3,4,5,6	HL	CU3	87,990 88,010	93,000 93,022	24,100	↑ L O2G ↓ L	2,477	6 pairs
-50-6									
-75-6	7	FL	CU3	87,990 88,100	93,000 93,022	31,810	↑ L O1 ↓ L	2,473	1 pair

431006-00-1								1 pair
--------------------	--	--	--	--	--	--	--	---------------

		PL	CU3	59,990 60,015	65,000 65,019	29,400	↑ L ↓ L	2,472	
--	--	----	-----	------------------	------------------	--------	------------	-------	--

431006-00-6								6 pairs
--------------------	--	--	--	--	--	--	--	----------------

-25-6	1-6	PL	CU3	59,990	65,000	29,400	↑ L	2,470	
-50-6				60,015	65,019		↓ L		
-75-6									
-100-6									
-125-6									
-150-6									

441002-00-6								6 pairs
--------------------	--	--	--	--	--	--	--	----------------

	1-6	PB	CU2	35,995 36,000	39,000 39,025	34,500		1,850	
--	-----	----	-----	------------------	------------------	--------	--	-------	--



97,500 mm							68			
OM 356.988 , OM 357.926 , OM 357.934 , OM 357.935 , OM 357.938 , OM 390.900 ,										
401004-00-6 *										7 pairs
-25-6	1,2,3,4,5,6	HL	CU3	87,990	93,000	24,100	↑ LO2G	2,477	6 pairs	
-50-6				88,010	93,022		↓ L			
-75-6	7	FL	CU3	87,990	93,000	31,810	↑ LO1	2,473	1 pair	
				88,100	93,022		↓ L			
431006-00-1										1 pair
		PL	CU3	59,990	65,000	29,400	↑ L	2,472		
				60,015	65,019		↓ L			
431006-00-6										6 pairs
-25-6	1-6	PL	CU3	59,990	65,000	29,400	↑ L	2,470		
-50-6				60,015	65,019		↓ L			
-75-6										
-100-6										
-125-6										
-150-6										
97,500 mm							69			
OM 384.906 , OM 384.907 , OM 384.908 ,										
431006-00-1										1 pair
		PL	CU3	59,990	65,000	29,400	↑ L	2,472		
				60,015	65,019		↓ L			
431006-00-4										4 pairs
-25-4	1-4	PL	CU3	59,990	65,000	29,400	↑ L	2,472		
-50-4				60,015	65,019		↓ L			
106,000 mm							70			
OM 926.929										
433815-00-4										4 pairs
-25-4	1-4	PL	CU3	56,520	60,333	24,700	↑ LO1	1,870		
-50-4				56,535	60,345		↓ LO1			
125,000 mm							71			
OM 401.900 , OM 401.901 , OM 401.905 , OM 401.906 , OM 401.907 , OM 401.908 , OM 401.909 , OM 401.912 , OM 401.913 , OM 401.914 , OM 401.915 , OM 401.916 , OM 401.917 , OM 401.918 , OM 401.919 , OM 401.921 , OM 401.922 , OM 401.923 , OM 401.924 , OM 401.925 , OM 401.926 , OM 401.927 , OM 401.928 , OM 403.900 , OM 403.905 , OM 403.906 , OM 403.910 , OM 403.915 , OM 403.916 , OM 403.917 , OM 403.918 , OM 403.919 , OM 403.930 , OM 403.931 , OM 403.932 , OM 403.933 , OM 403.934 , OM 403.935 ,										
431014-00-1										1 pair
-25-1		PL	CU3	89,980	95,000	31,000	↑ LO1	2,473		
-50-1				90,000	95,022		↓ LO1			
-75-1										
-100-1										
125,000 mm							72			
OM 402.900										
401009-00-8 *										5 pairs
-25-8		HL	CU3	103,980	111,000	30,500	↑ LO1G	3,472	4 pairs	
-50-8				104,000	111,022		↓ L			
-75-8		FL	CU3	103,980	111,000	37,810	↑ LO1G	3,472	1 pair	
-100-8				104,000	111,022		↓ L			
431014-00-8										8 pairs
-25-8	1-8	PL	CU3	89,980	95,000	31,000	↑ LO1	2,473		
-50-8				90,000	95,022		↓ LO1			



Type

125,000 mm

73

OM 402.900

431014-00-1 1 pair

-25-1		PL	CU3	89,980	95,000	31,000	↑ LO1	2,473	
-50-1				90,000	95,022		↓ LO1		
-75-1									
-100-1									

431014-00-8 8 pairs

-25-8	1-8	PL	CU3	89,980	95,000	31,000	↑ LO1	2,473	
-50-8				90,000	95,022		↓ LO1		

125,000 mm

74

OM 402.901, OM 402.905, OM 402.906, OM 402.907, OM 402.910, OM 402.911, OM 402.912, OM 402.913, OM 402.914, OM 402.916, OM 402.917, OM 402.919, OM 402.921, OM 402.923, OM 402.924, OM 402.925, OM 402.926, OM 402.927, OM 402.928,

401009-00-8 * 5 pairs

-25-8		HL	CU3	103,980	111,000	30,500	↑ LO1G	3,472	4 pairs
-50-8				104,000	111,022		↓ L		
-75-8		FL	CU3	103,980	111,000	37,810	↑ LO1G	3,472	1 pair
-100-8				104,000	111,022		↓ L		

431014-00-1 1 pair

-25-1		PL	CU3	89,980	95,000	31,000	↑ LO1	2,473	
-50-1				90,000	95,022		↓ LO1		
-75-1									
-100-1									

431014-00-8 8 pairs

-25-8	1-8	PL	CU3	89,980	95,000	31,000	↑ LO1	2,473	
-50-8				90,000	95,022		↓ LO1		

125,000 mm

75

OM 402.970, OM 402.971, OM 402.972, OM 402.973, OM 402.974, OM 402.975, OM 402.977, OM 402.978, OM 402.982, OM 402.983, OM 402.984, OM 402.985, OM 402.986, OM 402.987, OM 402.989, OM 402.990, OM 402.995, OM 402.996,

401009-00-8 * 5 pairs

-25-8		HL	CU3	103,980	111,000	30,500	↑ LO1G	3,472	4 pairs
-50-8				104,000	111,022		↓ L		
-75-8		FL	CU3	103,980	111,000	37,810	↑ LO1G	3,472	1 pair
-100-8				104,000	111,022		↓ L		

128,000 mm

76

OM 335.910, OM 335.930, OM 335.932, OM 345.910, OM 345.912, OM 345.913, OM 345.932, OM 345.933, OM 345.936, OM 345.937, OM 345.952, OM 345.953, OM 345.960, OM 355.910, OM 355.911, OM 355.912, OM 355.913, OM 355.914, OM 355.915, OM 355.916, OM 355.918, OM 355.960, OM 355.961, OM 355.962, OM 355.963, OM 355.964, OM 355.966, OM 355.967, OM 355.968, OM 355.969, OM 355.970, OM 355.972, OM 355.973, OM 355.974, OM 355.975, OM 355.976, OM 355.977, OM 355.978, OM 355.979, OM 355.980, OM 355.981, OM 355.982, OM 355.983, OM 355.984,

401006-00-6 * 7 pairs

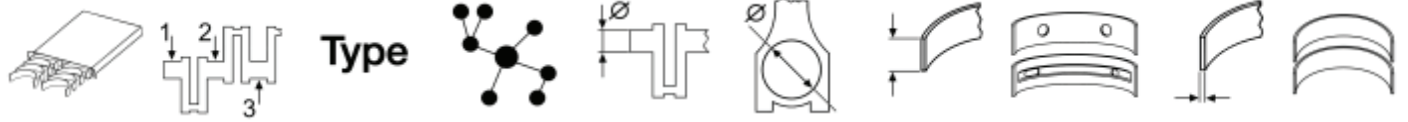
-25-6	1,2,3,5,6	HL	CU3	94,980	100,000	35,150	↑ LO1G	2,470	5 pairs
-50-6				95,000	100,022		↓ L		
-75-6	7	HL	CU3	94,980	100,000	52,150	↑ LO1G	2,470	1 pair
				95,000	100,022		↓ L		
	4	FL	CU3	94,980	102,000	64,800	↑ LO1G	3,470	1 pair
				95,000	102,022		↓ L		

431002-00-1 1 pair

		PL	CU3	77,980	83,000	41,750	↑ LO1	2,468	
				78,000	83,022		↓ LO1		

431002-00-6 6 pairs

-25-6	1-6	PL	CU3	77,980	83,000	41,750	↑ LO2	2,468	
-50-6				78,000	83,022		↓ LO2		
-75-6									
-100-6									



128,000 mm 77

OM 345.900 , OM 345.915 , OM 355.917 , OM 355.965 ,

401006-00-6 * 7 pairs									
-25-6	1,2,3,5,6	HL	CU3	94,980	100,000	35,150	↑ LO1G	2,470	5 pairs
-50-6				95,000	100,022		↓ L		
-75-6	7	HL	CU3	94,980	100,000	52,150	↑ LO1G	2,470	1 pair
				95,000	100,022		↓ L		
	4	FL	CU3	94,980	102,000	64,800	↑ LO1G	3,470	1 pair
				95,000	102,022		↓ L		

128,000 mm 78

OM 421.905 , OM 421.906 , OM 421.907 , OM 421.908 , OM 421.909 , OM 421.910 , OM 441.901 ,

431014-00-1 1 pair									
-25-1		PL	CU3	89,980	95,000	31,000	↑ LO1	2,473	
-50-1				90,000	95,022		↓ LO1		
-75-1									
-100-1									

128,000 mm 79

OM 422.901 , OM 422.951 , OM 422.952 , OM 422.953 , OM 422.954 , OM 422.955 , OM 422.956 , OM 422.957 , OM 422.958 , OM 422.959 , OM 422.963 ,
 OM 440.940 , OM 440.941 , OM 440.942 , OM 440.943 , OM 440.945 , OM 440.948 , OM 440.970 , OM 440.972 , OM 440.973 , OM 440.974 ,
 OM 440.975 , OM 440.976 , OM 440.978 , OM 440.979 , OM 440.980 , OM 440.981 , OM 440.982 , OM 440.983 , OM 440.984 , OM 440.985 , OM 440.986 ,
 OM 440.987 , OM 440.988 , OM 440.989 , OM 440.990 , OM 440.991 , OM 442.901 , OM 442.940 , OM 442.941 , OM 442.942 , OM 442.943 , OM 442.944 ,
 OM 442.945 , OM 442.946 , OM 442.950 , OM 442.951 , OM 442.952 , OM 442.953 , OM 442.954 , OM 442.955 , OM 442.957 , OM 442.958 , OM 442.959 ,
 OM 442.960 , OM 442.961 , OM 442.962 , OM 442.963 , OM 442.964 , OM 442.965 , OM 442.966 , OM 442.967 , OM 442.968 , OM 442.969 , OM 442.970 ,
 OM 442.971 , OM 442.972 , OM 442.973 , OM 442.974 , OM 442.975 , OM 442.976 , OM 442.977 , OM 442.978 , OM 442.979 , OM 442.980 , OM 442.982 ,
 OM 442.983 , OM 442.984 , OM 442.985 , OM 442.989 , OM 442.991 , OM 442.992 , OM 442.993 , OM 442.994 , OM 442.995 , OM 442.996 , OM 442.997 ,
 OM 442.998 , OM 442.999 , OM 446.920 , OM 446.922 , OM 446.923 , OM 446.924 , OM 446.925 , OM 446.926 , OM 446.927 , OM 446.928 , OM 446.929 ,
 OM 446.930 , OM 446.931 , OM 446.932 , OM 446.933 , OM 446.934 , OM 446.935 , OM 446.936 , OM 446.938 , OM 446.939 , OM 446.940 , OM 446.941 ,
 OM 446.942 , OM 446.943 , OM 446.944 , OM 446.945 , OM 446.946 , OM 446.947 , OM 446.948 , OM 482.912 , OM 482.930 , OM 482.940 , OM 482.941 ,

401009-00-8 * 5 pairs									
-25-8		HL	CU3	103,980	111,000	30,500	↑ LO1G	3,472	4 pairs
-50-8				104,000	111,022		↓ L		
-75-8									
-100-8		FL	CU3	103,980	111,000	37,810	↑ LO1G	3,472	1 pair
				104,000	111,022		↓ L		

128,000 mm 80

OM 422.905 , OM 422.906 , OM 422.907 , OM 422.908 , OM 422.909 , OM 422.910 , OM 422.911 , OM 422.912 , OM 422.913 , OM 422.914 , OM 422.915 ,
 OM 422.916 , OM 422.917 , OM 422.918 , OM 422.919 , OM 422.920 , OM 422.921 , OM 422.922 , OM 422.923 , OM 440.949 ,

401009-00-8 * 5 pairs									
-25-8		HL	CU3	103,980	111,000	30,500	↑ LO1G	3,472	4 pairs
-50-8				104,000	111,022		↓ L		
-75-8									
-100-8		FL	CU3	103,980	111,000	37,810	↑ LO1G	3,472	1 pair
				104,000	111,022		↓ L		

431014-00-1 1 pair									
-25-1		PL	CU3	89,980	95,000	31,000	↑ LO1	2,473	
-50-1				90,000	95,022		↓ LO1		
-75-1									
-100-1									

431014-00-8 8 pairs									
-25-8	1-8	PL	CU3	89,980	95,000	31,000	↑ LO1	2,473	
-50-8				90,000	95,022		↓ LO1		

128,000 mm 81

OM 424.900

431014-00-1 1 pair									
-25-1		PL	CU3	89,980	95,000	31,000	↑ LO1	2,473	
-50-1				90,000	95,022		↓ LO1		
-75-1									
-100-1									

401009-00-12 7 pairs									
		HL	CU3	103,980	111,000	30,500	↑ LO1G	3,472	6 pairs
				104,000	111,022		↓ L		
		FL	CU3	103,980	111,000	37,810	↑ LO1G	3,472	1 pair
				104,000	111,022		↓ L		



128,000 mm **82**

OM 424.901.510 , OM 424.901 , OM 444.901.400 , OM 444.901.500 , OM 444.901.505 , OM 444.901.506 , OM 444.901 ,

401009-00-12								7 pairs
	HL	CU3	103,980 104,000	111,000 111,022	30,500	↑ LO1G ↓ L	3,472	6 pairs
	FL	CU3	103,980 104,000	111,000 111,022	37,810	↑ LO1G ↓ L	3,472	1 pair

130,000 mm **83**

OM 440.905 , OM 440.906 , OM 440.907 , OM 440.908 , OM 440.909 , OM 440.910 , OM 440.911 , OM 440.912 ,

401009-00-8 *								5 pairs
-25-8	HL	CU3	103,980 104,000	111,000 111,022	30,500	↑ LO1G ↓ L	3,472	4 pairs
-50-8								
-75-8								
-100-8	FL	CU3	103,980 104,000	111,000 111,022	37,810	↑ LO1G ↓ L	3,472	1 pair

130,000 mm **84**

OM 441.905 , OM 441.906 , OM 441.907 , OM 441.908 , OM 441.909 , OM 441.910 , OM 441.911 , OM 441.912 , OM 441.913 , OM 441.914 , OM 441.915 ,
OM 441.916 , OM 441.917 , OM 441.918 , OM 441.919 , OM 441.920 , OM 441.921 , OM 441.922 , OM 441.923 , OM 441.924 , OM 441.925 , OM 441.926 ,
OM 441.927 , OM 441.932 , OM 441.933 ,

431014-00-1								1 pair
-25-1	PL	CU3	89,980 90,000	95,000 95,022	31,000	↑ LO1 ↓ LO1	2,473	
-50-1								
-75-1								
-100-1								








130,000 mm **85**

OM 442.905 , OM 442.906 , OM 442.907 , OM 442.908 , OM 442.909 , OM 442.910 , OM 442.911 , OM 442.912 , OM 442.913 , OM 442.914 , OM 442.915 ,
OM 442.916 , OM 442.917 , OM 442.918 , OM 442.919 , OM 442.920 , OM 442.921 , OM 442.922 , OM 442.923 , OM 442.924 , OM 442.925 , OM 442.926 ,
OM 442.927 , OM 442.928 , OM 442.929 , OM 442.930 , OM 442.931 , OM 442.932 , OM 442.933 , OM 442.934 , OM 442.935 , OM 442.939 ,

401009-00-8 *								5 pairs
-25-8	HL	CU3	103,980 104,000	111,000 111,022	30,500	↑ LO1G ↓ L	3,472	4 pairs
-50-8								
-75-8								
-100-8	FL	CU3	103,980 104,000	111,000 111,022	37,810	↑ LO1G ↓ L	3,472	1 pair
431014-00-1								1 pair
-25-1	PL	CU3	89,980 90,000	95,000 95,022	31,000	↑ LO1 ↓ LO1	2,473	
-50-1								
-75-1								
-100-1								
431014-00-8								8 pairs
-25-8	1-8	PL	89,980 90,000	95,000 95,022	31,000	↑ LO1 ↓ LO1	2,473	
-50-8								



MERCEDES-BENZ (FJDA)

							
SPRINTER (B906) 2.1 311 CDI	OM 651.955	11.11	2143	D	110 kW	763	1
VITO (V639) 115 CDI 2.2	OM 646.980	01.10 - 12.11	2148	D	110 kW	763	2

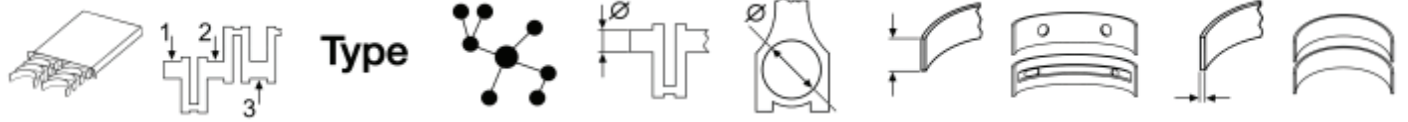
MERCEDES-BENZ (FJDA)








ENGINE	\varnothing		ccm	kW			1 POS	ENGINE	\varnothing		ccm	kW			1 POS
OM 646.980	88,000	4	2148	110 kW	D	763	2	OM 651.955	83,000	4	2143	110 kW	D	763	1








MERCEDES-BENZ (FJDA)



83,000 mm								1	
OM 651.955									
401020-00-4								5 pairs	
-25-4	1,2,4,5	HL	AL ↓ SP	59,940 59,965	64,000 64,019	20,500	↑ LO1G ↓ L	2,008	4 pairs
	3	FL	AL ↓ SP	59,940 59,965	64,000 64,019	26,240	↑ LO1G ↓ L	2,008	1 pair
431029-00-4								4 pairs	
-25-4	1-4	PL	SP ↓ AL	51,940 51,965	55,600 55,614	20,500	↑ L ↓ L	1,809	
88,000 mm								2	
OM 646.980									
401012-00-4								5 pairs	
-25-4	1-5	HL	AL	57,940	62,500	17,500	↑ LO1G	2,265	
-50-4			↓ CU3	57,965	62,519		↓ L		
411003-00-2								2 pairs	
-10-2		AS	AL	65,800	81,000		↑ L G	2,200	
-20-2				65,800	81,000		↓ L G		
431013-00-1								1 pair	
		PL	CU3 ↓ AL	47,950 47,965	51,600 51,619	21,800	↑ L ↓ L	1,812	
431013-00-4								4 pairs	
-25-4	1-4	PL	CU3	47,950	51,600	21,800	↑ L	1,812	
-50-4			↓ AL	47,965	51,619		↓ L		

			ccm		kW		1 POS
MG ZT- T 2.0 CDTi	204D2	11.02 - 07.05	1951	D	96 kW	766	1
MG ZT- T 2.0 CDTi	204D2	06.02 - 07.05	1951	D	85 kW	766	1
MG ZT 2.0 CDTi	204D2	11.02 - 07.05	1951	D	96 kW	766	1
MG ZT 2.0 CDTi	204D2	06.02 - 09.03	1951	D	85 kW	766	1



 ENGINE			ccm	kW			1 POS
204D2	84,000	4	1951	85 - 96 kW	D	766	1








84,000 mm **1**







204D2									
400701-00-4 *									
-25-4	1,2,4,5	HL	AL	59,971	65,000	20,000	↑ L O2G	2,498	5 pairs
-50-4				59,990	65,019		↓ L		4 pairs
	3	FL	AL	59,971	65,000	24,940	↑ L O2G	2,498	1 pair
				59,990	65,019		↓ L		
430703-00-4									
-25-4	1-4	PL	CU3	44,975	48,000	18,000	↑ L	1,497	4 pairs
-50-4				44,991	48,016		↓ L		













MINI (R50, R53) One D	1ND-TV	06.03 - 09.06	1364	D	65 kW	771	1
MINI (R50, R53) One D	1ND	06.03 - 09.06	1364	D	55 kW	771	1
MINI (R56) Cooper D	9HZ (DV6TED4)	11.06 - 09.10	1560	D	80 kW	771	2
MINI (R56) Cooper D	N47 C16 A	06.10 - 11.13	1598	D	82 kW	772	6
MINI (R56) Cooper D	N47 C20 A	02.11 - 11.13	1995	D	82 kW	772	7
MINI (R56) Cooper D	W16 D16 (9HZ)	11.06 - 09.10	1560	D	80 kW	771	3
MINI (R56) Cooper S John Cooper Works	N14 B16 AB	11.06 - 02.10	1598	B	141 kW	772	5
MINI (R56) Cooper S John Cooper Works	N14 B16 A	11.06 - 02.10	1598	B	141 kW	771	4
MINI (R56) Cooper S John Cooper Works	N14 B16 C	11.06 - 02.10	1598	B	141 kW	771	4
MINI (R56) Cooper S John Cooper Works	N18 B16 A	01.12 - 11.13	1598	B	147 kW	771	4
MINI (R56) Cooper SD	N47 C20 A	02.11 - 11.13	1995	D	100 kW	772	7
MINI (R56) Cooper SD	N47 C20 A	02.11 - 11.13	1995	D	105 kW	772	7
MINI (R56) Cooper S	N14 B16 AB	10.06 - 02.10	1598	B	128 kW	772	5
MINI (R56) Cooper S	N14 B16 A	10.06 - 02.10	1598	B	128 kW	771	4
MINI (R56) Cooper S	N18 B16 A	03.10 - 11.13	1598	B	120 kW	771	4
MINI (R56) Cooper S	N18 B16 A	11.05 - 11.13	1598	B	135 kW	771	4
MINI (R56) Cooper	N12 B16 A	09.06 - 11.13	1598	B	85 kW	771	4
MINI (R56) Cooper	N12 B16 A	10.06 - 01.14	1598	B	88 kW	771	4
MINI (R56) Cooper	N12 B16 A	11.08 - 11.13	1598	B	90 kW	771	4
MINI (R56) Cooper	N16 B16 A	09.06 - 11.13	1598	B	85 kW	771	4
MINI (R56) Cooper	N16 B16 A	10.06 - 01.14	1598	B	88 kW	771	4
MINI (R56) Cooper	N16 B16 A	11.08 - 11.13	1598	B	90 kW	771	4
MINI (R56) John Cooper Works GP	N14 B16 C	09.12 - 11.13	1598	B	160 kW	771	4
MINI (R56) John Cooper Works GP	N18 B16 C	09.12 - 11.13	1598	B	160 kW	771	4
MINI (R56) John Cooper Works	N14 B16 C	11.07 - 11.13	1598	B	155 kW	771	4
MINI (R56) John Cooper Works	N18 B16 C	11.07 - 11.13	1598	B	155 kW	771	4
MINI (R56) One D	9HZ (DV6TED4)	06.09 - 07.10	1560	D	66 kW	771	2
MINI (R56) One D	N47 C16 A	07.10 - 11.13	1598	D	66 kW	772	6
MINI (R56) One	N16 B16 A	03.10 - 11.13	1598	B	55 kW	771	4
MINI (R56) One	N16 B16 A	03.10 - 11.13	1598	B	72 kW	771	4
MINI CLUBMAN (R55) Cooper D	9HZ (DV6TED4)	10.07 - 02.10	1560	D	80 kW	771	2
MINI CLUBMAN (R55) Cooper D	N47 C16 A	03.10 - 06.14	1598	D	82 kW	772	6
MINI CLUBMAN (R55) Cooper D	N47 C20 A	02.11 - 06.14	1995	D	82 kW	772	7
MINI CLUBMAN (R55) Cooper S John Cooper Works	N14 B16 AB	10.08 - 02.10	1598	B	141 kW	772	5
MINI CLUBMAN (R55) Cooper S John Cooper Works	N14 B16 A	10.08 - 02.10	1598	B	141 kW	771	4
MINI CLUBMAN (R55) Cooper SD	N47 C20 A	02.11 - 06.14	1995	D	105 kW	772	7
MINI CLUBMAN (R55) Cooper SD	N47 C20 A	02.11 - 06.14	1995	D	100 kW	772	7
MINI CLUBMAN (R55) Cooper S	N14 B16 AB	10.07 - 06.14	1598	B	120 kW	772	5
MINI CLUBMAN (R55) Cooper S	N14 B16 AB	08.07 - 07.10	1598	B	128 kW	772	5
MINI CLUBMAN (R55) Cooper S	N14 B16 A	10.07 - 06.14	1598	B	120 kW	771	4
MINI CLUBMAN (R55) Cooper S	N14 B16 A	08.07 - 07.10	1598	B	128 kW	771	4
MINI CLUBMAN (R55) Cooper S	N18 B16 A	03.10 - 06.14	1598	B	147 kW	771	4
MINI CLUBMAN (R55) Cooper S	N18 B16 A	10.07 - 06.14	1598	B	120 kW	771	4
MINI CLUBMAN (R55) Cooper S	N18 B16 A	03.10 - 12.15	1598	B	135 kW	771	4
MINI CLUBMAN (R55) Cooper	N12 B16 A	10.07 - 12.15	1598	B	88 kW	771	4
MINI CLUBMAN (R55) Cooper	N16 B16 A	03.10 - 06.14	1598	B	85 kW	771	4
MINI CLUBMAN (R55) Cooper	N16 B16 A	10.07 - 12.15	1598	B	88 kW	771	4
MINI CLUBMAN (R55) Cooper	N16 B16 A	03.10 - 12.14	1598	B	90 kW	771	4
MINI CLUBMAN (R55) John Cooper Works	N14 B16 C	11.07 - 12.14	1598	B	155 kW	771	4
MINI CLUBMAN (R55) John Cooper Works	N18 B16 C	11.07 - 12.14	1598	B	155 kW	771	4
MINI CLUBMAN (R55) One D	N47 C16 A	03.10 - 06.14	1598	D	66 kW	772	6
MINI CLUBMAN (R55) One	N16 B16 A	03.10 - 06.14	1598	B	72 kW	771	4
MINI CLUBVAN (R55) Cooper D	N47 C16 A	12.12 - 06.14	1598	D	82 kW	772	6
MINI CLUBVAN (R55) Cooper D	N47 C20 A	12.12 - 06.14	1995	D	82 kW	772	7
MINI CLUBVAN (R55) Cooper	N16 B16 A	12.12 - 06.14	1598	B	90 kW	771	4
MINI CLUBVAN (R55) One	N16 B16 A	12.12 - 06.14	1598	B	72 kW	771	4
MINI COUNTRYMAN (R60) Cooper ALL4	N16 B16 A	11.12 - 10.16	1598	B	90 kW	771	4
MINI COUNTRYMAN (R60) Cooper ALL4	N18 B16 A	11.12 - 10.16	1598	B	90 kW	771	4
MINI COUNTRYMAN (R60) Cooper D ALL4	N47 C16 A	08.10 - 10.16	1598	D	82 kW	772	6
MINI COUNTRYMAN (R60) Cooper D ALL4	N47 C20 A	03.11 - 10.16	1995	D	82 kW	772	7
MINI COUNTRYMAN (R60) Cooper D	N47 C16 A	08.10 - 10.16	1598	D	82 kW	772	6
MINI COUNTRYMAN (R60) Cooper D	N47 C20 A	03.11 - 10.16	1995	D	82 kW	772	7

			ccm		kw		1 POS
MINI COUNTRYMAN (R60) Cooper S ALL4	N14 B16 A	08.10 - 10.16	1598	B	135 kW	771	4
MINI COUNTRYMAN (R60) Cooper S ALL4	N18 B16 A	08.10 - 10.16	1598	B	120 kW	771	4
MINI COUNTRYMAN (R60) Cooper S ALL4	N18 B16 A	08.10 - 10.16	1598	B	135 kW	771	4
MINI COUNTRYMAN (R60) Cooper S ALL4	N18 B16 A	07.14 - 10.16	1598	B	140 kW	771	4
MINI COUNTRYMAN (R60) Cooper SD ALL4	N47 C20 A	03.11 - 10.16	1995	D	100 kW	772	7
MINI COUNTRYMAN (R60) Cooper SD ALL4	N47 C20 A	03.11 - 10.16	1995	D	105 kW	772	7
MINI COUNTRYMAN (R60) Cooper SD	N47 C20 A	03.11 - 10.16	1995	D	105 kW	772	7
MINI COUNTRYMAN (R60) Cooper SD	N47 C20 A	03.11 - 10.16	1995	D	100 kW	772	7
MINI COUNTRYMAN (R60) Cooper S	N18 B16 A	08.10 - 10.16	1598	B	147 kW	771	4
MINI COUNTRYMAN (R60) Cooper S	N18 B16 A	08.10 - 10.16	1598	B	135 kW	771	4
MINI COUNTRYMAN (R60) Cooper S	N18 B16 A	07.14 - 10.16	1598	B	140 kW	771	4
MINI COUNTRYMAN (R60) Cooper S	N18 B16 A	08.10 - 10.16	1598	B	120 kW	771	4
MINI COUNTRYMAN (R60) Cooper	N16 B16 A	08.10 - 10.16	1598	B	85 kW	771	4
MINI COUNTRYMAN (R60) Cooper	N16 B16 A	08.10 - 10.16	1598	B	90 kW	771	4
MINI COUNTRYMAN (R60) Cooper	N16 B16 A	08.10 - 10.16	1598	B	88 kW	771	4
MINI COUNTRYMAN (R60) John Cooper Works ALL4	N18 B16 A	11.12 - 10.16	1598	B	160 kW	771	4
MINI COUNTRYMAN (R60) John Cooper Works ALL4	N18 B16 C	11.12 - 10.16	1598	B	160 kW	771	4
MINI COUNTRYMAN (R60) John Cooper Works ALL4	N18 B16 C	09.12 - 10.16	1598	B	155 kW	771	4
MINI COUNTRYMAN (R60) One D	N47 C16 A	08.10 - 10.16	1598	D	66 kW	772	6
MINI COUNTRYMAN (R60) One	N16 B16 A	08.10 - 10.16	1598	B	72 kW	771	4
MINI Cabriolet (R57) Cooper D	N47 C16 A	05.09 - 11.13	1598	D	82 kW	772	6
MINI Cabriolet (R57) Cooper D	N47 C20 A	02.11 - 05.15	1995	D	82 kW	772	7
MINI Cabriolet (R57) Cooper SD	N47 C20 A	06.09 - 05.15	1995	D	105 kW	772	7
MINI Cabriolet (R57) Cooper SD	N47 C20 A	01.11 - 05.15	1995	D	100 kW	772	7
MINI Cabriolet (R57) Cooper S	N14 B16 AB	12.08 - 07.10	1598	B	128 kW	772	5
MINI Cabriolet (R57) Cooper S	N14 B16 AB	04.08 - 07.10	1598	B	141 kW	772	5
MINI Cabriolet (R57) Cooper S	N14 B16 A	12.08 - 07.10	1598	B	128 kW	771	4
MINI Cabriolet (R57) Cooper S	N14 B16 A	11.07 - 01.09	1598	B	125 kW	771	4
MINI Cabriolet (R57) Cooper S	N14 B16 A	10.07 - 06.15	1598	B	120 kW	771	4
MINI Cabriolet (R57) Cooper S	N14 B16 A	04.08 - 07.10	1598	B	141 kW	771	4
MINI Cabriolet (R57) Cooper S	N18 B16 A	02.10 - 06.15	1598	B	147 kW	771	4
MINI Cabriolet (R57) Cooper S	N18 B16 A	02.10 - 06.15	1598	B	135 kW	771	4
MINI Cabriolet (R57) Cooper S	N18 B16 A	10.07 - 06.15	1598	B	120 kW	771	4
MINI Cabriolet (R57) Cooper	N12 B16 A	12.08 - 06.15	1598	B	85 kW	771	4
MINI Cabriolet (R57) Cooper	N12 B16 A	09.08 - 12.10	1598	B	88 kW	771	4
MINI Cabriolet (R57) Cooper	N12 B16 A	03.10 - 06.15	1598	B	90 kW	771	4
MINI Cabriolet (R57) Cooper	N16 B16 A	12.08 - 06.15	1598	B	85 kW	771	4
MINI Cabriolet (R57) Cooper	N16 B16 A	03.10 - 06.15	1598	B	90 kW	771	4
MINI Cabriolet (R57) John Cooper Works	N14 B16 C	08.08 - 05.15	1598	B	155 kW	771	4
MINI Cabriolet (R57) John Cooper Works	N18 B16 C	08.08 - 05.15	1598	B	155 kW	771	4
MINI Cabriolet (R57) One	N16 B16 A	09.09 - 06.15	1598	B	72 kW	771	4
MINI Coupe (R58) 1.6 Cooper	N16 B16 A	01.12 - 05.15	1598	B	88 kW	771	4
MINI Coupe (R58) Cooper S JCW	N18 B16 A	12.10 - 04.15	1598	B	147 kW	771	4
MINI Coupe (R58) Cooper SD	N47 C20 A	12.10 - 05.15	1995	D	105 kW	772	7
MINI Coupe (R58) Cooper SD	N47 C20 A	12.10 - 05.15	1995	D	100 kW	772	7
MINI Coupe (R58) Cooper S	N14 B16 A	12.10 - 04.15	1598	B	135 kW	771	4
MINI Coupe (R58) Cooper S	N18 B16 A	12.10 - 04.15	1598	B	135 kW	771	4
MINI Coupe (R58) Cooper S	N18 B16 A	12.10 - 04.15	1598	B	120 kW	771	4
MINI Coupe (R58) Cooper	N16 B16 A	12.10 - 04.15	1598	B	90 kW	771	4
MINI Coupe (R58) Cooper	N16 B16 A	12.10 - 04.15	1598	B	85 kW	771	4
MINI Coupe (R58) John Cooper Works	N14 B16 C	12.10 - 05.15	1598	B	155 kW	771	4
MINI Coupe (R58) John Cooper Works	N18 B16 C	12.10 - 05.15	1598	B	155 kW	771	4
MINI PACEMAN (R61) Cooper ALL4	N16 B16 A	07.13 - 09.16	1598	B	90 kW	771	4
MINI PACEMAN (R61) Cooper ALL4	N16 B16 A	07.13 - 09.16	1598	B	85 kW	771	4
MINI PACEMAN (R61) Cooper ALL4	N18 B16 A	11.12 - 09.16	1598	B	90 kW	771	4
MINI PACEMAN (R61) Cooper D ALL4	N47 C16 A	04.12 - 09.16	1598	D	82 kW	772	6
MINI PACEMAN (R61) Cooper D ALL4	N47 C20 A	03.12 - 09.16	1995	D	82 kW	772	7
MINI PACEMAN (R61) Cooper D	N47 C16 A	04.12 - 09.16	1598	D	82 kW	772	6
MINI PACEMAN (R61) Cooper D	N47 C20 A	07.12 - 09.16	1995	D	82 kW	772	7
MINI PACEMAN (R61) Cooper S ALL4	N18 B16 A	03.12 - 09.16	1598	B	135 kW	771	4
MINI PACEMAN (R61) Cooper S ALL4	N18 B16 A	03.12 - 09.16	1598	B	140 kW	771	4
MINI PACEMAN (R61) Cooper S ALL4	N18 B16 A	03.12 - 09.16	1598	B	120 kW	771	4



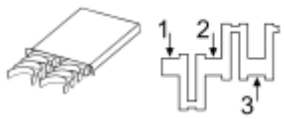
							
MINI PACEMAN (R61) Cooper SD ALL4	N47 C20 A	04.12 - 09.16	1995	D	105 kW	772	7
MINI PACEMAN (R61) Cooper SD ALL4	N47 C20 A	04.12 - 09.16	1995	D	100 kW	772	7
MINI PACEMAN (R61) Cooper SD	N47 C20 A	03.12 - 09.16	1995	D	105 kW	772	7
MINI PACEMAN (R61) Cooper S	N18 B16 A	11.12 - 10.16	1598	B	135 kW	771	4
MINI PACEMAN (R61) Cooper S	N18 B16 A	07.14 - 09.16	1598	B	140 kW	771	4
MINI PACEMAN (R61) Cooper S	N18 B16 A	01.14 - 09.16	1598	B	120 kW	771	4
MINI PACEMAN (R61) Cooper	N16 B16 A	04.12 - 09.16	1598	B	90 kW	771	4
MINI PACEMAN (R61) Cooper	N16 B16 A	04.12 - 09.16	1598	B	88 kW	771	4
MINI PACEMAN (R61) John Cooper Works ALL4	N18 B16 C	03.13 - 10.16	1598	B	160 kW	771	4
MINI PACEMAN (R61) John Cooper Works ALL4	N18 B16 C	09.12 - 09.16	1598	B	155 kW	771	4
MINI Roadster (R59) Cooper S JCW	N18 B16 A	11.11 - 04.15	1598	B	147 kW	771	4
MINI Roadster (R59) Cooper SD	N47 C20 A	11.11 - 04.15	1995	D	105 kW	772	7
MINI Roadster (R59) Cooper SD	N47 C20 A	11.11 - 04.15	1995	D	100 kW	772	7
MINI Roadster (R59) Cooper S	N18 B16 A	11.11 - 04.15	1598	B	120 kW	771	4
MINI Roadster (R59) Cooper S	N18 B16 A	11.11 - 04.15	1598	B	135 kW	771	4
MINI Roadster (R59) Cooper	N16 B16 A	11.11 - 04.15	1598	B	90 kW	771	4
MINI Roadster (R59) Cooper	N16 B16 A	11.11 - 04.15	1598	B	85 kW	771	4
MINI Roadster (R59) John Cooper Works	N14 B16 C	11.11 - 04.15	1598	B	155 kW	771	4
MINI Roadster (R59) John Cooper Works	N18 B16 C	11.11 - 04.15	1598	B	155 kW	771	4

			ccm	kW			1 POS
1ND-TV	73,000	4	1364	55 - 65 kW	D	771	1
1ND	73,000	4	1364	55 - 65 kW	D	771	1
9HZ (DV6TED4)	75,000	4	1560	66 - 80 kW	D	771	2
N12 B16 A	77,000	4	1598	85 - 90 kW	B	771	4
N14 B16 AB	77,000	4	1598	120 - 141 kW	B	772	5
N14 B16 A	77,000	4	1598	120 - 141 kW	B	771	4
N14 B16 C	77,000	4	1598	141 - 160 kW	B	771	4

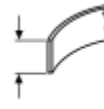
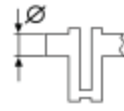
			ccm	kW			1 POS
N16 B16 A	77,000	4	1598	55 - 90 kW	B	771	4
N18 B16 A	77,000	4	1598	90 - 160 kW	B	771	4
N18 B16 C	77,000	4	1598	155 - 160 kW	B	771	4
N47 C16 A	78,000	4	1598	66 - 82 kW	D	772	6
N47 C20 A	84,000	4	1995	82 - 105 kW	D	772	7
W16 D16 (9HZ)	75,000	4	1560	80 kW	D	771	3



73,000 mm									1
1ND-TV, 1ND,									
411403-00-1									1 pair
-10-1		AS	AL	53,500 53,500	70,000 70,000		↑ ↓	G G	2,490
75,000 mm									2
9HZ (DV6TED4)									
401103-00-4									5 pairs
-25-4	1-5	HL	AL	49,962	53,655	19,900	↑	LO1G	1,833
-30-4				49,981	53,674		↓		
-50-4									
-80-4									
411102-00-1									1 pair
-10-1		AS	AL	55,200	71,350		↑	L G	2,480
-15-1				55,480	71,700		↓	L G	
432109-00-4									4 pairs
-25-4	1-4	PL	AL	46,975	50,655	17,000			1,818
-30-4				46,991	50,674				
-50-4									
-80-4									
432112-00-4									4 pairs
-30-4	1-4	PL	CU2	46,975	50,655	17,000			1,818
-50-4				46,991	50,674				
-80-4									
442101-00-4									4 pairs
	1-4	PB	CU2	26,000 26,000	29,000 29,021	19,980	↑ ↓	O1G	1,700
75,000 mm									3
W16 D16 (9HZ)									
401103-00-4									5 pairs
-25-4	1-5	HL	AL	49,962	53,655	19,900	↑	LO1G	1,833
-30-4				49,981	53,674		↓		
-50-4									
-80-4									
411102-00-1									1 pair
-10-1		AS	AL	55,200	71,350		↑	L G	2,480
-15-1				55,480	71,700		↓	L G	
432109-00-4									4 pairs
-25-4	1-4	PL	AL	46,975	50,655	17,000			1,818
-30-4				46,991	50,674				
-50-4									
-80-4									
432112-00-4									4 pairs
-30-4	1-4	PL	CU2	46,975	50,655	17,000			1,818
-50-4				46,991	50,674				
-80-4									
77,000 mm									4
N12 B16 A, N14 B16 A, N14 B16 C, N16 B16 A, N18 B16 A, N18 B16 C,									
401111-00-4									5 pairs
-25-4	1-5	HL	AL	45,024	48,674	18,000	↑	LO1G	1,825
-50-4				45,024	48,674		↓		
-75-4									
411113-00-1									1 pair
-10-1	1	AS	AL	50,500	70,000		↑	L G	2,360
-15-1				50,750	70,250		↓	L G	
431114-00-4									4 pairs
-25-4	1-4	PL	AL	45,000	48,000	19,750			1,497
-50-4				45,000	48,000				
-75-4									



Type



77,000 mm

5

N14 B16 AB

411113-00-1

1 pair

-10-1
-15-1

1

AS

AL

50,500
50,750

70,000
70,250

↑ L G
↓ L G

2,360

78,000 mm

6

N47 C16 A

400705-00-4

5 pairs

-25-4
-50-4

HL

AL
↓ CU3 LF

54,971
54,990

60,000
60,019

18,800

↑ L O2G
↓ L

2,498

4 pairs

FL

AL
↓ CU3 LF

54,971
54,990

60,000
60,019

23,500

↑ L O2G
↓ L

2,498

1 pair

84,000 mm

7

N47 C20 A

400705-00-4

5 pairs

-25-4
-50-4

HL

AL
↓ CU3 LF

54,971
54,990

60,000
60,019

18,800

↑ L O2G
↓ L

2,498

4 pairs

FL

AL
↓ CU3 LF

54,971
54,990

60,000
60,019

23,500






↑ L O2G
↓ L

2,498

1 pair








ASX (GA_W_) 1.6 DI-D 4WD	9HD	07.15	1560	D	84 kW	780	3
ASX (GA_W_) 1.6 DI-D	9HD	07.15	1560	D	84 kW	780	3
ASX (VSX_VSE_) 1.0 (VSXG0)	H4D 470	01.23	999	B	67 kW	780	2
CARISMA (DA_) 1.9 DI-D (DA5A)	F9Q1	09.00 - 06.06	1870	D	75 kW	781	6
CARISMA (DA_) 1.9 DI-D (DA5A)	F9Q2	09.00 - 06.06	1870	D	85 kW	781	6
CARISMA (DA_) 1.9 TD (DA4A)	F8QT	10.96 - 09.00	1870	D	66 kW	780	4
CARISMA Stufenheck (DA_) 1.9 DI-D (DA5A)	F9Q1	09.00 - 06.06	1870	D	75 kW	781	6
CARISMA Stufenheck (DA_) 1.9 DI-D (DA5A)	F9Q2	09.00 - 06.06	1870	D	85 kW	781	6
CARISMA Stufenheck (DA_) 1.9 TD (DA4A)	F8QT	10.96 - 09.00	1870	D	66 kW	780	4
COLT II (C1_A) 1.3 EL, GL (C11A)	G13B	06.86 - 04.88	1299	B	49 kW	780	1
COLT Kasten/Schrägheck (Z3_V) 1.5 DID	OM 639.939	08.04 - 06.12	1493	D	70 kW	782	10
COLT VI (Z3_A, Z2_A) 1.5 DI-D (Z38A)	OM 639.939	08.04 - 06.12	1493	D	50 kW	782	10
COLT VI (Z3_A, Z2_A) 1.5 DI-D (Z39A)	OM 639.939	08.04 - 06.12	1493	D	70 kW	782	10
DELICA / SPACE GEAR 2.5 (PD5W)	4D56-TD	05.95 - 05.00	2477	D	73 kW	784	18
DELICA / SPACE GEAR 2.5	4D56-TD	05.95 - 05.00	2477	D	73 kW	784	18
DELICA / SPACE GEAR 2.8 D 4WD (PD8W, PE8W)	4M40-T	01.94 - 12.06	2835	D	103 kW	784	22
DELICA / SPACE GEAR 2.8 D 4WD (PD8W, PE8W, PF8W)	4M40-T	01.94 - 12.06	2835	D	92 kW	784	22
FREECA 2.5 (VB5W)	4D56 (8V)	03.99 - 01.05	2477	D	63 kW	784	20
FREECA 2.5 D	4D56 (8V)	09.09	2477	D	55 kW	784	20
FREECA 2.5 D	4D56 (8V)	06.98 - 08.09	2477	D	54 kW	784	20
GALANT III (A12_) 2.0 (A123)	4G52	01.79 - 08.80	1995	B	72 kW	782	11
GALANT III (A12_) 2.0 GLX	4G52	01.77 - 08.80	1995	B	63 kW	782	11
GALANT III Station Wagon (A12_V) 2.0 GLX (A123V)	4G52	01.79 - 08.80	1995	B	72 kW	782	11
GALANT IV (A16_) 2.3 Turbo-D (A167)	4D55-T	09.80 - 05.84	2347	D	62 kW	784	20
GALANT IV Station Wagon (A16_V) 2.3 Turbo-D (A167V)	4D55-T	07.83 - 05.84	2347	D	62 kW	784	20
GALANT VIII Kombi (EA_) 2.8 TD	4M40-T	10.96 - 07.01	2835	D	92 kW	784	22
GALLOPER (JK-01) 2.5 TD intercooler	D4BH	09.98 - 12.03	2476	D	73 kW	784	20
GALLOPER (JK-01) 2.5 TD	D4BF	09.98 - 12.03	2476	D	65 kW	784	20
GRANDIS (NA_W) 2.0 DI-D (NA8W)	BSY	09.05 - 03.10	1968	D	100 kW	782	9
GRANDIS (NA_W) 2.0 DI-D (NA8W)	BWC	02.07 - 03.10	1968	D	103 kW	781	7
L 300 / DELICA II Bus (LO3_P/G, L0_2P) 2.3 D (L038P)	4D55	04.83 - 10.86	2346	D	50 kW	784	20
L 300 / DELICA II Kasten (LO3_P) 2.3 D (L038P, L068P)	4D55	09.83 - 10.86	2346	D	50 kW	784	20
L 300 / DELICA II Pritsche/Fahrgestell (LO3_P) 2.5 (L039P)	4D56 (8V)	01.05 - 12.18	2477	D	52 kW	784	20
L 300 / DELICA II Pritsche/Fahrgestell (LO3_P) 2.5 D (L039P)	4D56 (8V)	11.86 - 04.94	2477	D	51 kW	784	20
L 300 III Bus (P0_W, P1_W, P2_W, P3_W) 2.5 D (P05W, P15W)	4D56 (8V)	09.91 - 09.03	2477	D	55 kW	784	20
L 300 III Bus (P0_W, P1_W, P2_W, P3_W) 2.5 D (P05W, P15W, P25W)	4D56 (8V)	11.86 - 05.04	2477	D	51 kW	784	20
L 300 III Bus (P0_W, P1_W, P2_W, P3_W) 2.5 TD (P05W)	4D56-T	02.87 - 05.03	2477	D	64 kW	783	15
L 300 III Bus (P0_W, P1_W, P2_W, P3_W) 2.5 TD 4WD (P25W, P35W)	4D56-T	12.87 - 05.04	2477	D	64 kW	783	15
L 300 III Bus (P0_W, P1_W, P2_W, P3_W) 2.5 TD	4D56-TD	09.94 - 05.04	2477	D	73 kW	784	18
L 300 III Kasten (P0_V, P1_V, P2_V) 2.5 D (P05V, P05W, P15V)	4D56 (8V)	11.86 - 02.06	2477	D	51 kW	784	20
L 300 III Kasten (P0_V, P1_V, P2_V) 2.5 D (P05V, P15V)	4D56 (8V)	11.86 - 04.09	2477	D	55 kW	784	20
L 300 III Kasten (P0_V, P1_V, P2_V) 2.5 D (P05V, P15V)	4D56 (8V)	09.91 - 09.03	2477	D	53 kW	784	20
L 300 III Kasten (P0_V, P1_V, P2_V) 2.5 TD 4WD (P25V)	4D56-T	11.91 - 05.03	2477	D	64 kW	783	15
L 300 III Kasten (P0_V, P1_V, P2_V) 2.5 TD	4D56-T	02.87 - 08.97	2477	D	64 kW	783	15
L 300 III Kasten (P0_V, P1_V, P2_V) 2.8 D	4M40	09.95 - 10.98	2835	D	69 kW	784	21
L 300 III Kasten (P0_V, P1_V, P2_V) 2.8 TDiC (P09V)	4M40-T	06.94 - 12.97	2835	D	103 kW	784	22
L 300 III Pritsche/Fahrgestell (P1_T) 2.5 TD (P15T)	4D56-T	11.94 - 04.00	2477	D	64 kW	783	15
L200 (K3_T, K2_T, K1_T, K0_T) 2.5 D (K14T)	4D56 (8V)	11.86 - 10.96	2477	D	51 kW	784	20
L200 (K3_T, K2_T, K1_T, K0_T) 2.5 D (K14T)	4D56 (8V)	10.86 - 10.96	2477	D	55 kW	784	20
L200 (K3_T, K2_T, K1_T, K0_T) 2.5 D 4WD (K24T)	4D56 (8V)	12.87 - 05.93	2477	D	51 kW	784	20
L200 (K3_T, K2_T, K1_T, K0_T) 2.5 D 4WD (K24T)	4D56 (8V)	12.86 - 10.96	2477	D	55 kW	784	20
L200 (K3_T, K2_T, K1_T, K0_T) 2.5 D 4WD (K24T)	4D56 (8V)	10.94 - 05.96	2477	D	54 kW	784	20
L200 (K3_T, K2_T, K1_T, K0_T) 2.5 TD (K14T)	4D56-T	09.90 - 10.96	2477	D	62 kW	783	15
L200 (K3_T, K2_T, K1_T, K0_T) 2.5 TD 4WD (K34T)	4D56-T	11.92 - 08.96	2477	D	64 kW	783	15
L200 (K3_T, K2_T, K1_T, K0_T) 2.5 TD 4WD (K34T)	4D56-T	06.90 - 05.95	2477	D	62 kW	783	15
L200 (K3_T, K2_T, K1_T, K0_T) 2.6 (K13T)	4G54	11.86 - 10.96	2555	B	84 kW	784	20
L200 (K3_T, K2_T, K1_T, K0_T) 2.6 (K33T)	4G54	10.86 - 10.96	2555	B	79 kW	784	20
L200 (K3_T, K2_T, K1_T, K0_T) 2.6 4WD (K33T)	4G54	06.92 - 08.96	2555	B	107 kW	784	20
L200 (K3_T, K2_T, K1_T, K0_T) 2.6 4WD (K33T)	4G54	11.86 - 10.96	2555	B	84 kW	784	20
L200 (K3_T, K2_T, K1_T, K0_T) 2.6 4WD (K33T)	G54B	11.89 - 05.95	2555	B	76 kW	784	19
L200 (K3_T, K2_T, K1_T, K0_T) 2.6 4WD	4G54	09.87 - 12.89	2555	B	81 kW	784	20
L200 (K3_T, K2_T, K1_T, K0_T) 2.6 4WD	4G54	01.86 - 05.95	2555	B	79 kW	784	20















			ccm		kw		1 POS
L200 (K3_T, K2_T, K1_T, K0_T) 2.6	G54B	01.83 - 12.86	2555	B	90 kW	784	19
L200 (K3_T, K2_T, K1_T, K0_T) 2.8 D	4M40-T	06.92 - 08.96	2835	D	99 kW	784	22
L200 (K7_T, K6_T, K5_T) 2.5 D (K64T)	4D56 (8V)	06.96 - 12.07	2477	D	55 kW	784	20
L200 (K7_T, K6_T, K5_T) 2.5 D 4WD	4D56 (8V)	01.96 - 12.05	2477	D	55 kW	784	20
L200 (K7_T, K6_T, K5_T) 2.5 DI-D 4x4 (K74T)	4D56-T	01.04 - 12.11	2477	D	89 kW	783	15
L200 (K7_T, K6_T, K5_T) 2.5 DI-D 4x4 (K74T, K34T)	4D56-TC	01.04 - 12.11	2477	D	104 kW	784	20
L200 (K7_T, K6_T, K5_T) 2.5 TD (K64T)	4D56-T	08.01 - 11.05	2477	D	66 kW	783	15
L200 (K7_T, K6_T, K5_T) 2.5 TD 4WD (K74T)	4D56-TD	01.96 - 12.07	2477	D	73 kW	784	18
L200 (K7_T, K6_T, K5_T) 2.5 TD 4WD (K74T)	4D56-T	09.01 - 12.07	2477	D	85 kW	783	15
L200 (K7_T, K6_T, K5_T) 2.5 TD 4WD (K74T)	4D56-T	08.01 - 12.07	2477	D	98 kW	783	15
L200 (K7_T, K6_T, K5_T) 2.5 TD 4WD	4D56-T	07.97 - 12.03	2477	D	64 kW	783	15
L200 (K7_T, K6_T, K5_T) 2.5 TD	4D56-TD	07.97 - 01.01	2477	D	73 kW	784	18
L200 (K7_T, K6_T, K5_T) 2.5 TDiC	4D56 (8V)	08.01 - 09.05	2477	D	74 kW	784	20
L200 (K7_T, K6_T, K5_T) 2.5 TDiC	4D56-T	08.01 - 09.05	2477	D	74 kW	783	15
L200 (K7_T, K6_T, K5_T) 2.8 D (K67T)	4M40-A	10.96 - 07.03	2835	D	70 kW	784	21
L200 (K7_T, K6_T, K5_T) 2.8 D (K67T)	4M40	06.96 - 03.01	2835	D	71 kW	784	21
L200 (K7_T, K6_T, K5_T) 2.8 D 4WD (K77T)	4M40-A	10.96 - 03.03	2835	D	71 kW	784	21
L200 (K7_T, K6_T, K5_T) 2.8 D 4WD (K77T)	4M40-T	09.96 - 07.03	2835	D	103 kW	784	22
L200 (K7_T, K6_T, K5_T) 2.8 D	4M40-T	09.96 - 07.03	2835	D	103 kW	784	22
L200 (K7_T, K6_T, K5_T) 2.8 TD (K67T)	4M40-T	04.03 - 06.06	2835	D	92 kW	784	22
L200 (K7_T, K6_T, K5_T) 2.8 TD 4WD (K77T)	4M40-T	09.00 - 06.06	2835	D	92 kW	784	22
L200 / TRITON (KA_T, KB_T) 2.5 DI-D (KA4T)	4D56 (16V)	04.10 - 12.15	2477	D	94 kW	783	16
L200 / TRITON (KA_T, KB_T) 2.5 DI-D (KA4T)	4D56 (16V)	09.09 - 12.15	2477	D	131 kW	783	16
L200 / TRITON (KA_T, KB_T) 2.5 DI-D (KA4T)	4D56-HP	08.07 - 12.15	2477	D	123 kW	783	17
L200 / TRITON (KA_T, KB_T) 2.5 DI-D (KA4T)	4D56-HP	04.10 - 12.15	2477	D	103 kW	783	17
L200 / TRITON (KA_T, KB_T) 2.5 DI-D (KA4T)	4D56-HP	11.05 - 12.15	2477	D	100 kW	783	17
L200 / TRITON (KA_T, KB_T) 2.5 DI-D (KA4T)	4D56-HP	04.10 - 12.15	2477	D	94 kW	783	17
L200 / TRITON (KA_T, KB_T) 2.5 DI-D 16V 4WD	4D56 (16V)	04.07 - 12.15	2477	D	98 kW	783	16
L200 / TRITON (KA_T, KB_T) 2.5 DI-D 16V 4WD	4D56-T	04.07 - 12.15	2477	D	98 kW	783	15
L200 / TRITON (KA_T, KB_T) 2.5 DI-D 4WD (KB4T)	4D56 (16V)	04.10 - 12.15	2477	D	94 kW	783	16
L200 / TRITON (KA_T, KB_T) 2.5 DI-D 4WD (KB4T)	4D56-HP	04.10 - 12.15	2477	D	103 kW	783	17
L200 / TRITON (KA_T, KB_T) 2.5 DI-D 4WD (KB4T)	4D56-HP	11.05 - 12.15	2477	D	100 kW	783	17
L200 / TRITON (KA_T, KB_T) 2.5 DI-D 4WD (KB4T)	4D56-HP	10.07 - 12.15	2477	D	123 kW	783	17
L200 / TRITON (KA_T, KB_T) 2.5 DI-D 4WD (KB4T)	4D56-HP	01.08 - 12.15	2477	D	131 kW	783	17
L200 / TRITON (KA_T, KB_T) 2.5 DI-D 4WD	4D56 (16V)	04.10 - 12.15	2477	D	104 kW	783	16
L200 / TRITON (KA_T, KB_T) 2.5 DI-D	4D56 (16V)	07.13 - 12.15	2477	D	104 kW	783	16
L200 / TRITON (KA_T, KB_T) 2.5 D	4D56-TD	08.11 - 12.15	2477	D	66 kW	784	18
L200 / TRITON (KA_T, KB_T) 2.8 D 4WD (KB7T)	4M40-A	05.05 - 12.15	2835	D	71 kW	784	21
L200 / TRITON (KA_T, KB_T) 3.2 DI-D 4WD (KB8T)	4M41	01.07 - 12.15	3200	D	121 kW	785	23
L200 / TRITON (KA_T, KB_T) 3.2 DI-D 4WD (KB8T)	4M41	07.06 - 12.15	3200	D	118 kW	785	23
L200 / TRITON (KA_T, KB_T) 3.2 DI-D 4WD (KB8T)	4M41	11.13 - 12.15	3200	D	132 kW	785	23
L200 / TRITON (KA_T, KB_T) 3.2 DI-D 4WD (KB8T)	4M41	01.12 - 12.16	3200	D	125 kW	785	23
L200 / TRITON (KJ_, KK_, KL_) 2.5 DI-D (KJ3T)	4D56 (16V)	11.14	2477	D	94 kW	783	16
L200 / TRITON (KJ_, KK_, KL_) 2.5 DI-D (KK3T)	4D56 (16V)	11.14	2477	D	131 kW	783	16
L200 / TRITON (KJ_, KK_, KL_) 2.5 DI-D 4WD	4D56 (16V)	02.14	2477	D	131 kW	783	16
L200 / TRITON (KJ_, KK_, KL_) 2.5 DI-D 4WD	4D56 (16V)	11.14	2477	D	100 kW	783	16
L200 / TRITON (KJ_, KK_, KL_) 2.5 DI-D 4WD	4D56 (16V)	11.14	2477	D	81 kW	783	16
L200 / TRITON (KJ_, KK_, KL_) 2.5 DI-D 4WD	4D56 (16V)	11.14	2477	D	99 kW	783	16
L200 / TRITON (KJ_, KK_, KL_) 2.5 DI-D	4D56 (16V)	01.15	2477	D	100 kW	783	16
L200 / TRITON (KJ_, KK_, KL_) 2.5 DI-D	4D56 (16V)	01.16	2477	D	81 kW	783	16
L200 / TRITON (KJ_, KK_, KL_) 3.2 DI-D 4WD	4M41	05.15	3200	D	132 kW	785	23
L200 / TRITON Pritsche/Fahrgestell (KA_T, KB_T) 2.5 DI-D (KA4T)	4D56 (16V)	01.08 - 12.15	2477	D	100 kW	783	16
L200 / TRITON Pritsche/Fahrgestell (KA_T, KB_T) 2.5 DI-D (KA4T)	4D56 (16V)	08.07 - 12.15	2477	D	94 kW	783	16
L200 / TRITON Pritsche/Fahrgestell (KA_T, KB_T) 2.5 DI-D (KA4T)	4D56-HP	01.08 - 12.15	2477	D	100 kW	783	17
L200 / TRITON Pritsche/Fahrgestell (KA_T, KB_T) 2.5 DI-D (KA4T)	4D56-HP	09.09 - 12.15	2477	D	133 kW	783	17
L200 / TRITON Pritsche/Fahrgestell (KA_T, KB_T) 2.5 DI-D 4WD (KB4T)	4D56-HP	09.09 - 12.15	2477	D	131 kW	783	17
L200 / TRITON Pritsche/Fahrgestell (KA_T, KB_T) 3.2 DI-D 4WD (KB8T)	4M41	07.06 - 08.09	3200	D	118 kW	785	23
L200 Pritsche/Fahrgestell (K3_T, K0_T, K1_T, K2_T) 2.5 4WD	4D56-T	08.92 - 10.96	2477	D	62 kW	783	15
L200 Pritsche/Fahrgestell (K3_T, K0_T, K1_T, K2_T) 2.5 D (K14T)	4D56 (8V)	10.86 - 10.96	2477	D	55 kW	784	20
L200 Pritsche/Fahrgestell (K3_T, K0_T, K1_T, K2_T) 2.5 D 4WD (K24T)	4D56 (8V)	12.86 - 10.96	2477	D	55 kW	784	20
L200 Pritsche/Fahrgestell (K3_T, K0_T, K1_T, K2_T) 2.5 TD (K14T)	4D56-T	09.90 - 10.96	2477	D	62 kW	783	15
L200 Pritsche/Fahrgestell (K3_T, K0_T, K1_T, K2_T) 2.6 (K33T)	4G54	10.86 - 10.96	2555	B	79 kW	784	20








L200 Pritsche/Fahrgestell (K3_T, K0_T, K1_T, K2_T) 2.6 4WD (K33T)	4G54	09.90 - 10.96	2555	B	84 kW	784	20
L200 Pritsche/Fahrgestell (K6_T, K7_T) 2.8 D (K67T)	4M40-A	10.96 - 09.00	2835	D	71 kW	784	21
L200 Pritsche/Fahrgestell (K6_T, K7_T) 2.8 D 4WD (K77T)	4M40-A	10.96 - 03.03	2835	D	71 kW	784	21
L200 Pritsche/Fahrgestell (K6_T, K7_T) 2.8 TD 4WD (K77T)	4M40-T	04.03 - 12.06	2835	D	92 kW	784	22
L200 2.0 4WD	4G52	01.81 - 10.86	1995	B	63 kW	782	11
L200 2.0 4WD	4G52	03.80 - 09.82	1995	B	66 kW	782	11
L200 2.0 4WD	4G52	10.82 - 10.86	1995	B	66 kW	782	11
L200 2.0	4G52	10.81 - 09.82	1995	B	66 kW	782	11
L200 2.0	4G52	10.82 - 10.86	1995	B	66 kW	782	11
L200 2.3 D 4WD	4D55-T	09.82 - 12.85	2347	D	64 kW	784	20
L200 2.3 D 4WD	4D55	01.83 - 10.86	2346	D	62 kW	784	20
L200 2.3 D 4WD	4D55	10.82 - 10.86	2346	D	50 kW	784	20
L200 2.3 D	4D55-T	09.82 - 12.85	2347	D	64 kW	784	20
L200 2.3 D	4D55	10.82 - 08.84	2346	D	50 kW	784	20
L200 2.6 4WD	4G54	09.82 - 12.85	2555	B	78 kW	784	20
L200 2.6	4G54	09.82 - 12.85	2555	B	78 kW	784	20
L400 Bus (PD_W, PC_W, PA_V, PB_V, PA_W) 2.5 TD (PA5V/W, PB5V)	4D56-TD	05.95 - 05.00	2477	D	73 kW	784	18
L400 Bus (PD_W, PC_W, PA_V, PB_V, PA_W) 2.5 TD 4WD (PD5V/W)	4D56-TD	05.95 - 05.00	2477	D	73 kW	784	18
L400 Bus (PD_W, PC_W, PA_V, PB_V, PA_W) 2500 TD (PA5W)	4D56-T	05.95 - 06.05	2477	D	64 kW	783	15
L400 Kasten (PD_W, PC_W, PB_V, PA_W, PA_V) 2500 TD (PD5W, PD5V, PA5W, PA5V)	4D56-T	09.96 - 06.05	2477	D	64 kW	783	15
L400 Kasten (PD_W, PC_W, PB_V, PA_W, PA_V) 2500 TD 4WD (PD5W, PD5V, PA5W, PA5V)	4D56-T	09.96 - 06.05	2477	D	64 kW	783	15
LANCER CELESTE Coupe (A7_) 2.0 GSR (A78A)	4G52	10.75 - 06.81	1995	B	66 kW	782	11
LANCER CELESTE Coupe (A7_) 2.0 GSR (A78A)	4G52	01.77 - 06.81	1995	B	71 kW	782	11
LANCER CELESTE Coupe (A7_) 2.0 GSR (A78A)	4G52	01.79 - 06.81	1995	B	77 kW	782	11
LANCER III Station Wagon (C1_V, C3_V) 1.3 GL (C11W)	G13B	05.88 - 06.90	1299	B	50 kW	780	1
LANCER IV (C6_A, C7_A) 1.3 (C61A)	G13B	08.88 - 05.92	1299	B	51 kW	780	1
LANCER IV (C6_A, C7_A) 1.3 GL (C61A)	G13B	05.88 - 06.90	1299	B	50 kW	780	1
LANCER VIII (CY_A, CZ_A) 2.0 DI-D (CY8A)	BKD	04.07	1968	D	103 kW	782	9
LANCER VIII (CY_A, CZ_A) 2.0 DI-D (CY8A)	BWC	04.07	1968	D	103 kW	781	7
LANCER VIII Sportback (CX_A) 2.0 DI-D (CX8A)	BKD	06.08	1968	D	103 kW	782	9
LANCER VIII Sportback (CX_A) 2.0 DI-D (CX8A)	BWC	06.08	1968	D	103 kW	781	7
MAGNA Kombi (TE) 2.6	4G54	04.96 - 06.97	2555	B	98 kW	784	20
MAGNA Kombi (TM) 2.6 i	4G54	04.87 - 04.89	2555	B	93 kW	784	20
MAGNA Kombi (TM) 2.6 i	G54B	04.87 - 04.89	2555	B	114 kW	784	19
MAGNA Kombi (TM) 2.6	4G54	04.87 - 05.89	2555	B	83 kW	784	20
MAGNA Kombi (TP) 2.6 i	G54B	05.89 - 08.91	2555	B	114 kW	784	19
MAGNA Kombi (TP) 2.6	4G54	05.89 - 03.91	2555	B	83 kW	784	20
MAGNA Kombi (TR) 2.6 i	4G54	10.91 - 02.94	2555	B	96 kW	784	20
MAGNA Kombi (TR) 2.6	4G54	05.91 - 02.94	2555	B	85 kW	784	20
MAGNA Kombi (TS) 2.6	4G54	03.94 - 04.96	2555	B	98 kW	784	20
MAGNA Kombi (TS) 2.6	4G54	02.94 - 04.96	2555	B	85 kW	784	20
MAGNA Stufenheck (TM) 2.6 i	4G54	04.87 - 04.89	2555	B	93 kW	784	20
MAGNA Stufenheck (TM) 2.6	4G54	05.85 - 04.89	2555	B	83 kW	784	20
MAGNA Stufenheck (TP) 2.6	4G54	06.89 - 04.91	2555	B	114 kW	784	20
MAGNA Stufenheck (TP) 2.6	4G54	05.89 - 08.91	2555	B	83 kW	784	20
MAGNA Stufenheck (TR) 2.6 i	4G54	04.91 - 02.94	2555	B	98 kW	784	20
MAGNA Stufenheck (TR) 2.6	4G54	10.91 - 02.94	2555	B	85 kW	784	20
MAGNA Stufenheck (TR) 2.6	G54B	05.91 - 02.94	2555	B	114 kW	784	19
MAGNA Stufenheck (TS) 2.6 i	4G54	02.94 - 04.96	2555	B	98 kW	784	20
MAGNA Stufenheck (TS) 2.6	4G54	02.94 - 04.96	2555	B	85 kW	784	20
MIRAGE II Schrägheck (C10) 1.3 GL (C11V)	G13B	04.86 - 01.88	1299	B	49 kW	780	1
MIRAGE III Station Wagon 1.3 (C11W)	G13B	04.86 - 01.88	1299	B	49 kW	780	1
OUTLANDER II (CW_W) 2.0 DI-D (CW8W)	BSY	02.07 - 11.12	1968	D	103 kW	782	9
OUTLANDER II (CW_W) 2.2 DI-D 4WD	4HK	08.07 - 11.12	2179	D	115 kW	782	13
OUTLANDER II (CW_W) 2.2 DI-D 4WD	4HN	08.07 - 11.12	2179	D	115 kW	782	13
OUTLANDER II Van (CW_W) DI-D 4WD (CW8W)	BSY	12.06 - 06.10	1968	D	103 kW	782	9
PAJERO CLASSIC (V2_W, V6_W, V7_W) 2.5 TD (V24W)	4D56-T	07.01	2477	D	85 kW	783	15
PAJERO CLASSIC (V2_W, V6_W, V7_W) 2.8 TD	4M40-T	06.02	2835	D	87 kW	784	22
PAJERO CLASSIC (V2_W, V6_W, V7_W) 2.8 TD	4M40-T	06.02	2835	D	80 kW	784	22
PAJERO CLASSIC (V2_W, V6_W, V7_W) 3.2 DI-D (V68W, V78W)	4M41	09.06	3200	D	125 kW	785	23
PAJERO I (L04_G, L14_G) 2.3 TD (L043G, L048G)	4D55-T	12.82 - 04.86	2347	D	62 kW	784	20
PAJERO I (L04_G, L14_G) 2.5 TD (L044G, L049G)	4D56-T	04.87 - 12.91	2477	D	64 kW	783	15

			ccm		kw		1 POS
PAJERO I (L04_G, L14_G) 2.5 TD (L044G, L049G)	4D56-T	11.89 - 11.90	2477	D	70 kW	783	15
PAJERO I (L04_G, L14_G) 2.5 TD 4WD (L049G, L149G)	4D56-T	10.86 - 05.91	2477	D	62 kW	783	15
PAJERO I (L04_G, L14_G) 2.6 4WD (L042G, L047G)	4G54	01.83 - 06.91	2555	B	76 kW	784	20
PAJERO I (L04_G, L14_G) 2.6 4WD (L042G, L047G)	4G54	09.82 - 12.91	2555	B	79 kW	784	20
PAJERO I (L04_G, L14_G) 2.6 4WD	4G54	09.86 - 12.89	2555	B	81 kW	784	20
PAJERO I Canvas Top (L04_G) 2.3 TD (L043G, L048G)	4D55-T	12.82 - 04.86	2347	D	62 kW	784	20
PAJERO I Canvas Top (L04_G) 2.5 TD (L044G, L049G)	4D56-T	05.86 - 10.89	2477	D	62 kW	783	15
PAJERO I Canvas Top (L04_G) 2.5 TD (L044G, L049G)	4D56-T	11.89 - 11.90	2477	D	70 kW	783	15
PAJERO I Canvas Top (L04_G) 2.6 (L042G, L047G)	4G54	01.83 - 11.90	2555	B	76 kW	784	20
PAJERO I Canvas Top (L04_G) 2.6 (L042G, L047G)	G54B	01.83 - 11.90	2555	B	76 kW	784	19
PAJERO II (V3_W) 3.2 DiD 4WD	4M41	04.00 - 09.07	3200	D	121 kW	785	23
PAJERO II (V3_W) 3.2 DiD 4WD	4M41	05.05 - 09.07	3200	D	118 kW	785	23
PAJERO II (V3_W, V2_W, V4_W) 2.5 TD 4WD (V24C, V24W)	4D56-TD	12.90 - 06.00	2477	D	73 kW	784	18
PAJERO II (V3_W, V2_W, V4_W) 2.5 TDiC (V44W, V24W)	4D56-T	03.91 - 08.99	2477	D	73 kW	783	15
PAJERO II (V3_W, V2_W, V4_W) 2.5 TDiC 4WD (V34W)	4D56 (8V)	12.90 - 06.93	2477	D	62 kW	784	20
PAJERO II (V3_W, V2_W, V4_W) 2.6 4WD (V21W, V32W)	4G54	05.91 - 10.93	2555	B	79 kW	784	20
PAJERO II (V3_W, V2_W, V4_W) 2.6 4WD	4G54	03.91 - 10.97	2555	B	76 kW	784	20
PAJERO II (V3_W, V2_W, V4_W) 2.8 D (V46W, V26W)	4M40-T	11.93 - 10.99	2835	D	103 kW	784	22
PAJERO II (V3_W, V2_W, V4_W) 2.8 D 4WD (V46W, V26W)	4M40-A	11.93 - 07.97	2835	D	71 kW	784	21
PAJERO II (V3_W, V2_W, V4_W) 2.8 TD (V46W, V26W)	4M40-T	01.92 - 04.00	2835	D	92 kW	784	22
PAJERO II Canvas Top (V2_W, V4_W) 2.5 TD 4WD (V24C, V24W)	4D56-TD	12.90 - 04.00	2477	D	73 kW	784	18
PAJERO II Canvas Top (V2_W, V4_W) 2.5 TDiC (V24W, V24C)	4D56-T	03.91 - 08.99	2477	D	73 kW	783	15
PAJERO III (V7_W, V6_W) 2.5 TDi (V64W)	4D56-T	04.00 - 12.06	2477	D	73 kW	783	15
PAJERO III (V7_W, V6_W) 2.5 TDi (V64W, V74W)	4D56-T	09.01 - 12.06	2477	D	85 kW	783	15
PAJERO III (V7_W, V6_W) 2.8 TD 4WD (V76W)	4M40-T	05.00 - 07.02	2835	D	92 kW	784	22
PAJERO III (V7_W, V6_W) 3.2 Di-D (V68W)	4M41	04.00 - 12.06	3200	D	118 kW	785	23
PAJERO III (V7_W, V6_W) 3.2 Di-D (V68W, V78W)	4M41	02.00 - 10.06	3200	D	121 kW	785	23
PAJERO III (V7_W, V6_W) 3.2 Di-D	4M41	04.00 - 01.07	3200	D	129 kW	785	23
PAJERO III Canvas Top (V6_W, V7_W) 2.5 TDi (V64W, V74W)	4D56-T	04.00 - 12.06	2477	D	73 kW	783	15
PAJERO III Canvas Top (V6_W, V7_W) 2.5 TDi (V64W, V74W)	4D56-T	09.01 - 12.06	2477	D	85 kW	783	15
PAJERO III Canvas Top (V6_W, V7_W) 2.8 TD 4WD (V60/V70)	4M40-T	05.00 - 07.02	2835	D	92 kW	784	22
PAJERO III Canvas Top (V6_W, V7_W) 3.2 Di-D (V68W, V78W)	4M41	04.00 - 12.06	3200	D	121 kW	785	23
PAJERO III Canvas Top (V6_W, V7_W) 3.2 Di-D (V68W, V78W)	4M41	10.01 - 12.06	3200	D	118 kW	785	23
PAJERO IV (V8_W, V9_W) 3.2 4WD (V98W)	4M41	10.16	3200	D	141 kW	785	23
PAJERO IV (V8_W, V9_W) 3.2 Di-D (V88W, V98W)	4M41	11.06	3200	D	118 kW	785	23
PAJERO IV (V8_W, V9_W) 3.2 Di-D (V88W, V98W)	4M41	11.06	3200	D	125 kW	785	23
PAJERO IV (V8_W, V9_W) 3.2 Di-D 4WD (V98W)	4M41	05.10	3200	D	149 kW	785	23
PAJERO IV (V8_W, V9_W) 3.2 Di-D 4WD (V98W, V88W)	4M41	02.07	3200	D	140 kW	785	23
PAJERO IV (V8_W, V9_W) 3.2 Di-D 4WD (V98W, V88W)	4M41	01.09	3200	D	147 kW	785	23
PAJERO IV (V8_W, V9_W) 3.2 Di-D 4WD	4M41	01.08	3200	D	121 kW	785	23
PAJERO IV (V8_W, V9_W) 3.2 Di-D	4M41	02.07	3200	D	123 kW	785	23
PAJERO IV Van (V9_W, V8_V, V8_V) 3.2 Di-D 4WD	4M41	02.07	3200	D	140 kW	785	23
PAJERO IV Van (V9_W, V8_V, V8_V) 3.2 Di-D	4M41	11.06	3200	D	118 kW	785	23
PAJERO IV Van (V9_W, V8_V, V8_V) 3.2 TD 4WD (V88V, V98V)	4M41	01.10	3200	D	147 kW	785	23
PAJERO PININ I (H6_W, H7_W) 3.2 DiD	4M41	09.99 - 09.06	3200	D	118 kW	785	23
PAJERO SPORT I (K7_W, K9_W) 2.5 4WD	4D56-T	01.08 - 12.09	2477	D	104 kW	783	15
PAJERO SPORT I (K7_W, K9_W) 2.5 TD (K94W)	4D56-T	11.97	2477	D	73 kW	783	15
PAJERO SPORT I (K7_W, K9_W) 2.5 TD (K94W)	4D56-T	08.03	2477	D	98 kW	783	15
PAJERO SPORT I (K7_W, K9_W) 2.5 TD (K94W, K74T)	4D56-T	02.00	2477	D	85 kW	783	15
PAJERO SPORT I (K7_W, K9_W) 2.5 TD 4WD (K94W)	4D56-T	11.97 - 10.98	2477	D	83 kW	783	15
PAJERO SPORT I (K7_W, K9_W) 2.5 TD	4D56-T	09.09	2477	D	110 kW	783	15
PAJERO SPORT I (K7_W, K9_W) 2.5 TDiC 4x4	4D56 (8V)	01.08 - 12.12	2477	D	100 kW	784	20
PAJERO SPORT I (K7_W, K9_W) 2.8 TDi (K77T)	4M40-T	07.96 - 12.06	2835	D	92 kW	784	22
PAJERO SPORT I (K7_W, K9_W) 3.2 TDi (K90W)	4M41	11.98	3200	D	121 kW	785	23
PAJERO SPORT II (KH_W, KG_W) 2.5 Di-D (KH4WG)	4D56-HP	07.08 - 12.15	2477	D	131 kW	783	17
PAJERO SPORT II (KH_W, KG_W) 2.5 Di-D 4WD (KG4W)	4D56-HP	09.08	2477	D	100 kW	783	17
PAJERO SPORT II (KH_W, KG_W) 2.5 Di-D 4WD (KH4W)	4D56-HP	07.08	2477	D	131 kW	783	17
PAJERO SPORT II (KH_W, KG_W) 2.5 Di-D 4WD	4D56 (16V)	07.08 - 12.15	2477	D	133 kW	783	16
PAJERO SPORT II (KH_W, KG_W) 2.5 Di-D	4D56-HP	09.08	2477	D	100 kW	783	17
PAJERO SPORT II (KH_W, KG_W) 2.5 DiD	4D56 (16V)	07.08 - 12.15	2477	D	107 kW	783	16
PAJERO SPORT II (KH_W, KG_W) 3.2 Di-D 4WD (KH8W)	4M41	01.12 - 12.13	3200	D	125 kW	785	23
PAJERO SPORT II (KH_W, KG_W) 3.2 Di-D 4WD	4M41	07.08	3200	D	121 kW	785	23



							
PAJERO SPORT II (KH_, KG_) 3.2 DI-D 4WD	4M41	07.08	3200	D	118 kW	785	23
PAJERO SPORT II (KH_, KG_) 3.2 DI-D 4WD	4M41	11.13 - 12.18	3200	D	132 kW	785	23
PAJERO SPORT II (KH_, KG_) 3.2 DI-D 4WD	4M41	11.09	3200	D	120 kW	785	23
PAJERO SPORT III (KS_) 2.5 DI-D 4x4	4D56-HP	08.15	2477	D	100 kW	783	17
PAJERO SPORT III (KS_) 2.5 DI-D	4D56-HP	08.15	2477	D	100 kW	783	17
PAJERO SPORT III (KS_) 2.5	4D56 (16V)	10.16	2477	D	99 kW	783	16
PAJERO SPORT VAN I (K90) 2.5 TD	4D56-T	12.99 - 01.08	2477	D	85 kW	783	15
SAPORO I (A12_) 2.0 (A123)	4G52	04.78 - 07.80	1995	B	66 kW	782	11
SAPORO I (A12_) 2.0 (A123)	4G52	04.78 - 07.80	1995	B	72 kW	782	11
SAPORO I (A12_) 2.0 (A123)	4G52	01.79 - 07.80	1995	B	79 kW	782	11
SIGMA (GE) 1.9	4G51	10.77 - 05.80	1855	B	60 kW	781	8
SIGMA (GE) 2.0	4G52	10.77 - 12.80	1995	B	63 kW	782	11
SIGMA (GH) 2.0 Turbo	4G52-T	09.81 - 02.82	1995	B	116 kW	782	12
SIGMA (GH) 2.0	4G52	05.80 - 02.82	1995	B	63 kW	782	11
SIGMA (GH) 2.6	4G54	05.80 - 04.82	2555	B	73 kW	784	20
SIGMA (GJ, GK, GN) 2.0	4G52	03.82 - 12.85	1995	B	70 kW	782	11
SIGMA (GJ, GK, GN) 2.6	4G54	03.82 - 09.85	2555	B	76 kW	784	20
SIGMA (GN) 2.6	4G54	07.85 - 12.87	2555	B	83 kW	784	20
SIGMA Kombi (GE) 1.9	4G51	09.78 - 04.80	1855	B	60 kW	781	8
SIGMA Kombi (GE) 2.0	4G52	09.78 - 12.80	1995	B	63 kW	782	11
SIGMA Kombi (GH) 2.0	4G52	05.80 - 02.82	1995	B	63 kW	782	11
SIGMA Kombi (GH) 2.6	4G54	05.80 - 04.82	2555	B	73 kW	784	20
SIGMA Kombi (GJ, GK, GN) 2.0	4G52	03.82 - 12.85	1995	B	70 kW	782	11
SIGMA Kombi (GJ, GK, GN) 2.6	4G54	03.82 - 09.85	2555	B	76 kW	784	20
SIGMA Kombi (GN) 2.6	4G54	07.85 - 12.87	2555	B	83 kW	784	20
SIGMA SCORPION Coupe (GE) 2.0	4G52	03.78 - 06.79	1995	B	72 kW	782	11
SIGMA SCORPION Coupe (GH) 2.6	4G54	07.79 - 10.80	2555	B	76 kW	784	20
SIGMA SCORPION Coupe (GJ) 2.6	4G54	11.80 - 02.82	2555	B	78 kW	784	20
SIGMA SCORPION Coupe (GK) 2.6	4G54	02.82 - 10.82	2555	B	78 kW	784	20
SIGMA SCORPION Coupe (GL) 2.6	4G54	10.82 - 09.85	2555	B	78 kW	784	20
SPACE STAR Großraumlimousine (DG_A) 1.9 DI-D (DG4A)	F9Q1	02.01 - 12.04	1870	D	75 kW	781	6
SPACE STAR Großraumlimousine (DG_A) 1.9 DI-D (DG4A)	F9Q2	10.02 - 12.04	1870	D	85 kW	781	6
STARION (A18_A) 2.6 (A187A)	4G54	05.82 - 12.87	2555	B	108 kW	784	20
STARION (A18_A) 2.6 Turbo (A187A)	4G54 T	09.85 - 12.89	2555	B	140 kW	784	19
STARION (A18_A) 2.6 Turbo (A187A)	4G54 T	09.85 - 12.87	2555	B	131 kW	784	19
STARION (A18_A) 2.6 Turbo (A187A)	4G54 T	09.84 - 12.85	2555	B	127 kW	784	19
STARION (A18_A) 2.6 Turbo Eci (A187A)	G54B T/C	09.87 - 06.90	2555	B	114 kW	784	19
VERADA Kombi (KR) 2.6	4G54	05.91 - 10.92	2555	B	114 kW	784	20
VERADA Stufenheck (KR) 2.6 i	4G54	05.91 - 02.94	2555	B	114 kW	784	20
							
Canter (FE1, FE2) IV FC212	4G54	07.79 - 12.85	2555	B	76 kW	784	20
Canter (FE1, FE2) IV FC212	4G54	07.79 - 12.85	2555	B	76 kW	784	20
Canter (FE1, FE2) IV FE211	4D30	07.79 - 12.85	3298	D	64 kW	785	24
Canter (FE1, FE2) IV FE211	4D30	07.79 - 12.85	3298	D	64 kW	785	24
Canter (FE1, FE2) IV FE211	4D30	07.79 - 12.85	3298	D	64 kW	785	24
Canter (FE3, FE4) V 2.5	4D56 (8V)	09.92 - 09.96	2477	D	55 kW	784	20
Canter (FE3, FE4) V 2.8	4M40-T	06.94 - 08.96	2835	D	92 kW	784	22
Canter (FE3, FE4) V FC432	4G54	01.86 - 12.92	2555	B	74 kW	784	20
Canter (FE3, FE4) V FC432	4G54	01.86 - 12.92	2555	B	74 kW	784	20
Canter (FE3, FE4) V FE 431	4D31	07.86 - 08.92	3298	D	60 kW	785	24
Canter (FE3, FE4) V FE 444	4D31T	07.86 - 08.92	3298	D	86 kW	785	24
Canter (FE3, FE4) V FE444	4D310AT	01.86 - 08.95	3297	D	86 kW	785	25
Canter (FE5, FE6) VI Canter 35	4M40-2AT	10.98 - 07.01	2835	D	85 kW	784	22
Canter (FE5, FE6) VI Canter 35	4M40-A	08.96 - 12.99	2835	D	69 kW	784	21
Canter (FE5, FE6) VI Canter 60	4D31T	07.86	3298	D	86 kW	785	24
Canter (FE5, FE6) VI Canter 60	4D31T	07.86	3298	D	86 kW	785	24
Canter (FE5, FE6) VI FB511	4M40-A	05.98 - 11.02	2835	D	69 kW	784	21
Canter (FE5, FE6) VI FE645	4D34-T	01.95 - 12.05	3907	D	90 kW	785	26
Canter 3.3 T	4D31T	01.93 - 12.97	3298	D	86 kW	785	24



			ccm		kW		1 POS
Canter 3.3	4D30	01.80 - 12.87	3298	D	64 kW	785	24
Canter 45079	4G54	01.83 - 12.93	2555	B	76 kW	784	20



ENGINE		ccm	kW			1 POS	ENGINE		ccm	kW			1 POS		
4D301	100,000	4	3298	58 kW	D	785	25	4G54	91,100	4	2555	73 - 114 kW	B	784	20
4D302	100,000	4	3298	59 kW	D	785	25	4HK	85,000	4	2179	115 kW	D	782	13
4D30R	100,000	4	3298	58 - 59 kW	D	785	25	4HN	85,000	4	2179	115 kW	D	782	13
4D30	100,000	4	3298	64 kW	D	785	24	4M40-2AT	95,000	4	2835	85 kW	D	784	22
4D310AT	100,000	4	3297	85 - 86 kW	D	785	25	4M40-A	95,000	4	2835	69 - 71 kW	D	784	21
4D310AZ	100,000	4	3298	66 kW	D	785	25	4M40-T	95,000	4	2835	80 - 103 kW	D	784	22
4D31T	100,000	4	3298	86 kW	D	785	24	4M40	95,000	4	2835	69 - 71 kW	D	784	21
4D31	100,000	4	3298	71 kW	D	785	24	4M41	98,500	4	3200	118 - 153 kW	D	785	23
4D33	108,000	4	4214	68 kW	D	785	27	9HD	75,000	4	1560	84 kW	D	780	3
4D34-T	104,000	4	3907	90 kW	D	785	26	BKD	81,000	4	1968	103 kW	D	782	9
4D34	104,000	4	3908	109 kW	D	785	26	BMM	81,000	4	1968	103 kW	D	781	7
4D55-T	91,100	4	2347	62 - 70 kW	D	784	20	BSY	81,000	4	1968	100 - 103 kW	D	782	9
4D55	91,100	4	2346	48 - 62 kW	D	784	20	BWC	81,000	4	1968	103 kW	D	781	7
4D56 (12V)	91,100	4	2477	51 - 85 kW	D	784	20	D4BF	91,100	4	2476	59 - 65 kW	D	784	20
4D56 (16V)	91,100	4	2477	81 - 133 kW	D	783	16	D4BH	91,100	4	2476	59 - 78 kW	D	784	20
4D56 (8V)	91,100	4	2477	51 - 104 kW	D	784	20	F8Q 784	80,000	4	1870	66 - 70 kW	D	781	5
4D56-HP	91,100	4	2477	94 - 133 kW	D	783	17	F8QT	80,000	4	1870	66 kW	D	780	4
4D56-TC	91,100	4	2477	98 - 123 kW	D	784	20	F9Q1	80,000	4	1870	75 kW	D	781	6
4D56-TD	91,100	4	2477	66 - 73 kW	D	784	18	F9Q2	80,000	4	1870	85 kW	D	781	6
4D56-TI	91,100	4	2477	85 - 100 kW	D	784	20	G13B	71,000	4	1299	44 - 57 kW	B	780	1
4D56-T	91,100	4	2477	62 - 110 kW	D	783	15	G51B	81,000	4	1855	72 kW	B	781	8
4G51	81,000	4	1855	60 - 72 kW	B	781	8	G52B	84,000	4	1995	85 kW	B	782	11
4G52-T	84,000	4	1995	115 - 116 kW	B	782	12	G54B T/C	91,100	4	2555	114 kW	B	784	19
4G52	84,000	4	1995	63 - 79 kW	B	782	11	G54B	91,100	4	2555	76 - 114 kW	B	784	19
4G53	88,000	4	2384	62 kW	B	783	14	H4D 470	72,200	3	999	67 kW	B	780	2
4G54 T	91,100	4	2555	127 - 140 kW	B	784	19	OM 639.939	83,000	3	1493	50 - 70 kW	D	782	10



71,000 mm 1

G13B									
403512-00-4									5 pairs
-25-4	1-5	HL	AL	44,980	49,000	18,100	↑ LO1	2,000	
-50-4				44,980	49,000		↓ LO1		
-75-4									

72,200 mm 2

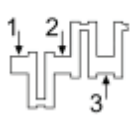
H4D 470									
403830-00-3									4 pairs
-25-3	1-4	HL	AL	41,990	46,030	16,100	↑ O2G	2,004	
-50-3				42,010	46,049		↓		
433831-00-3									3 pairs
-25-3	1-3	PL	AL	41,990	45,677	17,300		1,820	
-50-3				42,010	45,690				

75,000 mm 3

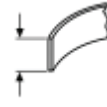
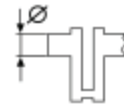
9HD									
401103-00-4									5 pairs
-25-4	1-5	HL	AL	49,962	53,655	19,900	↑ LO1G	1,833	
-30-4				49,981	53,674		↓		
-50-4									
-80-4									
411102-00-1									1 pair
-10-1		AS	AL	55,200	71,350		↑ L G	2,480	
-15-1				55,480	71,700		↓ L G		
432109-00-4									4 pairs
-25-4	1-4	PL	AL	46,975	50,655	17,000		1,818	
-30-4				46,991	50,674				
-50-4									
-80-4									
432112-00-4									4 pairs
-30-4	1-4	PL	CU2	46,975	50,655	17,000		1,818	
-50-4				46,991	50,674				
-80-4									
442101-00-4									4 pairs
	1-4	PB	CU2	26,000	29,000	19,980	↑ O1G	1,700	
				26,000	29,021		↓		

80,000 mm 4

F8QT									
403803-00-4									5 pairs
-25-4	1-5	HL	AL	54,785	58,731	18,500	↑ O2G	1,954	
-50-4				54,795	58,744		↓		
-75-4									
413803-00-1									1 pair
-10-1		AS	AL	60,500	79,750		↑ G	2,350	
-15-1				60,750	80,000		↓ G		
433803-00-4									4 pairs
-25-4	1-4	PL	AL	48,000	51,587	20,500	↑ L	1,768	
-50-4				48,020	51,600		↓ L		
-75-4									



Type



80,000 mm

5

F8Q 784

403802-00-4										5 pairs
-25-4	1-5	HL	AL	54,785	58,731	18,500	↑ LO2G		1,945	
-50-4				54,795	58,744		↓ L			
-75-4										
413803-00-1										1 pair
-10-1		AS	AL	60,500	79,750		↑ G		2,350	
-15-1				60,750	80,000		↓ G			
433521-00-4										4 pairs
-25-4	1-4	PL	AL	48,000	51,587	20,500			1,776	
-50-4				48,020	51,606					
433803-00-4										4 pairs
-25-4	1-4	PL	AL	48,000	51,587	20,500	↑ L		1,768	
-50-4				48,020	51,600		↓ L			
-75-4										

80,000 mm

6

F9Q1 , F9Q2 ,

403803-00-4										5 pairs
-25-4	1-5	HL	AL	54,785	58,731	18,500	↑ O2G		1,954	
-50-4				54,795	58,744		↓			
-75-4										
413803-00-1										1 pair
-10-1		AS	AL	60,500	79,750		↑ G		2,350	
-15-1				60,750	80,000		↓ G			
433521-00-4										4 pairs
-25-4	1-4	PL	AL	48,000	51,587	20,500			1,776	
-50-4				48,020	51,606					
443802-00-4										4 pairs
	1-4	PB	CU2	28,002	30,000	25,250	↑ O1		1,200	
				28,010	30,021		↓			

81,000 mm

7

BMM , BWC ,

405021-00-4										5 pairs
-25-4	1-5	HL	AL	53,958	59,000	18,500	↑ LO1G		2,501	
-50-4				53,978	59,012		↓ L			
415001-00-2										2 pairs
-10-2		AS	AL	59,500	72,950		↑ G		1,975	
-20-2				59,750	73,200		↓ L G			

81,000 mm

8

4G51 , G51B ,

408701-00-4										5 pairs
-25-4	1,2,4,5	HL	AL	65,979	69,999	25,130	↑ LO2G		1,990	4 pairs
-50-4				65,999	70,020		↓ L			
-75-4	3	FL	AL	65,979	69,999	30,950	↑ LO2		1,990	1 pair
				65,999	70,020		↓ LO2			
438703-00-4										4 pairs
-25-4	1-4	PL	AL	52,980	56,020	25,130	↑ L		1,493	
-50-4				52,980	56,020		↓ L			
-75-4										



81,000 mm 9

BKD, BSY,									
405021-00-4 5 pairs									
-25-4	1-5	HL	AL	53,958	59,000	18,500	↑ LO1G	2,501	
-50-4				53,978	59,012		↓ L		
415001-00-2 2 pairs									
-10-2		AS	AL	59,500	72,950		↑ G	1,975	
-20-2				59,750	73,200		↓ L G		
435017-00-4 4 pairs									
-25-4	1-4	PL	CU3	50,858	53,700	20,400		1,403	
-50-4			↓ AL	50,878	53,712				
-75-4									
465003-00-10 10 pairs									
	1-5	NWL	CU3	28,939	32,000	25,000	↑ LO1	1,513	5 pairs
				28,960	32,025		↓ L		
	1-5	NWL	CU3	25,939	29,000	22,000	↑ LO1	1,513	5 pairs
				25,960	29,021		↓ LO1		

83,000 mm 10

OM 639.939									
411005-00-2 2 pairs									
-10-2		AS	AL	61,250	76,750			2,200	
				61,250	76,750				

84,000 mm 11

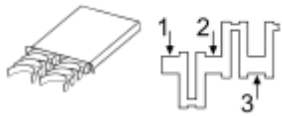
4G52, G52B,									
408701-00-4 5 pairs									
-25-4	1,2,4,5	HL	AL	65,979	69,999	25,130	↑ LO2G	1,990	4 pairs
-50-4				65,999	70,020		↓ L		
-75-4	3	FL	AL	65,979	69,999	30,950	↑ LO2	1,990	1 pair
				65,999	70,020		↓ LO2		
438703-00-4 4 pairs									
-25-4	1-4	PL	AL	52,980	56,020	25,130	↑ L	1,493	
-50-4				52,980	56,020		↓ L		
-75-4									

84,000 mm 12

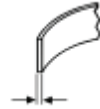
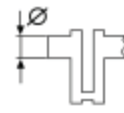
4G52-T									
438703-00-4 4 pairs									
-25-4	1-4	PL	AL	52,980	56,020	25,130	↑ L	1,493	
-50-4				52,980	56,020		↓ L		
-75-4									

85,000 mm 13

4HK, 4HN,									
403701-00-4 5 pairs									
-30-4	1-5	HL	AL	59,981	63,731	20,290	↑ LO1G	1,845	
-50-4				60,000	63,750		↓ L		
-80-4									
-100-4									
411101-00-2 2 pairs									
-10-2		AS	CU2	67,050	83,050		↑ L G	2,330	
-15-2				67,300	83,300		↓ G		
431106-00-4 4 pairs									
-30-4	1-4	PL	CU3	49,984	53,695	20,000	↑ L	1,838	
-50-4			↓ AL	50,000	53,708		↓ L		
-80-4									
-100-4									



Type



88,000 mm

14

4G53

408701-00-4										5 pairs
-25-4	1,2,4,5	HL	AL	65,979	69,999	25,130	↑ LO2G	1,990	4 pairs	
-50-4				65,999	70,020		↓ L			
-75-4	3	FL	AL	65,979	69,999	30,950	↑ LO2	1,990	1 pair	
				65,999	70,020		↓ LO2			
438703-00-4										4 pairs
-25-4	1-4	PL	AL	52,980	56,020	25,130	↑ L	1,493		
-50-4				52,980	56,020		↓ L			
-75-4										

91,100 mm

15

4D56-T

408701-00-4										5 pairs
-25-4	1,2,4,5	HL	AL	65,979	69,999	25,130	↑ LO2G	1,990	4 pairs	
-50-4				65,999	70,020		↓ L			
-75-4	3	FL	AL	65,979	69,999	30,950	↑ LO2	1,990	1 pair	
				65,999	70,020		↓ LO2			
408703-00-4										5 pairs
-25-4	1-5	HL	AL	65,979	69,999	24,993	↑ LO2G	1,986		
-50-4				65,999	70,020		↓ L			
418706-00-1										1 pair
-10-1	1	AS	AL	72,000	90,000		↑ G	2,480		
				72,000	90,000		↓ G			
438703-00-4										4 pairs
-25-4	1-4	PL	AL	52,980	56,020	25,130	↑ L	1,493		
-50-4				52,980	56,020		↓ L			
-75-4										

91,100 mm

16

4D56 (16V)

408701-00-4										5 pairs
-25-4	1,2,4,5	HL	AL	65,979	69,999	25,130	↑ LO2G	1,990	4 pairs	
-50-4				65,999	70,020		↓ L			
-75-4	3	FL	AL	65,979	69,999	30,950	↑ LO2	1,990	1 pair	
				65,999	70,020		↓ LO2			
408705-00-4										5 pairs
-25-4	1-5	HL	AL	65,980	70,020	25,130	↑ LO2G	1,990		
-50-4				65,980	70,020		↓ L			
438703-00-4										4 pairs
-25-4	1-4	PL	AL	52,980	56,020	25,130	↑ L	1,493		
-50-4				52,980	56,020		↓ L			
-75-4										

91,100 mm

17

4D56-HP

438706-00-4										4 pairs
-25-4	1-4	PL	AL	57,070	60,020	25,000	↑ L	1,495		
-50-4				57,070	60,020		↓ L			



91,100 mm		18
------------------	--	-----------

<small>4D56-TD</small>									
408703-00-4									5 pairs
-25-4	1-5	HL	AL	65,979	69,999	24,993	↑ L O2G	1,986	
-50-4				65,999	70,020		↓ L		
418706-00-1									1 pair
-10-1	1	AS	AL	72,000	90,000		↑ G	2,480	
				72,000	90,000		↓ G		
438703-00-4									4 pairs
-25-4	1-4	PL	AL	52,980	56,020	25,130	↑ L	1,493	
-50-4				52,980	56,020		↓ L		
-75-4									

91,100 mm		19
------------------	--	-----------

<small>4G54 T, G54B T/C, G54B,</small>									
438703-00-4									4 pairs
-25-4	1-4	PL	AL	52,980	56,020	25,130	↑ L	1,493	
-50-4				52,980	56,020		↓ L		
-75-4									

91,100 mm		20
------------------	--	-----------

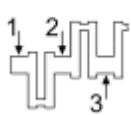
<small>4D55-T, 4D55, 4D56 (12V), 4D56 (8V), 4D56-TC, 4D56-TI, 4G54, D4BF, D4BH,</small>									
408701-00-4									5 pairs
-25-4	1,2,4,5	HL	AL	65,979	69,999	25,130	↑ L O2G	1,990	4 pairs
-50-4				65,999	70,020		↓ L		
-75-4	3	FL	AL	65,979	69,999	30,950	↑ L O2	1,990	1 pair
				65,999	70,020		↓ L O2		
438703-00-4									4 pairs
-25-4	1-4	PL	AL	52,980	56,020	25,130	↑ L	1,493	
-50-4				52,980	56,020		↓ L		
-75-4									

95,000 mm		21
------------------	--	-----------

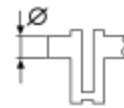
<small>4M40-A, 4M40,</small>									
408702-00-4									5 pairs
-25-4	1,2,4,5	HL	AL	67,980	72,020	22,130	↑ L O1G	1,992	4 pairs
-50-4				67,980	72,020		↓ L		
-75-4	3	HL	AL	68,030	72,020	22,130	↑ L O1G	1,972	1 pair
				68,030	72,020		↓ L		
438702-00-4									4 pairs
-25-4	1-4	PL	CU2	53,970	58,020	27,630	↑ L O1	2,000	
-50-4				53,970	58,020		↓ L		
-75-4									

95,000 mm		22
------------------	--	-----------

<small>4M40-2AT, 4M40-T,</small>									
408702-00-4									5 pairs
-25-4	1,2,4,5	HL	AL	67,980	72,020	22,130	↑ L O1G	1,992	4 pairs
-50-4				67,980	72,020		↓ L		
-75-4	3	HL	AL	68,030	72,020	22,130	↑ L O1G	1,972	1 pair
				68,030	72,020		↓ L		
418702-00-2									2 pairs
	1-2	AS	AL	76,250	94,250		↑	2,450	
				76,500	94,500		↓ L		
438702-00-4									4 pairs
-25-4	1-4	PL	CU2	53,970	58,020	27,630	↑ L O1	2,000	
-50-4				53,970	58,020		↓ L		
-75-4									



Type



98,500 mm

23

4M41

408702-00-4										5 pairs
-25-4	1,2,4,5	HL	AL	67,980	72,020	22,130	↑ LO1G	1,992	4 pairs	
-50-4				67,980	72,020		↓ L			
-75-4	3	HL	AL	68,030	72,020	22,130	↑ LO1G	1,972	1 pair	
				68,030	72,020		↓ L			
418702-00-2										2 pairs
	1-2	AS	AL	76,250	94,250		↑	2,450		
				76,500	94,500		↓ L			
438702-00-4										4 pairs
-25-4	1-4	PL	CU2	53,970	58,020	27,630	↑ LO1	2,000		
-50-4				53,970	58,020		↓ L			
-75-4										

100,000 mm

24

4D30, 4D31T, 4D31,

408704-00-4										5 pairs
-25-4	1-5	HL	CU2	77,929	81,998	27,000	↑ LO1G	1,999		
-50-4				77,945	82,019		↓ L			
-75-4										
432408-00-4										4 pairs
-25-4	1-4	PL	CU2	59,944	63,998	33,130	↑ LO1	2,000		
-50-4				59,964	64,018		↓ L			

100,000 mm

25

4D301, 4D302, 4D30R, 4D310AT, 4D310AZ,

432408-00-4										4 pairs
-25-4	1-4	PL	CU2	59,944	63,998	33,130	↑ LO1	2,000		
-50-4				59,964	64,018		↓ L			

104,000 mm

26

4D34-T, 4D34,

408704-00-4										5 pairs
-25-4	1-5	HL	CU2	77,929	81,998	27,000	↑ LO1G	1,999		
-50-4				77,945	82,019		↓ L			
-75-4										

108,000 mm

27

4D33

408704-00-4										5 pairs
-25-4	1-5	HL	CU2	77,929	81,998	27,000	↑ LO1G	1,999		
-50-4				77,945	82,019		↓ L			
-75-4										

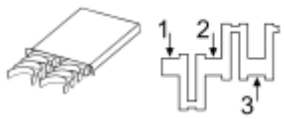


siehe Motorenliste
see engline list
voir la liste des moteurs
ver lista de motores
см. список двигателей
تالكر حطما قمعق رظنا

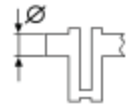


ENGINE	\varnothing	ccm	kW	D	788	1 POS
D 226 B-2	105,000	2 2080	32 kW	D	788	3
D 226 B-3	105,000	3 3120	33 - 55 kW	D	788	3
D 226 B-4	105,000	4 4160	52 - 74 kW	D	788	3
D 226 B-6	105,000	6 6234	77 - 88 kW	D	788	3
D 226-3	105,000	3 3120	33 - 44 kW	D	788	2
TD 226 B-3	105,000	3 3120	52 - 84 kW	D	788	3

ENGINE	\varnothing	ccm	kW	D	788	1 POS
TD 226 B-4	105,000	4 4160	60 - 77 kW	D	788	3
TD 226 B-6	105,000	6 6234	81 - 136 kW	D	788	3
TD 226-4	105,000	4 4160	68 - 74 kW	D	788	2
TD 226-6	105,000	6 6234	107 - 125 kW	D	788	2
TD 228-6	105,000	6 6234	99 - 110 kW	D	788	2
TD 229 EC 4	102,000	4 3920	85 - 90 kW	D	788	1



Type



102,000 mm

1

TD 229 EC 4

403201-00-1									1 pair
-25-1	HL	CU3	69,951	75,000	28,000	↑	O1G	2,490	
-50-1			69,970	75,019		↓			
-75-1									
-100-1									

105,000 mm

2

D 226-3, TD 226-4, TD 226-6, TD 228-6,

403201-00-1									1 pair
-25-1	HL	CU3	69,951	75,000	28,000	↑	O1G	2,490	
-50-1			69,970	75,019		↓			
-75-1									
-100-1									
433201-00-1									1 pair
-25-1	PL	CU3	62,950	67,000	27,100			2,000	
-50-1			62,970	67,019					
-75-1									
-100-1									

105,000 mm








3

D 226 B-2, D 226 B-3, D 226 B-4, D 226 B-6, TD 226 B-3, TD 226 B-4, TD 226 B-6,

403201-00-1									1 pair
-25-1	HL	CU3	69,951	75,000	28,000	↑	O1G	2,490	
-50-1			69,970	75,019		↓			
-75-1									
-100-1									
413201-00-2									2 pairs
1-2	AS	AL	79,000	95,200		↑	G	3,470	
			79,000	95,200		↓	L G		
433201-00-1									1 pair
-25-1	PL	CU3	62,950	67,000	27,100			2,000	
-50-1			62,970	67,019					
-75-1									
-100-1									



NAC IVECO (NAVECO)

							
POWER DAILY Bus (A32, A36, A37, A39, A42, A42L, A50, A50L) 2.8	8140.43E4	09.11	2800	D	100 kW	791	2
POWER DAILY Bus (A32, A36, A37, A39, A42, A42L, A50, A50L) 2.8	8140.43S3	01.05 - 01.12	2800	D	92 kW	791	2
TURBO DAILY Bus (A35, A40) 2.8 D	8140.43S4	09.11	2800	D	95 kW	791	2
TURIN V Bus 2.8	8140.43C	03.04	2800	D	76 kW	791	1
TURIN V Bus 2.8	8140.43S3	01.08	2800	D	92 kW	791	2
TURIN V Kasten 2.8	8140.43S3	03.04	2800	D	92 kW	791	2
VENICE Bus (A44, A45, A49, A59) 2.8 D	8140.43E4	05.12	2800	D	100 kW	791	2
VENICE Bus (A44, A45, A49, A59) 2.8 D	8140.43E4	05.12	2800	D	92 kW	791	2
VENICE Bus (A44, A45, A49, A59) 2.8 D	8140.43S4	03.12	2800	D	95 kW	791	2

NAC IVECO (NAVECO)



ENGINE	\varnothing		ccm	kW			1 POS
8140.43C	94,400	4	2800	76 kW	D	791	1
8140.43E4	94,400	4	2800	92 - 100 kW	D	791	2
8140.43S3	94,400	4	2800	92 kW	D	791	2






ENGINE	\varnothing		ccm	kW			1 POS
8140.43S4	94,400	4	2800	95 kW	D	791	2
8140.43Z	94,400	4	2800	90 kW	D	791	2










NAC IVECO (NAVECO)













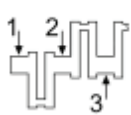
94,400 mm								1		
8140.43C										
401108-00-4										5 pairs
-25-4	1-4	HL	CU3	80,182	84,588	23,800	↑ LO1G	2,164	4 pairs	
-50-4				80,208	84,614		↓ L			
	5	FL	CU3	86,182	90,588	30,950	↑ LO1G	2,164	1 pair	
				86,208	90,614		↓ L			
433807-00-4										4 pairs
-25-4	1-4	PL	CU3	56,520	60,333	24,700	↑ L	1,870		
-50-4				56,535	60,345		↓ L			
94,400 mm								2		
8140.43E4 , 8140.43S3 , 8140.43S4 , 8140.43Z ,										
433807-00-4										4 pairs
-25-4	1-4	PL	CU3	56,520	60,333	24,700	↑ L	1,870		
-50-4				56,535	60,345		↓ L			

			ccm		kW		1 POS
Centroliner N 4420	D 2866 LOH 25	01.99	11967	D	228 kW	795	5
Centroliner N 4420	D 2866 LUH 21	01.99	11967	D	257 kW	795	5
Centroliner N 4421	D 2866 LOH 25	01.99	11967	D	228 kW	795	5
Centroliner N 4421	D 2866 LUH 21	01.99	11967	D	257 kW	795	5
Centroliner N 4426	D 2866 LOH 28	05.04	11967	D	265 kW	795	5
Centroliner N 4426	D 2866 LOH 29	05.04	11967	D	301 - 302 kW	795	5
Cityliner N 1116/3	D 2866 LOH 29	05.04	11967	D	301 - 302 kW	795	5
Cityliner N 116	BF 8 L 513-225	09.90 - 09.92	12763	D	225 kW	795	1
Cityliner N 116	BF 8 L 513-243	09.90 - 09.92	12763	D	243 kW	795	1
Cityliner N 116	D 2866 LOH 06	09.92	11967	D	309 kW	795	5
Cityliner N 116	DS 11.34	09.90	11021	D	228 - 235 kW	795	3
Cityliner N 116	DSC 11.18	09.90 - 09.93	11021	D	267 kW	795	3
Cityliner N 116	DSC 11.21	09.90	11021	D	228 - 235 kW	795	3
Cityliner N 116	DSC 11.22	09.92	11021	D	280 kW	795	3
Cityliner N 116	WS 268 G	09.92	11600	D	268 kW	796	8
Cityliner N 116	WS 295 G	09.92	11600	D	295 kW	796	8
Cityliner N 122/3	OM 422.951	11.91	14618	D	243 kW	795	7
Cityliner N 122/3	OM 422.952	11.91	14618	D	243 kW	795	7
Cityliner N 217/3	OM 402.905	04.73	12800	D	188 kW	795	2
Cityliner N 217/3	OM 402.906	04.73	12760	D	188 kW	795	2
Cityliner N 217/3	OM 402.907	04.73	12760	D	188 kW	795	2
Cityliner N 217/3	OM 402.910	04.73	12760	D	176 kW	795	2
Cityliner N 217/3	OM 402.911	04.73	12760	D	176 kW	795	2
Cityliner N 217/3	OM 422.905	04.73	14618	D	206 kW	795	4
Cityliner N 217/3	OM 422.906	04.73	14618	D	206 kW	795	4
Cityliner N 217/3	OM 422.907	04.73	14618	D	206 kW	795	4
Cityliner N 217/3	OM 422.909	04.73	14618	D	184 kW	795	4
Cityliner N 217/3	OM 422.912	04.73	14618	D	184 kW	795	4
Euroliner N 3316 KL, N 3316 ÜL	D 2866 LUH 30	05.04	11967	D	301 kW	795	5
Euroliner N 3316 Ü, N 3316 K	D 2866 LUH 30	10.98 - 03.02	11967	D	301 kW	795	5
Euroliner N 3318/3 Ü	D 2866 LUH 30	07.97 - 04.02	11967	D	301 kW	795	5
Jetliner N 213	BF 8 L 513-225	09.90 - 09.92	12763	D	225 kW	795	1
Jetliner N 213	BF 8 L 513-243	09.90 - 09.92	12763	D	243 kW	795	1
Jetliner N 214, N 216	BF 8 L 513-225	09.90 - 09.92	12763	D	225 kW	795	1
Jetliner N 214, N 216	BF 8 L 513-243	09.90 - 09.92	12763	D	243 kW	795	1
Jetliner N 214, N 216	D 2866 LOH 03	09.90 - 09.93	11967	D	309 kW	795	5
Jetliner N 214, N 216	D 2866 LOH 06	09.90 - 09.93	11967	D	309 kW	795	5
Jetliner N 214, N 216	DS 11.34	09.90 - 09.93	11021	D	228 - 235 kW	795	3
Jetliner N 214, N 216	DSC 11.18	09.90 - 09.92	11021	D	267 kW	795	3
Jetliner N 214, N 216	DSC 11.21	09.90 - 09.93	11021	D	228 - 235 kW	795	3
Jetliner N 214, N 216	DSC 11.22	09.92 - 09.93	11021	D	280 kW	795	3
Jetliner N 214, N 216	WS 268 G	09.92 - 09.93	11600	D	268 kW	796	8
Jetliner N 214, N 216	WS 295 G	09.92 - 09.93	11600	D	295 kW	796	8
Jetliner N 216	BF 8 L 513-243	09.90 - 09.92	12763	D	243 kW	795	1
Jetliner N 216	OM 422.909	09.90 - 09.93	14618	D	184 kW	795	4
Jetliner N 216	OM 422.912	09.90 - 09.93	14618	D	184 kW	795	4
Megaliner N 128/4	OM 442.998	01.93	14618	D	370 kW	795	7
N-Serie N 416 SL	DKFL 1160	01.83	11630	D	191 kW	796	8
N-Serie N 416 SÜ	F 8 L 513	01.87	13383	D	177 kW	795	6
Skyliner N 122/3	D 2866 LOH 03	09.90	11967	D	309 kW	795	5
Skyliner N 122/3	D 2866 LOH 06	09.90	11967	D	309 kW	795	5
Skyliner N 122/3	DSC 11.18	09.90 - 09.93	11021	D	267 kW	795	3
Skyliner N 122/3	DSC 11.22	09.92	11021	D	280 kW	795	3
Skyliner N 122/3	OM 422.951	09.90	14618	D	243 kW	795	7
Skyliner N 122/3	OM 422.952	09.90	14618	D	243 kW	795	7
Skyliner N 122/3	OM 442.979	01.79	14618	D	250 kW	795	7
Skyliner N 122/3	WS 268 G	09.92	11600	D	268 kW	796	8
Skyliner N 122/3	WS 295 G	09.92	11600	D	295 kW	796	8
Skyliner N 122	BF 8 L 513-225	09.90 - 09.92	12763	D	225 kW	795	1
Skyliner N 122	BF 8 L 513-243	09.90 - 09.92	12763	D	243 kW	795	1
Skyliner N 122	D 2866 LOH 03	09.90 - 09.92	11967	D	309 kW	795	5
Skyliner N 122	DS 11.34	09.90 - 09.92	11021	D	228 kW	795	3

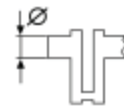


							
Skyliner N 122	DSC 11.18	09.90 - 09.92	11021	D	267 kW	795	3
Spaceliner N 117/3	D 2866 LOH 06	09.92	11967	D	309 kW	795	5
Spaceliner N 117/3	DSC 11.18	09.90 - 09.93	11021	D	267 kW	795	3
Spaceliner N 117/3	DSC 11.22	09.92	11021	D	280 kW	795	3
Spaceliner N 117/3	WS 268 G	09.92	11600	D	268 kW	796	8
Spaceliner N 117/3	WS 295 G	09.92	11600	D	295 kW	796	8
Spaceliner N 117	BF 8 L 513-225	09.90 - 09.92	12763	D	225 kW	795	1
Spaceliner N 117	BF 8 L 513-243	09.90 - 09.92	12763	D	243 kW	795	1
Spaceliner N 117	D 2866 LOH 03	09.90	11967	D	309 kW	795	5
Spaceliner N 117	D 2866 LOH 06	09.90	11967	D	309 kW	795	5
Spaceliner N 117	DS 11.34	09.90	11021	D	228 - 235 kW	795	3
Spaceliner N 117	DSC 11.18	09.90 - 09.93	11021	D	267 kW	795	3
Spaceliner N 117	DSC 11.21	09.90	11021	D	228 - 235 kW	795	3
Spaceliner N 117	DSC 11.22	09.92	11021	D	280 kW	795	3
Spaceliner N 117	WS 268 G	09.92	11600	D	268 kW	796	8
Spaceliner N 117	WS 295 G	09.92	11600	D	295 kW	796	8
Starliner N 2216 SHD	D 2866 LOH 27	01.02	11967	D	228 kW	795	5
Starliner N 2216 SHD	D 2866 LOH 28	01.02	11967	D	265 kW	795	5
Starliner N 2216 SHD	D 2866 LOH 29	01.02	11967	D	301 kW	795	5
Starliner N 516/3	D 2866 LOH 23	09.96	11967	D	294 kW	795	5
Starliner N 516/3	D 2866 LOH 29	09.02	11967	D	301 kW	795	5
Starliner N 516/3	D 2866 LOH 29	05.04	11967	D	301 kW	795	5
Starliner N 516	D 2866 LOH 23	09.96	11967	D	294 kW	795	5
Starliner N 516	D 2866 LOH 29	09.02	11967	D	301 kW	795	5
Tourliner N 2216 SHDL	D 2866 LOH 34	01.03	11967	D	301 kW	795	5
Tourliner N 2216 SHD	D 2866 LOH 34	01.03	11967	D	301 kW	795	5
Transliner N 314, N 316	DSC 11.21	09.93	11021	D	235 kW	795	3
Transliner N 316	BF 8 L 513-225	09.90 - 09.92	12763	D	225 kW	795	1
Transliner N 316	BF 8 L 513-243	09.90 - 09.92	12763	D	243 kW	795	1
Transliner N 316	D 2866 LOH 06	09.92	11967	D	309 kW	795	5
Transliner N 316	DSC 11.18	09.90 - 09.92	11021	D	267 kW	795	3
Transliner N 316	DSC 11.22	09.92	11021	D	280 kW	795	3
Transliner N 316	OM 442.913	12.88	15078	D	213 kW	796	9
Transliner N 316	OM 442.920	12.88	15078	D	195 kW	796	9
Transliner N 316	OM 442.925	12.88	15078	D	213 kW	796	9
Transliner N 316	OM 442.979	12.88	14618	D	250 kW	795	7
Transliner N 316	WS 268 G	09.92	11600	D	268 kW	796	8
Transliner N 316	WS 295 G	09.92	11600	D	295 kW	796	8
Transliner N 321/3	BF 8 L 513-225	09.90 - 09.92	12763	D	225 kW	795	1
Transliner N 321/3	BF 8 L 513-243	09.90 - 09.92	12763	D	243 kW	795	1
Transliner N 321/3	DSC 11.21	09.93	11021	D	235 kW	795	3
Trendliner N 3516 Ü	D 2866 LUH 30	09.04	11967	D	301 kW	795	5
Trendliner N 3516/3 ÜL	D 2866 LUH 30	09.04	11967	D	301 kW	795	5

			ccm	kW			1 POS				ccm	kW			1 POS
BF 8 L 513-225	125,000	8	12763	225 kW	D	795	1	OM 402.906	125,000	8	12760	188 kW	D	795	2
BF 8 L 513-243	125,000	8	12763	243 kW	D	795	1	OM 402.907	125,000	8	12760	188 kW	D	795	2
D 2866 LOH 03	128,000	6	11967	309 kW	D	795	5	OM 402.910	125,000	8	12760	176 kW	D	795	2
D 2866 LOH 06	128,000	6	11967	309 kW	D	795	5	OM 402.911	125,000	8	12760	176 kW	D	795	2
D 2866 LOH 23	128,000	6	11967	294 kW	D	795	5	OM 422.905	128,000	8	14618	206 kW	D	795	4
D 2866 LOH 25	128,000	6	11967	228 kW	D	795	5	OM 422.906	128,000	8	14618	206 kW	D	795	4
D 2866 LOH 27	128,000	6	11967	228 kW	D	795	5	OM 422.907	128,000	8	14618	206 kW	D	795	4
D 2866 LOH 28	128,000	6	11967	265 kW	D	795	5	OM 422.909	128,000	8	14618	184 kW	D	795	4
D 2866 LOH 29	128,000	6	11967	301 kW	D	795	5	OM 422.912	128,000	8	14618	184 kW	D	795	4
D 2866 LOH 34	128,000	6	11967	301 kW	D	795	5	OM 422.951	128,000	8	14618	243 kW	D	795	7
D 2866 LUH 21	128,000	6	11967	257 kW	D	795	5	OM 422.952	128,000	8	14618	243 kW	D	795	7
D 2866 LUH 30	128,000	6	11967	301 - 302 kW	D	795	5	OM 442.913	130,000	8	15078	213 kW	D	796	9
DKFL 1160	130,000	6	11630	191 kW	D	796	8	OM 442.920	130,000	8	15078	195 kW	D	796	9
DS 11.34	127,000	6	11021	228 kW	D	795	3	OM 442.925	130,000	8	15078	213 kW	D	796	9
DSC 11.18	127,000	6	11021	267 kW	D	795	3	OM 442.979	128,000	8	14618	250 kW	D	795	7
DSC 11.21	127,000	6	11021	235 - 266 kW	D	795	3	OM 442.998	128,000	8	14618	370 kW	D	795	7
DSC 11.22	127,000	6	11021	280 kW	D	795	3	WS 268 G	130,000	6	11600	268 kW	D	796	8
F 8 L 513	128,000	8	13383	168 - 177 kW	D	795	6	WS 295 G	130,000	6	11600	295 kW	D	796	8
OM 402.905	125,000	8	12800	188 kW	D	795	2								



Type



125,000 mm										1
BF 8 L 513-225 , BF 8 L 513-243 ,										
431505-00-1										1 pair
-25-1		PL	CU3	74,971 74,990	80,000 80,019	27,800		2,475		
125,000 mm										2
OM 402.905 , OM 402.906 , OM 402.907 , OM 402.910 , OM 402.911 ,										
401009-00-8 *										5 pairs
-25-8		HL	CU3	103,980 104,000	111,000 111,022	30,500	↑ LO1G ↓ L	3,472		4 pairs
-50-8										
-75-8										
-100-8		FL	CU3	103,980 104,000	111,000 111,022	37,810	↑ LO1G ↓ L	3,472		1 pair
431014-00-8										8 pairs
-25-8	1-8	PL	CU3	89,980 90,000	95,000 95,022	31,000	↑ LO1 ↓ LO1	2,473		
-50-8										
127,000 mm										3
DS 11.34 , DSC 11.18 , DSC 11.21 , DSC 11.22 ,										
403901-00-6										7 pairs
-25-6	1,2,3,5,6,7	HL	CU2	101,598 101,620	106,262 106,284	35,950	↑ LO2G ↓ LO2G	2,296		6 pairs
-50-6										
	4	HL	CU2	101,598 101,620	106,262 106,284	44,000	↑ LO2G ↓ LO2G	2,296		1 pair
433901-00-6										6 pairs
-25-6	1-6	PL	CU2	84,233 84,255	88,483 88,505	48,000	↑ LO1 ↓ LO1	2,089		
-50-6										
128,000 mm										4
OM 422.905 , OM 422.906 , OM 422.907 , OM 422.909 , OM 422.912 ,										
401009-00-8 *										5 pairs
-25-8		HL	CU3	103,980 104,000	111,000 111,022	30,500	↑ LO1G ↓ L	3,472		4 pairs
-50-8										
-75-8										
-100-8		FL	CU3	103,980 104,000	111,000 111,022	37,810	↑ LO1G ↓ L	3,472		1 pair
431014-00-8										8 pairs
-25-8	1-8	PL	CU3	89,980 90,000	95,000 95,022	31,000	↑ LO1 ↓ LO1	2,473		
-50-8										
128,000 mm										5
D 2866 LOH 03 , D 2866 LOH 06 , D 2866 LOH 23 , D 2866 LOH 25 , D 2866 LOH 27 , D 2866 LOH 28 , D 2866 LOH 29 , D 2866 LOH 34 , D 2866 LUH 21 , D 2866 LUH 30 ,										
431005-00-1										1 pair
-25-1		PL	CU3	31,959 31,975	36,000 36,016	19,000	↑ O1 ↓ O1	2,011		
-50-1										
128,000 mm										6
F 8 L 513										
431505-00-1										1 pair
-25-1		PL	CU3	74,971 74,990	80,000 80,019	27,800		2,475		
-50-1										
128,000 mm										7
OM 422.951 , OM 422.952 , OM 442.979 , OM 442.998 ,										
401009-00-8 *										5 pairs
-25-8		HL	CU3	103,980 104,000	111,000 111,022	30,500	↑ LO1G ↓ L	3,472		4 pairs
-50-8										
-75-8										
-100-8		FL	CU3	103,980 104,000	111,000 111,022	37,810	↑ LO1G ↓ L	3,472		1 pair



130,000 mm **8**

DKFL 1160 , WS 268 G , WS 295 G ,

401303-00-6 **7 pairs**

1	HL	CU3	97,990 98,010	103,072 103,098	39,150	↑ LO2G ↓ LO2G	2,496	1 pair
2,3,5,6	HL	CU3	97,990 98,010	103,072 103,098	32,050	↑ LO1G ↓ L	2,496	4 pairs
4,7	HL	CU3	97,990 98,010	103,072 103,098	52,150	↑ LO1G ↓ L	2,496	2 pairs

431303-00-6 **6 pairs**

1-6	PL	CU3	82,980 83,020	86,625 86,637	42,700	↑ LO1 ↓ LO1	1,787	
-----	----	-----	------------------	------------------	--------	----------------	-------	--

130,000 mm **9**

OM 442.913 , OM 442.920 , OM 442.925 ,

401009-00-8 * **5 pairs**








-25-8	HL	CU3	103,980	111,000	30,500	↑ LO1G ↓ L	3,472	4 pairs
-50-8			104,000	111,022				
-75-8								
-100-8	FL	CU3	103,980 104,000	111,000 111,022	37,810	↑ LO1G ↓ L	3,472	1 pair

431014-00-8 **8 pairs**

-25-8	1-8	PL	89,980	95,000	31,000	↑ LO1 ↓ LO1	2,473	
-50-8			90,000	95,022				



NEW HOLLAND

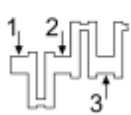
						
Series 90 110-90	8061.05	01.93	5861 D	82 kW	799	3
Series 90 110-90	8065.E	01.93	5861 D	82 kW	799	3
Series 90 180-90	8365.25.500	01.93	8102 D	132 kW	799	4
TNF-A TN75FA	8045.05	01.04	3908 D	54 - 56 kW	799	2
TNF-A TN75FA	8045.05	01.04	3908 D	54 - 56 kW	799	2
TN TN65F	8045.06	01.99 - 12.02	3613 D	44 kW	799	1

NEW HOLLAND

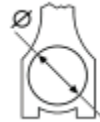
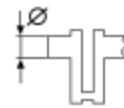


ENGINE	\varnothing		ccm	kW			1 POS
8045.05	104,000	4	3908	54 - 60 kW	D	799	2
8045.06	100,000	4	3613	44 - 73 kW	D	799	1
8061.05	104,000	6	5861	82 kW	D	799	3









ENGINE	\varnothing		ccm	kW			1 POS
8065.E	104,000	6	5861	82 kW	D	799	3
8365.25.500	115,000	6	8102	132 kW	D	799	4










Type








100,000 mm								1	
8045.06									
402009-00-4								5 pairs	
-25-4	1-5	HL	CU2	79,791	84,200	25,000	↑ LO1	2,179	
-50-4				79,810	84,230		↓ L		
-75-4									
412005-00-2								2 pairs	
	1-2	AS	CU2	87,779	111,510		↑ L G	3,429	
				88,033	111,764		↓ G		
432016-00-4								4 pairs	
-25-4	1-4	PL	CU2	63,725	67,407	28,700	↑ L	1,815	
				63,744	67,422		↓ L		
442001-00-4								4 pairs	
	1-4	PB	CU2	38,005	41,846	34,800	↑ O1G	2,250	
				38,012	41,884		↓		
104,000 mm								2	
8045.05									
402009-00-4								5 pairs	
-25-4	1-5	HL	CU2	79,791	84,200	25,000	↑ LO1	2,179	
-50-4				79,810	84,230		↓ L		
-75-4									
412005-00-2								2 pairs	
	1-2	AS	CU2	87,779	111,510		↑ L G	3,429	
				88,033	111,764		↓ G		
442001-00-4								4 pairs	
	1-4	PB	CU2	38,005	41,846	34,800	↑ O1G	2,250	
				38,012	41,884		↓		
104,000 mm								3	
8061.05 , 8065.E ,									
402009-00-4								5 pairs	
-25-4	1-5	HL	CU2	79,791	84,200	25,000	↑ LO1	2,179	
-50-4				79,810	84,230		↓ L		
-75-4									
412005-00-2								2 pairs	
	1-2	AS	CU2	87,779	111,510		↑ L G	3,429	
				88,033	111,764		↓ G		
432016-00-6								6 pairs	
-25-6	1-6	PL	CU2	63,725	67,407	28,700	↑ L	1,815	
				63,744	67,422		↓ L		
442001-00-4								4 pairs	
	1-4	PB	CU2	38,005	41,846	34,800	↑ O1G	2,250	
				38,012	41,884		↓		
115,000 mm								4	
8365.25.500									
412005-00-2								2 pairs	
	1-2	AS	CU2	87,779	111,510		↑ L G	3,429	
				88,033	111,764		↓ G		








							
720 Cab-Chassis 2.2 D 4WD	SD22	09.80 - 12.83	2164	D	46 kW	817	19
720 Cab-Chassis 2.2 D	SD22	09.80 - 12.83	2164	D	46 kW	817	19
720 Cab-Chassis 2.5 D 4WD	SD25	09.84 - 12.86	2494	D	52 kW	820	34
720 Cab-Chassis 2.5 D	SD25	09.84 - 12.86	2494	D	52 kW	820	34
720 Extended Cab Pickup 2.2 D 4WD	SD22	09.80 - 12.83	2164	D	46 kW	817	19
720 Extended Cab Pickup 2.2 D	SD22	09.80 - 12.83	2164	D	46 kW	817	19
720 Extended Cab Pickup 2.5 D 4WD	SD25	09.83 - 12.86	2494	D	52 kW	820	34
720 Extended Cab Pickup 2.5 D	SD25	09.83 - 12.86	2494	D	52 kW	820	34
AD Van (VB11) 1.6	E16S	06.87 - 04.90	1597	B	62 kW	814	7
ALMERA (N18_) 1.0 Turbo	HR10DET	04.19	999	B	74 kW	813	3
ALMERA II (N16) 1.5 dCi	K9K 722	01.03 - 09.06	1461	D	60 kW	814	8
ALMERA II (N16) 2.2 Di	YD22DDT	07.00 - 04.03	2184	D	81 kW	819	27
ALMERA II (N16) 2.2 dCi	YD22DDT	09.02 - 05.07	2184	D	82 kW	819	27
ALMERA II (N16) 2.2 dCi	YD22DDTi	09.03 - 09.06	2184	D	100 kW	819	27
ALMERA II Hatchback (N16) 1.5 dCi	K9K 722	01.03 - 09.06	1461	D	60 kW	814	8
ALMERA II Hatchback (N16) 2.2 Di	YD22DDT	03.00 - 04.03	2184	D	81 kW	819	27
ALMERA II Hatchback (N16) 2.2 dCi	YD22DDT	09.03 - 09.06	2184	D	82 kW	819	27
ALMERA II Hatchback (N16) 2.2 dCi	YD22DDTi	09.03 - 09.06	2184	D	100 kW	819	27
ALMERA TINO (V10) 2.2 dCi	YD22DDTi	08.00 - 02.06	2184	D	84 kW	819	27
ALMERA TINO (V10) 2.2 dCi	YD22DDTi	09.03 - 02.06	2184	D	82 kW	819	27
ALMERA TINO (V10) 2.2 dCi	YD22DDTi	09.03 - 02.06	2184	D	100 kW	819	27
ALMERA TINO (V10) 2.2 dCi	YD22DDTi	08.00 - 02.06	2184	D	110 kW	819	27
APRIO 1.6	K4M	07.08 - 12.10	1598	B	76 kW	815	10
APRIO 1.6	K7M 710	10.09	1598	B	64 kW	815	11
ATLAS II (F23, H41, H42) 2.5 D	TD25	10.93 - 10.97	2494	D	60 kW	820	35
ATLAS II (F23, H41, H42) 2.7 TDiC	TD27Ti	07.96 - 10.04	2664	D	92 kW	821	40
ATLAS II (F23, H41, H42) 3.0	BD30II	07.92 - 12.93	2953	D	74 kW	821	38
BASSARA (JU30) 2.5 DCi (JVU30)	YD25DDTi	11.99 - 08.03	2488	D	110 kW	820	33
BLUEBIRD SYLPHY II (G11) 1.6 (G15)	K4M	12.12	1598	B	75 kW	815	10
CABSTAR (F22, H40) 2.3 TD (F22)	SD23	01.82 - 06.92	2289	D	53 kW	819	31
CABSTAR (F22, H40) 2.3 TD (F22)	SD23	01.82 - 06.92	2289	D	56 kW	819	31
CABSTAR (F22, H40) 2.3 TD (F22)	TD23	01.82 - 06.92	2289	D	53 kW	819	32
CABSTAR (F22, H40) 2.3 TD (F22)	TD23	01.82 - 06.92	2289	D	56 kW	819	32
CABSTAR (F22, H40) 2.5 D (F22)	SD25	02.83 - 12.90	2494	D	53 kW	820	34
CABSTAR (F22, H40) 2.5 TD (F22)	TD25	10.82 - 06.92	2494	D	59 kW	820	35
CABSTAR (F22, H40) 2.5 TD	TD25	01.92 - 09.93	2494	D	71 kW	820	35
CABSTAR (F22, H40) 2.5 TD	TD25	01.89 - 12.92	2494	D	55 kW	820	35
CABSTAR (F22, H40) 2.7 TD (F22)	TD27	02.83 - 12.92	2664	D	66 kW	821	39
CABSTAR (F23, H41, H42) 2.5 D	TD25	07.92 - 12.00	2494	D	56 kW	820	35
CABSTAR (F23, H41, H42) 3.2 D	QD32	01.99 - 12.10	3153	D	70 kW	821	42
CABSTAR (F23, H41, H42) 3.2 TD	QD32	01.03 - 06.10	3153	D	70 kW	821	42
CABSTAR (F23, H41, H42) 3.2 TD	QD32	10.97 - 12.08	3153	D	76 kW	821	42
CABSTAR (F24M, F24W) 28.11 DCI, 32.11 DCI, 35.11 DCI 2.5 (F24M)	YD25DDTi	09.06 - 12.13	2488	D	81 kW	820	33
CABSTAR (F24M, F24W) 28.12 DCI, 32.12 DCI, 34.12 DCI, 35.12 DCI 2.5 (F24M)	YD25DDTi	09.06 - 12.13	2488	D	90 kW	820	33
CABSTAR (F24M, F24W) 34.110 DCI 2.5 (F24M)	YD25DDTi	01.07 - 04.12	2488	D	82 kW	820	33
CABSTAR (F24M, F24W) 35.13 DCI, 45.13 DCI 2.5 (F24M)	YD25DDTi	09.06 - 12.13	2488	D	96 kW	820	33
CABSTAR (F24M, F24W) 35.14 DCI, 45.14 DCI 2.5 (F24M)	YD25DDTi	09.06 - 12.13	2488	D	100 kW	820	33
CABSTAR (F24M, F24W) 35.14 DCI, 45.14 DCI 2.5 (F24M)	YD25K3LD-5MI	09.06 - 12.13	2488	D	100 kW	820	33
CABSTAR E (TL_, VL_) 105.35, 110.35, 110.45 (TL0)	BD-30Ti	10.98 - 10.06	2953	D	78 kW	821	38
CABSTAR E (TL_, VL_) 120.35, 120.45 (TL0)	BD-30Ti	10.98 - 10.06	2953	D	88 kW	821	38
CABSTAR E (TL_, VL_) 125.35, 125.45 (TL0, VL0)	BD-30Ti	10.98 - 10.06	2953	D	92 kW	821	38
CABSTAR E (TL_, VL_) 28.10, 32.10	BD-30Ti	01.04 - 11.06	2953	D	77 kW	821	38
CABSTAR E (TL_, VL_) 3.0 110.35 (TL0)	BD-30Ti	10.00 - 04.04	2953	D	81 kW	821	38
CABSTAR E (TL_, VL_) 90.32, 90.28, 95.32, 95.28 (TL0)	TD27T	10.98 - 10.06	2664	D	66 kW	821	39
CABSTAR E (TL_, VL_) 95.32	TD27	04.02 - 06.04	2664	D	70 kW	821	39
CEDRIC (Y30) 2.3 D	SD23	05.84 - 08.87	2289	D	51 kW	819	31
CEDRIC Stufenheck (Y31) 3.2 (Y31)	QD32	01.00 - 12.04	3153	D	74 kW	821	42
CHERRY III (N12) 1.6	E16	05.84 - 07.86	1597	B	51 kW	814	7
CHERRY III Stufenheck (N12) 1.6	E16	04.86 - 09.87	1597	B	51 kW	814	7
CUBE (Z12) 1.5 dCi	K9K 270	03.10	1461	D	81 kW	814	8
CUBE (Z12) 1.5 dCi	K9K 270	10.09	1461	D	78 kW	814	8
CUBE (Z12) 1.5 dCi	K9K	03.10	1461	D	81 kW	814	8








							
CUBE (Z12) 1.5 dCi	K9K	10.09	1461	D	78 kW	814	8
EXPERT II (W11) 2.2 D	YD22D	10.98 - 04.04	2184	D	84 kW	819	27
HOMY Kasten (E24) 2.5 TD	TD25	05.92 - 10.95	2494	D	61 kW	820	35
HOMY Kasten (E24) 2.7 TD	TD27TI	10.93 - 10.95	2664	D	91 kW	821	40
HOMY Kasten (E24) 3.2 D	SD33	10.93 - 10.97	3246	D	70 kW	817	19
HOMY Pritsche/Fahrgestell (E24) 2.5 TD	TD25	05.92 - 10.95	2494	D	61 kW	820	35
HOMY Pritsche/Fahrgestell (E24) 2.7 TD	TD27TI	10.93 - 10.95	2664	D	91 kW	821	40
HOMY Pritsche/Fahrgestell (E24) 3.2 D	SD33	10.93 - 10.97	3246	D	70 kW	817	19
INTERSTAR Bus (X70) dCi 90	G9T 722	07.02 - 08.06	2188	D	66 kW	819	28
INTERSTAR Bus (X70) dCi 100	G9U 650	04.06 - 03.11	2463	D	74 kW	819	30
INTERSTAR Bus (X70) dCi 100	G9U 720	11.03 - 03.06	2463	D	73 kW	819	30
INTERSTAR Bus (X70) dCi 100	G9U 750	11.03 - 03.06	2463	D	73 kW	819	30
INTERSTAR Bus (X70) dCi 115	G9U 720	04.02 - 08.06	2463	D	84 kW	819	30
INTERSTAR Bus (X70) dCi 115	G9U 720	04.02 - 08.06	2463	D	84 kW	819	30
INTERSTAR Bus (X70) dCi 115	G9U 724	04.02 - 08.06	2463	D	84 kW	819	30
INTERSTAR Bus (X70) dCi 115	G9U 750	04.02 - 08.06	2463	D	84 kW	819	30
INTERSTAR Bus (X70) dCi 115	G9U 754	04.02 - 08.06	2463	D	84 kW	819	30
INTERSTAR Bus (X70) dCi 120	G9U 650	09.06 - 03.11	2463	D	88 kW	819	30
INTERSTAR Bus (X70) dCi 150	G9U 632	09.06 - 03.11	2463	D	107 kW	819	30
INTERSTAR Bus (X70) dCi 80	F9Q 772	04.02 - 08.06	1870	D	60 kW	816	13
INTERSTAR Bus (X70) dCi 80	F9Q 774	04.02 - 08.06	1870	D	60 kW	816	13
INTERSTAR Kasten (X70) dCi 90	G9T 722	07.02	2188	D	66 kW	819	28
INTERSTAR Kasten (X70) dCi 100	G9U 720	11.03 - 03.06	2463	D	73 kW	819	30
INTERSTAR Kasten (X70) dCi 100	G9U 720	04.06	2463	D	74 kW	819	30
INTERSTAR Kasten (X70) dCi 100	G9U 754	11.03 - 03.06	2463	D	73 kW	819	30
INTERSTAR Kasten (X70) dCi 100	G9U 754	04.06	2463	D	74 kW	819	30
INTERSTAR Kasten (X70) dCi 115	G9U 720	04.02	2463	D	84 kW	819	30
INTERSTAR Kasten (X70) dCi 115	G9U 724	04.02	2463	D	84 kW	819	30
INTERSTAR Kasten (X70) dCi 115	G9U 750	04.02	2463	D	84 kW	819	30
INTERSTAR Kasten (X70) dCi 115	G9U 754	04.02	2463	D	84 kW	819	30
INTERSTAR Kasten (X70) dCi 120	G9U 650	09.06	2463	D	88 kW	819	30
INTERSTAR Kasten (X70) dCi 150	G9U 632	09.06	2463	D	107 kW	819	30
INTERSTAR Kasten (X70) dCi 80	F9Q 772	04.02 - 08.06	1870	D	60 kW	816	13
INTERSTAR Kasten (X70) dCi 80	F9Q 774	04.02 - 08.06	1870	D	60 kW	816	13
INTERSTAR Pritsche/Fahrgestell (X62B) dCi 145	M9T 706	11.21	2299	D	107 kW	818	25
INTERSTAR Pritsche/Fahrgestell (X70) dCi 100	G9U 720	02.04	2463	D	73 kW	819	30
INTERSTAR Pritsche/Fahrgestell (X70) dCi 100	G9U 754	02.04	2463	D	73 kW	819	30
INTERSTAR Pritsche/Fahrgestell (X70) dCi 115	G9U 720	08.03	2463	D	84 kW	819	30
INTERSTAR Pritsche/Fahrgestell (X70) dCi 115	G9U 724	08.03	2463	D	84 kW	819	30
INTERSTAR Pritsche/Fahrgestell (X70) dCi 115	G9U 750	08.03	2463	D	84 kW	819	30
INTERSTAR Pritsche/Fahrgestell (X70) dCi 115	G9U 754	08.03	2463	D	84 kW	819	30
INTERSTAR Pritsche/Fahrgestell (X70) dCi 120	G9U 650	08.06	2463	D	88 kW	819	30
INTERSTAR Pritsche/Fahrgestell (X70) dCi 150	G9U 632	08.06	2463	D	107 kW	819	30
JUKE (F15) 1.2 DIG-T	HR12DDT	05.14	1197	B	85 kW	813	4
JUKE (F15) 1.2 DIG-T	HRA2DDT	05.14	1197	B	85 kW	813	4
JUKE (F15) 1.5 dCi	K9K 410	06.10	1461	D	81 kW	814	8
JUKE (F15) 1.5 dCi	K9K 636	06.10	1461	D	81 kW	814	8
JUKE (F15) 1.5 dCi	K9K 646	06.10	1461	D	81 kW	814	8
JUKE (F15) 1.5 dCi	K9K 896	06.10	1461	D	81 kW	814	8
JUKE Van (F15) dCi	K9K 636	06.10	1461	D	81 kW	814	8
KICKS (P16) 1.5 D	K9K	01.19 - 05.20	1461	D	81 kW	814	8
KUBISTAR Kasten (X76) 1.2 16V	D4F 712	04.06	1149	B	55 kW	813	1
KUBISTAR Kasten (X76) 1.2	D7F 764	08.03	1149	B	44 kW	813	2
KUBISTAR Kasten (X76) 1.4	K7J 700	08.03 - 10.09	1390	B	55 kW	814	5
KUBISTAR Kasten (X76) 1.5 dCi 70	K9K 700	09.05 - 10.09	1461	D	50 kW	814	8
KUBISTAR Kasten (X76) 1.5 dCi 70	K9K 716	09.05 - 10.09	1461	D	50 kW	814	8
KUBISTAR Kasten (X76) 1.5 dCi	K9K 704	08.03	1461	D	48 kW	814	8
KUBISTAR Kasten (X76) 1.5 dCi	K9K 710	08.05 - 10.09	1461	D	45 kW	814	8
KUBISTAR Kasten (X76) 1.5 dCi	K9K 710	08.03 - 10.09	1461	D	42 kW	814	8
KUBISTAR Kasten (X76) 1.5 dCi	K9K 714	08.05 - 10.09	1461	D	45 kW	814	8
KUBISTAR Kasten (X76) 1.5 dCi	K9K 714	08.03 - 10.09	1461	D	42 kW	814	8
KUBISTAR Kasten (X76) 1.5 dCi	K9K 722	08.03 - 10.09	1461	D	60 kW	814	8








			ccm		kw		1 POS
KUBISTAR Kasten (X76) 1.6 16V	K4M 752	08.03 - 10.09	1598	B	70 kW	815	12
KUBISTAR Kasten (X76) dCi 85	K9K 276	04.06 - 10.09	1461	D	62 kW	814	8
KUBISTAR Kasten (X76) dCi 85	K9K 718	04.06 - 10.09	1461	D	62 kW	814	8
LAFESTA (B35) 2.0 4WD (CWEAWN)	LF-VE	06.11	1998	B	102 kW	819	29
LIVINA / GRAND LIVINA (L10, L11) 1.6 Flex	K4M	03.09 - 12.14	1598	B/E	79 kW	815	10
MAGNITE SUV (DD0K) 1.0 Turbo	HR10DET	11.20	999	B	74 kW	813	3
MICRA III (K12) 1.5 dCi	K9K 276	06.05 - 06.10	1461	D	63 kW	814	8
MICRA III (K12) 1.5 dCi	K9K 704	01.03 - 06.10	1461	D	48 kW	814	8
MICRA III (K12) 1.5 dCi	K9K 708	06.05 - 06.10	1461	D	50 kW	814	8
MICRA III (K12) 1.5 dCi	K9K 722	09.03 - 06.10	1461	D	60 kW	814	8
MICRA IV (K13K) 1.0 Flex	D4D	10.11 - 06.15	999	B/E	55 kW	813	1
MICRA IV (K13K) 1.5 D	K9K 700	11.10 - 05.20	1461	D	47 kW	814	8
MICRA IV (K13K) 1.5 D	K9K 704	11.10 - 05.20	1461	D	47 kW	814	8
MICRA IV (K13K) 1.5 D	K9K	01.11 - 09.15	1461	D	73 kW	814	8
MICRA IV (K13KK) 1.5 D	K9K	10.15	1461	D	47 kW	814	8
MICRA V (K14) 0.9 IG-T	H4B 408	12.16	898	B	66 kW	813	3
MICRA V (K14) 0.9 IG-T	HR09DET	12.16	898	B	66 kW	813	3
MICRA V (K14) 0.9 LPG	HR09DET	03.19	898	B/G	64 kW	813	3
MICRA V (K14) 1.0 IG-T 100	HR10DET	12.18	999	B	74 kW	813	3
MICRA V (K14) 1.0 IG-T	HR10DET	01.21	999	B	68 kW	813	3
MICRA V (K14) 1.5 DCI	K9K 628	12.16	1461	D	66 kW	814	8
MURANO II (Z51) 2.5 dCi 4x4	YD25DDTi	01.10 - 09.14	2488	D	140 kW	820	33
MURANO II VAN (Z51) 2.5 dCi 4x4	YD25DDTi	03.13 - 09.14	2488	D	140 kW	820	33
NAVARA (D21) 2.5 D 4x4	SD25	09.85 - 02.88	2494	D	57 kW	820	34
NAVARA (D21) 2.5 D 4x4	TD25	01.86 - 08.87	2494	D	55 kW	820	35
NAVARA (D21) 2.5 D 4x4	TD25	01.86 - 03.08	2494	D	59 kW	820	35
NAVARA (D21) 2.5 D	TD25	01.86 - 08.87	2494	D	55 kW	820	35
NAVARA (D21) 2.5 D	TD25	09.87 - 01.92	2494	D	60 kW	820	35
NAVARA (D21) 2.5 D	TD25	01.86 - 03.08	2494	D	59 kW	820	35
NAVARA (D21) 2.7 D 4x4	TD27	06.92 - 02.97	2664	D	58 kW	821	39
NAVARA (D21) 2.7 D 4x4	TD27	08.87 - 01.97	2664	D	73 kW	821	39
NAVARA (D21) 2.7 D 4x4	TD27	09.89 - 06.01	2664	D	63 kW	821	39
NAVARA (D21) 2.7 D	TD27	09.87 - 12.96	2664	D	73 kW	821	39
NAVARA (D22_) 2.5 D 4x4	YD25DDTi	01.99	2488	D	98 kW	820	33
NAVARA (D22_) 2.5 D 4x4	YD25DDTi	01.08	2488	D	96 kW	820	33
NAVARA (D22_) 2.5 D	YD25DDTi	01.97	2488	D	98 kW	820	33
NAVARA (D22_) 2.5 TD 4x4	TD25	02.98 - 10.01	2494	D	62 kW	820	35
NAVARA (D22_) 2.5 TD	TD25	02.98 - 10.01	2494	D	62 kW	820	35
NAVARA (D22_) 2.5 TD	TD25	02.98 - 10.01	2494	D	59 kW	820	35
NAVARA (D22_) 2.5 TDiC 4x4	TD25Ti	05.98 - 11.01	2494	D	76 kW	820	36
NAVARA (D22_) 2.5 TDiC	TD25Ti	05.98 - 10.01	2494	D	76 kW	820	36
NAVARA (D22_) 2.7 TD 4x4	TD27	01.97 - 10.01	2664	D	73 kW	821	39
NAVARA (D22_) 2.7 TD	TD27	01.97 - 10.01	2664	D	73 kW	821	39
NAVARA (D22_) 3.2 D 4x4	QD32	01.97 - 10.01	3153	D	76 kW	821	42
NAVARA (D22_) 3.2 D	QD32	01.97 - 03.02	3153	D	76 kW	821	42
NAVARA Pritsche/Fahrgestell (D21) 2.5 D	TD25	02.88 - 05.92	2494	D	55 kW	820	35
NAVARA Pritsche/Fahrgestell (D21) 2.7 D 4x4	TD27	02.88 - 02.97	2664	D	58 kW	821	39
NAVARA Pritsche/Fahrgestell (D22) 2.5 Di 4WD	YD25DDTi	02.02	2488	D	98 kW	820	33
NAVARA Pritsche/Fahrgestell (D22) 2.5 Di 4WD	YD25DDTi	06.14	2488	D	96 kW	820	33
NAVARA Pritsche/Fahrgestell (D22) 2.5 Di	YD25DDTi	02.02	2488	D	98 kW	820	33
NAVARA Pritsche/Fahrgestell (D22) 2.5 Di	YD25DDTi	06.14	2488	D	96 kW	820	33
NAVARA Pritsche/Fahrgestell (D22) 2.5 Di	YD25ETi	02.02	2488	D	98 kW	820	33
NAVARA Pritsche/Fahrgestell (D22) 2.7 D	TD27T	03.97 - 12.01	2664	D	64 kW	821	39
NAVARA Pritsche/Fahrgestell (D22) 2.7 D	TD27	03.97 - 12.01	2664	D	64 kW	821	39
NAVARA Pritsche/Fahrgestell (D22) 3.2 D 4WD	QD32	04.98 - 12.01	3153	D	76 kW	821	42
NAVARA Pritsche/Fahrgestell (D23) 2.5 DDTi	YD25DDTi	01.15	2488	D	120 kW	820	33
NAVARA Pritsche/Fahrgestell (D23) 2.5 dCi	YD25DDTi	11.17	2488	D	118 kW	820	33
NOTE (E11, NE11) 1.5 dCi	K9K 276	09.10 - 06.12	1461	D	66 kW	814	8
NOTE (E11, NE11) 1.5 dCi	K9K 276	03.06 - 06.12	1461	D	63 kW	814	8
NOTE (E11, NE11) 1.5 dCi	K9K 288	07.08 - 06.12	1461	D	76 kW	815	9
NOTE (E11, NE11) 1.5 dCi	K9K 292	07.08 - 06.12	1461	D	76 kW	814	8
NOTE (E11, NE11) 1.5 dCi	K9K 400	09.10 - 06.12	1461	D	66 kW	814	8








							
NOTE (E11, NE11) 1.5 dCi	K9K 400	03.06 - 06.12	1461	D	63 kW	814	8
NOTE (E11, NE11) 1.5 dCi	K9K 700	03.06 - 06.12	1461	D	50 kW	814	8
NOTE (E12) 1.5 dCi	K9K 608	06.13	1461	D	66 kW	814	8
NOTE (E12) 1.5 dCi	K9K 892	06.13	1461	D	66 kW	814	8
NOTE VAN (E11) 1.5 dCi	K9K 276	01.11 - 09.12	1461	D	63 kW	814	8
NP200 1.5 dCi	K9K 796	10.08	1461	D	63 kW	815	9
NP200 1.6	K4M	10.08	1598	B	77 kW	815	10
NP200 1.6	K7M 710	10.08	1598	B	64 kW	815	11
NP300 NAVARA (D40) 2.5 D 4WD	YD25DDTi	11.06	2488	D	98 kW	820	33
NP300 NAVARA (D40) 2.5 D	YD25DDTi	09.08	2488	D	98 kW	820	33
NP300 NAVARA (D40) 2.5 dCi 4WD (D40TT, D40T, D40M, D40BB)	YD25DDTi	12.09	2488	D	140 kW	820	33
NP300 NAVARA (D40) 2.5 dCi 4WD	YD25DDTi	07.05	2488	D	128 kW	820	33
NP300 NAVARA (D40) 2.5 dCi 4WD	YD25DDTi	10.06	2488	D	126 kW	820	33
NP300 NAVARA (D40) 2.5 dCi 4WD	YD25DDTi	01.07	2488	D	106 kW	820	33
NP300 NAVARA (D40) 2.5 dCi 4WD	YD25DDTi	11.12	2488	D	104 kW	820	33
NP300 NAVARA (D40) 2.5 dCi 4x4	YD25DDTi	02.12 - 12.16	2488	D	120 kW	820	33
NP300 NAVARA (D40) 2.5 dCi	YD25DDTi	07.05	2488	D	106 kW	820	33
NP300 NAVARA (D40) 2.5 dCi	YD25DDTi	12.05	2488	D	128 kW	820	33
NP300 NAVARA (D40) 2.5 dCi	YD25DDTi	10.06	2488	D	120 kW	820	33
NP300 NAVARA (D40) 2.5 dCi	YD25DDTi	11.12	2488	D	104 kW	820	33
NP300 NAVARA Pick-up (D23, D23T) 2.5 DCi	YD25DDTi	09.20	2488	D	124 kW	820	33
NP300 NAVARA Pick-up (D23, D23T) 2.5 dCi 4x4	YD25DDTi	07.14	2488	D	120 kW	820	33
NP300 NAVARA Pick-up (D23, D23T) 2.5 dCi 4x4	YD25DDTi	07.14	2488	D	140 kW	820	33
NP300 NAVARA Pick-up (D23, D23T) 2.5 dCi AWD	YD25DDTi	09.20	2488	D	124 kW	820	33
NP300 NAVARA Pick-up (D23, D23T) 2.5 dCi	YD25DDTi	07.14	2488	D	120 kW	820	33
NP300 NAVARA Pick-up (D23, D23T) 2.5 dCi	YD25DDTi	07.14	2488	D	140 kW	820	33
NP300 NAVARA Pritsche/Fahrgestell (D40) 2.5 dCi 4WD	YD25DDTi	08.08	2488	D	126 kW	820	33
NP300 NAVARA Pritsche/Fahrgestell (D40) 2.5 dCi 4WD	YD25DDTi	07.08	2488	D	106 kW	820	33
NP300 NAVARA Pritsche/Fahrgestell (D40) 2.5 dCi	YD25DDTi	03.10	2488	D	140 kW	820	33
NP300 NAVARA Pritsche/Fahrgestell (D40) 2.5 dCi	YD25DDTi	08.08 - 12.15	2488	D	106 kW	820	33
NP300 PICKUP (D22) 2.5 dCi 4x4	YD25DDTi	04.08	2488	D	98 kW	820	33
NP300 PICKUP (D22) 2.5 dCi	YD25DDTi	04.08	2488	D	98 kW	820	33
NT400 CABSTAR (F24M) 28.12, 32.12, 35.12 (F91AN)	YD25K3LD-5LO	01.14	2488	D	90 kW	820	33
NT400 CABSTAR (F24M) 35.14, 45.14	YD25K3LD-5MI	01.14	2488	D	100 kW	820	33
NT400 CABSTAR (F24M) 35.15, 45.15	YD25K3LD-5HO	01.14	2488	D	107 kW	820	33
NV200 / EVALIA Bus 1.5 dCi 110 (M20, M20M)	K9K 636	04.11	1461	D	81 kW	814	8
NV200 / EVALIA Bus 1.5 dCi 110 (M20, M20M)	K9K 646	04.11	1461	D	81 kW	814	8
NV200 / EVALIA Bus 1.5 dCi 85 (M20, M20M, M20K, M20KK)	K9K 400	07.10	1461	D	63 kW	814	8
NV200 / EVALIA Bus 1.5 dCi 85 (M20, M20M, M20K, M20KK)	K9K 608	07.10	1461	D	63 kW	814	8
NV200 / EVALIA Bus 1.5 dCi 85 (M20, M20M, M20K, M20KK)	K9K 628	07.10	1461	D	63 kW	814	8
NV200 / EVALIA Bus 1.5 dCi 90 (M20, M20M)	K9K 892	04.11	1461	D	66 kW	814	8
NV200 Kasten 1.5 dCi 110 (M20, M20M)	K9K 636	04.11	1461	D	81 kW	814	8
NV200 Kasten 1.5 dCi 110 (M20, M20M)	K9K 646	04.11	1461	D	81 kW	814	8
NV200 Kasten 1.5 dCi 85 (M20, M20M)	K9K 400	02.10	1461	D	63 kW	814	8
NV200 Kasten 1.5 dCi 85 (M20, M20M)	K9K 608	02.10	1461	D	63 kW	814	8
NV200 Kasten 1.5 dCi 85 (M20, M20M)	K9K 628	02.10	1461	D	63 kW	814	8
NV200 Kasten 1.5 dCi 90 (M20, M20M)	K9K 892	04.11	1461	D	66 kW	814	8
NV250 Bus (X61) dCi 115	K9K 872	07.19	1461	D	85 kW	814	8
NV250 Bus (X61) dCi 80	K9K 872	07.19	1461	D	59 kW	814	8
NV250 Bus (X61) dCi 95	K9K 872	07.19	1461	D	70 kW	814	8
NV250 Kasten (X61) dCi 115	K9K 872	07.19	1461	D	85 kW	814	8
NV250 Kasten (X61) dCi 80	K9K 872	07.19	1461	D	59 kW	814	8
NV250 Kasten (X61) dCi 95	K9K 872	07.19	1461	D	70 kW	814	8
NV300 Kasten (X82) 1.6 dci 120	R9M 413	09.16	1598	D	89 kW	816	14
NV300 Kasten (X82) 1.6 dci 120	R9M	09.16	1598	D	89 kW	816	14
NV300 Kasten (X82) 1.6 dci 125	R9M 452	09.16	1598	D	92 kW	816	14
NV300 Kasten (X82) 1.6 dci 125	R9M	09.16	1598	D	92 kW	816	14
NV300 Kasten (X82) 1.6 dci 145	R9M 452	09.16	1598	D	107 kW	816	14
NV300 Kasten (X82) 1.6 dci 145	R9M	09.16	1598	D	107 kW	816	14
NV300 Kasten (X82) 1.6 dci 95	R9M 413	09.16	1598	D	70 kW	816	14
NV300 Kasten (X82) 1.6 dci 95	R9M 415	09.16	1598	D	70 kW	816	15
NV300 Kasten (X82) 1.6 dci 95	R9M	09.16	1598	D	70 kW	816	14








			ccm		kw		1 POS
NV300 Kombi (X82) 1.6 dCi 125	R9M 452	09.16	1598	D	92 kW	816	14
NV300 Kombi (X82) 1.6 dCi 125	R9M	09.16	1598	D	92 kW	816	14
NV300 Kombi (X82) 1.6 dCi 145	R9M 452	09.16	1598	D	107 kW	816	14
NV300 Kombi (X82) 1.6 dCi 145	R9M	09.16	1598	D	107 kW	816	14
NV300 Kombi (X82) 1.6 dCi 120	R9M 413	09.16	1598	D	89 kW	816	14
NV300 Kombi (X82) 1.6 dCi 95	R9M 413	09.16	1598	D	70 kW	816	14
NV300 Kombi (X82) 1.6 dCi 95	R9M	09.16	1598	D	70 kW	816	14
NV300 Pritsche/Fahrgestell (X82) 1.6 dCi 125	R9M 452	09.16	1598	D	92 kW	816	14
NV300 Pritsche/Fahrgestell (X82) 1.6 dCi 145	R9M 452	09.16	1598	D	107 kW	816	14
NV350 / CARAVAN Bus (E26) 2.5 dCi 4WD	YD25DDTi	05.12	2488	D	95 kW	820	33
NV350 / CARAVAN Bus (E26) 2.5 dCi	YD25DDTi	09.13	2488	D	93 kW	820	33
NV350 / CARAVAN Bus (E26) 2.5 dCi	YD25DDTi	05.12	2488	D	95 kW	820	33
NV350 Kasten (E26) 2.5 dCi 4WD	YD25DDTi	06.12	2488	D	95 kW	820	33
NV350 Kasten (E26) 2.5 dCi	YD25DDTi	06.12	2488	D	95 kW	820	33
NV400 Bus (X62, X62B) dCi 100	M9T 670	11.11 - 09.16	2299	D	74 kW	818	24
NV400 Bus (X62, X62B) dCi 100	M9T 672	11.11 - 09.16	2299	D	74 kW	818	24
NV400 Bus (X62, X62B) dCi 100	M9T 676	11.11 - 09.16	2299	D	74 kW	818	24
NV400 Bus (X62, X62B) dCi 100	M9T 870	11.11 - 09.16	2299	D	74 kW	818	25
NV400 Bus (X62, X62B) dCi 110	M9T 870	06.14	2299	D	81 kW	818	25
NV400 Bus (X62, X62B) dCi 125	M9T 670	11.11 - 09.16	2299	D	92 kW	818	24
NV400 Bus (X62, X62B) dCi 125	M9T 672	11.11 - 09.16	2299	D	92 kW	818	24
NV400 Bus (X62, X62B) dCi 125	M9T 676	11.11 - 09.16	2299	D	92 kW	818	24
NV400 Bus (X62, X62B) dCi 125	M9T 680	11.11 - 09.16	2299	D	92 kW	818	24
NV400 Bus (X62, X62B) dCi 125	M9T 870	11.11 - 09.16	2299	D	92 kW	818	25
NV400 Bus (X62, X62B) dCi 125	M9T 880	11.11 - 09.16	2299	D	92 kW	818	25
NV400 Bus (X62, X62B) dCi 135	M9T 696	06.14 - 09.16	2299	D	100 kW	818	24
NV400 Bus (X62, X62B) dCi 135	M9T 698	06.14 - 09.16	2299	D	100 kW	818	24
NV400 Bus (X62, X62B) dCi 135	M9T 702	06.14 - 09.16	2299	D	100 kW	818	25
NV400 Bus (X62, X62B) dCi 145	M9T 678	11.11	2299	D	107 kW	818	24
NV400 Bus (X62, X62B) dCi 145	M9T 680	11.11	2299	D	107 kW	818	24
NV400 Bus (X62, X62B) dCi 145	M9T 706	11.11	2299	D	107 kW	818	25
NV400 Bus (X62, X62B) dCi 150	M9T 880	02.14	2299	D	110 kW	818	25
NV400 Bus (X62, X62B) dCi 160	M9T 702	06.14 - 09.16	2299	D	120 kW	818	25
NV400 Bus (X62, X62B) dCi 160	M9T	06.14 - 09.16	2299	D	120 kW	818	24
NV400 Bus (X62, X62B) dCi 170	M9T 706	07.15	2299	D	125 kW	818	25
NV400 Bus (X62, X62B) dCi 170	M9T	07.15	2299	D	125 kW	818	24
NV400 Kasten (X62, X62B) dCi 100	M9T 670	11.11 - 09.16	2299	D	74 kW	818	24
NV400 Kasten (X62, X62B) dCi 100	M9T 672	11.11 - 09.16	2299	D	74 kW	818	24
NV400 Kasten (X62, X62B) dCi 100	M9T 676	11.11 - 09.16	2299	D	74 kW	818	24
NV400 Kasten (X62, X62B) dCi 100	M9T 870	11.11 - 09.16	2299	D	74 kW	818	25
NV400 Kasten (X62, X62B) dCi 110	M9T 870	06.14	2299	D	81 kW	818	25
NV400 Kasten (X62, X62B) dCi 125 RWD	M9T 686	11.11 - 09.16	2299	D	92 kW	818	24
NV400 Kasten (X62, X62B) dCi 125 RWD	M9T 690	11.11 - 09.16	2299	D	92 kW	818	24
NV400 Kasten (X62, X62B) dCi 125 RWD	M9T 692	11.11 - 09.16	2299	D	92 kW	818	24
NV400 Kasten (X62, X62B) dCi 125 RWD	M9T 696	11.11 - 09.16	2299	D	92 kW	818	24
NV400 Kasten (X62, X62B) dCi 125 RWD	M9T 698	11.11 - 09.16	2299	D	92 kW	818	24
NV400 Kasten (X62, X62B) dCi 125 RWD	M9T 870	11.11 - 09.16	2299	D	92 kW	818	25
NV400 Kasten (X62, X62B) dCi 125 RWD	M9T 896	11.11 - 09.16	2299	D	92 kW	818	25
NV400 Kasten (X62, X62B) dCi 125	M9T 670	11.11 - 09.16	2299	D	92 kW	818	24
NV400 Kasten (X62, X62B) dCi 125	M9T 672	11.11 - 09.16	2299	D	92 kW	818	24
NV400 Kasten (X62, X62B) dCi 125	M9T 676	11.11 - 09.16	2299	D	92 kW	818	24
NV400 Kasten (X62, X62B) dCi 125	M9T 680	11.11 - 09.16	2299	D	92 kW	818	24
NV400 Kasten (X62, X62B) dCi 125	M9T 880	11.11 - 09.16	2299	D	92 kW	818	25
NV400 Kasten (X62, X62B) dCi 130 RWD	M9T	09.16	2299	D	96 kW	818	24
NV400 Kasten (X62, X62B) dCi 130	M9T	09.16	2299	D	96 kW	818	24
NV400 Kasten (X62, X62B) dCi 135 RWD	M9T 696	06.14 - 09.16	2299	D	100 kW	818	24
NV400 Kasten (X62, X62B) dCi 135 RWD	M9T 698	06.14 - 09.16	2299	D	100 kW	818	24
NV400 Kasten (X62, X62B) dCi 135	M9T 702	06.14	2299	D	100 kW	818	25
NV400 Kasten (X62, X62B) dCi 145 RWD	M9T 694	11.11	2299	D	107 kW	818	24
NV400 Kasten (X62, X62B) dCi 145 RWD	M9T 696	11.11	2299	D	107 kW	818	24
NV400 Kasten (X62, X62B) dCi 145 RWD	M9T 698	11.11	2299	D	107 kW	818	24
NV400 Kasten (X62, X62B) dCi 145	M9T 678	11.11	2299	D	107 kW	818	24








							
NV400 Kasten (X62, X62B) dCi 145	M9T 680	11.11	2299	D	107 kW	818	24
NV400 Kasten (X62, X62B) dCi 145	M9T 706	11.11	2299	D	107 kW	818	25
NV400 Kasten (X62, X62B) dCi 150 RWD	M9T 880	02.14 - 09.16	2299	D	110 kW	818	25
NV400 Kasten (X62, X62B) dCi 150	M9T 880	02.14	2299	D	110 kW	818	25
NV400 Kasten (X62, X62B) dCi 165 RWD	M9T	06.14	2299	D	120 kW	818	24
NV400 Kasten (X62, X62B) dCi 165	M9T 702	06.14 - 09.16	2299	D	120 kW	818	25
NV400 Kasten (X62, X62B) dCi 165	M9T	06.14 - 09.16	2299	D	120 kW	818	24
NV400 Kasten (X62, X62B) dCi 170	M9T 706	09.16	2299	D	125 kW	818	25
NV400 Kasten (X62, X62B) dCi 170	M9T	09.16	2299	D	125 kW	818	24
NV400 Pritsche/Fahrgestell (X62, X62B) dCi 100	M9T 670	11.11 - 09.16	2299	D	74 kW	818	24
NV400 Pritsche/Fahrgestell (X62, X62B) dCi 100	M9T 672	11.11 - 09.16	2299	D	74 kW	818	24
NV400 Pritsche/Fahrgestell (X62, X62B) dCi 100	M9T 676	11.11 - 09.16	2299	D	74 kW	818	24
NV400 Pritsche/Fahrgestell (X62, X62B) dCi 100	M9T 870	11.11 - 09.16	2299	D	74 kW	818	25
NV400 Pritsche/Fahrgestell (X62, X62B) dCi 110	M9T 870	06.14	2299	D	81 kW	818	25
NV400 Pritsche/Fahrgestell (X62, X62B) dCi 125 RWD	M9T 686	11.11 - 09.16	2299	D	92 kW	818	24
NV400 Pritsche/Fahrgestell (X62, X62B) dCi 125 RWD	M9T 690	11.11 - 09.16	2299	D	92 kW	818	24
NV400 Pritsche/Fahrgestell (X62, X62B) dCi 125 RWD	M9T 692	11.11 - 09.16	2299	D	92 kW	818	24
NV400 Pritsche/Fahrgestell (X62, X62B) dCi 125 RWD	M9T 696	11.11 - 09.16	2299	D	92 kW	818	24
NV400 Pritsche/Fahrgestell (X62, X62B) dCi 125 RWD	M9T 698	11.11 - 09.16	2299	D	92 kW	818	24
NV400 Pritsche/Fahrgestell (X62, X62B) dCi 125 RWD	M9T 870	11.11 - 09.16	2299	D	92 kW	818	25
NV400 Pritsche/Fahrgestell (X62, X62B) dCi 125 RWD	M9T 896	11.11 - 09.16	2299	D	92 kW	818	25
NV400 Pritsche/Fahrgestell (X62, X62B) dCi 125	M9T 670	11.11 - 09.16	2299	D	92 kW	818	24
NV400 Pritsche/Fahrgestell (X62, X62B) dCi 125	M9T 672	11.11 - 09.16	2299	D	92 kW	818	24
NV400 Pritsche/Fahrgestell (X62, X62B) dCi 125	M9T 676	11.11 - 09.16	2299	D	92 kW	818	24
NV400 Pritsche/Fahrgestell (X62, X62B) dCi 125	M9T 680	11.11 - 09.16	2299	D	92 kW	818	24
NV400 Pritsche/Fahrgestell (X62, X62B) dCi 125	M9T 870	11.11 - 09.16	2299	D	92 kW	818	25
NV400 Pritsche/Fahrgestell (X62, X62B) dCi 125	M9T 880	11.11 - 09.16	2299	D	92 kW	818	25
NV400 Pritsche/Fahrgestell (X62, X62B) dCi 130 RWD	M9T	06.16	2299	D	96 kW	818	24
NV400 Pritsche/Fahrgestell (X62, X62B) dCi 130	M9T	06.16	2299	D	96 kW	818	24
NV400 Pritsche/Fahrgestell (X62, X62B) dCi 135 RWD	M9T 696	06.14 - 06.16	2299	D	100 kW	818	24
NV400 Pritsche/Fahrgestell (X62, X62B) dCi 135 RWD	M9T 698	06.14 - 06.16	2299	D	100 kW	818	24
NV400 Pritsche/Fahrgestell (X62, X62B) dCi 135	M9T 702	06.14	2299	D	100 kW	818	25
NV400 Pritsche/Fahrgestell (X62, X62B) dCi 135	M9T	06.14	2299	D	100 kW	818	24
NV400 Pritsche/Fahrgestell (X62, X62B) dCi 145 RWD	M9T 694	11.11	2299	D	107 kW	818	24
NV400 Pritsche/Fahrgestell (X62, X62B) dCi 145 RWD	M9T 696	11.11	2299	D	107 kW	818	24
NV400 Pritsche/Fahrgestell (X62, X62B) dCi 145 RWD	M9T 698	11.11	2299	D	107 kW	818	24
NV400 Pritsche/Fahrgestell (X62, X62B) dCi 145	M9T 678	11.11	2299	D	107 kW	818	24
NV400 Pritsche/Fahrgestell (X62, X62B) dCi 145	M9T 680	11.11	2299	D	107 kW	818	24
NV400 Pritsche/Fahrgestell (X62, X62B) dCi 145	M9T 706	11.11	2299	D	107 kW	818	25
NV400 Pritsche/Fahrgestell (X62, X62B) dCi 150 RWD	M9T 880	08.14 - 06.16	2299	D	110 kW	818	25
NV400 Pritsche/Fahrgestell (X62, X62B) dCi 150	M9T 880	08.14	2299	D	110 kW	818	25
NV400 Pritsche/Fahrgestell (X62, X62B) dCi 165 RWD	M9T	06.14	2299	D	120 kW	818	24
NV400 Pritsche/Fahrgestell (X62, X62B) dCi 165	M9T 702	06.14 - 06.16	2299	D	120 kW	818	25
NV400 Pritsche/Fahrgestell (X62, X62B) dCi 165	M9T	06.14 - 06.16	2299	D	120 kW	818	24
NV400 Pritsche/Fahrgestell (X62, X62B) dCi 170	M9T 706	06.16	2299	D	125 kW	818	25
NV400 Pritsche/Fahrgestell (X62, X62B) dCi 170	M9T	06.16	2299	D	125 kW	818	24
PATHFINDER I (WD21) 2.7 D 4WD	TD27	05.92 - 10.95	2664	D	58 kW	821	39
PATHFINDER II (R50) 2.7 TD 4WD	TD27ETi	09.97 - 12.04	2664	D	96 kW	821	40
PATHFINDER III (R51) 2.5 dCi 4WD	YD25DDTi	01.05	2488	D	128 kW	820	33
PATHFINDER III (R51) 2.5 dCi 4WD	YD25DDTi	10.06	2488	D	126 kW	820	33
PATHFINDER III (R51) 2.5 dCi 4WD	YD25DDTi	08.10	2488	D	140 kW	820	33
PATHFINDER III (R51) 2.5 dCi 4WD	YD25DDTi	01.05	2488	D	120 kW	820	33
PATHFINDER III (R51) 2.5 dCi	YD25DDTi	01.05	2488	D	128 kW	820	33
PATHFINDER III (R51) 2.5 dCi	YD25DDTi	10.12 - 08.14	2488	D	140 kW	820	33
PATHFINDER III VAN (R51_) 2.5 dCi 4x4 (R51M)	YD25DDTi	03.13 - 08.14	2488	D	140 kW	820	33
PATROL GR IV (Y60, GR) 4.2 D (Y60GR)	TD42	11.88 - 06.97	4169	D	85 kW	821	41
PATROL GR IV (Y60, GR) 4.2 D 4x4	TD42	11.88 - 08.97	4169	D	92 kW	821	41
PATROL GR IV (Y60, GR) 4.2	TD42T	08.93 - 09.97	4169	D	107 kW	821	41
PATROL GR V Pick-up (Y61) 4.2 TDi 4WD	TD42T	06.06 - 04.08	4169	D	85 kW	821	41
PATROL GR V Pick-up (Y61) 4.2 TDi 4WD	TD42T	05.08	4169	D	90 kW	821	41
PATROL GR V Pritsche/Fahrgestell (Y61) 4.2 D 4x4 (TY61)	TD42T	02.99 - 09.07	4169	D	114 kW	821	41
PATROL GR V Pritsche/Fahrgestell (Y61) 4.2 D 4x4 (TY61)	TD42	05.98 - 03.03	4169	D	91 kW	821	41

			ccm		kw		1 POS
PATROL GR V Wagon (Y61) 2.7 TD	TD27T	05.98 - 06.01	2664	D	73 kW	821	39
PATROL GR V Wagon (Y61) 3.2 D	SD33	05.98 - 06.01	3246	D	70 kW	817	19
PATROL GR V Wagon (Y61) 4.2 4WD	TD42	05.13	4169	D	99 kW	821	41
PATROL GR V Wagon (Y61) 4.2 D (AUS)	TD42T	05.99 - 05.07	4169	D	114 kW	821	41
PATROL GR V Wagon (Y61) 4.2 D 4x4 (Y61)	TD42	05.98 - 03.03	4169	D	91 kW	821	41
PATROL GR V Wagon (Y61) 4.2 TD	TD42T	06.97	4169	D	107 kW	821	41
PATROL III/1 Hardtop (K160) 3.2 D (K160)	SD33	11.79 - 08.88	3246	D	70 kW	817	19
PATROL III/1 Hardtop (K160) 3.2 TD (K160)	SD33T	07.83 - 08.88	3246	D	81 kW	817	19
PATROL III/1 Pritsche/Fahrgestell (MQ, MK, GQ) 3.3 D 4x4 (G160)	SD33	06.80 - 12.87	3246	D	70 kW	817	19
PATROL III/1 Pritsche/Fahrgestell (MQ, MK, GQ) 3.3 TD 4x4 (G160)	SD33T	01.84 - 12.87	3246	D	81 kW	817	19
PATROL III/1 Pritsche/Fahrgestell (MQ, MK, GQ) 4.2 D (Y60)	TD42	01.88 - 09.00	4169	D	85 kW	821	41
PATROL III/1 Station Wagon (W160) 3.2 D (W160)	SD33	11.79 - 08.88	3246	D	70 kW	817	19
PATROL III/1 Station Wagon (W160) 3.2 TD (W160)	SD33T	07.83 - 08.88	3246	D	81 kW	817	19
PATROL III/1 Station Wagon (W160) 3.3 TD (W160)	SD33T	01.84 - 12.87	3246	D	81 kW	817	19
PATROL III/2 Hardtop (K260) 3.2 D	SD33T	08.88 - 06.90	3246	D	81 kW	817	19
PATROL III/2 Hardtop (K260) 4.2 D	TD42	01.88 - 12.97	4169	D	85 kW	821	41
PATROL III/2 Station Wagon (W260) 3.2 D	SD33T	08.88 - 06.90	3246	D	81 kW	817	19
PICK UP (720) 2.2 D 4WD	SD22	01.82 - 09.84	2164	D	47 kW	817	19
PICK UP (720) 2.2 D	SD22	01.82 - 10.84	2164	D	47 kW	817	19
PICK UP (720) 2.3 D 4WD	SD23	04.83 - 03.86	2289	D	51 kW	819	31
PICK UP (720) 2.3 D	SD23	04.83 - 03.86	2289	D	51 kW	819	31
PICK UP (720) 2.5 D 4WD	SD25	04.83 - 03.86	2494	D	53 kW	820	34
PICK UP (D21) 2.3 D 4WD	SD23	09.85 - 08.95	2289	D	51 kW	819	31
PICK UP (D21) 2.3 D	SD23	09.85 - 08.95	2289	D	51 kW	819	31
PICK UP (D21) 2.5 D 4WD	SD25	09.85 - 08.91	2494	D	55 kW	820	34
PICK UP (D21) 2.5 D 4WD	SD25	09.85 - 08.88	2494	D	53 kW	820	34
PICK UP (D21) 2.5 D 4WD	TD25	03.96 - 02.98	2494	D	61 kW	820	35
PICK UP (D21) 2.5 D 4WD	TD25	08.87 - 02.98	2494	D	59 kW	820	35
PICK UP (D21) 2.5 D	SD25	01.86 - 02.98	2494	D	57 kW	820	34
PICK UP (D21) 2.5 D	TD25	08.92 - 02.98	2494	D	61 kW	820	35
PICK UP (D21) 2.5 D	TD25	09.87 - 08.96	2494	D	59 kW	820	35
PICK UP (D21) 2.5 D	TD25	09.85 - 02.98	2494	D	55 kW	820	35
PICK UP (D21) 2.7 D 4WD	TD27	08.87 - 02.98	2664	D	73 kW	821	39
PICK UP (D21) 2.7 D 4WD	TD27	09.87 - 03.97	2664	D	58 kW	821	39
PICK UP (D21) 2.7 TD 4WD	TD27T	09.87 - 12.96	2664	D	73 kW	821	39
PICK UP (D21) 2.7 TD	TD27T	09.87 - 12.96	2664	D	73 kW	821	39
PICK UP (D22) 2.5 D 4WD	TD25	02.98 - 04.05	2494	D	61 kW	820	35
PICK UP (D22) 2.5 D	TD25	02.98 - 04.05	2494	D	61 kW	820	35
PICK UP (D22) 2.5 Di	YD25DDTi	03.02 - 12.10	2488	D	98 kW	820	33
PICK UP (D22) 2.5 TD 4WD	TD25Ti	05.98 - 04.05	2494	D	76 kW	820	36
PICK UP (D22) 2.5 TD	TD25Ti	05.98 - 10.01	2494	D	76 kW	820	36
PICK UP (D22) 2.5 dCi 4WD	YD25DDTi	03.02	2488	D	98 kW	820	33
PICK UP (D22) 2.5 dCi 4WD	YD25DDTi	01.13	2488	D	76 kW	820	33
PICK UP (D22) 2.7 D	TD27T	03.01 - 10.02	2664	D	61 kW	821	39
PICK UP (D22) 2.7 D	TD27	02.98 - 12.05	2664	D	66 kW	821	39
PICK UP (D22) 2.7 TD 4WD	TD27T	01.97 - 10.01	2664	D	73 kW	821	39
PICK UP (D22) 2.7 TD	TD27T	01.97 - 10.01	2664	D	73 kW	821	39
PICK UP (D22) 3.2 D 4WD	QD32	01.97 - 04.05	3153	D	76 kW	821	42
PICK UP (D22) 3.2 TD	QD32	01.97 - 03.02	3153	D	76 kW	821	42
PICK UP (D22G) 2.5 dCi	YD25DDTi	01.16	2488	D	96 kW	820	33
PLATINA 1.6	K4M	06.01 - 06.08	1598	B	81 kW	815	10
PLATINA 1.6	K4M	09.08 - 12.10	1598	B	81 kW	815	10
PRESAGE (U30) 2.5 D (VU30)	YD25DDTi	03.98 - 12.03	2488	D	110 kW	820	33
PRESAGE (U30) 2.5 D 4WD (VNU30)	YD25DDTi	03.98 - 12.03	2488	D	110 kW	820	33
PRIMASTAR Bus (X83) 2.0	F4R 720	03.01 - 08.06	1998	B	88 kW	816	17
PRIMASTAR Bus (X83) 2.0	F4R 722	03.01 - 08.06	1998	B	88 kW	816	17
PRIMASTAR Bus (X83) 2.0	F4R 820	04.06	1998	B	86 kW	816	17
PRIMASTAR Bus (X83) dCi 100	F9Q 760	03.01	1870	D	74 kW	816	13
PRIMASTAR Bus (X83) dCi 115	G9U 630	09.08	2463	D	84 kW	819	30
PRIMASTAR Bus (X83) dCi 115	G9U 720	09.08	2463	D	84 kW	819	30
PRIMASTAR Bus (X83) dCi 120	M9R 630	09.06	1995	D	84 kW	817	22
PRIMASTAR Bus (X83) dCi 120	M9R 692	09.06	1995	D	84 kW	817	22













							
PRIMASTAR Bus (X83) dCi 120	M9R 780	09.06	1995	D	84 kW	818	23
PRIMASTAR Bus (X83) dCi 120	M9R 786	09.06	1995	D	84 kW	817	22
PRIMASTAR Bus (X83) dCi 140	G9U 730	07.03	2463	D	99 kW	819	30
PRIMASTAR Bus (X83) dCi 150	G9U 632	09.06	2463	D	107 kW	819	30
PRIMASTAR Bus (X83) dCi 80	F9Q 762	03.01	1870	D	60 kW	816	13
PRIMASTAR Bus (X83) dCi 90	M9R 630	09.06	1995	D	66 kW	817	22
PRIMASTAR Bus (X83) dCi 90	M9R 692	09.06	1995	D	66 kW	817	22
PRIMASTAR Bus (X83) dCi 90	M9R 782	09.06	1995	D	66 kW	817	21
PRIMASTAR Bus (X83) dCi 90	M9R 786	09.06	1995	D	66 kW	817	22
PRIMASTAR Kasten (X83) 1.9 dCi 100	F9Q 760	09.02	1870	D	74 kW	816	13
PRIMASTAR Kasten (X83) 1.9 dCi 80	F9Q 762	09.02	1870	D	60 kW	816	13
PRIMASTAR Kasten (X83) 2.0 dCi 115	M9R 630	09.06	1995	D	84 kW	817	22
PRIMASTAR Kasten (X83) 2.0 dCi 115	M9R 692	09.06	1995	D	84 kW	817	22
PRIMASTAR Kasten (X83) 2.0 dCi 115	M9R 780	09.06	1995	D	84 kW	818	23
PRIMASTAR Kasten (X83) 2.0 dCi 115	M9R 786	09.06	1995	D	84 kW	817	22
PRIMASTAR Kasten (X83) 2.0 dCi 90	M9R 630	09.06	1995	D	66 kW	817	22
PRIMASTAR Kasten (X83) 2.0 dCi 90	M9R 692	09.06	1995	D	66 kW	817	22
PRIMASTAR Kasten (X83) 2.0 dCi 90	M9R 782	09.06	1995	D	66 kW	817	21
PRIMASTAR Kasten (X83) 2.0 dCi 90	M9R 786	09.06	1995	D	66 kW	817	22
PRIMASTAR Kasten (X83) 2.0	F4R 720	02.03	1998	B	88 kW	816	17
PRIMASTAR Kasten (X83) 2.0	F4R 722	02.03	1998	B	88 kW	816	17
PRIMASTAR Kasten (X83) 2.0	F4R 820	04.06	1998	B	86 kW	816	17
PRIMASTAR Kasten (X83) 2.5 dCi 115	G9U 630	09.08	2463	D	84 kW	819	30
PRIMASTAR Kasten (X83) 2.5 dCi 115	G9U 720	09.08	2463	D	84 kW	819	30
PRIMASTAR Kasten (X83) 2.5 dCi 140	G9U 730	07.03	2463	D	99 kW	819	30
PRIMASTAR Kasten (X83) 2.5 dCi 150	G9U 632	09.06	2463	D	107 kW	819	30
PRIMASTAR Pritsche/Fahrgestell (X83) 1.9 dCi 100	F9Q 760	07.02 - 08.06	1870	D	74 kW	816	13
PRIMASTAR Pritsche/Fahrgestell (X83) 1.9 dCi 80	F9Q 762	07.02 - 08.06	1870	D	60 kW	816	13
PRIMASTAR Pritsche/Fahrgestell (X83) 2.0	F4R 720	07.02 - 08.06	1998	B	88 kW	816	17
PRIMASTAR Pritsche/Fahrgestell (X83) 2.5 dCi 140	G9U 730	07.02 - 08.06	2463	D	99 kW	819	30
PRIMASTAR Pritsche/Fahrgestell (X83) 2.5 dCi 150	G9U 630	04.06	2463	D	107 kW	819	30
PRIMERA (P12) 1.9 dCi	F9Q	04.03 - 10.07	1870	D	88 kW	816	13
PRIMERA (P12) 1.9 dCi	F9Q	08.02 - 10.07	1870	D	85 kW	816	13
PRIMERA (P12) 2.2 Di	YD2DDT	03.02 - 05.07	2184	D	93 kW	819	27
PRIMERA (P12) 2.2 dCi	YD2DDT	04.03 - 04.06	2184	D	102 kW	819	27
PRIMERA Hatchback (P12) 1.9 dCi	F9Q	04.03 - 10.07	1870	D	88 kW	816	13
PRIMERA Hatchback (P12) 1.9 dCi	F9Q	08.02 - 10.07	1870	D	85 kW	816	13
PRIMERA Hatchback (P12) 2.2 Di	YD2DDT	07.02 - 05.07	2184	D	93 kW	819	27
PRIMERA Hatchback (P12) 2.2 dCi	YD2DDT	04.03	2184	D	102 kW	819	27
PRIMERA Kombi (WP12) 1.9 dCi	F9Q	04.03	1870	D	88 kW	816	13
PRIMERA Kombi (WP12) 1.9 dCi	F9Q	08.02 - 10.07	1870	D	85 kW	816	13
PRIMERA Kombi (WP12) 2.2 Di	YD2DDT	03.02 - 04.03	2184	D	93 kW	819	27
PRIMERA Kombi (WP12) 2.2 dCi	YD2DDT	04.03	2184	D	102 kW	819	27
PULSAR NX Coupe 1.6	E16	09.82 - 12.87	1597	B	52 kW	814	7
PULSAR Schrägheck (C13) 1.2 DIG-T	HR12DDT	10.14	1197	B	85 kW	813	4
PULSAR Schrägheck (C13) 1.2 DIG-T	HRA2DDT	10.14	1197	B	85 kW	813	4
PULSAR Schrägheck (C13) 1.5 dCi	K9K	10.14	1461	D	81 kW	814	8
PULSAR Schrägheck (N12) 1.6	E16l	09.83 - 03.86	1597159 7	B	66 kW	814	7
PULSAR Schrägheck (N12) 1.6	E16	01.83 - 12.83	1597	B	51 kW	814	7
QASHQAI / QASHQAI +2 I (J10, NJ10, JJ10E) 1.5 dCi	K9K 282	11.06 - 11.13	1461	D	78 kW	814	8
QASHQAI / QASHQAI +2 I (J10, NJ10, JJ10E) 1.5 dCi	K9K 282	08.08 - 01.10	1461	D	76 kW	814	8
QASHQAI / QASHQAI +2 I (J10, NJ10, JJ10E) 1.5 dCi	K9K 292	11.06 - 11.13	1461	D	78 kW	814	8
QASHQAI / QASHQAI +2 I (J10, NJ10, JJ10E) 1.5 dCi	K9K 292	08.08 - 01.10	1461	D	76 kW	814	8
QASHQAI / QASHQAI +2 I (J10, NJ10, JJ10E) 1.5 dCi	K9K 410	08.08 - 01.10	1461	D	76 kW	814	8
QASHQAI / QASHQAI +2 I (J10, NJ10, JJ10E) 1.5 dCi	K9K 430	01.10 - 12.13	1461	D	81 kW	814	8
QASHQAI / QASHQAI +2 I (J10, NJ10, JJ10E) 1.5 dCi	K9K 732	11.06 - 11.13	1461	D	78 kW	814	8
QASHQAI / QASHQAI +2 I (J10, NJ10, JJ10E) 1.5 dCi	K9K 764	11.06 - 11.13	1461	D	78 kW	814	8
QASHQAI / QASHQAI +2 I (J10, NJ10, JJ10E) 1.6 dCi Allrad	R9M	10.11 - 12.13	1598	D	96 kW	816	14
QASHQAI / QASHQAI +2 I (J10, NJ10, JJ10E) 1.6 dCi	R9M	10.11 - 12.13	1598	D	96 kW	816	14
QASHQAI / QASHQAI +2 I (J10, NJ10, JJ10E) 2.0 dCi Allrad	M1D	02.07 - 12.13	1994	D	110 kW	817	20
QASHQAI / QASHQAI +2 I (J10, NJ10, JJ10E) 2.0 dCi Allrad	M9R	02.07 - 12.13	1995	D	110 kW	817	21

			ccm		kw		1 POS
QASHQAI / QASHQAI +2 I (J10, NJ10, JJ10E) 2.0 dCi	M1D	02.07 - 12.13	1994	D	110 kW	817	20
QASHQAI / QASHQAI +2 I (J10, NJ10, JJ10E) 2.0 dCi	M9R	02.07 - 12.13	1995	D	110 kW	817	21
QASHQAI / QASHQAI +2 I VAN (J10, JJ10E) 1.5 dCi	K9K	03.13 - 04.14	1461	D	81 kW	814	8
QASHQAI / QASHQAI +2 I VAN (J10, JJ10E) 1.6 dCi Allrad	R9M	03.13 - 04.14	1598	D	96 kW	816	14
QASHQAI / QASHQAI +2 I VAN (J10, JJ10E) 1.6 dCi	R9M	03.13 - 04.14	1598	D	96 kW	816	14
QASHQAI / QASHQAI +2 I VAN (J10, JJ10E) 2.0 dCi Allrad	M9R	03.13 - 04.14	1995	D	110 kW	817	21
QASHQAI II SUV (J11, J11_) 1.2 DIG-T	HR12DDT	11.13	1197	B	85 kW	813	4
QASHQAI II SUV (J11, J11_) 1.2 DIG-T	HRA2DDT	11.13	1197	B	85 kW	813	4
QASHQAI II SUV (J11, J11_) 1.5 dCi	K9K 636	11.13	1461	D	81 kW	814	8
QASHQAI II SUV (J11, J11_) 1.5 dCi	K9K 646	11.13	1461	D	81 kW	814	8
QASHQAI II SUV (J11, J11_) 1.5 dCi	K9K 872	06.18	1461	D	85 kW	814	8
QASHQAI II SUV (J11, J11_) 1.6 dCi ALL MODE 4x4-i	R9M	11.13	1598	D	96 kW	816	14
QASHQAI II SUV (J11, J11_) 1.6 dCi	R9M	11.13	1598	D	96 kW	816	14
QASHQAI II VAN (J11_) 1.5 dCi	K9K 646	05.15	1461	D	81 kW	814	8
QASHQAI II VAN (J11_) 1.5 dCi	K9K 872	06.18	1461	D	85 kW	814	8
SANI Geländewagen geschlossen 2.5 dCi 4x4	YD25DDTi	01.05	2488	D	128 kW	820	33
SANI Geländewagen geschlossen 2.5 dCi	YD25DDTi	01.05	2488	D	128 kW	820	33
SANI Geländewagen geschlossen 2.7 TD 4x4	TD27	01.96 - 12.99	2664	D	73 kW	821	39
SANI Geländewagen geschlossen 2.7 TD	TD27	01.96 - 12.99	2664	D	73 kW	821	39
SERENA (C24) 2.5 DCi SGX 4x4	YD25DDTi	06.99 - 09.05	2488	D	110 kW	820	33
SERENA (C24) 2.5 DCi SGX	YD25DDTi	06.99 - 09.05	2488	D	110 kW	820	33
SUNNY I (B11) 1.6 4x4	E16i	07.86 - 10.88	15971597	B	66 kW	814	7
SUNNY I (B11) 1.6 SLX 4x4	E16S	07.86 - 10.88	1597	B	62 kW	814	7
SUNNY I (B11) 1.6	E16	05.84 - 02.86	1597	B	51 kW	814	7
SUNNY I (B11) 1.6	E16i	09.86 - 12.88	15971597	B	53 kW	814	7
SUNNY I Coupe (B11) 1.6	E16S	01.86 - 12.87	1597	B	60 kW	814	7
SUNNY I Coupe (B11) 1.6	E16	09.84 - 12.85	1597	B	50 kW	814	7
SUNNY I Coupe (B11) 1.6	E16i	09.86 - 12.87	15971597	B	53 kW	814	7
SUNNY I Traveller (B11) 1.6 4WD	E16i	09.86 - 12.88	15971597	B	53 kW	814	7
SUNNY I Traveller (B11) 1.6	E16	06.86 - 08.90	1597	B	65 kW	814	7
SUNNY I Traveller (B11) 1.6	E16i	03.82 - 12.87	15971597	B	51 kW	814	7
SUNNY II (N13, B12) 1.6 4WD	E16i	06.86 - 12.88	15971597	B	51 kW	814	7
SUNNY II (N13, B12) 1.6 Turbo	E16E	09.87 - 12.90	1597	B	69 kW	814	6
SUNNY II (N13, B12) 1.6 i 4x4 (A)	E16i	06.86 - 10.90	15971597	B	54 kW	814	7
SUNNY II (N13, B12) 1.6 i	E16i	06.86 - 10.90	15971597	B	54 kW	814	7
SUNNY II (N13, B12) 1.6	E16S	06.86 - 10.88	1597	B	62 kW	814	7
SUNNY II (N13, B12) 1.6	E16	06.86 - 10.91	1597	B	65 kW	814	7
SUNNY II (N13, B12) 1.6	E16	09.87 - 12.90	1597	B	60 kW	814	7
SUNNY II Coupe (B12) 1.6 4WD	E16i	06.86 - 12.88	15971597	B	53 kW	814	7
SUNNY II Coupe (B12) 1.6 i	E16i	06.86 - 05.89	15971597	B	54 kW	814	7
SUNNY II Coupe (B12) 1.6	E16S	06.86 - 10.88	1597	B	62 kW	814	7
SUNNY II Coupe (B12) 1.6	E16i	06.86 - 12.88	15971597	B	53 kW	814	7
SUNNY II Hatchback (N13) 1.6 4WD	E16i	09.86 - 12.88	15971597	B	53 kW	814	7
SUNNY II Hatchback (N13) 1.6 4x4	E16i	07.86 - 10.88	15971597	B	66 kW	814	7
SUNNY II Hatchback (N13) 1.6 i	E16i	06.86 - 10.90	15971597	B	54 kW	814	7
SUNNY II Hatchback (N13) 1.6	E16S	06.86 - 10.88	1597	B	62 kW	814	7
SUNNY II Traveller (B12) 1.6 i 4x4 (A)	E16i	06.86 - 05.89	15971597	B	54 kW	814	7
SUNNY II Traveller (B12) 1.6 i	E16i	08.86 - 05.89	15971597	B	54 kW	814	7
SUNNY II Traveller (B12) 1.6	E16S	06.86 - 10.88	1597	B	62 kW	814	7
SUNNY III (N14) 1.6	E16S	01.92 - 12.92	1597	B	62 kW	814	7
TERRA (JD23TT, JD23F) 2.5 TDCi 4WD	YD25DDTi	08.18	2488	D	140 kW	820	33













TERRA (JD23TT, JD23F) 2.5 TDCi	YD25DDTi	08.18	2488	D	140 kW	820	33
TERRA (JD23TT, JD23F) 2.5 TDCi	YD25DDTi	08.18	2488	D	138 kW	820	33
TERRANO (D10) 1.5 dCi	K9K	08.13 - 05.20	1461	D	81 kW	814	8
TERRANO (D10) 1.5 dCi	K9K	08.13 - 05.20	1461	D	63 kW	814	8
TERRANO (D10) 1.6	K4M	10.13 - 05.20	1598	B	77 kW	815	10
TERRANO I (WD21) 2.7 TD 4WD	TD27T	02.89 - 02.96	2664	D	73 kW	821	39
TERRANO II (R20) 2.7 TD 4WD	TD27T	02.93 - 02.02	2664	D	74 kW	821	39
TERRANO II (R20) 2.7 TDi 4WD	TD27Ti	01.96 - 09.07	2664	D	92 kW	821	40
TERRANO II Van (R20) 2.7 TDi 4WD	TD27Ti	06.98 - 09.07	2664	D	92 kW	821	40
TIIDA Schrägheck (C11) 1.5 dCi	K9K 278	09.07 - 12.11	1461	D	78 kW	814	8
TIIDA Schrägheck (C11) 1.5 dCi	K9K 728	09.07 - 12.11	1461	D	78 kW	814	8
TIIDA Schrägheck (C11) 1.5 dCi	K9K	09.07 - 12.11	1461	D	78 kW	814	8
TIIDA Schrägheck (C11) 1.5 dCi	K9K	03.07 - 06.13	1461	D	76 kW	814	8
TIIDA Stufenheck (SC11) 1.5 dCi	K9K 278	09.07 - 12.12	1461	D	78 kW	814	8
TIIDA Stufenheck (SC11) 1.5 dCi	K9K 278	01.07 - 12.12	1461	D	76 kW	814	8
TIIDA Stufenheck (SC11) 1.5 dCi	K9K 772	01.07 - 12.12	1461	D	76 kW	814	8
TIIDA Stufenheck (SC11) 1.5 dCi	K9K	09.07 - 12.12	1461	D	78 kW	814	8
TIIDA Stufenheck (SC11) 1.5 dCi	K9K	01.07 - 12.12	1461	D	76 kW	814	8
TRADE Bus 3.0 TDiC	BD-30Ti	06.96 - 10.01	2953	D	78 kW	821	38
TRADE Kasten 100	BD-30Ti	01.96 - 12.98	2953	D	78 kW	821	38
TRADE Kasten 3.0 D	BD30II	04.93 - 10.98	2953	D	63 kW	821	38
TRADE Kasten 3.0 TDiC	BD-30Ti	06.96 - 10.01	2953	D	78 kW	821	38
TRADE Pritsche/Fahrgestell 2.7 TD	TD27T	11.98 - 09.04	2664	D	73 kW	821	39
TRADE Pritsche/Fahrgestell 3.0 D	BD-30Ti	01.96 - 12.98	2953	D	78 kW	821	38
TRADE Pritsche/Fahrgestell 3.0 D	BD30II	04.93 - 10.98	2953	D	63 kW	821	38
TRADE Pritsche/Fahrgestell 3.0 D	BD30II	01.94 - 12.98	2953	D	63 kW	821	38
TRADE Pritsche/Fahrgestell 3.0 TD	BD-30Ti	11.98 - 09.04	2953	D	81 kW	821	38
TRADE Pritsche/Fahrgestell 3.0 TDiC	BD-30Ti	06.96 - 10.01	2953	D	78 kW	821	38
TSURU 1.6	E16E	10.91 - 12.07	1597	B	66 kW	814	6
TSURU 1.6	E16E	10.91 - 12.07	1597	B	67 kW	814	6
TSURU 1.6	E16S	10.91 - 03.00	1597	B	62 kW	814	7
URVAN Bus (E23) 2.2 D	SD22	11.80 - 07.83	2164	D	47 kW	817	19
URVAN Bus (E23) 2.3 D (E23B)	SD23	09.82 - 11.88	2289	D	51 kW	819	31
URVAN Bus (E24) 2.5 D	TD25	05.89 - 10.96	2494	D	59 kW	820	35
URVAN Bus (E24) 2.7 D	TD27	03.87 - 09.93	2664	D	62 kW	821	39
URVAN Bus (E24) 2.7 TD	TD27Ti	10.95 - 08.00	2664	D	92 kW	821	40
URVAN Bus (E24) 2.7 TD	TD27	10.94 - 04.97	2664	D	58 kW	821	39
URVAN Bus (E24) 3.2 TD	SD33T	02.92 - 04.97	3246	D	81 kW	817	19
URVAN Kasten (E23) 2.2 D	SD22	11.80 - 07.83	2164	D	47 kW	817	19
URVAN Kasten (E23) 2.3 D	SD23	09.82 - 05.87	2289	D	50 kW	819	31
URVAN Kasten (E24) 2.3 D	TD23	01.88 - 05.97	2289	D	51 kW	819	32
URVAN Kasten (E24) 2.5 D	TD25	12.88 - 05.97	2494	D	59 kW	820	35
URVAN Kasten (E24) 2.7 D	TD27	03.87 - 09.93	2664	D	62 kW	821	39
URVAN Kasten (E24) 2.7 TD	TD27ETi	10.95 - 08.00	2664	D	92 kW	821	40
URVAN Kasten (E24) 2.7 TD	TD27	10.94 - 04.97	2664	D	58 kW	821	39
URVAN Kasten (E24) 3.2 D	SD33	02.92 - 04.97	3246	D	70 kW	817	19
URVAN Kasten (E24) 3.2 TD	SD33T	02.92 - 04.97	3246	D	81 kW	817	19
VANETTE Kasten (S21) 1.8 4WD	L813	08.10 - 06.17	1798	B	75 kW	817	18
VANETTE Kasten (S21) 1.8	L813	08.10 - 06.17	1798	B	75 kW	817	18
VERSA II (N17_) 1.5 dCi	K9K	08.11 - 05.20	1461	D	63 kW	814	8
X-TRAIL I (T30) 2.2 DCi FWD	YD22DDTi	06.01 - 09.04	2184	D	84 kW	819	27
X-TRAIL I (T30) 2.2 DCi FWD	YD22ETi	06.01 - 09.04	2184	D	84 kW	819	27
X-TRAIL I (T30) 2.2 DCi	YD22DDTi	10.04 - 01.13	2184	D	84 kW	819	27
X-TRAIL I (T30) 2.2 DCi	YD22ETi	10.04 - 01.13	2184	D	84 kW	819	27
X-TRAIL I (T30) 2.2 Di 4x4	YD22DDTi	07.01 - 09.07	2184	D	84 kW	819	27
X-TRAIL I (T30) 2.2 Di 4x4	YD22ETi	07.01 - 09.07	2184	D	84 kW	819	27
X-TRAIL I (T30) 2.2 dCi 4x4	YD22DDTi	06.01 - 01.13	2184	D	100 kW	819	27
X-TRAIL I (T30) 2.2 dCi 4x4	YD22ETi	06.01 - 01.13	2184	D	100 kW	819	27
X-TRAIL I (T30) 2.2 dCi	YD22DDTi	12.03 - 01.13	2184	D	100 kW	819	27
X-TRAIL I (T30) 2.2 dCi	YD22ETi	12.03 - 01.13	2184	D	100 kW	819	27
X-TRAIL II (T31) 2.0 dCi 4x4	M9R 760	06.07 - 02.14	1995	D	127 kW	817	21
X-TRAIL II (T31) 2.0 dCi 4x4	M9R 760	10.09 - 11.13	1995	D	130 kW	817	21

			ccm		kW		1 POS
X-TRAIL II (T31) 2.0 dCi 4x4	M9R	06.07 - 04.14	1995	D	110 kW	817	21
X-TRAIL II (T31) 2.0 dCi	M9R	06.07 - 04.14	1995	D	110 kW	817	21
X-TRAIL III (T32_, T32R, T32RR) 1.6 dCi (T32)	R9M	04.14	1598	D	96 kW	816	14
X-TRAIL III (T32_, T32R, T32RR) 1.6 dCi ALL MODE 4x4-i (NT32)	R9M	04.14	1598	D	96 kW	816	14
X-TRAIL III (T32_, T32R, T32RR) 2.0 dCi (T32)	M9R	10.16	1995	D	130 kW	817	21
X-TRAIL III (T32_, T32R, T32RR) 2.0 dCi ALL MODE 4x4-i (NT32)	M9R	10.16	1995	D	130 kW	817	21
X-TRAIL VAN (T31) dCi 4x4	M9R 760	03.13 - 02.14	1995	D	127 kW	817	21
X-TRAIL VAN (T31) dCi 4x4	M9R	01.13 - 02.14	1995	D	110 kW	817	21
X-TRAIL VAN (T31) dCi	M9R	01.11 - 02.14	1995	D	110 kW	817	21
X-TRAIL VAN (T32) dCi 4x4	R9M	04.14	1598	D	96 kW	816	14
X-TRAIL VAN (T32) dCi	R9M	04.14	1598	D	96 kW	816	14
			ccm		kW		1 POS
ATLEON 110.35, 120.35	BD-30Ti	09.00	2953	D	78 - 88 kW	821	38
ATLEON 110.56, 120.56	BD-30Ti	09.00	2953	D	78 - 88 kW	821	38
ATLEON 120.45	BD-30Ti	09.03	2953	D	87 kW	821	38
ATLEON 120.56	BD-30Ti	09.03	2953	D	87 kW	821	38
ATLEON 35.13	BD-30Ti	10.06	2953	D	92 kW	821	38
ATLEON 45.13	BD-30Ti	10.06	2953	D	92 kW	821	38
ATLEON 45.13	BD-30Ti	10.06	2953	D	92 kW	821	38
ATLEON 50.13	BD-30Ti	10.06	2953	D	92 kW	821	38
ATLEON 56.13	BD-30Ti	10.06	2953	D	92 kW	821	38
ECO-T 100.35	BD-30Ti	01.97 - 12.00	2953	D	80 kW	821	38
ECO-T 100.45	BD-30Ti	01.97 - 12.00	2953	D	80 kW	821	38
ECO-T 100.56	BD-30Ti	01.97 - 12.00	2953	D	80 kW	821	38
L-Serie 35085	BD30II	01.95 - 12.00	2953	D	63 kW	821	38



ENGINE	ccm	kW	1 POS	ENGINE	ccm	kW	1 POS
BD-30Ti	96,000	4	2953	77 - 92 kW	D	821	38
BD30II	96,000	4	2953	63 - 74 kW	D	821	38
BD30	96,000	4	2953	63 - 81 kW	D	820	37
D4D	69,000	4	999	52 - 57 kW	B	813	1
D4F 712	69,000	4	1149	55 kW	B	813	1
D7F 764	69,000	4	1149	44 kW	B	813	2
E16E	76,000	4	1597	66 - 69 kW	B	814	6
E16I	76,000	4	1597	62 - 66 kW	B	814	7
E16S	76,000	4	1597	60 - 62 kW	B	814	7
E16	76,000	4	1597	50 - 65 kW	B	814	7
F4R 720	82,700	4	1998	88 kW	B	816	17
F4R 722	82,700	4	1998	88 kW	B	816	17
F4R 820	82,700	4	1998	86 kW	B	816	17
F8	86,000	4	1789	70 kW	B	818	26
F9Q 760	80,000	4	1870	74 kW	D	816	13
F9Q 762	80,000	4	1870	60 kW	D	816	13
F9Q 772	80,000	4	1870	60 kW	D	816	13
F9Q 774	80,000	4	1870	60 kW	D	816	13
F9Q	80,000	4	1870	74 - 88 kW	D	816	13
G9T 722	87,000	4	2188	66 kW	D	819	28
G9T 750	87,000	4	2188	66 kW	D	819	28
G9U 135	89,000	4	2464	100 kW	D	819	30
G9U 630	89,000	4	2463	84 - 107 kW	D	819	30
G9U 632	89,000	4	2463	88 - 107 kW	D	819	30
G9U 650	89,000	4	2463	74 - 88 kW	D	819	30
G9U 720	89,000	4	2463	73 - 84 kW	D	819	30
G9U 724	89,000	4	2463	84 kW	D	819	30
G9U 730	89,000	4	2463	99 kW	D	819	30
G9U 750	89,000	4	2463	73 - 84 kW	D	819	30
G9U 754	89,000	4	2463	73 - 84 kW	D	819	30
H4B 408	72,200	3	898	66 kW	B	813	3
HR09DET	72,200	3	898	64 - 66 kW	B	813	3
HR10DET	72,200	3	999	68 - 74 kW	B	813	3
HR12DDT	72,200	4	1197	85 kW	B	813	4
HRA2DDT	72,200	4	1197	85 kW	B	813	4
JN	81,000	4	1781	67 kW	B	816	16
K4M 742	79,500	4	1598	66 - 81 kW	B	815	10
K4M 752	79,500	4	1598	70 kW	B	815	12
K4M	79,500	4	1598	75 - 81 kW	B	815	10
K7J 700	75,800	4	1390	55 kW	B	814	5
K7M 710	79,500	4	1598	64 - 76 kW	B	815	11
K9K 270	76,000	4	1461	78 - 81 kW	D	814	8
K9K 276	76,000	4	1461	62 - 66 kW	D	814	8
K9K 278	76,000	4	1461	76 - 78 kW	D	814	8
K9K 282	76,000	4	1461	76 - 78 kW	D	814	8
K9K 288	76,000	4	1461	76 - 78 kW	D	815	9
K9K 292	76,000	4	1461	76 - 78 kW	D	814	8
K9K 400	76,000	4	1461	63 - 66 kW	D	814	8
K9K 410	76,000	4	1461	81 kW	D	814	8
K9K 430	76,000	4	1461	81 kW	D	814	8
K9K 608	76,000	4	1461	63 - 66 kW	D	814	8
K9K 628	76,000	4	1461	63 - 66 kW	D	814	8
K9K 636	76,000	4	1461	81 kW	D	814	8
K9K 646	76,000	4	1461	81 kW	D	814	8
K9K 700	76,000	4	1461	47 - 50 kW	D	814	8
K9K 702	76,000	4	1461	60 kW	D	814	8
K9K 704	76,000	4	1461	47 - 48 kW	D	814	8
K9K 708	76,000	4	1461	48 - 50 kW	D	814	8
K9K 710	76,000	4	1461	42 - 45 kW	D	814	8
K9K 714	76,000	4	1461	42 - 45 kW	D	814	8
K9K 716	76,000	4	1461	50 - 51 kW	D	814	8
K9K 718	76,000	4	1461	50 - 62 kW	D	814	8
K9K 722	76,000	4	1461	60 kW	D	814	8
K9K 728	76,000	4	1461	74 - 78 kW	D	814	8
K9K 732	76,000	4	1461	78 kW	D	814	8
K9K 764	76,000	4	1461	78 kW	D	814	8
K9K 772	76,000	4	1461	63 - 76 kW	D	814	8
K9K 796	76,000	4	1461	63 kW	D	815	9
K9K 872	76,000	4	1461	59 - 85 kW	D	814	8
K9K 892	76,000	4	1461	66 kW	D	814	8
K9K 896	76,000	4	1461	81 kW	D	814	8
K9K	76,000	4	1461	48 - 81 kW	D	814	8
L813	83,000	4	1798	75 - 88 kW	B	817	18
LF-VE	87,500	4	1998	102 - 105 kW	B	819	29
M1D	84,000	4	1994	110 kW	D	817	20
M9R 630	84,000	4	1995	66 - 84 kW	D	817	22
M9R 692	84,000	4	1995	66 - 84 kW	D	817	22
M9R 760	84,000	4	1995	127 - 130 kW	D	817	21
M9R 780	84,000	4	1995	66 - 84 kW	D	818	23
M9R 782	84,000	4	1995	66 kW	D	817	21
M9R 786	84,000	4	1995	66 - 84 kW	D	817	22
M9R	84,000	4	1995	110 - 130 kW	D	817	21
M9T 670	85,000	4	2299	74 - 92 kW	D	818	24
M9T 672	85,000	4	2299	74 - 92 kW	D	818	24
M9T 676	85,000	4	2299	74 - 92 kW	D	818	24
M9T 678	85,000	4	2299	107 kW	D	818	24
M9T 680	85,000	4	2299	92 - 107 kW	D	818	24
M9T 686	85,000	4	2299	92 kW	D	818	24
M9T 690	85,000	4	2299	74 - 92 kW	D	818	24
M9T 692	85,000	4	2299	66 - 92 kW	D	818	24
M9T 694	85,000	4	2299	107 kW	D	818	24
M9T 696	85,000	4	2299	92 - 107 kW	D	818	24
M9T 698	85,000	4	2299	92 - 107 kW	D	818	24
M9T 702	85,000	4	2299	100 - 120 kW	D	818	25
M9T 706	85,000	4	2299	107 - 125 kW	D	818	25
M9T 870	85,000	4	2299	74 - 92 kW	D	818	25
M9T 880	85,000	4	2299	110 kW	D	818	25
M9T 896	85,000	4	2299	92 - 110 kW	D	818	25
M9T	85,000	4	2299	74 - 125 kW	D	818	24
QD32	99,200	4	3153	70 - 76 kW	D	821	42
R9M 408	80,000	4	1598	66 - 85 kW	D	816	14
R9M 413	80,000	4	1598	70 - 89 kW	D	816	14
R9M 415	80,000	4	1598	70 - 89 kW	D	816	15
R9M 450	80,000	4	1598	88 - 103 kW	D	816	14
R9M 452	80,000	4	1598	92 - 118 kW	D	816	14
R9M	80,000	4	1598	70 - 107 kW	D	816	14
SD20	83,000	4	1991	44 kW	D	817	19
SD22	83,000	4	2164	46 - 47 kW	D	817	19
SD23	89,000	4	2289	50 - 56 kW	D	819	31
SD25	92,900	4	2494	45 - 57 kW	D	820	34
SD33T	83,000	6	3246	81 - 88 kW	D	817	19
SD33	83,000	6	3246	70 kW	D	817	19
TD23	89,000	4	2289	51 - 56 kW	D	819	32
TD25Ti	92,900	4	2494	76 kW	D	820	36
TD25	92,900	4	2494	55 - 71 kW	D	820	35
TD27ETi	96,000	4	2664	92 - 96 kW	D	821	40
TD27Ti	96,000	4	2664	91 - 92 kW	D	821	40
TD27T	96,000	4	2664	61 - 74 kW	D	821	39
TD27	96,000	4	2664	58 - 73 kW	D	821	39
TD42T	96,000	6	4169	85 - 118 kW	D	821	41
TD42	96,000	6	4169	85 - 99 kW	D	821	41
YD22DDT	86,000	4	2184	81 - 102 kW	D	819	27
YD22DDTi	86,000	4	2184	82 - 110 kW	D	819	27
YD22D	86,000	4	2184	84 kW	D	819	27

 ENGINE			ccm	kW			1 POS	 ENGINE			ccm	kW			1 POS
YD22ETI	86,000	4	2184	84 - 100 kW	D	819	27	YD25K3LD-5HO	89,000	4	2488	107 kW	D	820	33
YD25DDTi	89,000	4	2488	76 - 140 kW	D	820	33	YD25K3LD-5LO	89,000	4	2488	90 - 107 kW	D	820	33
YD25ETI	89,000	4	2488	96 - 98 kW	D	820	33	YD25K3LD-5MI	89,000	4	2488	100 kW	D	820	33



69,000 mm										1
D4D , D4F 712 ,										
403801-00-4										5 pairs
-25-4	1,2,4,5	HL	AL	43,990	47,612	18,800	↑	O2G	1,795	4 pairs
-50-4				44,010	47,625		↓			
-75-4										
-100-4	3	FL	AL	43,990	47,612	23,900	↑	O2G	1,795	1 pair
		↓ HL		44,010	47,625	↓ 18,800	↓			
433801-00-4										4 pairs
-25-4	1-4	PL	AL	39,984	43,639	16,250			1,810	
-50-4				40,000	43,650					
-75-4										
-100-4										
69,000 mm										2
D7F 764										
403801-00-4										5 pairs
-25-4	1,2,4,5	HL	AL	43,990	47,612	18,800	↑	O2G	1,795	4 pairs
-50-4				44,010	47,625		↓			
-75-4										
-100-4	3	FL	AL	43,990	47,612	23,900	↑	O2G	1,795	1 pair
		↓ HL		44,010	47,625	↓ 18,800	↓			
403814-00-4										5 pairs
-25-4	1,2,4,5	HL	AL	43,990	47,612	18,800	↑	LO2G	1,798	4 pairs
-50-4				44,010	47,625		↓	LO2		
-75-4										
	3	FL	AL	43,990	47,612	23,930	↑	LO2G	1,798	1 pair
		↓ HL		44,010	47,625	↓ 18,800	↓	LO2		
433801-00-4										4 pairs
-25-4	1-4	PL	AL	39,984	43,639	16,250			1,810	
-50-4				40,000	43,650					
-75-4										
-100-4										
433802-00-4										4 pairs
-25-4	1-4	PL	AL	39,984	43,639	16,250	↑	L	1,813	
-50-4				40,000	43,650		↓	L		
-75-4										
-100-4										
72,200 mm										3
H4B 408 , HR09DET , HR10DET ,										
403830-00-3										4 pairs
-25-3	1-4	HL	AL	41,990	46,030	16,100	↑	O2G	2,004	
-50-3				42,010	46,049		↓			
433831-00-3										3 pairs
-25-3	1-3	PL	AL	41,990	45,677	17,300			1,820	
-50-3				42,010	45,690					
72,200 mm										4
HR12DDT , HRA2DDT ,										
403829-00-4										5 pairs
-25-4	1-5	HL	AL		51,900	16,050	↑	O2G	1,994	
-50-4					51,900		↓			
433831-00-4										4 pairs
-25-4	1-4	PL	AL	41,990	45,677	17,300			1,820	
-50-4				42,010	45,690					



Type

75,800 mm

5

K7J 700

403804-00-4										5 pairs
-25-4	1-5	HL	AL	47,990	51,936	19,500	↑	O2G	1,950	
-50-4				48,010	51,949		↓			
-75-4										
413805-00-1										1 pair
	1	AS	AL	60,500	79,750		↑	G	2,850	
				60,750	80,000		↓	G		
433806-00-4										4 pairs
-25-4	1-4	PL	AL	43,964	47,614	17,750	↑	L	1,806	
-50-4				43,980	47,625		↓	L		
-75-4										

76,000 mm

6

E16E

400301-00-4 *										5 pairs
-25-4	1,2,4,5	HL	AL	54,972	59,000	19,500	↑	LO1G	2,001	4 pairs
-50-4				54,985	59,013		↓	LO1G		
-75-4										
-100-4	3	FL	AL	54,972	59,000	25,900	↑	LO1G	2,001	1 pair
-125-4				54,985	59,013		↓	LO1G		
430302-00-4										4 pairs
-25-4	1-4	PL	AL	42,971	46,000	16,600	↑	LO1	1,497	
-50-4				42,987	46,012		↓	LO1		
-75-4										
-100-4										
-125-4										

76,000 mm

7

E16I, E16S, E16,

400301-00-4 *										5 pairs
-25-4	1,2,4,5	HL	AL	54,972	59,000	19,500	↑	LO1G	2,001	4 pairs
-50-4				54,985	59,013		↓	LO1G		
-75-4										
-100-4	3	FL	AL	54,972	59,000	25,900	↑	LO1G	2,001	1 pair
-125-4				54,985	59,013		↓	LO1G		

76,000 mm

8

K9K 270, K9K 276, K9K 278, K9K 282, K9K 292, K9K 400, K9K 410, K9K 430, K9K 608, K9K 628, K9K 636, K9K 646, K9K 700, K9K 702, K9K 704, K9K 708, K9K 710, K9K 714, K9K 716, K9K 718, K9K 722, K9K 728, K9K 732, K9K 764, K9K 772, K9K 872, K9K 892, K9K 896, K9K,

403804-00-4										5 pairs
-25-4	1-5	HL	AL	47,990	51,936	19,500	↑	O2G	1,950	
-50-4				48,010	51,949		↓			
-75-4										
413802-00-1										1 pair
-10-1		AS	AL	52,710	73,410		↑	G	2,840	
-15-1				53,210	73,910		↓	G		
433805-00-4										4 pairs
-25-4	1-4	PL	AL	43,964	47,614	20,750			1,807	
-50-4				43,980	47,625	↓ 17,750				
-75-4										
433826-00-4										4 pairs
-25-4	1-4	PL	CU3	43,964	47,614	20,750			1,807	
-50-4				43,980	47,625	↓ 17,750				
443808-00-4										4 pairs
	1-4	PB	CU2 LF	25,995	28,500	22,500	↑	O2	1,420	
				26,000	28,521		↓			



76,000 mm							9		
K9K 288 , K9K 796 ,									
403804-00-4							5 pairs		
-25-4	1-5	HL	AL	47,990	51,936	19,500	↑	O2G	1,950
-50-4				48,010	51,949		↓		
-75-4									
413802-00-1							1 pair		
-10-1		AS	AL	52,710	73,410		↑	G	2,840
-15-1				53,210	73,910		↓	G	
433805-00-4							4 pairs		
-25-4	1-4	PL	AL	43,964	47,614	20,750			1,807
-50-4				43,980	47,625	↓ 17,750			
-75-4									
79,500 mm							10		
K4M 742 , K4M ,									
403804-00-4							5 pairs		
-25-4	1-5	HL	AL	47,990	51,936	19,500	↑	O2G	1,950
-50-4				48,010	51,949		↓		
-75-4									
413802-00-1							1 pair		
-10-1		AS	AL	52,710	73,410		↑	G	2,840
-15-1				53,210	73,910		↓	G	
433806-00-4							4 pairs		
-25-4	1-4	PL	AL	43,964	47,614	17,750	↑	L	1,806
-50-4				43,980	47,625		↓	L	
-75-4									
79,500 mm							11		
K7M 710									
403819-00-4							5 pairs		
-25-4		HL	AL	47,990	51,936	19,500	↑	LO1G	1,945
-50-4				48,010	51,949		↓	LO1	3 pairs
		HL	AL	47,990	51,936	19,500	↑	LO1G	1,945
				48,010	51,949		↓	LO1G	2 pairs
413802-00-1							1 pair		
-10-1		AS	AL	52,710	73,410		↑	G	2,840
-15-1				53,210	73,910		↓	G	
433806-00-4							4 pairs		
-25-4	1-4	PL	AL	43,964	47,614	17,750	↑	L	1,806
-50-4				43,980	47,625		↓	L	
-75-4									
79,500 mm							12		
K4M 752									
403804-00-4							5 pairs		
-25-4	1-5	HL	AL	47,990	51,936	19,500	↑	O2G	1,950
-50-4				48,010	51,949		↓		
-75-4									
413802-00-1							1 pair		
-10-1		AS	AL	52,710	73,410		↑	G	2,840
-15-1				53,210	73,910		↓	G	
433806-00-4							4 pairs		
-25-4	1-4	PL	AL	43,964	47,614	17,750	↑	L	1,806
-50-4				43,980	47,625		↓	L	
-75-4									
433813-00-4							4 pairs		
-25-4	1-4	PL	AL	43,960	47,610	17,750			1,808
-50-4				43,980	47,628				



80,000 mm 13

F9Q 760 , F9Q 762 , F9Q 772 , F9Q 774 , F9Q ,

403803-00-4 5 pairs									
-25-4	1-5	HL	AL	54,785	58,731	18,500	↑	O2G	1,954
-50-4				54,795	58,744		↓		
-75-4									
413803-00-1 1 pair									
-10-1		AS	AL	60,500	79,750		↑	G	2,350
-15-1				60,750	80,000		↓	G	
433521-00-4 4 pairs									
-25-4	1-4	PL	AL	48,000	51,587	20,500			1,776
-50-4				48,020	51,606				

80,000 mm 14

R9M 408 , R9M 413 , R9M 450 , R9M 452 , R9M ,

403820-00-4 5 pairs									
-25-4	1-5	HL	AL	51,485	55,497	16,500	↑	O2G	1,980
-50-4				51,500	55,511		↓		
433830-00-4 4 pairs									
-25-4	1-4	PL	CU3 PY	47,975	51,587	20,500			1,770
-50-4			↓AL	47,990	51,606				

80,000 mm 15

R9M 415

433830-00-4 4 pairs									
-25-4	1-4	PL	CU3 PY	47,975	51,587	20,500			1,770
-50-4			↓AL	47,990	51,606				

81,000 mm 16

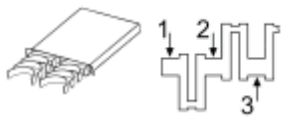
JN

405001-00-4 5 pairs										
-25-4	1,2,3,5	HL	AL	53,958	59,000	18,500	↑	LO1G	2,502	4 pairs
-50-4				53,978	59,019		↓	L		
-75-4										
-100-4	4	HL	AL	53,958	59,000	18,500	↑	LO1G	2,502	1 pair
				53,978	59,019		↓	LO1G		
405002-00-4 * 5 pairs										
-25-4	1,2,5	HL	AL	53,958	59,000	18,500	↑	LO1G	2,502	3 pairs
-50-4				53,978	59,019		↓	L		
-75-4										
-100-4	4	HL	AL	53,958	59,000	18,500	↑	LO1G	2,502	1 pair
				53,978	59,019		↓	LO1G		
	3	FL	AL	53,958	59,000	24,930	↑	LO1G	2,502	1 pair
				53,978	59,019		↓	L		
415001-00-2 2 pairs										
-10-2		AS	AL	59,500	72,950		↑	G	1,975	
-20-2				59,750	73,200		↓	L G		

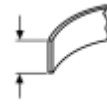
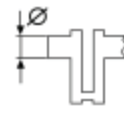
82,700 mm 17

F4R 720 , F4R 722 , F4R 820 ,

403803-00-4 5 pairs									
-25-4	1-5	HL	AL	54,785	58,731	18,500	↑	O2G	1,954
-50-4				54,795	58,744		↓		
-75-4									
413803-00-1 1 pair									
-10-1		AS	AL	60,500	79,750		↑	G	2,350
-15-1				60,750	80,000		↓	G	
433521-00-4 4 pairs									
-25-4	1-4	PL	AL	48,000	51,587	20,500			1,776
-50-4				48,020	51,606				



Type



83,000 mm

18

L813

402104-00-4 5 pairs										
-25-4	1,2,4,5	HL	AL	57,980	62,287	19,210	↑ LO1G	2,131	4 pairs	
				58,000	62,300		↓ L			
	3	FL	AL	57,980	62,287	23,000	↑ O2G	2,131	1 pair	
		↓ HL		58,000	62,300	↓ 19,500	↓ L			

83,000 mm

19

SD20 , SD22 , SD33T , SD33 ,

419001-00-2 2 pairs										
	1-2	AS	AL	78,700	93,700		↑ G	2,325		
				78,700	93,700		↓ L G			

84,000 mm

20

M1D

403816-00-4 5 pairs										
-25-4	1-5	HL	AL	55,985	59,998	19,500	↑ O2G	1,984		
-50-4				56,005	60,011	↓ 17,200	↓			
-75-4										
413811-00-1 1 pair										
-10-1	1	AS	AL	65,600	84,000		↑ L G	2,700		
-20-1				65,850	84,250		↓ L G			
433821-00-4 4 pairs										
-25-4	1-4	PL	AL	51,985	55,600	18,300		1,768		
-50-4				52,000	55,619					
-75-4										

84,000 mm

21

M9R 760 , M9R 782 , M9R ,

403816-00-4 5 pairs										
-25-4	1-5	HL	AL	55,985	59,998	19,500	↑ O2G	1,984		
-50-4				56,005	60,011	↓ 17,200	↓			
-75-4										
413811-00-1 1 pair										
-10-1	1	AS	AL	65,600	84,000		↑ L G	2,700		
-20-1				65,850	84,250		↓ L G			
433821-00-4 4 pairs										
-25-4	1-4	PL	AL	51,985	55,600	18,300		1,768		
-50-4				52,000	55,619					
-75-4										
443804-00-4 4 pairs										
	1-4	PB	CU3	31,994	34,985	23,700	↑ O1	1,850		
				32,000	35,010		↓			

84,000 mm

22

M9R 630 , M9R 692 , M9R 786 ,

403816-00-4 5 pairs										
-25-4	1-5	HL	AL	55,985	59,998	19,500	↑ O2G	1,984		
-50-4				56,005	60,011	↓ 17,200	↓			
-75-4										
443804-00-4 4 pairs										
	1-4	PB	CU3	31,994	34,985	23,700	↑ O1	1,850		
				32,000	35,010		↓			



84,000 mm 23

M9R 780

403816-00-4 5 pairs									
-25-4	1-5	HL	AL	55,985	59,998	19,500	↑	O2G	1,984
-50-4				56,005	60,011	↓ 17,200	↓		
-75-4									
413804-00-1 1 pair									
-10-1		AS	AL	65,000	84,250		↑	G	2,650
				65,025	84,500		↓	G	
413811-00-1 1 pair									
-10-1	1	AS	AL	65,600	84,000		↑	L G	2,700
-20-1				65,850	84,250		↓	L G	
433821-00-4 4 pairs									
-25-4	1-4	PL	AL	51,985	55,600	18,300			1,768
-50-4				52,000	55,619				
-75-4									
443804-00-4 4 pairs									
	1-4	PB	CU3	31,994	34,985	23,700	↑	O1	1,850
				32,000	35,010		↓		

85,000 mm 24

M9T 670, M9T 672, M9T 676, M9T 678, M9T 680, M9T 686, M9T 690, M9T 692, M9T 694, M9T 696, M9T 698, M9T,

403514-00-4 5 pairs									
-25-4	1-5	HL	AL	59,985	63,998	17,200	↑	O2G	1,980
-50-4				60,005	64,011	↓ 19,500	↓		
-75-4									
413811-00-1 1 pair									
-10-1	1	AS	AL	65,600	84,000		↑	L G	2,700
-20-1				65,850	84,250		↓	L G	
433514-00-4 4 pairs									
-25-4	1-4	PL	CU3	53,000	56,587	19,000			1,781
-50-4			↓ AL	53,020	56,606				
443804-00-4 4 pairs									
	1-4	PB	CU3	31,994	34,985	23,700	↑	O1	1,850
				32,000	35,010		↓		

85,000 mm 25

M9T 702, M9T 706, M9T 870, M9T 880, M9T 896,

403514-00-4 5 pairs									
-25-4	1-5	HL	AL	59,985	63,998	17,200	↑	O2G	1,980
-50-4				60,005	64,011	↓ 19,500	↓		
-75-4									
443804-00-4 4 pairs									
	1-4	PB	CU3	31,994	34,985	23,700	↑	O1	1,850
				32,000	35,010		↓		

86,000 mm 26

F8

435304-00-4 4 pairs									
-25-4	1-4	PL	AL	50,934	53,997	21,132	↑	LO1	1,509
-50-4				50,949	54,018		↓	LO1	
-75-4									
-100-4									
-125-4									



86,000 mm										27
YD22DDT , YD22DDTi , YD22D , YD22ETi ,										
409002-00-4										5 pairs
-25-4	1-5	HL	AL	62,980	66,680	20,000	↑ LO1G	1,826		
-50-4				62,980	66,680		↓ L			
439002-00-4										4 pairs
-25-4	1-4	PL	AL	51,980	55,010	23,000	↑ LO1	1,498		
-50-4				51,980	55,010		↓ LO1			
439004-00-4										4 pairs
-25-4	1-4	PL	AL	51,980	55,010	23,000	↑ LO1	1,495		
-50-4				51,980	55,010		↓ LO1			
87,000 mm										28
G9T 722 , G9T 750 ,										
403818-00-4										5 pairs
-25-4	1-5	HL	AL	57,980	61,668	20,990	↑ LO1G	1,810		
-50-4				58,000	61,681		↓ L			
433825-00-4										4 pairs
-25-4	1-4	PL	CU3	52,971	56,587	20,650		1,782		
-50-4			↓ AL	52,990	56,006					
87,500 mm										29
LF-VE										
432117-00-4										4 pairs
-25-4	1-4	PL	AL	46,980	50,025	16,800		1,500		
-50-4				47,000	50,045					
89,000 mm										30
G9U 135 , G9U 630 , G9U 632 , G9U 650 , G9U 720 , G9U 724 , G9U 730 , G9U 750 , G9U 754 ,										
403818-00-4										5 pairs
-25-4	1-5	HL	AL	57,980	61,668	20,990	↑ LO1G	1,810		
-50-4				58,000	61,681		↓ L			
433825-00-4										4 pairs
-25-4	1-4	PL	CU3	52,971	56,587	20,650		1,782		
-50-4			↓ AL	52,990	56,006					
89,000 mm										31
SD23										
419001-00-2										2 pairs
	1-2	AS	AL	78,700	93,700		↑ G	2,325		
				78,700	93,700		↓ L G			
89,000 mm										32
TD23										
409001-00-4										5 pairs
-25-4	1-5	HL	CU3	70,900	74,975	26,000	↑ LO2G	2,000		
-50-4				70,925	75,000		↓ L			
409003-00-4										5 pairs
-25-4	1-5	HL	CU3	70,920	74,981	26,000	↑ LO2G	2,013		
-50-4				70,920	74,981		↓ L			
419001-00-2										2 pairs
	1-2	AS	AL	78,700	93,700		↑ G	2,325		
				78,700	93,700		↓ L G			



89,000 mm 33

YD25DDTi , YD25ETi , YD25K3LD-5HO , YD25K3LD-5LO , YD25K3LD-5MI ,

409002-00-4 5 pairs									
-25-4	1-5	HL	AL	62,980	66,680	20,000	↑ LO1G	1,826	
-50-4				62,980	66,680		↓ L		
439002-00-4 4 pairs									
-25-4	1-4	PL	AL	51,980	55,010	23,000	↑ LO1	1,498	
-50-4				51,980	55,010		↓ LO1		
439004-00-4 4 pairs									
-25-4	1-4	PL	AL	51,980	55,010	23,000	↑ LO1	1,495	
-50-4				51,980	55,010		↓ LO1		

92,900 mm 34

SD25

419001-00-2 2 pairs									
	1-2	AS	AL	78,700	93,700		↑ G	2,325	
				78,700	93,700		↓ L		

92,900 mm 35

TD25

400301-00-4 * 5 pairs									
-25-4	1,2,4,5	HL	AL	54,972	59,000	19,500	↑ LO1G	2,001	4 pairs
-50-4				54,985	59,013		↓ LO1G		
-75-4									
-100-4	3	FL	AL	54,972	59,000	25,900	↑ LO1G	2,001	1 pair
-125-4				54,985	59,013		↓ LO1G		
409001-00-4 5 pairs									
-25-4	1-5	HL	CU3	70,900	74,975	26,000	↑ LO2G	2,000	
-50-4				70,925	75,000		↓ L		
409003-00-4 5 pairs									
-25-4	1-5	HL	CU3	70,920	74,981	26,000	↑ LO2G	2,013	
-50-4				70,920	74,981		↓ L		
419001-00-2 2 pairs									
	1-2	AS	AL	78,700	93,700		↑ G	2,325	
				78,700	93,700		↓ L		
430302-00-4 4 pairs									
-25-4	1-4	PL	AL	42,971	46,000	16,600	↑ LO1	1,497	
-50-4				42,987	46,012		↓ LO1		
-75-4									
-100-4									
-125-4									
439001-00-4 4 pairs									
-25-4	1-4	PL	CU2	56,926	59,987	26,000	↑ L	1,513	
-50-4				56,987	60,000		↓ L		

92,900 mm 36

TD25TI

409001-00-4 5 pairs									
-25-4	1-5	HL	CU3	70,900	74,975	26,000	↑ LO2G	2,000	
-50-4				70,925	75,000		↓ L		
439001-00-4 4 pairs									
-25-4	1-4	PL	CU2	56,926	59,987	26,000	↑ L	1,513	
-50-4				56,987	60,000		↓ L		

96,000 mm 37






BD30

409001-00-4 5 pairs									
-25-4	1-5	HL	CU3	70,900	74,975	26,000	↑ LO2G	2,000	
-50-4				70,925	75,000		↓ L		
409003-00-4 5 pairs									
-25-4	1-5	HL	CU3	70,920	74,981	26,000	↑ LO2G	2,013	
-50-4				70,920	74,981		↓ L		








Type

96,000 mm										38
BD-30Ti, BD30II,										
409001-00-4										5 pairs
-25-4	1-5	HL	CU3	70,900	74,975	26,000	↑ LO2G		2,000	
-50-4				70,925	75,000		↓ L			
96,000 mm										39
TD27T, TD27,										
409001-00-4										5 pairs
-25-4	1-5	HL	CU3	70,900	74,975	26,000	↑ LO2G		2,000	
-50-4				70,925	75,000		↓ L			
409003-00-4										5 pairs
-25-4	1-5	HL	CU3	70,920	74,981	26,000	↑ LO2G		2,013	
-50-4				70,920	74,981		↓ L			
419001-00-2										2 pairs
	1-2	AS	AL	78,700	93,700		↑ G		2,325	
				78,700	93,700		↓ L	G		
439001-00-4										4 pairs
-25-4	1-4	PL	CU2	56,926	59,987	26,000	↑ L		1,513	
-50-4				56,987	60,000		↓ L			
96,000 mm										40
TD27ETi, TD27Ti,										
409001-00-4										5 pairs
-25-4	1-5	HL	CU3	70,900	74,975	26,000	↑ LO2G		2,000	
-50-4				70,925	75,000		↓ L			
439001-00-4										4 pairs
-25-4	1-4	PL	CU2	56,926	59,987	26,000	↑ L		1,513	
-50-4				56,987	60,000		↓ L			
96,000 mm										41
TD42T, TD42,										
419001-00-2										2 pairs
	1-2	AS	AL	78,700	93,700		↑ G		2,325	
				78,700	93,700		↓ L	G		
99,200 mm										42
QD32										
409001-00-4										5 pairs
-25-4	1-5	HL	CU3	70,900	74,975	26,000	↑ LO2G		2,000	
-50-4				70,925	75,000		↓ L			
409003-00-4										5 pairs
-25-4	1-5	HL	CU3	70,920	74,981	26,000	↑ LO2G		2,013	
-50-4				70,920	74,981		↓ L			

			ccm		kW		1 POS
ADAM (M13) 1.2	A 12 XEL	10.12 - 02.19	1229	B	51 kW	853	6
ADAM (M13) 1.2	B 12 XEL	10.12 - 02.19	1229	B	51 kW	853	6
ADAM (M13) 1.4 LPG	A 14 XEL	07.13 - 11.18	1398	B/G	64 kW	853	6
ADAM (M13) 1.4 LPG	B 14 XEL	07.13 - 11.18	1398	B/G	64 kW	853	6
ADAM (M13) 1.4	A 14 XEL	10.12 - 02.19	1398	B	64 kW	853	6
ADAM (M13) 1.4	A 14 XER	10.12 - 02.19	1398	B	74 kW	853	6
ADAM (M13) 1.4	B 14 XEL	10.12 - 02.19	1398	B	64 kW	853	6
ADAM (M13) 1.4	B 14 XER	10.12 - 02.19	1398	B	74 kW	853	6
AGILA (A) (H00) 1.2 16V (F68)	Z 12 XE	09.00 - 12.07	1199	B	55 kW	853	3
AGILA (A) (H00) 1.2 16V Twinport (F68)	Z 12 XEP	07.04 - 12.07	1229	B	59 kW	854	7
AGILA (A) (H00) 1.3 CDTI (F68)	Z 13 DT	08.03 - 12.07	1248	D	51 kW	853	1
AGILA (B) (H08) 1.3 CDTI (F68)	D13A	04.08 - 04.10	1248	D	55 kW	853	1
AGILA (B) (H08) 1.3 CDTI (F68)	Z 13 DTJ	04.08 - 04.10	1248	D	55 kW	853	1
AMPERA (R12) EV 150	A 14 XFL	11.11 - 03.15	1398	B	111 kW	853	6
ANTARA A (L07) 2.0 CDTI 4x4	B 20 DTH	01.16	1956	D	125 kW	860	41
ANTARA A (L07) 2.0 CDTI	B 20 DTH	01.16	1956	D	125 kW	860	41
ARENA Bus (A97) 1.9 D (TF1G/M, THBJ/L)	19 DJ	01.97 - 12.01	1870	D	44 kW	858	29
ARENA Bus (A97) 1.9 D (TF1G/M, THBJ/L)	19 DL	01.97 - 12.01	1870	D	44 kW	858	29
ARENA Combi (A97) 1.9 D	F8Q 600	03.98 - 08.01	1870	D	44 kW	857	25
ARENA Combi (A97) 1.9 D	F8Q 606	03.98 - 08.01	1870	D	44 kW	857	25
ARENA Combi (A97) 2.5 D	S8U 758	03.98 - 08.01	2499	D	55 kW	864	57
ARENA Combi (A97) 2.5 D	S8U 780	03.98 - 08.01	2499	D	55 kW	864	57
ARENA Combi (A97) 2.5 D	S8U 782	03.98 - 08.01	2499	D	55 kW	864	57
ARENA Kasten (A97) 1.9 D (TF1J/L, THBJ/L)	19 DJ	01.97 - 12.01	1870	D	44 kW	858	29
ARENA Kasten (A97) 1.9 D (TF1J/L, THBJ/L)	19 DL	01.97 - 12.01	1870	D	44 kW	858	29
ARENA Kasten (TB, TF) 1.9 D	F8Q 600	03.98 - 08.01	1870	D	44 kW	857	25
ARENA Kasten (TB, TF) 1.9 D	F8Q 606	03.98 - 08.01	1870	D	44 kW	857	25
ARENA Kasten (TB, TF) 2.5 D	S8U 758	03.98 - 08.01	2499	D	55 kW	864	57
ARENA Kasten (TB, TF) 2.5 D	S8U 780	03.98 - 08.01	2499	D	55 kW	864	57
ARENA Kasten (TB, TF) 2.5 D	S8U 782	03.98 - 08.01	2499	D	55 kW	864	57
ASCONA A (81_, 86_, 87_, 88_) 1.6 N	16 N	10.70 - 02.75	15841598	B	50 kW		24
ASCONA A (81_, 86_, 87_, 88_) 1.6 N	16 N	03.75 - 08.75	15841598	B	44 kW		24
ASCONA A Voyage (84_, 89_) 1.6 N	16 N	03.75 - 08.75	15841598	B	44 kW		24
ASCONA A Voyage (84_, 89_) 1.6 N	16 N	10.70 - 02.75	15841598	B	50 kW		24
ASCONA B (81_, 86_, 87_, 88_) 1.3 N	13 N	03.79 - 08.81	1297	B	44 kW	854	8
ASCONA B (81_, 86_, 87_, 88_) 1.3 S	13 S	08.79 - 08.81	1297	B	55 kW	854	8
ASCONA B (81_, 86_, 87_, 88_) 1.6 N	16 N	09.75 - 08.81	15841598	B	44 kW		24
ASCONA C (J82) 1.3 N (F11, M11, F69)	13 N	09.81 - 08.86	1297	B	44 kW	854	8
ASCONA C (J82) 1.3 S (F11, M11, F68, M68)	13 S	09.81 - 08.88	1297	B	55 kW	854	8
ASCONA C (J82) 1.6 (F11, F68, M11, M68)	16 SV	09.86 - 08.88	1598	B	60 kW	856	18
ASCONA C (J82) 1.6 (F11, M11, F68, M68)	16 N	09.81 - 09.87	15841598	B	55 kW		24
ASCONA C (J82) 1.6 D (F11, M11, F68, M68)	16 DA	03.82 - 08.88	1598	D	40 kW	857	24
ASCONA C (J82) 1.6 D (F11, M11, F68, M68)	16 D	03.82 - 08.88	1598	D	40 kW	857	24
ASCONA C (J82) 1.6 S (F11, M11, F68, M68)	16 SH	09.81 - 08.86	1598	B	66 kW	857	24
ASCONA C (J82) 1.6 i (F11, M11, F68, M68)	E 16 LZ	09.87 - 08.88	1598	B	55 kW	856	21
ASCONA C (J82) 1.6 i (F11, M11, F68, M68)	E 16 NZ	09.87 - 08.88	1598	B	55 kW	856	21
ASCONA C (J82) 1.6 i Cat (F11, M11, F68, M68)	C 16 LZ	09.86 - 08.88	1598	B	55 kW	856	21
ASCONA C (J82) 1.6 i Cat (F11, M11, F68, M68)	C 16 NZ	09.86 - 08.88	1598	B	55 kW	856	21
ASCONA C (J82) 1.8 (F11, M11, F68, M68)	E 18 NV	09.87 - 08.88	1796	B	62 kW	861	46
ASCONA C (J82) 1.8 E (F11, M11, F68, M68)	C 18 NE	01.85 - 08.86	1796	B	74 kW	861	45
ASCONA C (J82) 1.8 E (F11, M11, F68, M68)	S 18 NV	01.85 - 08.86	1796	B	74 kW	861	45
ASCONA C (J82) 1.8 i (F11, M11, F68, M68)	18 E	09.82 - 08.86	1796	B	85 kW	861	45
ASCONA C (J82) 2.0 i (F11, M11, F68, M68)	20 NE	09.86 - 08.88	1998	B	85 kW	863	52
ASCONA C (J82) 2.0 i (F11, M11, F68, M68)	C 20 NEF	08.87 - 08.88	1998	B	74 kW	863	52
ASCONA C (J82) 2.0 i Cat (F11, M11, F68, M68)	C 20 NE	09.86 - 08.88	1998	B	85 kW	863	52
ASCONA C (J82) 2.0 i GT (F11, M11, F68, M68)	20 SEH	03.87 - 08.88	1998	B	95 kW	863	52
ASCONA C CC (J82) 1.3 N (F68, M68)	13 N	09.81 - 08.86	1297	B	44 kW	854	8
ASCONA C CC (J82) 1.3 S (F68, M68)	13 S	09.81 - 08.88	1297	B	55 kW	854	8








ASCONA C CC (J82) 1.6 (F68, M68)	16 N	09.81 - 08.88	15841598	B	55 kW		24
ASCONA C CC (J82) 1.6 (F68, M68)	16 SV	09.86 - 08.88	1598	B	60 kW	856	18
ASCONA C CC (J82) 1.6 D (F68, M68)	16 DA	03.82 - 08.88	1598	D	40 kW	857	24
ASCONA C CC (J82) 1.6 D (F68, M68)	16 D	03.82 - 08.88	1598	D	40 kW	857	24
ASCONA C CC (J82) 1.6 S (F68, M68)	16 SH	09.81 - 08.86	1598	B	66 kW	857	24
ASCONA C CC (J82) 1.6 i (F68, M68)	E 16 NZ	09.87 - 08.88	1598	B	55 kW	856	21
ASCONA C CC (J82) 1.6 i Cat (F68, M68)	C 16 LZ	09.86 - 08.88	1598	B	55 kW	856	21
ASCONA C CC (J82) 1.6 i Cat (F68, M68)	C 16 NZ	09.86 - 08.88	1598	B	55 kW	856	21
ASCONA C CC (J82) 1.8 (F68, M68)	E 18 NV	09.87 - 08.88	1796	B	62 kW	861	46
ASCONA C CC (J82) 1.8 E (F68, M68)	C 18 NE	01.85 - 08.86	1796	B	74 kW	861	45
ASCONA C CC (J82) 1.8 E (F68, M68)	S 18 NV	01.85 - 08.86	1796	B	74 kW	861	45
ASCONA C CC (J82) 1.8 i (F68, M68)	18 E	09.82 - 08.86	1796	B	85 kW	861	45
ASCONA C CC (J82) 2.0 i (F68, M68)	20 NE	09.86 - 08.88	1998	B	85 kW	863	52
ASCONA C CC (J82) 2.0 i Cat (F68, M68)	C 20 NE	09.86 - 08.88	1998	B	85 kW	863	52
ASCONA C CC (J82) 2.0 i GT (F68, M68)	20 SEH	03.87 - 08.88	1998	B	95 kW	863	52
ASTRA F (T92) 1.4 (F19, M19)	14 NV	09.91 - 09.93	1389	B	55 kW	855	16
ASTRA F (T92) 1.4 (F19, M19)	14 SE	09.92 - 09.98	1389	B	60 kW	855	16
ASTRA F (T92) 1.4 Si (F19, M19)	C 14 SE	03.92 - 09.98	1389	B	60 kW	855	16
ASTRA F (T92) 1.4 i (F19, M19)	C 14 NZ	09.91 - 09.98	1389	B	44 kW	855	16
ASTRA F (T92) 1.4 i (F19, M19)	X 14 NZ	09.91 - 09.98	1389	B	44 kW	855	16
ASTRA F (T92) 1.4 i 16V (F19, M19)	X 14 XE	02.96 - 09.98	1389	B	66 kW	855	16
ASTRA F (T92) 1.6 (F19, M19)	16 LZ2	09.95 - 09.98	1598	B	55 kW	856	21
ASTRA F (T92) 1.6 (F19, M19)	16 NZR	09.95 - 09.98	1598	B	55 kW	856	21
ASTRA F (T92) 1.6 Si (F19, M19)	C 16 SE	05.92 - 12.94	1598	B	74 kW	856	21
ASTRA F (T92) 1.6 i (F19, M19)	C 16 NZ	03.92 - 09.98	1598	B	55 kW	856	21
ASTRA F (T92) 1.6 i (F19, M19)	X 16 SZR	03.92 - 09.98	1598	B	55 kW	856	21
ASTRA F (T92) 1.6 i (F19, M19)	X 16 SZ	05.93 - 07.96	1598	B	52 kW	856	21
ASTRA F (T92) 1.6 i 16V (F19, M19)	X 16 XEL	08.94 - 09.98	1598	B	74 kW	856	21
ASTRA F (T92) 1.7 D (F19, M19)	17 DR	07.92 - 09.98	1699	D	44 kW	859	38
ASTRA F (T92) 1.7 D (F19, M19)	17 D	03.92 - 09.92	1699	D	42 kW	859	37
ASTRA F (T92) 1.7 TD (F19, M19)	X 17 DTL	11.94 - 09.98	1699	D	50 kW	860	39
ASTRA F (T92) 1.7 TDS (F19, M19)	17 DT (TC4EE1)	03.92 - 09.98	1686	D	60 kW	856	20
ASTRA F (T92) 1.7 TDS (F19, M19)	17 TD	03.92 - 09.98	1686	D	60 kW	856	20
ASTRA F (T92) 1.7 TDS (F19, M19)	X 17 DT (TC4EE1)	03.92 - 09.98	1686	D	60 kW	856	20
ASTRA F (T92) 1.8 i (F19, M19)	C 18 NZ	03.92 - 09.98	1796	B	66 kW	861	45
ASTRA F (T92) 1.8 i 16V (F19, M19)	18 SE	09.95 - 09.96	1796	B	82 kW	861	45
ASTRA F (T92) 1.8 i 16V (F19, M19)	C 18 SEL	11.94 - 09.98	1799	B	85 kW	859	35
ASTRA F (T92) 1.8 i 16V (F19, M19)	C 18 XEL	11.94 - 09.98	1799	B	85 kW	859	35
ASTRA F (T92) 1.8 i 16V (F19, M19)	C 18 XE	06.93 - 10.94	1799	B	92 kW	859	35
ASTRA F (T92) 1.8 i 16V (F19, M19)	X 18 XE	11.94 - 09.98	1799	B	85 kW	859	35
ASTRA F (T92) 2.0 i (F19, M19)	C 20 NE	03.92 - 09.98	1998	B	85 kW	863	52
ASTRA F (T92) 2.0 i 16V (F19, M19)	X 20 XEV	02.95 - 09.98	1998	B	100 kW	863	52
ASTRA F CC (T92) 1.4 (F08, M08, F68, M68)	14 NV	09.91 - 09.93	1389	B	55 kW	855	16
ASTRA F CC (T92) 1.4 (F08, M08, F68, M68)	14 SE	09.92 - 01.98	1389	B	60 kW	855	16
ASTRA F CC (T92) 1.4 Si (F08, M08, F68, M68)	C 14 SE	03.92 - 01.98	1389	B	60 kW	855	16
ASTRA F CC (T92) 1.4 i (F08, M08, F68, M68)	C 14 NZ	09.91 - 01.98	1389	B	44 kW	855	16
ASTRA F CC (T92) 1.4 i (F08, M08, F68, M68)	X 14 NZ	09.91 - 01.98	1389	B	44 kW	855	16
ASTRA F CC (T92) 1.4 i 16V (F08, M08, F68, M68)	X 14 XE	09.96 - 02.98	1389	B	66 kW	855	16
ASTRA F CC (T92) 1.6 (F08, M08, F68, M68)	16 LZ2	09.95 - 01.98	1598	B	55 kW	856	21
ASTRA F CC (T92) 1.6 (F08, M08, F68, M68)	16 NZR	09.95 - 01.98	1598	B	55 kW	856	21
ASTRA F CC (T92) 1.6 Si (F08, M08, F68, M68)	C 16 SE	03.92 - 12.94	1598	B	74 kW	856	21
ASTRA F CC (T92) 1.6 i (F08, M08, F68, M68)	C 16 NZ	09.91 - 01.98	1598	B	55 kW	856	21
ASTRA F CC (T92) 1.6 i (F08, M08, F68, M68)	X 16 SZR	09.91 - 01.98	1598	B	55 kW	856	21
ASTRA F CC (T92) 1.6 i (F08, M08, F68, M68)	X 16 SZ	05.93 - 07.96	1598	B	52 kW	856	21
ASTRA F CC (T92) 1.6 i 16V (F08, M08, F68, M68)	X 16 XEL	08.94 - 01.98	1598	B	74 kW	856	21
ASTRA F CC (T92) 1.7 D (F08, M08, F68, M68)	17 DR	07.92 - 01.98	1699	D	44 kW	859	38
ASTRA F CC (T92) 1.7 D (F08, M08, F68, M68)	17 D	12.91 - 09.92	1699	D	42 kW	859	37
ASTRA F CC (T92) 1.7 TD (F08, M08, F68, M68)	X 17 DTL	11.94 - 01.98	1699	D	50 kW	860	39
ASTRA F CC (T92) 1.7 TDS (F08, M08, F68, M68)	17 DT (TC4EE1)	12.91 - 01.98	1686	D	60 kW	856	20
ASTRA F CC (T92) 1.7 TDS (F08, M08, F68, M68)	X 17 DT (TC4EE1)	12.91 - 01.98	1686	D	60 kW	856	20
ASTRA F CC (T92) 1.8 (F08, M08, F68, M68)	18 SE	11.91 - 07.93	1796	B	85 kW	861	45

			ccm		kw		1	POS
ASTRA F CC (T92) 1.8 i (F08, M08, F68, M68)	C 18 NZ	09.91 - 01.98	1796	B	66 kW	861	45	
ASTRA F CC (T92) 1.8 i 16V (F08, M08, F68, M68)	C 18 XEL	09.94 - 01.98	1799	B	85 kW	859	35	
ASTRA F CC (T92) 1.8 i 16V (F08, M08, F68, M68)	C 18 XE	06.93 - 08.94	1799	B	92 kW	859	35	
ASTRA F CC (T92) 1.8 i 16V (F08, M08, F68, M68)	X 18 XE	09.94 - 01.98	1799	B	85 kW	859	35	
ASTRA F CC (T92) 2.0 GSI 16V (F08, M08, F68, M68)	C 20 XE	09.91 - 01.98	1998	B	110 kW	863	52	
ASTRA F CC (T92) 2.0 i (F08, M08, F68, M68)	C 20 NE	09.91 - 01.98	1998	B	85 kW	863	52	
ASTRA F CC (T92) 2.0 i 16V (F08, M08, F68, M68)	X 20 XEV	02.95 - 01.98	1998	B	100 kW	863	52	
ASTRA F CLASSIC CC (T92) 1.4 i (M08, M68, F08, F68)	X 14 NZ	01.98 - 08.02	1389	B	44 kW	855	16	
ASTRA F CLASSIC CC (T92) 1.6 i (F08, M08, F68, M68)	X 16 SZR	01.98 - 08.02	1598	B	55 kW	856	21	
ASTRA F CLASSIC CC (T92) 1.6 i 16V (F08, M08, F68, M68)	X 16 XEL	01.98 - 08.02	1598	B	74 kW	856	21	
ASTRA F CLASSIC Caravan (T92) 1.4 i (F35, M35)	X 14 NZ	01.98 - 01.05	1389	B	44 kW	855	16	
ASTRA F CLASSIC Caravan (T92) 1.6 i (F35, M35)	X 16 SZR	01.98 - 01.05	1598	B	55 kW	856	21	
ASTRA F CLASSIC Caravan (T92) 1.6 i 16V (F35, M35)	X 16 XEL	01.98 - 01.05	1598	B	74 kW	856	21	
ASTRA F CLASSIC Stufenheck (T92) 1.4 i (F19, M19)	X 14 NZ	01.98 - 08.02	1389	B	44 kW	855	16	
ASTRA F CLASSIC Stufenheck (T92) 1.6 i (F19, M19)	X 16 SZR	01.98 - 08.02	1598	B	55 kW	856	21	
ASTRA F CLASSIC Stufenheck (T92) 1.6 i 16V (F19, M19)	X 16 XEL	01.98 - 08.02	1598	B	74 kW	856	21	
ASTRA F Cabriolet (T92) 1.4 Si	C 14 SE	05.93 - 03.01	1389	B	60 kW	855	16	
ASTRA F Cabriolet (T92) 1.4 i 16V	X 14 XE	01.96 - 03.01	1389	B	66 kW	855	16	
ASTRA F Cabriolet (T92) 1.6 i	X 16 SZR	01.96 - 03.01	1598	B	55 kW	856	21	
ASTRA F Cabriolet (T92) 1.6 i	X 16 SZ	03.93 - 08.96	1598	B	52 kW	856	21	
ASTRA F Cabriolet (T92) 1.8 i 16V	C 18 XEL	11.94 - 03.01	1799	B	85 kW	859	35	
ASTRA F Cabriolet (T92) 1.8 i 16V	X 18 XE	11.94 - 03.01	1799	B	85 kW	859	35	
ASTRA F Cabriolet (T92) 2.0 i	C 20 NE	03.93 - 10.94	1998	B	85 kW	863	52	
ASTRA F Caravan (T92) 1.4 (F35, M35)	14 NV	09.91 - 09.93	1389	B	55 kW	855	16	
ASTRA F Caravan (T92) 1.4 (F35, M35)	14 SE	09.92 - 01.98	1389	B	60 kW	855	16	
ASTRA F Caravan (T92) 1.4 Si (F35, M35)	C 14 SE	03.92 - 01.98	1389	B	60 kW	855	16	
ASTRA F Caravan (T92) 1.4 i (F35, M35)	C 14 NZ	09.91 - 01.98	1389	B	44 kW	855	16	
ASTRA F Caravan (T92) 1.4 i (F35, M35)	X 14 NZ	09.91 - 01.98	1389	B	44 kW	855	16	
ASTRA F Caravan (T92) 1.4 i 16V (F35, M35)	X 14 XE	02.96 - 01.98	1389	B	66 kW	855	16	
ASTRA F Caravan (T92) 1.6 (F35, M35)	16 LZ2	09.95 - 01.98	1598	B	55 kW	856	21	
ASTRA F Caravan (T92) 1.6 (F35, M35)	16 NZR	09.95 - 01.98	1598	B	55 kW	856	21	
ASTRA F Caravan (T92) 1.6 Si (F35, M35)	C 16 SE	03.92 - 12.94	1598	B	74 kW	856	21	
ASTRA F Caravan (T92) 1.6 i (F35, M35)	C 16 NZ	09.91 - 01.98	1598	B	55 kW	856	21	
ASTRA F Caravan (T92) 1.6 i (F35, M35)	X 16 SZR	09.91 - 01.98	1598	B	55 kW	856	21	
ASTRA F Caravan (T92) 1.6 i (F35, M35)	X 16 SZ	05.93 - 07.96	1598	B	52 kW	856	21	
ASTRA F Caravan (T92) 1.6 i 16V (F35, M35)	X 16 XEL	08.94 - 01.98	1598	B	74 kW	856	21	
ASTRA F Caravan (T92) 1.7 D (F35, M35)	17 DR	07.92 - 01.98	1699	D	44 kW	859	38	
ASTRA F Caravan (T92) 1.7 D (F35, M35)	17 D	12.91 - 09.92	1699	D	42 kW	859	37	
ASTRA F Caravan (T92) 1.7 TD (F35, M35)	X 17 DTL	11.94 - 01.98	1699	D	50 kW	860	39	
ASTRA F Caravan (T92) 1.7 TDS (F35, M35)	17 DT (TC4EE1)	12.91 - 01.98	1686	D	60 kW	856	20	
ASTRA F Caravan (T92) 1.7 TDS (F35, M35)	X 17 DT (TC4EE1)	12.91 - 01.98	1686	D	60 kW	856	20	
ASTRA F Caravan (T92) 1.8 (F35, M35)	18 SE	11.91 - 07.93	1796	B	85 kW	861	45	
ASTRA F Caravan (T92) 1.8 i (F35, M35)	C 18 NZ	09.91 - 01.98	1796	B	66 kW	861	45	
ASTRA F Caravan (T92) 1.8 i 16V (F35, M35)	C 18 XEL	07.94 - 01.98	1799	B	85 kW	859	35	
ASTRA F Caravan (T92) 1.8 i 16V (F35, M35)	C 18 XE	06.93 - 01.98	1799	B	92 kW	859	35	
ASTRA F Caravan (T92) 1.8 i 16V (F35, M35)	X 18 XE	07.94 - 01.98	1799	B	85 kW	859	35	
ASTRA F Caravan (T92) 2.0 i (F35, M35)	C 20 NE	09.91 - 07.94	1998	B	85 kW	863	52	
ASTRA F Caravan (T92) 2.0 i 16V (F35, M35)	C 20 XE	03.93 - 01.98	1998	B	110 kW	863	52	
ASTRA F Caravan (T92) 2.0 i 16V (F35, M35)	X 20 XEV	02.95 - 01.98	1998	B	100 kW	863	52	
ASTRA F Kasten/Kombi (T92) 1.4 i (F70)	C 14 NZ	10.91 - 01.99	1389	B	44 kW	855	16	
ASTRA F Kasten/Kombi (T92) 1.6 i (F70)	C 16 NZ	10.91 - 12.98	1598	B	55 kW	856	21	
ASTRA F Kasten/Kombi (T92) 1.6 i (F70)	C 16 SE	03.92 - 12.94	1598	B	74 kW	856	21	
ASTRA F Kasten/Kombi (T92) 1.6 i (F70)	X 16 SZR	10.91 - 12.98	1598	B	55 kW	856	21	
ASTRA F Kasten/Kombi (T92) 1.6 i (F70)	X 16 SZ	02.93 - 07.96	1598	B	52 kW	856	21	
ASTRA F Kasten/Kombi (T92) 1.6 i 16V (F70)	X 16 XEL	08.94 - 03.98	1598	B	74 kW	856	21	
ASTRA F Kasten/Kombi (T92) 1.7 D (F70)	17 DR	07.92 - 01.99	1699	D	44 kW	859	38	
ASTRA F Kasten/Kombi (T92) 1.7 D (F70)	17 D	12.91 - 09.92	1699	D	42 kW	859	37	
ASTRA F Kasten/Kombi (T92) 1.7 TD (F70)	17 TD	03.95 - 02.98	1686	D	60 kW	856	20	
ASTRA F Kasten/Kombi (T92) 1.7 TD (F70)	X 17 DT (TC4EE1)	03.95 - 02.98	1686	D	60 kW	856	20	
ASTRA F Kasten/Kombi (T92) 1.7 TD (F70)	X 17 DTL	08.94 - 01.99	1699	D	50 kW	860	39	
ASTRA F Kasten/Kombi (T92) 1.8 i (F70)	C 18 NZ	06.93 - 08.94	1796	B	66 kW	861	45	
ASTRA G CC (T98) 1.2 16V (F08, F48)	X 12 XE	02.98 - 09.00	1199	B	48 kW	853	3	








ASTRA G CC (T98) 1.2 16V (F08, F48)	Z 12 XE	09.00 - 01.05	1199	B	55 kW	853	3
ASTRA G CC (T98) 1.4 (F08, F48)	Z 14 XEP	09.07 - 12.09	1364	B	66 kW	854	7
ASTRA G CC (T98) 1.4 16V (F08, F48)	X 14 XE	02.98 - 01.05	1389	B	66 kW	855	16
ASTRA G CC (T98) 1.4 16V (F08, F48)	Z 14 XE	02.98 - 01.05	1389	B	66 kW	855	16
ASTRA G CC (T98) 1.4 LPG (F08, F48)	X 14 XE	02.98 - 01.05	1389	B/G	66 kW	855	16
ASTRA G CC (T98) 1.4 LPG (F08, F48)	Z 14 XE	02.98 - 01.05	1389	B/G	66 kW	855	16
ASTRA G CC (T98) 1.6 (F08, F48)	X 16 SZR	02.98 - 09.00	1598	B	55 kW	856	21
ASTRA G CC (T98) 1.6 (F08, F48)	Z 16 SE	09.00 - 01.05	1598	B	62 kW	856	21
ASTRA G CC (T98) 1.6 (F08, F48)	Z 16 XEP	11.02 - 01.05	1598	B	76 kW	856	21
ASTRA G CC (T98) 1.6 16V (F08, F48)	C 16 SEL	02.98 - 01.05	1598	B	74 kW	856	21
ASTRA G CC (T98) 1.6 16V (F08, F48)	X 16 XEL	02.98 - 01.05	1598	B	74 kW	856	21
ASTRA G CC (T98) 1.6 16V (F08, F48)	Z 16 XE	02.98 - 01.05	1598	B	74 kW	856	21
ASTRA G CC (T98) 1.6 LPG (F08, F48)	X 16 SZR	03.98 - 01.05	1598	B/G	55 kW	856	21
ASTRA G CC (T98) 1.6 LPG (F08, F48)	X 16 XEL	03.98 - 01.05	1598	B/G	74 kW	856	21
ASTRA G CC (T98) 1.6 LPG (F08, F48)	Z 16 XEP	11.02 - 06.07	1598	B/G	76 kW	856	21
ASTRA G CC (T98) 1.6 LPG (F08, F48)	Z 16 XE	03.98 - 01.05	1598	B/G	74 kW	856	21
ASTRA G CC (T98) 1.6 LPG (F48)	Z 16 SE	03.98 - 01.05	1598	B/G	62 kW	856	21
ASTRA G CC (T98) 1.7 CDTI (F08, F48)	Z 17 DTL	04.03 - 01.05	1686	D	59 kW	856	20
ASTRA G CC (T98) 1.7 DTI 16V (F08, F48)	Y 17 DT	02.00 - 01.05	1686	D	55 kW	856	20
ASTRA G CC (T98) 1.7 TD (F08, F48)	X 17 DTL	02.98 - 08.00	1699	D	50 kW	860	39
ASTRA G CC (T98) 1.8 (F08, F48)	Z 18 XEL	02.03 - 01.04	1796	B	81 kW	858	33
ASTRA G CC (T98) 1.8 16V (F08, F48)	X 18 XE1	02.98 - 09.00	1796	B	85 kW	858	33
ASTRA G CC (T98) 1.8 16V (F08, F48)	Z 18 XE	09.00 - 01.05	1796	B	92 kW	858	33
ASTRA G CC (T98) 2.0 16V (F08, F48)	C 20 SEL	02.98 - 01.05	1998	B	100 kW	863	52
ASTRA G CC (T98) 2.0 16V (F08, F48)	X 20 XEV	02.98 - 01.05	1998	B	100 kW	863	52
ASTRA G CC (T98) 2.0 16V OPC (F08, F48)	X 20 XER	11.99 - 09.02	1998	B	118 kW	863	52
ASTRA G CC (T98) 2.0 DI (F08, F48)	X 20 DTL	02.98 - 01.05	1995	D	60 kW	861	44
ASTRA G CC (T98) 2.0 DI (F08, F48)	Y 20 DTL	02.98 - 01.05	1995	D	60 kW	861	44
ASTRA G CC (T98) 2.0 DTI 16V (F08, F48)	X 20 DTH	08.99 - 01.05	1995	D	74 kW	861	44
ASTRA G CC (T98) 2.0 DTI 16V (F08, F48)	Y 20 DTH	08.99 - 01.05	1995	D	74 kW	861	44
ASTRA G CC (T98) 2.0 OPC (F08, F48)	Z 20 LET	09.02 - 01.05	1998	B	141 kW	863	51
ASTRA G CC (T98) 2.0 OPC (F08, F48)	Z 20 LET	11.02 - 01.05	1998	B	147 kW	863	51
ASTRA G CC (T98) 2.2 DTI (F08, F48)	Y 22 DTR	09.02 - 01.05	2172	D	86 kW	861	44
ASTRA G CC (T98) 2.2 DTI (F08, F48)	Y 22 DTR	09.02 - 01.05	2172	D	92 kW	861	44
ASTRA G CLASSIC (T98) 1.4 16V (F08, F48)	Z 14 XE	05.04 - 07.09	1389	B	66 kW	855	16
ASTRA G CLASSIC (T98) 1.6 (F08, F48)	Z 16 XEP	03.06 - 06.08	1598	B	76 kW	856	21
ASTRA G CLASSIC (T98) 1.6 (F08, F48)	Z 16 XE	03.06 - 06.08	1598	B	76 kW	856	21
ASTRA G CLASSIC (T98) 1.6 16V (F08, F48)	Z 16 XE	05.04 - 02.06	1598	B	74 kW	856	21
ASTRA G CLASSIC (T98) 1.7 CDTI (F08, F48)	Z 17 DTL	06.04 - 07.09	1686	D	59 kW	856	20
ASTRA G CLASSIC Caravan (F35) 1.4 (F35)	Z 14 XEP	10.07 - 07.09	1364	B	66 kW	854	7
ASTRA G CLASSIC Caravan (F35) 1.4 16V	Z 14 XE	07.04 - 09.07	1389	B	66 kW	855	16
ASTRA G CLASSIC Caravan (F35) 1.6	Z 16 XEP	02.06 - 07.09	1598	B	76 kW	856	21
ASTRA G CLASSIC Caravan (F35) 1.6	Z 16 XE	06.04 - 02.06	1598	B	74 kW	856	21
ASTRA G CLASSIC Caravan (F35) 1.7 CDTI	Z 17 DTL	05.04 - 07.09	1686	D	59 kW	856	20
ASTRA G CLASSIC Stufenheck (T98) 1.4 16V (F69)	Z 14 XE	05.04 - 07.09	1389	B	66 kW	855	16
ASTRA G CLASSIC Stufenheck (T98) 1.6 16V (F69)	Z 16 XE	03.04 - 01.08	1598	B	74 kW	856	21
ASTRA G Cabriolet (T98) 1.6 (F67)	Z 16 XEP	01.03 - 10.05	1598	B	76 kW	856	21
ASTRA G Cabriolet (T98) 1.6 16V (F67)	Z 16 XE	03.01 - 10.05	1598	B	74 kW	856	21
ASTRA G Cabriolet (T98) 1.8 16V (F67)	Z 18 XE	03.01 - 10.05	1796	B	92 kW	858	33
ASTRA G Cabriolet (T98) 2.0 16V Turbo (F67)	Z 20 LET	11.02 - 10.05	1998	B	147 kW	863	51
ASTRA G Cabriolet (T98) 2.0 OPC (F67)	Z 20 LET	03.02 - 10.05	1998	B	141 kW	863	51
ASTRA G Cabriolet (T98) 2.2 DTI (F67)	Y 22 DTR	09.02 - 10.05	2172	D	92 kW	861	44
ASTRA G Caravan (T98) 1.2 16V (F35)	X 12 XE	02.98 - 09.00	1199	B	48 kW	853	3
ASTRA G Caravan (T98) 1.2 16V (F35)	Z 12 XE	09.00 - 07.04	1199	B	55 kW	853	3
ASTRA G Caravan (T98) 1.4 16V (F35)	X 14 XE	06.98 - 07.04	1389	B	66 kW	855	16
ASTRA G Caravan (T98) 1.4 16V (F35)	Z 14 XE	06.98 - 07.04	1389	B	66 kW	855	16
ASTRA G Caravan (T98) 1.4 LPG (F35)	X 14 XE	03.98 - 07.04	1389	B/G	66 kW	855	16
ASTRA G Caravan (T98) 1.4 LPG (F35)	Z 14 XE	03.98 - 07.04	1389	B/G	66 kW	855	16
ASTRA G Caravan (T98) 1.6 (F35)	X 16 SZR	02.98 - 09.00	1598	B	55 kW	856	21
ASTRA G Caravan (T98) 1.6 (F35)	Z 16 SE	09.00 - 07.04	1598	B	62 kW	856	21
ASTRA G Caravan (T98) 1.6 (F35)	Z 16 XEP	12.02 - 05.04	1598	B	76 kW	856	21
ASTRA G Caravan (T98) 1.6 16V (F35)	X 16 XEL	02.98 - 07.04	1598	B	74 kW	856	21

			ccm		kw		1 POS
ASTRA G Caravan (T98) 1.6 16V (F35)	Z 16 XE	02.98 - 07.04	1598	B	74 kW	856	21
ASTRA G Caravan (T98) 1.6 CNG (F35)	Z 16 YNG	03.03 - 07.04	1598	B/G	71 kW	856	21
ASTRA G Caravan (T98) 1.6 LPG (F35)	X 16 SZR	03.98 - 09.00	1598	B/G	55 kW	856	21
ASTRA G Caravan (T98) 1.6 LPG (F35)	X 16 XEL	03.98 - 07.04	1598	B/G	74 kW	856	21
ASTRA G Caravan (T98) 1.6 LPG (F35)	Z 16 SE	09.00 - 07.04	1598	B/G	62 kW	856	21
ASTRA G Caravan (T98) 1.6 LPG (F35)	Z 16 XEP	06.02 - 07.04	1598	B/G	76 kW	856	21
ASTRA G Caravan (T98) 1.6 LPG (F35)	Z 16 XE	03.98 - 07.04	1598	B/G	74 kW	856	21
ASTRA G Caravan (T98) 1.7 CDTI (F35)	Z 17 DTL	04.03 - 05.04	1686	D	59 kW	856	20
ASTRA G Caravan (T98) 1.7 DTI 16V (F35)	Y 17 DT	02.00 - 07.04	1686	D	55 kW	856	20
ASTRA G Caravan (T98) 1.7 TD (F35)	X 17 DTL	02.98 - 08.00	1699	D	50 kW	860	39
ASTRA G Caravan (T98) 1.8 16V (F35)	X 18 XE1	02.98 - 09.00	1796	B	85 kW	858	33
ASTRA G Caravan (T98) 1.8 16V (F35)	Z 18 XE	09.00 - 07.04	1796	B	92 kW	858	33
ASTRA G Caravan (T98) 2.0 16V (F35)	X 20 XEV	02.98 - 07.04	1998	B	100 kW	863	52
ASTRA G Caravan (T98) 2.0 DI (F35)	X 20 DTL	02.98 - 07.04	1995	D	60 kW	861	44
ASTRA G Caravan (T98) 2.0 DI (F35)	Y 20 DTL	02.98 - 07.04	1995	D	60 kW	861	44
ASTRA G Caravan (T98) 2.0 DTI 16V (F35)	X 20 DTH	08.99 - 07.04	1995	D	74 kW	861	44
ASTRA G Caravan (T98) 2.0 DTI 16V (F35)	Y 20 DTH	08.99 - 07.04	1995	D	74 kW	861	44
ASTRA G Caravan (T98) 2.0 OPC (F35)	Z 20 LET	09.02 - 07.04	1998	B	141 kW	863	51
ASTRA G Caravan (T98) 2.0 OPC (F35)	Z 20 LET	11.02 - 07.04	1998	B	147 kW	863	51
ASTRA G Caravan (T98) 2.2 DTI (F35)	Y 22 DTR	09.02 - 07.04	2172	D	86 kW	861	44
ASTRA G Caravan (T98) 2.2 DTI (F35)	Y 22 DTR	09.02 - 07.04	2172	D	92 kW	861	44
ASTRA G Coupe (T98) 1.6 16V (F07)	Z 16 XEP	03.00 - 05.05	1598	B	76 kW	856	21
ASTRA G Coupe (T98) 1.6 16V (F07)	Z 16 XE	03.00 - 05.05	1598	B	74 kW	856	21
ASTRA G Coupe (T98) 1.8 16V (F07)	X 18 XE1	03.00 - 10.00	1796	B	85 kW	858	33
ASTRA G Coupe (T98) 1.8 16V (F07)	Z 18 XE	09.00 - 05.05	1796	B	92 kW	858	33
ASTRA G Coupe (T98) 2.0 16V Turbo (F07)	Z 20 LET	09.00 - 08.01	1998	B	140 kW	863	51
ASTRA G Coupe (T98) 2.0 16V Turbo (F07)	Z 20 LET	08.01 - 05.05	1998	B	141 kW	863	51
ASTRA G Coupe (T98) 2.0 16V Turbo (F07)	Z 20 LET	11.02 - 05.05	1998	B	147 kW	863	51
ASTRA G Coupe (T98) 2.2 DTI (F07)	Y 22 DTR	09.02 - 05.05	2172	D	92 kW	861	44
ASTRA G Kasten/Kombi (F70) 1.2 (F70)	X 12 XE	09.98 - 08.00	1199	B	48 kW	853	3
ASTRA G Kasten/Kombi (F70) 1.4 (F70)	X 14 XE	09.98 - 04.05	1389	B	66 kW	855	16
ASTRA G Kasten/Kombi (F70) 1.4 (F70)	Z 14 XE	09.98 - 04.05	1389	B	66 kW	855	16
ASTRA G Kasten/Kombi (F70) 1.6 (F70)	C 16 SEL	09.98 - 01.04	1598	B	74 kW	856	21
ASTRA G Kasten/Kombi (F70) 1.6 (F70)	X 16 SZR	01.99 - 09.00	1598	B	55 kW	856	21
ASTRA G Kasten/Kombi (F70) 1.6 (F70)	Z 16 SE	09.00 - 04.05	1598	B	62 kW	856	21
ASTRA G Kasten/Kombi (F70) 1.6 (F70)	Z 16 XEP	02.04 - 11.04	1598	B	76 kW	856	21
ASTRA G Kasten/Kombi (F70) 1.6 (F70)	Z 16 XE	09.98 - 01.04	1598	B	74 kW	856	21
ASTRA G Kasten/Kombi (F70) 1.6 LPG (F70)	X 16 SZR	01.99 - 09.00	1598	B/G	55 kW	856	21
ASTRA G Kasten/Kombi (F70) 1.6 LPG (F70)	Z 16 SE	12.00 - 04.05	1598	B/G	62 kW	856	21
ASTRA G Kasten/Kombi (F70) 1.7 CDTI (F70)	Z 17 DTL	07.03 - 11.04	1686	D	59 kW	856	20
ASTRA G Kasten/Kombi (F70) 1.7 DTI 16V (F70)	Y 17 DT	02.00 - 04.05	1686	D	55 kW	856	20
ASTRA G Kasten/Kombi (F70) 1.7 TD (F70)	X 17 DTL	01.99 - 04.05	1699	D	50 kW	860	39
ASTRA G Kasten/Kombi (F70) 2.0 DI (F70)	X 20 DTL	01.99 - 04.05	1995	D	60 kW	861	44
ASTRA G Kasten/Kombi (F70) 2.0 DI (F70)	Y 20 DTL	01.99 - 04.05	1995	D	60 kW	861	44
ASTRA G Kasten/Kombi (F70) 2.0 DTI (F70)	Y 20 DTH	09.00 - 04.05	1995	D	74 kW	861	44
ASTRA G Stufenheck (T98) 1.2 16V (F69)	X 12 XE	09.98 - 09.00	1199	B	48 kW	853	3
ASTRA G Stufenheck (T98) 1.2 16V (F69)	Z 12 XE	09.00 - 01.05	1199	B	55 kW	853	3
ASTRA G Stufenheck (T98) 1.4 (F69)	Z 14 XEP	09.07 - 12.09	1364	B	66 kW	854	7
ASTRA G Stufenheck (T98) 1.4 16V (F69)	X 14 XE	09.98 - 01.05	1389	B	66 kW	855	16
ASTRA G Stufenheck (T98) 1.4 16V (F69)	Z 14 XE	09.98 - 01.05	1389	B	66 kW	855	16
ASTRA G Stufenheck (T98) 1.4 LPG (F69)	X 14 XE	03.98 - 01.05	1389	B/G	66 kW	855	16
ASTRA G Stufenheck (T98) 1.4 LPG (F69)	Z 14 XE	03.98 - 01.05	1389	B/G	66 kW	855	16
ASTRA G Stufenheck (T98) 1.6 (F69)	X 16 SZR	09.98 - 09.00	1598	B	55 kW	856	21
ASTRA G Stufenheck (T98) 1.6 (F69)	Z 16 SE	09.00 - 01.05	1598	B	62 kW	856	21
ASTRA G Stufenheck (T98) 1.6 (F69)	Z 16 XEP	12.02 - 12.09	1598	B	76 kW	856	21
ASTRA G Stufenheck (T98) 1.6 16V (F69)	X 16 XEL	09.98 - 01.05	1598	B	74 kW	856	21
ASTRA G Stufenheck (T98) 1.6 16V (F69)	Z 16 XE	09.98 - 01.05	1598	B	74 kW	856	21
ASTRA G Stufenheck (T98) 1.6 LPG (F69)	X 16 SZR	10.98 - 06.00	1598	B/G	55 kW	856	21
ASTRA G Stufenheck (T98) 1.6 LPG (F69)	X 16 XEL	06.02 - 01.05	1598	B/G	74 kW	856	21
ASTRA G Stufenheck (T98) 1.6 LPG (F69)	Z 16 SE	09.00 - 01.05	1598	B/G	62 kW	856	21
ASTRA G Stufenheck (T98) 1.6 LPG (F69)	Z 16 XE	06.02 - 01.05	1598	B/G	74 kW	856	21
ASTRA G Stufenheck (T98) 1.7 CDTI (F69)	Z 17 DTL	04.03 - 12.09	1686	D	59 kW	856	20








ASTRA G Stufenheck (T98) 1.7 DTI 16V (F69)	Y 17 DT	02.00 - 01.05	1686	D	55 kW	856	20
ASTRA G Stufenheck (T98) 1.7 TD (F69)	X 17 DTL	09.98 - 08.00	1699	D	50 kW	860	39
ASTRA G Stufenheck (T98) 1.8 (F69)	Z 18 XEL	02.03 - 01.05	1796	B	81 kW	858	33
ASTRA G Stufenheck (T98) 1.8 16V (F69)	X 18 XE1	09.98 - 09.00	1796	B	85 kW	858	33
ASTRA G Stufenheck (T98) 1.8 16V (F69)	Z 18 XE	06.00 - 01.05	1796	B	92 kW	858	33
ASTRA G Stufenheck (T98) 2.0 16V (F69)	X 20 XEV	09.98 - 01.05	1998	B	100 kW	863	52
ASTRA G Stufenheck (T98) 2.0 DI (F69)	X 20 DTL	09.98 - 01.05	1995	D	60 kW	861	44
ASTRA G Stufenheck (T98) 2.0 DI (F69)	Y 20 DTL	09.98 - 01.05	1995	D	60 kW	861	44
ASTRA G Stufenheck (T98) 2.0 DTI 16V (F69)	X 20 DTH	08.99 - 01.05	1995	D	74 kW	861	44
ASTRA G Stufenheck (T98) 2.0 DTI 16V (F69)	Y 20 DTH	08.99 - 01.05	1995	D	74 kW	861	44
ASTRA G Stufenheck (T98) 2.2 DTI (F69)	Y 22 DTR	09.02 - 01.05	2172	D	86 kW	861	44
ASTRA G Stufenheck (T98) 2.2 DTI (F69)	Y 22 DTR	09.02 - 01.05	2172	D	92 kW	861	44
ASTRA H (A04) 1.2 (L48)	Z 12 XEP	08.05 - 10.10	1229	B	59 kW	854	7
ASTRA H (A04) 1.3 CDTI (L48)	Z 13 DTH	08.05 - 10.10	1248	D	66 kW	853	1
ASTRA H (A04) 1.4 (L48)	Z 14 XEL	04.04 - 10.04	1364	B	55 kW	854	7
ASTRA H (A04) 1.4 (L48)	Z 14 XEL	04.04 - 10.04	1364	B	59 kW	854	7
ASTRA H (A04) 1.4 (L48)	Z 14 XEP	03.04 - 10.10	1364	B	66 kW	854	7
ASTRA H (A04) 1.4 LPG (L48)	Z 14 XEP	08.09 - 10.10	1364	B/G	66 kW	854	7
ASTRA H (A04) 1.6 (L48)	A 16 XER	12.06 - 05.14	1598	B	85 kW	856	21
ASTRA H (A04) 1.6 (L48)	Z 16 XE1	03.04 - 10.10	1598	B	77 kW	856	21
ASTRA H (A04) 1.6 (L48)	Z 16 XEP	03.04 - 10.10	1598	B	77 kW	856	21
ASTRA H (A04) 1.6 (L48)	Z 16 XER	12.06 - 05.14	1598	B	85 kW	856	21
ASTRA H (A04) 1.6 Turbo (L48)	A 16 LET	02.07 - 10.10	1598	B	132 kW	856	19
ASTRA H (A04) 1.6 Turbo (L48)	Z 16 LET	02.07 - 10.10	1598	B	132 kW	856	19
ASTRA H (A04) 1.7 CDTI (L48)	A 17 DTJ	02.07 - 05.14	1686	D	81 kW	856	22
ASTRA H (A04) 1.7 CDTI (L48)	A 17 DTR	02.07 - 05.14	1686	D	92 kW	856	22
ASTRA H (A04) 1.7 CDTI (L48)	Z 17 DTH	03.04 - 10.10	1686	D	74 kW	856	20
ASTRA H (A04) 1.7 CDTI (L48)	Z 17 DTJ	02.07 - 05.14	1686	D	81 kW	856	22
ASTRA H (A04) 1.7 CDTI (L48)	Z 17 DTL	03.04 - 10.10	1686	D	59 kW	856	20
ASTRA H (A04) 1.7 CDTI (L48)	Z 17 DTR	02.07 - 05.14	1686	D	92 kW	856	20
ASTRA H (A04) 1.8 (L48)	A 18 XER	01.06 - 10.10	1796	B	103 kW	858	33
ASTRA H (A04) 1.8 (L48)	Z 18 XER	01.06 - 10.10	1796	B	103 kW	858	33
ASTRA H (A04) 1.8 (L48)	Z 18 XE	01.04 - 10.10	1796	B	92 kW	858	33
ASTRA H (A04) 1.9 CDTI (L48)	Z 19 DTH	09.04 - 10.10	1910	D	110 kW	859	36
ASTRA H (A04) 1.9 CDTI (L48)	Z 19 DTL	09.05 - 10.10	1910	D	74 kW	859	36
ASTRA H (A04) 1.9 CDTI (L48)	Z 19 DT	06.04 - 10.10	1910	D	88 kW	859	36
ASTRA H (A04) 1.9 CDTI 16V (L48)	Z 19 DTJ	04.04 - 10.10	1910	D	88 kW	859	36
ASTRA H CLASSIC Kombi (A04) 1.4 (L35)	Z 14 XEP	01.09	1364	B	66 kW	854	7
ASTRA H CLASSIC Kombi (A04) 1.6 (L35)	Z 16 XER	12.06 - 05.14	1598	B	85 kW	856	21
ASTRA H CLASSIC Kombi (A04) 1.7 CDTI (L35)	A 17 DTR	01.09	1686	D	92 kW	856	22
ASTRA H CLASSIC Kombi (A04) 1.7 CDTI (L35)	Z 17 DTR	01.09	1686	D	92 kW	856	20
ASTRA H CLASSIC Kombi (A04) 1.7 CDTI (L35)	Z 17 DTJ	01.09	1686	D	81 kW	856	22
ASTRA H CLASSIC Kombi (A04) 1.8 (L35)	Z 18 XER	01.12 - 05.14	1796	B	103 kW	858	33
ASTRA H CLASSIC Schrägheck (A04) 1.3 CDTI (L48)	Z 13 DTH	01.09	1248	D	66 kW	853	1
ASTRA H CLASSIC Schrägheck (A04) 1.4 (L48)	Z 14 XEP	01.09	1364	B	66 kW	854	7
ASTRA H CLASSIC Schrägheck (A04) 1.6 (L48)	Z 16 XER	01.09	1598	B	85 kW	856	21
ASTRA H CLASSIC Schrägheck (A04) 1.7 CDTI (L48)	A 17 DTJ	01.09	1686	D	81 kW	856	22
ASTRA H CLASSIC Schrägheck (A04) 1.7 CDTI (L48)	A 17 DTR	01.09	1686	D	92 kW	856	22
ASTRA H CLASSIC Schrägheck (A04) 1.7 CDTI (L48)	Z 17 DTJ	01.09	1686	D	81 kW	856	22
ASTRA H CLASSIC Schrägheck (A04) 1.7 CDTI (L48)	Z 17 DTR	01.09	1686	D	92 kW	856	20
ASTRA H CLASSIC Schrägheck (A04) 1.8 (L48)	Z 18 XER	02.13	1796	B	103 kW	858	33
ASTRA H CLASSIC Stufenheck (A04) 1.6 (L69)	Z 16 XER	01.09 - 05.14	1598	B	85 kW	856	21
ASTRA H CLASSIC Stufenheck (A04) 1.7 CDTI (L69)	A 17 DTR	01.09	1686	D	92 kW	856	22
ASTRA H CLASSIC Stufenheck (A04) 1.7 CDTI (L69)	Z 17 DTR	01.09	1686	D	92 kW	856	20
ASTRA H CLASSIC Stufenheck (A04) 1.7 CDTI (L69)	Z 17 DTJ	01.09	1686	D	81 kW	856	22
ASTRA H CLASSIC Stufenheck (A04) 1.8 (L69)	Z 18 XER	02.07 - 09.12	1796	B	103 kW	858	33
ASTRA H Caravan (A04) 1.3 CDTI (L35)	Z 13 DTH	08.05 - 10.10	1248	D	66 kW	853	1
ASTRA H Caravan (A04) 1.4 (L35)	Z 14 XEL	08.04 - 10.10	1364	B	55 kW	854	7
ASTRA H Caravan (A04) 1.4 (L35)	Z 14 XEP	08.04 - 10.10	1364	B	66 kW	854	7
ASTRA H Caravan (A04) 1.4 LPG (L35)	Z 14 XEP	08.09 - 10.10	1364	B/G	66 kW	854	7
ASTRA H Caravan (A04) 1.6 (L35)	A 16 XER	12.06 - 05.14	1598	B	85 kW	856	21
ASTRA H Caravan (A04) 1.6 (L35)	Z 16 XE1	08.04 - 10.10	1598	B	77 kW	856	21

			ccm		kw		1 POS
ASTRA H Caravan (A04) 1.6 (L35)	Z 16 XEP	08.04 - 10.10	1598	B	77 kW	856	21
ASTRA H Caravan (A04) 1.6 (L35)	Z 16 XER	12.06 - 05.14	1598	B	85 kW	856	21
ASTRA H Caravan (A04) 1.6 LPG (L35)	Z 16 XER	08.09 - 10.10	1598	B/G	85 kW	856	21
ASTRA H Caravan (A04) 1.6 Turbo (L35)	A 16 LET	02.07 - 10.10	1598	B	132 kW	856	19
ASTRA H Caravan (A04) 1.6 Turbo (L35)	Z 16 LET	02.07 - 10.10	1598	B	132 kW	856	19
ASTRA H Caravan (A04) 1.7 CDTi (L35)	A 17 DTJ	02.07 - 05.14	1686	D	81 kW	856	22
ASTRA H Caravan (A04) 1.7 CDTi (L35)	A 17 DTR	02.07 - 05.14	1686	D	92 kW	856	22
ASTRA H Caravan (A04) 1.7 CDTi (L35)	Z 17 DTH	08.04 - 10.10	1686	D	74 kW	856	20
ASTRA H Caravan (A04) 1.7 CDTi (L35)	Z 17 DTJ	02.07 - 05.14	1686	D	81 kW	856	22
ASTRA H Caravan (A04) 1.7 CDTi (L35)	Z 17 DTL	08.04 - 10.10	1686	D	59 kW	856	20
ASTRA H Caravan (A04) 1.7 CDTi (L35)	Z 17 DTR	02.07 - 05.14	1686	D	92 kW	856	20
ASTRA H Caravan (A04) 1.8 (L35)	A 18 XER	08.05 - 05.14	1796	B	103 kW	858	33
ASTRA H Caravan (A04) 1.8 (L35)	Z 18 XER	08.05 - 05.14	1796	B	103 kW	858	33
ASTRA H Caravan (A04) 1.8 (L35)	Z 18 XE	08.04 - 10.10	1796	B	92 kW	858	33
ASTRA H Caravan (A04) 1.9 CDTi (L35)	Z 19 DTH	09.04 - 10.10	1910	D	110 kW	859	36
ASTRA H Caravan (A04) 1.9 CDTi (L35)	Z 19 DTL	09.05 - 10.10	1910	D	74 kW	859	36
ASTRA H Caravan (A04) 1.9 CDTi (L35)	Z 19 DT	09.05 - 10.10	1910	D	88 kW	859	36
ASTRA H Caravan (A04) 1.9 CDTi 16V (L35)	Z 19 DTJ	08.04 - 10.10	1910	D	88 kW	859	36
ASTRA H GTC (A04) 1.3 CDTi (L08)	Z 13 DTH	04.05 - 10.10	1248	D	66 kW	853	1
ASTRA H GTC (A04) 1.4 (L08)	Z 14 XEL	03.05 - 10.10	1364	B	55 kW	854	7
ASTRA H GTC (A04) 1.4 (L08)	Z 14 XEP	03.05 - 10.10	1364	B	66 kW	854	7
ASTRA H GTC (A04) 1.6 (L08)	Z 16 XE1	03.05 - 10.10	1598	B	77 kW	856	21
ASTRA H GTC (A04) 1.6 (L08)	Z 16 XEP	03.05 - 10.10	1598	B	77 kW	856	21
ASTRA H GTC (A04) 1.6 (L08)	Z 16 XER	12.06 - 10.10	1598	B	85 kW	856	21
ASTRA H GTC (A04) 1.6 Turbo (L08)	A 16 LET	02.07 - 10.10	1598	B	132 kW	856	19
ASTRA H GTC (A04) 1.6 Turbo (L08)	Z 16 LET	02.07 - 10.10	1598	B	132 kW	856	19
ASTRA H GTC (A04) 1.7 CDTi (L08)	A 17 DTJ	02.07 - 10.10	1686	D	81 kW	856	22
ASTRA H GTC (A04) 1.7 CDTi (L08)	A 17 DTR	02.07 - 10.10	1686	D	92 kW	856	22
ASTRA H GTC (A04) 1.7 CDTi (L08)	Z 17 DTJ	02.07 - 10.10	1686	D	81 kW	856	22
ASTRA H GTC (A04) 1.7 CDTi (L08)	Z 17 DTL	03.05 - 10.10	1686	D	59 kW	856	20
ASTRA H GTC (A04) 1.7 CDTi (L08)	Z 17 DTR	02.07 - 10.10	1686	D	92 kW	856	20
ASTRA H GTC (A04) 1.7 CDTi (L08)	Z 17 DTH	03.05 - 10.10	1686	D	74 kW	856	20
ASTRA H GTC (A04) 1.8 (L08)	Z 18 XER	01.06 - 10.10	1796	B	103 kW	858	33
ASTRA H GTC (A04) 1.8 (L08)	Z 18 XE	03.05 - 10.10	1796	B	92 kW	858	33
ASTRA H GTC (A04) 1.9 CDTi (L08)	Z 19 DTL	01.06 - 10.10	1910	D	74 kW	859	36
ASTRA H GTC (A04) 1.9 CDTi (L08)	Z 19 DT	09.05 - 10.10	1910	D	88 kW	859	36
ASTRA H GTC (A04) 1.9 CDTi (L08)	Z 19 DTH	03.05 - 10.10	1910	D	110 kW	859	36
ASTRA H GTC (A04) 1.9 CDTi 16V (L08)	Z 19 DTJ	03.05 - 10.10	1910	D	88 kW	859	36
ASTRA H Kasten/Kombi (L70) 1.3 CDTi (L70)	Z 13 DTH	08.05 - 10.10	1248	D	66 kW	853	1
ASTRA H Kasten/Kombi (L70) 1.4 EcoTec (L70)	Z 14 XEP	12.04 - 12.12	1364	B	66 kW	854	7
ASTRA H Kasten/Kombi (L70) 1.6 EcoTec (L70)	Z 16 XEP	02.04 - 11.04	1598	B	76 kW	856	21
ASTRA H Kasten/Kombi (L70) 1.6 EcoTec (L70)	Z 16 XER	10.06 - 12.10	1598	B	85 kW	856	21
ASTRA H Kasten/Kombi (L70) 1.7 CDTi (L70)	A 17 DTJ	02.07 - 10.10	1686	D	81 kW	856	22
ASTRA H Kasten/Kombi (L70) 1.7 CDTi (L70)	A 17 DTR	02.07 - 12.13	1686	D	92 kW	856	22
ASTRA H Kasten/Kombi (L70) 1.7 CDTi (L70)	Z 17 DTH	03.04 - 10.10	1686	D	74 kW	856	20
ASTRA H Kasten/Kombi (L70) 1.7 CDTi (L70)	Z 17 DTJ	02.07 - 10.10	1686	D	81 kW	856	22
ASTRA H Kasten/Kombi (L70) 1.7 CDTi (L70)	Z 17 DTL	12.04 - 07.07	1686	D	59 kW	856	20
ASTRA H Kasten/Kombi (L70) 1.7 CDTi (L70)	Z 17 DTR	02.07 - 12.13	1686	D	92 kW	856	20
ASTRA H Kasten/Kombi (L70) 1.9 CDTi (L70)	Z 19 DTH	09.04 - 10.10	1910	D	110 kW	859	36
ASTRA H Kasten/Kombi (L70) 1.9 CDTi (L70)	Z 19 DTL	08.05 - 12.12	1910	D	74 kW	859	36
ASTRA H Kasten/Kombi (L70) 1.9 CDTi (L70)	Z 19 DT	09.05 - 10.10	1910	D	88 kW	859	36
ASTRA H Kasten/Kombi (L70) 1.9 CDTi 16V (L70)	Z 19 DTJ	08.04 - 10.10	1910	D	88 kW	859	36
ASTRA H Stufenheck (A04) 1.3 CDTi (L69)	Z 13 DTH	02.07 - 10.10	1248	D	66 kW	853	1
ASTRA H Stufenheck (A04) 1.4 (L69)	Z 14 XEP	02.07 - 06.10	1364	B	66 kW	854	7
ASTRA H Stufenheck (A04) 1.6 (L69)	Z 16 XEP	02.07 - 06.10	1598	B	77 kW	856	21
ASTRA H Stufenheck (A04) 1.6 (L69)	Z 16 XER	02.07 - 05.14	1598	B	85 kW	856	21
ASTRA H Stufenheck (A04) 1.7 CDTi (L69)	Z 17 DTH	02.07 - 10.10	1686	D	74 kW	856	20
ASTRA H Stufenheck (A04) 1.7 CDTi (L69)	Z 17 DTJ	02.07 - 05.14	1686	D	81 kW	856	22
ASTRA H Stufenheck (A04) 1.8 (L69)	A 18 XER	02.07 - 09.12	1796	B	103 kW	858	33
ASTRA H Stufenheck (A04) 1.8 (L69)	Z 18 XER	02.07 - 09.12	1796	B	103 kW	858	33
ASTRA H TwinTop (A04) 1.4 (L67)	Z 14 XEP	10.05 - 10.10	1364	B	66 kW	854	7
ASTRA H TwinTop (A04) 1.6 (L67)	Z 16 XE1	09.05 - 10.10	1598	B	77 kW	856	21








ASTRA H TwinTop (A04) 1.6 (L67)	Z 16 XEP	09.05 - 10.10	1598	B	77 kW	856	21
ASTRA H TwinTop (A04) 1.6 (L67)	Z 16 XER	12.06 - 10.10	1598	B	85 kW	856	21
ASTRA H TwinTop (A04) 1.6 Turbo (L67)	A 16 LET	02.07 - 10.10	1598	B	132 kW	856	19
ASTRA H TwinTop (A04) 1.6 Turbo (L67)	Z 16 LET	02.07 - 10.10	1598	B	132 kW	856	19
ASTRA H TwinTop (A04) 1.8 (L67)	A 18 XER	09.05 - 10.10	1796	B	103 kW	858	33
ASTRA H TwinTop (A04) 1.8 (L67)	Z 18 XER	09.05 - 10.10	1796	B	103 kW	858	33
ASTRA H TwinTop (A04) 1.8 (L67)	Z 18 XE	09.05 - 10.10	1796	B	92 kW	858	33
ASTRA H TwinTop (A04) 1.9 CDTi (L67)	Z 19 DTH	09.05 - 10.10	1910	D	110 kW	859	36
ASTRA J (P10) 1.3 CDTi (68)	A 13 DTE	12.09 - 10.15	1248	D	70 kW	853	1
ASTRA J (P10) 1.4 (68)	A 14 XEL	12.09 - 10.15	1398	B	64 kW	853	6
ASTRA J (P10) 1.4 (68)	A 14 XER	12.09 - 10.15	1398	B	74 kW	853	6
ASTRA J (P10) 1.4 (68)	B 14 XER	12.09 - 10.15	1398	B	74 kW	853	6
ASTRA J (P10) 1.4 LPG (68)	A 14 NET	01.12 - 10.15	1364	B/G	103 kW	853	4
ASTRA J (P10) 1.4 Turbo (68)	A 14 NEL	10.10 - 10.15	1364	B	88 kW	853	4
ASTRA J (P10) 1.4 Turbo (68)	A 14 NET	12.09 - 10.15	1364	B	103 kW	853	4
ASTRA J (P10) 1.4 Turbo (68)	B 14 NEL	10.10 - 10.15	1364	B	88 kW	853	4
ASTRA J (P10) 1.4 Turbo (68)	B 14 NET	12.09 - 10.15	1364	B	103 kW	853	4
ASTRA J (P10) 1.6 (68)	A 16 XER	12.09 - 10.15	1598	B	85 kW	856	21
ASTRA J (P10) 1.6 (68)	B 16 XER	12.09 - 10.15	1598	B	85 kW	856	21
ASTRA J (P10) 1.6 CDTi (68)	B 16 DTH	11.13 - 10.15	1598	D	100 kW	857	23
ASTRA J (P10) 1.6 CDTi (68)	B 16 DTL	02.14 - 10.15	1598	D	81 kW	857	23
ASTRA J (P10) 1.6 SIDI (68)	A 16 XHT	12.12 - 10.15	1598	B	125 kW	856	19
ASTRA J (P10) 1.6 Turbo (68)	A 16 LET	12.09 - 10.15	1598	B	132 kW	856	19
ASTRA J (P10) 1.6 Turbo 4x4 (68)	A 16 LET	12.09 - 10.15	1598	B	132 kW	856	19
ASTRA J (P10) 1.7 CDTi (68)	A 17 DTC	09.09 - 10.15	1686	D	81 kW	856	20
ASTRA J (P10) 1.7 CDTi (68)	A 17 DTE	07.11 - 10.15	1686	D	96 kW	856	20
ASTRA J (P10) 1.7 CDTi (68)	A 17 DTE	09.09 - 10.15	1686	D	81 kW	856	20
ASTRA J (P10) 1.7 CDTi (68)	A 17 DTF	07.11 - 10.15	1686	D	96 kW	856	20
ASTRA J (P10) 1.7 CDTi (68)	A 17 DTJ	09.09 - 10.15	1686	D	81 kW	856	22
ASTRA J (P10) 1.7 CDTi (68)	A 17 DTR	12.09 - 10.15	1686	D	92 kW	856	22
ASTRA J (P10) 1.7 CDTi (68)	A 17 DTS	07.11 - 10.15	1686	D	96 kW	856	20
ASTRA J (P10) 2.0 BiTurbo CDTi (68)	A 20 DTR	09.12 - 10.15	1956	D	143 kW	860	41
ASTRA J (P10) 2.0 CDTi (68)	A 20 DTH	06.11 - 10.15	1956	D	121 kW	860	41
ASTRA J (P10) 2.0 CDTi (68)	A 20 DTH	09.09 - 10.15	1956	D	118 kW	860	41
ASTRA J (P10) 2.0 CDTi	A 20 DTH	10.14 - 10.15	1956	D	96 kW	860	41
ASTRA J Caravan (P10) 1.3 CDTi (35)	A 13 DTE	10.10 - 10.14	1248	D	70 kW	853	1
ASTRA J Caravan (P10) 1.4 (35)	A 14 XEL	10.10 - 10.15	1398	B	64 kW	853	6
ASTRA J Caravan (P10) 1.4 (35)	A 14 XER	10.10 - 10.15	1398	B	74 kW	853	6
ASTRA J Caravan (P10) 1.4 (35)	B 14 XER	10.10 - 10.15	1398	B	74 kW	853	6
ASTRA J Caravan (P10) 1.4 LPG (35)	A 14 NET	12.11 - 10.15	1364	B/G	103 kW	853	4
ASTRA J Caravan (P10) 1.4 Turbo (35)	A 14 NEL	10.10 - 10.15	1364	B	88 kW	853	4
ASTRA J Caravan (P10) 1.4 Turbo (35)	A 14 NET	10.10 - 10.15	1364	B	103 kW	853	4
ASTRA J Caravan (P10) 1.4 Turbo (35)	B 14 NEL	10.10 - 10.15	1364	B	88 kW	853	4
ASTRA J Caravan (P10) 1.4 Turbo (35)	B 14 NET	10.10 - 10.15	1364	B	103 kW	853	4
ASTRA J Caravan (P10) 1.6 (35)	A 16 XER	10.10 - 10.15	1598	B	85 kW	856	21
ASTRA J Caravan (P10) 1.6 (35)	B 16 XER	10.10 - 10.15	1598	B	85 kW	856	21
ASTRA J Caravan (P10) 1.6 CDTi (35)	B 16 DTH	11.13 - 10.15	1598	D	100 kW	857	23
ASTRA J Caravan (P10) 1.6 CDTi (35)	B 16 DTL	02.14 - 10.15	1598	D	81 kW	857	23
ASTRA J Caravan (P10) 1.6 SIDI (35)	A 16 XHT	12.12 - 10.15	1598	B	125 kW	856	19
ASTRA J Caravan (P10) 1.6 Turbo (35)	A 16 LET	10.10 - 10.15	1598	B	132 kW	856	19
ASTRA J Caravan (P10) 1.7 CDTi (35)	A 17 DTC	10.10 - 10.15	1686	D	81 kW	856	20
ASTRA J Caravan (P10) 1.7 CDTi (35)	A 17 DTE	10.10 - 10.15	1686	D	81 kW	856	20
ASTRA J Caravan (P10) 1.7 CDTi (35)	A 17 DTF	10.10 - 10.15	1686	D	96 kW	856	20
ASTRA J Caravan (P10) 1.7 CDTi (35)	A 17 DTJ	10.10 - 10.15	1686	D	81 kW	856	22
ASTRA J Caravan (P10) 1.7 CDTi (35)	A 17 DTL	10.10 - 10.15	1686	D	74 kW	856	20
ASTRA J Caravan (P10) 1.7 CDTi (35)	A 17 DTN	10.10 - 10.15	1686	D	74 kW	856	20
ASTRA J Caravan (P10) 1.7 CDTi (35)	A 17 DTR	10.10 - 10.15	1686	D	92 kW	856	22
ASTRA J Caravan (P10) 1.7 CDTi (35)	A 17 DTS	10.10 - 10.15	1686	D	96 kW	856	20
ASTRA J Caravan (P10) 2.0 BiTurbo CDTi (35)	A 20 DTR	09.12 - 10.15	1956	D	143 kW	860	41
ASTRA J Caravan (P10) 2.0 CDTi (35)	A 20 DTH	10.10 - 10.15	1956	D	118 kW	860	41
ASTRA J Caravan (P10) 2.0 CDTi (35)	A 20 DTH	08.11 - 10.15	1956	D	121 kW	860	41
ASTRA J Caravan (P10) 2.0 CDTi (35)	A 20 DTH	01.14 - 10.15	1956	D	96 kW	860	41








			ccm		kw		1 POS
ASTRA J GTC 1.4 (08)	A 14 NEL	10.11	1364	B	88 kW	853	4
ASTRA J GTC 1.4 (08)	A 14 NET	10.11	1364	B	103 kW	853	4
ASTRA J GTC 1.4 (08)	A 14 XER	10.11 - 10.15	1398	B	74 kW	853	6
ASTRA J GTC 1.4 (08)	B 14 NEL	10.11	1364	B	88 kW	853	4
ASTRA J GTC 1.4 (08)	B 14 NET	10.11	1364	B	103 kW	853	4
ASTRA J GTC 1.6 (08)	A 16 LET	10.11	1598	B	132 kW	856	19
ASTRA J GTC 1.6 CDTi (08)	B 16 DTH	07.14	1598	D	100 kW	857	23
ASTRA J GTC 1.6 CDTi (08)	B 16 DTL	07.14	1598	D	81 kW	857	23
ASTRA J GTC 1.6 SIDI (08)	A 16 SHT	07.13	1598	B	147 kW	856	19
ASTRA J GTC 1.6 SIDI (08)	A 16 XHT	12.12	1598	B	125 kW	856	19
ASTRA J GTC 1.7 CDTi (08)	A 17 DTC	10.11 - 10.15	1686	D	81 kW	856	20
ASTRA J GTC 1.7 CDTi (08)	A 17 DTE	10.11 - 10.15	1686	D	81 kW	856	20
ASTRA J GTC 1.7 CDTi (08)	A 17 DTF	10.11 - 10.15	1686	D	96 kW	856	20
ASTRA J GTC 1.7 CDTi (08)	A 17 DTJ	10.11 - 10.15	1686	D	81 kW	856	22
ASTRA J GTC 1.7 CDTi (08)	A 17 DTS	10.11 - 10.15	1686	D	96 kW	856	20
ASTRA J GTC 1.8 (08)	A 18 XER	10.11 - 10.15	1796	B	103 kW	858	33
ASTRA J GTC 2.0 BiTurbo CDTi (08)	A 20 DTR	10.12 - 10.15	1956	D	143 kW	860	41
ASTRA J GTC 2.0 CDTi (08)	A 20 DTH	10.11 - 10.15	1956	D	121 kW	860	41
ASTRA J GTC 2.0 CDTi (08)	A 20 DTH	04.15 - 10.15	1956	D	96 kW	860	41
ASTRA J Kasten/Kombi (P10) 1.3 CDTi (35)	A 13 DTE	10.12 - 10.15	1248	D	70 kW	853	1
ASTRA J Kasten/Kombi (P10) 1.6 CDTi (35)	B 16 DTL	01.14 - 10.15	1598	D	81 kW	857	23
ASTRA J Kasten/Kombi (P10) 1.7 CDTi (35)	A 17 DTF	10.12 - 10.15	1686	D	96 kW	856	20
ASTRA J Kasten/Kombi (P10) 1.7 CDTi (35)	A 17 DTS	10.12 - 10.15	1686	D	96 kW	856	20
ASTRA J Kasten/Kombi (P10) 2.0 CDTi (35)	A 20 DTH	10.12 - 10.15	1956	D	121 kW	860	41
ASTRA J Kasten/Schrägheck (P10) 1.3 CDTi (68)	A 13 DTE	05.13 - 10.15	1248	D	70 kW	853	1
ASTRA J Kasten/Schrägheck (P10) 1.6 CDTi (68)	B 16 DTL	01.14 - 10.15	1598	D	81 kW	857	23
ASTRA J Kasten/Schrägheck (P10) 1.7 CDTi (68)	A 17 DTC	05.13 - 10.15	1686	D	81 kW	856	20
ASTRA J Kasten/Schrägheck (P10) 1.7 CDTi (68)	A 17 DTE	05.13 - 10.15	1686	D	81 kW	856	20
ASTRA J Stufenheck 1.3 CDTi (69)	A 13 DTE	06.12 - 10.15	1248	D	70 kW	853	1
ASTRA J Stufenheck 1.4 (69)	A 14 XER	06.12 - 10.15	1398	B	74 kW	853	6
ASTRA J Stufenheck 1.4 (69)	B 14 XER	06.12 - 10.15	1398	B	74 kW	853	6
ASTRA J Stufenheck 1.4 LPG (69)	A 14 NET	07.14	1364	B/G	103 kW	853	4
ASTRA J Stufenheck 1.4 Turbo (69)	A 14 NEL	06.12 - 10.15	1364	B	88 kW	853	4
ASTRA J Stufenheck 1.4 Turbo (69)	A 14 NET	06.12	1364	B	103 kW	853	4
ASTRA J Stufenheck 1.4 Turbo (69)	B 14 NEL	06.12 - 10.15	1364	B	88 kW	853	4
ASTRA J Stufenheck 1.4 Turbo (69)	B 14 NET	06.12	1364	B	103 kW	853	4
ASTRA J Stufenheck 1.4	A 14 XEL	01.14 - 10.15	1398	B	64 kW	853	6
ASTRA J Stufenheck 1.6 (69)	A 16 XER	06.12	1598	B	85 kW	856	21
ASTRA J Stufenheck 1.6 (69)	B 16 XER	06.12	1598	B	85 kW	856	21
ASTRA J Stufenheck 1.6 CDTi (69)	B 16 DTH	01.14	1598	D	100 kW	857	23
ASTRA J Stufenheck 1.6 CDTi (69)	B 16 DTL	04.14	1598	D	81 kW	857	23
ASTRA J Stufenheck 1.6 SIDI (69)	A 16 XHT	06.12 - 10.15	1598	B	125 kW	856	19
ASTRA J Stufenheck 1.6 Turbo (69)	A 16 LET	06.12	1598	B	132 kW	856	19
ASTRA J Stufenheck 1.7 CDTi (69)	A 17 DTC	06.12 - 10.15	1686	D	81 kW	856	20
ASTRA J Stufenheck 1.7 CDTi (69)	A 17 DTE	06.12 - 10.15	1686	D	81 kW	856	20
ASTRA J Stufenheck 1.7 CDTi (69)	A 17 DTF	06.12 - 10.15	1686	D	96 kW	856	20
ASTRA J Stufenheck 1.7 CDTi (69)	A 17 DTJ	06.12 - 10.15	1686	D	81 kW	856	22
ASTRA J Stufenheck 1.7 CDTi (69)	A 17 DTS	06.12 - 10.15	1686	D	96 kW	856	20
ASTRA J Stufenheck 1.7 CDTi	A 17 DTL	06.12 - 10.15	1686	D	74 kW	856	20
ASTRA K (B16) 1.6 CDTi (68)	B 16 DTH	06.15	1598	D	81 kW	857	23
ASTRA K (B16) 1.6 CDTi (68)	B 16 DTH	06.15	1598	D	100 kW	857	23
ASTRA K Sports Tourer (B16) 1.6 CDTi (35)	B 16 DTH	11.15	1598	D	100 kW	857	23
ASTRA L (O5) 1.2 (FPHNSL, FPHNSR)	HNS (EB2ADTS)	10.21	1199	B	96 kW	854	11
ASTRA L Sports Tourer (O5) 1.2 (FRHNPJ)	HNP (EB2ADT)	10.21	1199	B	81 kW	854	11
ASTRA L Sports Tourer (O5) 1.2 (FRHNSL, FRHNSR)	HNS (EB2ADTS)	10.21	1199	B	96 kW	854	11
CALIBRA A (C89) 2.0 i (M07)	C 20 NE	08.89 - 12.96	1998	B	85 kW	863	52
CALIBRA A (C89) 2.0 i 16V (M07)	C 20 XE	06.90 - 02.94	1998	B	110 kW	863	52
CALIBRA A (C89) 2.0 i 16V (M07)	X 20 XEV	02.94 - 07.97	1998	B	100 kW	863	52
CALIBRA A (C89) 2.0 i 16V 4x4 (M07)	C 20 XE	06.90 - 02.94	1998	B	110 kW	863	52
CALIBRA A (C89) 2.0 i 16V 4x4 (M07)	X 20 XEV	02.94 - 07.97	1998	B	100 kW	863	52
CALIBRA A (C89) 2.0 i 4x4 (M07)	C 20 NE	06.90 - 07.97	1998	B	85 kW	863	52
CALIBRA A (C89) 2.0 i Turbo 4x4 (M07)	C 20 LET	08.91 - 07.97	1998	B	150 kW	863	52








CAMPO (TF0, TF1) 2.5 D (TFR54)	4JA1	08.91 - 06.94	2499	D	56 kW	863	56
CAMPO (TF0, TF1) 2.5 D 4x4 (TFS54)	4JA1	08.91 - 06.94	2499	D	56 kW	863	56
CAMPO (TF0, TF1) 2.5 DTI 4x4	4JA1-TC	07.01 - 12.01	2499	D	74 kW	863	56
CAMPO (TF0, TF1) 2.5 DTI 4x4	4JA1	07.01 - 12.01	2499	D	74 kW	863	56
CAMPO (TF0, TF1) 2.5 DTI	4JA1-TC	07.01 - 12.01	2499	D	74 kW	863	56
CAMPO (TF0, TF1) 2.5 DTI	4JA1	07.01 - 12.01	2499	D	74 kW	863	56
CAMPO (TF0, TF1) 2.5 TD (TFR54)	4JA1-T	07.94 - 06.01	2499	D	56 kW	863	56
CAMPO (TF0, TF1) 2.5 TD 4x4 (TFS54)	4JA1-T	07.94 - 06.01	2499	D	56 kW	863	56
CAMPO (TF0, TF1) 3.1 TD (TFR69)	4 JG2T	12.92 - 06.01	3059	D	80 kW	864	59
CAMPO (TF0, TF1) 3.1 TD 4x4 (TFS69)	4 JG2T	12.92 - 06.01	3059	D	80 kW	864	59
CASCADA (W13) 1.4 (67)	A 14 NEL	04.13 - 04.18	1364	B	88 kW	853	4
CASCADA (W13) 1.4 (67)	B 14 NEL	04.13 - 04.18	1364	B	88 kW	853	4
CASCADA (W13) 1.4 Turbo (67)	A 14 NET	03.13 - 04.18	1364	B	103 kW	853	4
CASCADA (W13) 1.4 Turbo (67)	B 14 NET	03.13 - 04.18	1364	B	103 kW	853	4
CASCADA (W13) 1.6 (67)	A 16 SHT	11.13 - 04.18	1598	B	147 kW	856	19
CASCADA (W13) 1.6 SIDI (67)	A 16 XHT	04.13 - 04.19	1598	B	125 kW	856	19
CASCADA (W13) 2.0 CDTI (67)	A 20 DTH	04.13 - 06.15	1956	D	121 kW	860	41
CASCADA (W13) 2.0 CDTI (67)	A 20 DTR	04.13 - 06.15	1956	D	143 kW	860	41
CASCADA (W13) 2.0 CDTI (67)	B 20 DTH	07.15 - 04.18	1956	D	125 kW	860	41
COMBO E Tour / Life (K9) 1.2	B 12 XHL (EB2DT)	06.18	1199	B	81 kW	854	9
COMBO E Tour / Life (K9) 1.2	D 12 XHL (EB2ADT)	06.18	1199	B	81 kW	854	11
COMBO E Tour / Life (K9) 1.2	F 12 XHL (EB2ADT)	06.18	1199	B	81 kW	854	11
COMBO E Tour / Life (K9) 1.2	F 12 XHL (EB2ADTD)	06.18	1199	B	81 kW	854	11
COMBO E Tour / Life (K9) 1.2	F 12 XHT (EB2ADTS)	07.19	1199	B	96 kW	854	11
COMBO E Tour / Life (K9) 1.5	D 15 DT (DV5RD)	06.18	1499	D	75 kW	855	12
COMBO E Tour / Life (K9) 1.5	D 15 DTH (DV5RC)	06.18	1499	D	96 kW	855	12
COMBO E Tour / Life (K9) 1.5	D 15 DTL (DV5RE)	06.18	1499	D	56 kW	855	12
COMBO Kasten/Großraumlimousine (71_) 1.2	C 12 NZ	07.94 - 10.01	1195	B	33 kW	853	2
COMBO Kasten/Großraumlimousine (71_) 1.2	X 12 SZ	07.94 - 10.01	1195	B	33 kW	853	2
COMBO Kasten/Großraumlimousine (71_) 1.4 16V	X 14 XE	08.99 - 10.01	1389	B	66 kW	855	16
COMBO Kasten/Großraumlimousine (71_) 1.4	C 14 NZ	07.94 - 10.01	1389	B	44 kW	855	16
COMBO Kasten/Großraumlimousine (71_) 1.4	C 14 SE	07.94 - 10.01	1389	B	60 kW	855	16
COMBO Kasten/Großraumlimousine (71_) 1.4	X 14 SZ	07.94 - 10.01	1389	B	44 kW	855	16
COMBO Kasten/Großraumlimousine (71_) 1.7 D	17 D (4EE1)	07.94 - 10.01	1686	D	44 kW	856	20
COMBO Kasten/Großraumlimousine (71_) 1.7 D	X 17 D (4EE1)	07.94 - 10.01	1686	D	44 kW	856	20
COMBO Kasten/Großraumlimousine (K9) 1.2	D 12 XHL (EB2ADT)	02.19	1199	B	81 kW	854	11
COMBO Kasten/Großraumlimousine (K9) 1.2	F 12 XHL (EB2ADT)	02.19	1199	B	81 kW	854	11
COMBO Kasten/Großraumlimousine (K9) 1.2	F 12 XHL (EB2ADTD)	02.19	1199	B	81 kW	854	11
COMBO Kasten/Großraumlimousine (K9) 1.2	F 12 XHT (EB2ADTS)	09.19	1199	B	96 kW	854	11
COMBO Kasten/Großraumlimousine (K9) 1.5 D 4x4	D 15 DTH (DV5RC)	08.18	1499	D	96 kW	855	12
COMBO Kasten/Großraumlimousine (K9) 1.5 D	D 15 DT (DV5RD)	08.18	1499	D	75 kW	855	12
COMBO Kasten/Großraumlimousine (K9) 1.5 D	D 15 DTH (DV5RC)	08.18	1499	D	96 kW	855	12
COMBO Kasten/Großraumlimousine (K9) 1.5 D	D 15 DTL (DV5RE)	08.18	1499	D	56 kW	855	12
COMBO Kasten/Großraumlimousine (K9) 1.6 D	B 16 DT (DV6FD)	06.18	1560	D	73 kW	854	10
COMBO Kasten/Großraumlimousine (X12) 1.3 CDTI (B05)	A 13 FD	02.12	1248	D	66 kW	853	1
COMBO Kasten/Großraumlimousine (X12) 1.3 CDTI (B05)	A 13 FD	03.16	1248	D	70 kW	853	1
COMBO Kasten/Großraumlimousine (X12) 1.3 CDTI (B05)	A 13 FD	02.12	1248	D	59 kW	853	1
COMBO Kasten/Großraumlimousine 1.3 CDTI 16V	Z 13 DTJ	10.05 - 12.12	1248	D	55 kW	853	1
COMBO Kasten/Großraumlimousine 1.3 CDTI 16V	Z 13 DT	05.02	1248	D	51 kW	853	1
COMBO Kasten/Großraumlimousine 1.4 16V	Z 14 XEP	08.05	1364	B	66 kW	854	7
COMBO Kasten/Großraumlimousine 1.6 CNG 16V	Z 16 YNG	06.06	1598	B/G	69 kW	856	21
COMBO Kasten/Großraumlimousine 1.6 CNG 16V	Z 16 YNG	04.05	1598	B/G	71 kW	856	21
COMBO Kasten/Großraumlimousine 1.6	Z 16 SE	10.01	1598	B	64 kW	856	21
COMBO Kasten/Großraumlimousine 1.7 CDTI 16V	Z 17 DTH	05.02	1686	D	74 kW	856	20
COMBO Kasten/Großraumlimousine 1.7 DI 16V	Y 17 DTL	10.01	1686	D	48 kW	856	20
COMBO Kasten/Großraumlimousine 1.7 DTI 16V	Y 17 DT	10.01	1686	D	55 kW	856	20
COMBO Tour (X12) 1.3 CDTI (C26, D26, E26, C05)	A 13 FD	02.12	1248	D	66 kW	853	1
COMBO Tour (X12) 1.3 CDTI (C26, D26, E26, C05)	A 13 FD	03.15	1248	D	55 kW	853	1
COMBO Tour (X12) 1.3 CDTI (C26, D26, E26, C05)	A 13 FD	03.15	1248	D	59 kW	853	1
COMBO Tour (X12) 1.3 CDTI (C26, D26, E26, C05)	A 13 FD	03.16	1248	D	70 kW	853	1
COMBO Tour 1.3 CDTI 16V	Y 13 DT	06.04 - 01.11	1248	D	51 kW	853	1
COMBO Tour 1.3 CDTI 16V	Z 13 DTJ	10.05 - 12.11	1248	D	55 kW	853	1

			ccm		kw		1 POS
COMBO Tour 1.3 CDTI 16V	Z 13 DT	06.04 - 01.11	1248	D	51 kW	853	1
COMBO Tour 1.4	Z 14 XEP	10.04 - 12.11	1364	B	66 kW	854	7
COMBO Tour 1.6 CNG	Z 16 YNG	06.06 - 12.11	1598	B/G	69 kW	856	21
COMBO Tour 1.6 CNG	Z 16 YNG	04.05 - 01.11	1598	B/G	71 kW	856	21
COMBO Tour 1.6	Z 16 SE	10.01 - 09.06	1598	B	64 kW	856	21
COMBO Tour 1.6	Z 16 SE	10.01 - 09.06	1598	B	62 kW	856	21
COMBO Tour 1.7 CDTI 16V	Z 17 DTH	07.04 - 12.11	1686	D	74 kW	856	20
COMBO Tour 1.7 DI 16V	Y 17 DTL	10.01 - 06.04	1686	D	48 kW	856	20
COMBO Tour 1.7 DTI 16V	Y 17 DT	10.01 - 06.04	1686	D	55 kW	856	20
CORSA A CC (S83) 1.2 N (F08, M08, F68, M68)	12 NV	01.90 - 03.93	1196	B	38 kW	855	17
CORSA A CC (S83) 1.2 S (F08, M08, F68, M68)	12 ST	09.82 - 02.90	1196	B	40 kW	855	17
CORSA A CC (S83) 1.2 i (F08, M08, F68, M68)	C 12 NZ	09.89 - 03.93	1195	B	33 kW	853	2
CORSA A CC (S83) 1.3 (F08, M08, F68, M68)	13 NB	09.85 - 10.89	1297	B	44 kW	854	8
CORSA A CC (S83) 1.3 S (F08, M08, F68, M68)	13 SB	09.82 - 10.89	1297	B	51 kW	854	8
CORSA A CC (S83) 1.3 i (F08, M08, F68, M68)	C 13 N	09.86 - 09.90	1297	B	44 kW	854	8
CORSA A CC (S83) 1.4 S (F08, M08, F68, M68)	14 NV	01.90 - 03.93	1389	B	53 kW	855	16
CORSA A CC (S83) 1.4 Si (F08, M08, F68, M68)	C 14 SE	09.91 - 03.93	1389	B	60 kW	855	16
CORSA A CC (S83) 1.4 i (F08, M08, F68, M68)	C 14 NZ	01.90 - 03.93	1389	B	44 kW	855	16
CORSA A CC (S83) 1.4 i (F08, M08, F68, M68)	C 14 NZ	01.85 - 03.93	1389	B	40 kW	855	16
CORSA A CC (S83) 1.5 D (F08, M08, F68, M68)	15 D (4EC1)	09.87 - 03.93	1488	D	37 kW	855	14
CORSA A CC (S83) 1.5 TD (F08, M08, F68, M68)	15 DT (T4EC1)	03.88 - 03.93	1488	D	49 kW	855	14
CORSA A CC (S83) 1.6 GSI (F08, M08, F68, M68)	C 16 NZ	09.88 - 08.90	1598	B	60 kW	856	21
CORSA A CC (S83) 1.6 GSI (F08, M08, F68, M68)	C 16 SEI	09.89 - 03.93	1598	B	72 kW	856	21
CORSA A CC (S83) 1.6 GSI (F08, M08, F68, M68)	E 16 SE	05.88 - 03.92	1598	B	74 kW	856	21
CORSA A CC (S83) 1.6 GSI (F08, M08, M68, F68)	C 16 NZ	08.88 - 09.92	1598	B	55 kW	856	21
CORSA A CC (S83) 1.6 GSI Cat (F08, M08, F68, M68)	C 16 SE	02.92 - 03.93	1598	B	74 kW	856	21
CORSA A Kasten/Schrägheck (S83) 1.2 (F08, W5L)	12 NV	08.90 - 07.94	1196	B	37 kW	855	17
CORSA A Kasten/Schrägheck (S83) 1.2 (F08, W5L)	12 ST	02.86 - 04.89	1196	B	40 kW	855	17
CORSA A Kasten/Schrägheck (S83) 1.2 (F08, W5L)	C 12 NZ	08.90 - 07.94	1195	B	33 kW	853	2
CORSA A Kasten/Schrägheck (S83) 1.3 (F08, W5L)	13 NB	02.86 - 04.89	1297	B	44 kW	854	8
CORSA A Kasten/Schrägheck (S83) 1.3 (F08, W5L)	13 SB	02.86 - 04.89	1297	B	51 kW	854	8
CORSA A Kasten/Schrägheck (S83) 1.5 D (F08, W5L)	15 D (4EC1)	06.87 - 07.93	1488	D	37 kW	855	14
CORSA A TR (S83) 1.2 S (F11, M11, M19, F19)	12 ST	09.82 - 03.93	1196	B	40 kW	855	17
CORSA A TR (S83) 1.2 i (F11, M11, F19, M19)	C 12 NZ	09.89 - 03.93	1195	B	33 kW	853	2
CORSA A TR (S83) 1.3 (F11, F19, M11, M19)	13 NB	09.85 - 12.89	1297	B	44 kW	854	8
CORSA A TR (S83) 1.3 (F11, F19, M11, M19)	C 13 N	09.85 - 12.89	1297	B	44 kW	854	8
CORSA A TR (S83) 1.3 S (F11, M11, F19, M19)	13 SB	09.82 - 10.87	1297	B	51 kW	854	8
CORSA A TR (S83) 1.4 S (F11, M11, F19, M19)	14 NV	09.89 - 03.93	1389	B	53 kW	855	16
CORSA A TR (S83) 1.4 i (F11, M11, F19, M19)	C 14 NZ	10.89 - 03.93	1389	B	44 kW	855	16
CORSA A TR (S83) 1.5 D (F11, M11, F19, M19)	15 D (4EC1)	10.87 - 11.92	1488	D	37 kW	855	14
CORSA A TR (S83) 1.5 TD (F11, M11, F19, M19)	15 DT (T4EC1)	10.87 - 03.93	1488	D	49 kW	855	14
CORSA B (S93) 1.2 i (F08, F68, M68)	12 NZ	03.93 - 09.00	1195	B	33 kW	853	2
CORSA B (S93) 1.2 i (F08, F68, M68)	C 12 NZ	03.93 - 09.00	1195	B	33 kW	853	2
CORSA B (S93) 1.2 i (F08, F68, M68)	X 12 SZ	03.93 - 09.00	1195	B	33 kW	853	2
CORSA B (S93) 1.2 i 16V (F08, F68, M68)	X 12 XE	03.98 - 09.00	1199	B	48 kW	853	3
CORSA B (S93) 1.3 (F08, F68, M68)	13 NB	01.96 - 12.02	1297	B	44 kW	854	8
CORSA B (S93) 1.4 (F08, F68, M68)	C 14 SE	04.93 - 08.94	1389	B	54 kW	855	16
CORSA B (S93) 1.4 Si (F08, F68, M68)	C 14 SE	03.93 - 09.00	1389	B	60 kW	855	16
CORSA B (S93) 1.4 i (F08, F68, M68)	C 14 NZ	03.93 - 09.00	1389	B	44 kW	855	16
CORSA B (S93) 1.4 i (F08, F68, M68)	C 14 NZ	03.93 - 09.00	1389	B	40 kW	855	16
CORSA B (S93) 1.4 i (F08, F68, M68)	X 14 SZ	03.93 - 09.00	1389	B	44 kW	855	16
CORSA B (S93) 1.4 i (F08, F68, M68)	X 14 SZ	03.93 - 09.00	1389	B	40 kW	855	16
CORSA B (S93) 1.4 i 16V (F08, F68, M68)	C 14 SEL	08.97 - 09.00	1389	B	63 kW	855	16
CORSA B (S93) 1.4 i 16V (F08, F68, M68)	X 14 XE	09.94 - 09.00	1389	B	66 kW	855	16
CORSA B (S93) 1.5 D (F08, F68, M68)	15 D (4EC1)	03.93 - 09.00	1488	D	37 kW	855	14
CORSA B (S93) 1.5 D (F08, F68, M68)	15 D	03.93 - 09.00	1488	D	37 kW	855	13
CORSA B (S93) 1.5 TD (F08, F68, M68)	15 DT (T4EC1)	03.93 - 09.00	1488	D	49 kW	855	14
CORSA B (S93) 1.5 TD (F08, F68, M68)	15 DT	03.93 - 09.00	1488	D	49 kW	855	13
CORSA B (S93) 1.5 TD (F08, F68, M68)	X 15 DT (T4EC1)	03.93 - 09.00	1488	D	49 kW	855	14
CORSA B (S93) 1.6 GSI 16V (F08, F68, M68)	C 16 XE	03.93 - 09.00	1598	B	80 kW	856	21
CORSA B (S93) 1.6 i 16V (F08, F68, M68)	C 16 SEL	08.97 - 09.00	1598	B	74 kW	856	21
CORSA B (S93) 1.6 i 16V (F08, F68, M68)	X 16 XE	09.94 - 09.00	1598	B	78 kW	856	21








							
CORSA B (S93) 1.7 D (F08, F68, M68)	17 D (4EE1)	02.96 - 09.00	1686	D	44 kW	856	20
CORSA B (S93) 1.7 D (F08, F68, M68)	X 17 D (4EE1)	02.96 - 09.00	1686	D	44 kW	856	20
CORSA B Kasten/Schrägheck (S93) 1.2 (F08, W5L)	C 12 NZ	08.94 - 12.01	1195	B	33 kW	853	2
CORSA B Kasten/Schrägheck (S93) 1.3 (F08, W5L)	13 NB	01.98 - 12.01	1297	B	44 kW	854	8
CORSA B Kasten/Schrägheck (S93) 1.4 i (F08, W5L)	C 14 NZ	08.99 - 09.00	1389	B	44 kW	855	16
CORSA B Kasten/Schrägheck (S93) 1.4 i (F08, W5L)	X 14 SZ	08.99 - 09.00	1389	B	44 kW	855	16
CORSA B Kasten/Schrägheck (S93) 1.5 D (F08, W5L)	15 D (4EC1)	09.94 - 05.97	1488	D	37 kW	855	14
CORSA B Kasten/Schrägheck (S93) 1.5 D (F08, W5L)	15 D	09.94 - 05.97	1488	D	37 kW	855	13
CORSA B Kasten/Schrägheck (S93) 1.7 D (F08, W5L)	17 D (4EE1)	08.99 - 09.00	1686	D	44 kW	856	20
CORSA B Kasten/Schrägheck (S93) 1.7 D (F08, W5L)	X 17 D (4EE1)	08.99 - 09.00	1686	D	44 kW	856	20
CORSA B Kombi (S93) 1.2 i 16V (F35)	X 12 XE	04.98 - 07.00	1199	B	48 kW	853	3
CORSA B Kombi (S93) 1.4 i 16V (F35)	X 14 XE	01.99 - 12.02	1389	B	66 kW	855	16
CORSA B Kombi (S93) 1.5 TD (F35)	X 15 DT (T4EC1)	04.98 - 07.00	1488	D	49 kW	855	14
CORSA B Kombi (S93) 1.7 D (F35)	X 17 D (4EE1)	01.99 - 12.02	1686	D	44 kW	856	20
CORSA C (X01) 1.2 (F08, F68)	Z 12 XE	09.00 - 12.09	1199	B	55 kW	853	3
CORSA C (X01) 1.2 Twinport (F08, F68)	Z 12 XEP	07.04 - 12.09	1229	B	59 kW	854	7
CORSA C (X01) 1.3 CDTI (F08, F68)	Y 13 DT	06.03 - 12.09	1248	D	51 kW	853	1
CORSA C (X01) 1.3 CDTI (F08, F68)	Z 13 DT	06.03 - 12.09	1248	D	51 kW	853	1
CORSA C (X01) 1.4 (F08, F68)	14 SE	01.02 - 12.09	1389	B	60 kW	855	16
CORSA C (X01) 1.4 (F08, F68)	Z 14 XE	09.00 - 12.09	1389	B	66 kW	855	16
CORSA C (X01) 1.4 Twinport (F08, F68)	Z 14 XEP	06.03 - 12.09	1364	B	66 kW	854	7
CORSA C (X01) 1.6 (F08, F68)	Y 16 YNG	01.03 - 12.07	1598	B	69 kW	856	21
CORSA C (X01) 1.6 (F08, F68)	Z 16 SE	01.03 - 12.07	1598	B	69 kW	856	21
CORSA C (X01) 1.6 (F08, F68)	Z 16 SE	09.00 - 12.09	1598	B	62 kW	856	21
CORSA C (X01) 1.6 (F08, F68)	Z 16 YNG	01.03 - 12.07	1598	B	69 kW	856	21
CORSA C (X01) 1.7 CDTI (F08, F68)	Z 17 DTH	06.03 - 12.09	1686	D	74 kW	856	20
CORSA C (X01) 1.7 DI (F08, F68)	Y 17 DTL	09.00 - 12.09	1686	D	48 kW	856	20
CORSA C (X01) 1.7 DTI (F08, F68)	Y 17 DT	09.00 - 12.09	1686	D	55 kW	856	20
CORSA C (X01) 1.8 (F08, F68)	Z 18 XEL	01.02 - 12.09	1796	B	79 kW	858	33
CORSA C (X01) 1.8 (F08, F68)	Z 18 XE	09.00 - 12.09	1796	B	92 kW	858	33
CORSA C Kasten/Schrägheck (X01) 1.2 (F08, W5L)	Z 12 XEP	07.05 - 06.06	1229	B	59 kW	854	7
CORSA C Kasten/Schrägheck (X01) 1.2 16V (F08, W5L)	Z 12 XE	09.00 - 07.03	1199	B	55 kW	853	3
CORSA C Kasten/Schrägheck (X01) 1.3 CDTI 16V (F08, W5L)	Z 13 DT	07.05 - 06.06	1248	D	51 kW	853	1
CORSA C Kasten/Schrägheck (X01) 1.3 CDTI 16V (F08, W5L)	Z 13 DT	07.05 - 06.06	1248	D	59 kW	853	1
CORSA C Kasten/Schrägheck (X01) 1.4 (W5L, F08)	Z 14 XEP	08.03 - 06.12	1364	B	66 kW	854	7
CORSA C Kasten/Schrägheck (X01) 1.7 CDTi (F08, W5L)	Z 17 DTH	08.03 - 12.12	1686	D	74 kW	856	20
CORSA C Kasten/Schrägheck (X01) 1.7 DI 16V (F08, W5L)	Y 17 DTL	09.00 - 07.03	1686	D	48 kW	856	20
CORSA C Kasten/Schrägheck (X01) 1.7 DTI 16V (F08, W5L)	Y 17 DT	09.00 - 07.03	1686	D	55 kW	856	20
CORSA C Stufenheck (X01) 1.6	Z 16 SE	01.03 - 12.07	1598	B	69 kW	856	21
CORSA C Stufenheck (X01) 1.7 CDTi	Z 17 DTH	01.05 - 12.08	1686	D	74 kW	856	20
CORSA CLASSIC Stufenheck 1.3	13 NB	01.97 - 12.02	1297	B	44 kW	854	8
CORSA CLASSIC Stufenheck 1.4	C 14 NZ	08.94 - 07.02	1389	B	44 kW	855	16
CORSA CLASSIC Stufenheck 1.4	Z 14 XEP	07.00 - 12.03	1364	B	66 kW	854	7
CORSA CLASSIC Stufenheck 1.4	Z 14 XE	07.00 - 05.01	1389	B	66 kW	855	16
CORSA CLASSIC Stufenheck 1.6	C 16 SEL	01.00 - 12.03	1598	B	74 kW	856	21
CORSA CLASSIC Stufenheck 1.8	Z 18 XEL	01.02 - 12.05	1796	B	79 kW	858	33
CORSA D (S07) 1.0 (L08, L68)	A 10 XEP	12.09 - 08.14	998	B	48 kW	853	5
CORSA D (S07) 1.2 (L08, L68)	A 12 XEL	12.09 - 08.14	1229	B	51 kW	853	6
CORSA D (S07) 1.2 (L08, L68)	A 12 XER	12.09 - 08.14	1229	B	63 kW	853	6
CORSA D (S07) 1.2 (L08, L68)	Z 12 XEP	07.06 - 08.14	1229	B	59 kW	854	7
CORSA D (S07) 1.2 LPG (L08, L68)	A 12 XER	06.11 - 08.14	1229	B/G	61 kW	853	6
CORSA D (S07) 1.2 LPG (L08, L68)	A 12 XER	06.11 - 08.14	1229	B/G	63 kW	853	6
CORSA D (S07) 1.2 LPG (L08, L68)	Z 12 XEP	08.06 - 08.14	1229	B/G	59 kW	854	7
CORSA D (S07) 1.2 LPG (L08, L68)	Z 12 XEP	09.09 - 12.11	1229	B/G	55 kW	854	7
CORSA D (S07) 1.3 CDTI (L08, L68)	A 13 DTC	07.06 - 08.14	1248	D	55 kW	853	1
CORSA D (S07) 1.3 CDTI (L08, L68)	A 13 DTE	06.09 - 08.14	1248	D	70 kW	853	1
CORSA D (S07) 1.3 CDTI (L08, L68)	A 13 DTR	06.09 - 08.14	1248	D	70 kW	853	1
CORSA D (S07) 1.3 CDTI (L08, L68)	Z 13 DTE	06.09 - 08.14	1248	D	70 kW	853	1
CORSA D (S07) 1.3 CDTI (L08, L68)	Z 13 DTH	07.06 - 06.11	1248	D	66 kW	853	1
CORSA D (S07) 1.3 CDTI (L08, L68)	Z 13 DTJ	07.06 - 08.14	1248	D	55 kW	853	1
CORSA D (S07) 1.4 (L08, L68)	A 14 NEL	07.12 - 08.14	1364	B	88 kW	853	4
CORSA D (S07) 1.4 (L08, L68)	A 14 XEL	09.09 - 08.14	1398	B	64 kW	853	6

			ccm		kw		1 POS
CORSA D (S07) 1.4 (L08, L68)	A 14 XER	12.09 - 08.14	1398	B	74 kW	853	6
CORSA D (S07) 1.4 (L08, L68)	Z 14 XEP	07.06 - 08.14	1364	B	66 kW	854	7
CORSA D (S07) 1.4 LPG (L08, L68)	A 14 XEL	09.09 - 08.14	1398	B/G	64 kW	853	6
CORSA D (S07) 1.4 LPG (L08, L68)	Z 14 XEP	08.06 - 12.11	1364	B/G	66 kW	854	7
CORSA D (S07) 1.6 T (L08, L68)	A 16 LET	02.07 - 08.14	1598	B	132 kW	856	19
CORSA D (S07) 1.6 T (L08, L68)	Z 16 LET	02.07 - 08.14	1598	B	132 kW	856	19
CORSA D (S07) 1.6 Turbo (L08, L68)	A 16 LEL	05.07 - 08.14	1598	B	110 kW	856	19
CORSA D (S07) 1.6 Turbo (L08, L68)	A 16 LER	11.06 - 08.14	1598	B	141 kW	856	19
CORSA D (S07) 1.6 Turbo (L08, L68)	A 16 LES	06.11 - 08.14	1598	B	155 kW	856	19
CORSA D (S07) 1.6 Turbo (L08, L68)	B 16 LER	11.06 - 08.14	1598	B	141 kW	856	19
CORSA D (S07) 1.6 Turbo (L08, L68)	B 16 LES	06.11 - 08.14	1598	B	155 kW	856	21
CORSA D (S07) 1.6 Turbo (L08, L68)	Z 16 LEL	05.07 - 08.14	1598	B	110 kW	856	19
CORSA D (S07) 1.6 Turbo (L08, L68)	Z 16 LER	11.06 - 08.14	1598	B	141 kW	856	19
CORSA D (S07) 1.7 CDTI (L08, L68)	A 17 DTS	12.09 - 08.14	1686	D	96 kW	856	20
CORSA D (S07) 1.7 CDTI (L08, L68)	Z 17 DTR	08.06 - 12.11	1686	D	92 kW	856	20
CORSA D Kasten/Schrägheck (S07) 1.0 (L08)	A 10 XEP	01.10 - 08.14	998	B	48 kW	853	5
CORSA D Kasten/Schrägheck (S07) 1.0 (L08)	A 10 XEP	08.06 - 08.14	998	B	44 kW	853	5
CORSA D Kasten/Schrägheck (S07) 1.2 (L08)	A 12 XEL	01.10 - 08.14	1229	B	51 kW	853	6
CORSA D Kasten/Schrägheck (S07) 1.2 (L08)	A 12 XER	06.10 - 08.14	1229	B	63 kW	853	6
CORSA D Kasten/Schrägheck (S07) 1.2 (L08)	Z 12 XEP	08.06 - 08.14	1229	B	59 kW	854	7
CORSA D Kasten/Schrägheck (S07) 1.3 CDTI (L08)	A 13 DTC	07.06 - 08.14	1248	D	55 kW	853	1
CORSA D Kasten/Schrägheck (S07) 1.3 CDTI (L08)	A 13 DTE	11.09 - 08.14	1248	D	70 kW	853	1
CORSA D Kasten/Schrägheck (S07) 1.3 CDTI (L08)	A 13 DTR	11.09 - 08.14	1248	D	70 kW	853	1
CORSA D Kasten/Schrägheck (S07) 1.3 CDTI (L08)	Z 13 DTE	11.09 - 08.14	1248	D	70 kW	853	1
CORSA D Kasten/Schrägheck (S07) 1.3 CDTI (L08)	Z 13 DTH	07.06 - 06.10	1248	D	66 kW	853	1
CORSA D Kasten/Schrägheck (S07) 1.3 CDTI (L08)	Z 13 DTJ	07.06 - 08.14	1248	D	55 kW	853	1
CORSA D Kasten/Schrägheck (S07) 1.4 (L08)	A 14 NEL	07.12 - 08.14	1364	B	88 kW	853	4
CORSA D Kasten/Schrägheck (S07) 1.4 (L08)	A 14 XER	07.12 - 08.14	1398	B	74 kW	853	6
CORSA D Kasten/Schrägheck (S07) 1.6 (L08)	Z 16 LER	07.12 - 08.14	1598	B	141 kW	856	19
CORSA D Kasten/Schrägheck (S07) 1.7 CDTI (L08)	A 17 DTS	07.12 - 08.14	1686	D	96 kW	856	20
CORSA E (X15) 1.2 (08, 68)	B 12 XEL	09.14	1229	B	51 kW	853	6
CORSA E (X15) 1.2 (08, 68)	B 12 XER	09.14	1229	B	51 kW	853	6
CORSA E (X15) 1.3 CDTI (08, 68)	B 13 DTC	09.14	1248	D	55 kW	853	1
CORSA E (X15) 1.3 CDTI (08, 68)	B 13 DTE	09.14	1248	D	55 kW	853	1
CORSA E (X15) 1.3 CDTI (08, 68)	B 13 DTE	09.14	1248	D	70 kW	853	1
CORSA E (X15) 1.3 CDTI (08, 68)	B 13 DTN	09.14	1248	D	55 kW	853	1
CORSA E (X15) 1.3 CDTI (08, 68)	B 13 DTR	09.14	1248	D	70 kW	853	1
CORSA E (X15) 1.4 (08, 68)	B 14 XEL	09.14	1398	B	66 kW	853	6
CORSA E (X15) 1.4 LPG (08, 68)	B 14 XEL	03.15	1398	B/G	66 kW	853	6
CORSA E (X15) 1.4 LPG (08, 68)	B 14 XEL	11.15	1398	B/G	64 kW	853	6
CORSA E (X15) 1.6 Turbo (08, 68)	B 16 LER	03.15	1598	B	152 kW	856	19
CORSA E (X15) 1.6 Turbo (08, 68)	B 16 LES	03.15	1598	B	152 kW	856	21
CORSA E Kasten/Schrägheck (X15) 1.2 (08)	B 12 XEL	01.15	1229	B	51 kW	853	6
CORSA E Kasten/Schrägheck (X15) 1.3 CDTI (08)	B 13 DTC	01.15	1248	D	55 kW	853	1
CORSA E Kasten/Schrägheck (X15) 1.3 CDTI (08)	B 13 DTE	01.15	1248	D	55 kW	853	1
CORSA E Kasten/Schrägheck (X15) 1.3 CDTI (08)	B 13 DTE	09.14	1248	D	70 kW	853	1
CORSA E Kasten/Schrägheck (X15) 1.3 CDTI (08)	B 13 DTN	01.15	1248	D	55 kW	853	1
CORSA E Kasten/Schrägheck (X15) 1.3 CDTI (08)	B 13 DTR	09.14	1248	D	70 kW	853	1
CORSA E Kasten/Schrägheck (X15) 1.4 (08)	B 14 XEL	09.14	1398	B	66 kW	853	6
CORSA F (P2JO) 1.2 (68)	F 12 XEL (EB2FAD)	07.19	1199	B	55 kW	854	11
CORSA F (P2JO) 1.2 (68)	F 12 XHL (EB2ADTD)	07.19	1199	B	74 kW	854	11
CORSA F (P2JO) 1.2 (68)	F 12 XHT (EB2ADTS)	07.19	1199	B	96 kW	854	11
CORSA F (P2JO) 1.5 (68)	D 15 DT (DV5RD)	07.19	1499	D	75 kW	855	12
CORSA F Kasten/Schrägheck 1.2 (68)	F 12 XEL (EB2FAD)	07.19	1199	B	55 kW	854	11
CORSA F Kasten/Schrägheck 1.5 (68)	D 15 DT (DV5RD)	07.19	1499	D	75 kW	855	12
CORSA Utility Pick-up 1.3	13 NB	01.96 - 12.02	1297	B	44 kW	854	8
CORSA Utility Pick-up 1.4	Z 14 XE	01.03 - 12.10	1389	B	66 kW	855	16
CORSA Utility Pick-up 1.4	Z 14 XE	07.00 - 12.03	1389	B	66 kW	855	16
CORSA Utility Pick-up 1.7 DTi	Y 17 DT	01.03 - 12.10	1686	D	55 kW	856	20
CORSA Utility Pick-up 1.7 DTi	Y 17 DT	08.01 - 06.04	1686	D	55 kW	856	20
CORSA Utility Pick-up 1.7 D	X 17 D (4EE1)	01.03 - 12.06	1686	D	42 kW	856	20
CORSA Utility Pick-up 1.7 Di	Y 17 DTL	11.01 - 06.04	1686	D	48 kW	856	20








CORSA Utility Pick-up 1.8	Z 18 XEL	01.03 - 12.10	1796	B	79 kW	858	33
CROSSLAND X / CROSSLAND (P17, P2QO) 1.2 (75)	B 12 XE (EB2F)	03.17	1199	B	60 kW	854	9
CROSSLAND X / CROSSLAND (P17, P2QO) 1.2 (75)	B 12 XHL (EB2DT)	03.17	1199	B	81 kW	854	9
CROSSLAND X / CROSSLAND (P17, P2QO) 1.2 (75)	B 12 XHT (EB2DTS)	03.17	1199	B	96 kW	854	9
CROSSLAND X / CROSSLAND (P17, P2QO) 1.2 (75)	B 12 XHT (EB2DTS)	03.17	1199	B	81 kW	854	9
CROSSLAND X / CROSSLAND (P17, P2QO) 1.2 (75)	D 12 XE (EB2FA)	03.17	1199	B	60 kW	854	11
CROSSLAND X / CROSSLAND (P17, P2QO) 1.2 (75)	D 12 XHL (EB2ADT)	03.17	1199	B	81 kW	854	11
CROSSLAND X / CROSSLAND (P17, P2QO) 1.2 (75)	D 12 XHT (EB2ADTS)	03.17	1199	B	96 kW	854	11
CROSSLAND X / CROSSLAND (P17, P2QO) 1.2 (75)	F 12 XHL (EB2ADT)	03.17	1199	B	81 kW	854	11
CROSSLAND X / CROSSLAND (P17, P2QO) 1.2 (75)	F 12 XHL (EB2ADTD)	03.17	1199	B	81 kW	854	11
CROSSLAND X / CROSSLAND (P17, P2QO) 1.2 (75)	F 12 XHT (EB2ADTS)	03.17	1199	B	96 kW	854	11
CROSSLAND X / CROSSLAND (P17, P2QO) 1.2 LPG (75)	B 12 XE (EB2F)	10.17	1199	B/G	60 kW	854	9
CROSSLAND X / CROSSLAND (P17, P2QO) 1.2	F 12 XE (EB2FA)	07.19	1199	B	61 kW	854	11
CROSSLAND X / CROSSLAND (P17, P2QO) 1.5 Turbo D (75)	D 15 DT (DV5RD)	06.18	1499	D	75 kW	855	12
CROSSLAND X / CROSSLAND (P17, P2QO) 1.5 Turbo D (75)	D 15 DTH (DV5RC)	08.18	1499	D	88 kW	855	12
CROSSLAND X / CROSSLAND (P17, P2QO) 1.6 Turbo D (75)	B 16 DT (DV6FD)	03.17	1560	D	73 kW	854	10
CROSSLAND X / CROSSLAND (P17, P2QO) 1.6 Turbo D (75)	B 16 DTH (DV6FC)	03.17	1560	D	88 kW	854	10
CROSSLAND X / CROSSLAND (P17, P2QO) 1.6 Turbo D (75)	B 16 DTH (DV6FC)	08.17	1560	D	85 kW	854	10
CROSSLAND X Van 1.2 (75)	D 12 XHL (EB2ADT)	07.19	1199	B	81 kW	854	11
CROSSLAND X Van 1.2 (75)	F 12 XE (EB2FA)	07.19	1199	B	61 kW	854	11
CROSSLAND X Van 1.2 (75)	F 12 XHL (EB2ADT)	07.19	1199	B	81 kW	854	11
CROSSLAND X Van 1.2 (75)	F 12 XHL (EB2ADTD)	07.19	1199	B	81 kW	854	11
CROSSLAND X Van 1.5 (75)	D 15 DT (DV5RD)	06.18	1499	D	75 kW	855	12
FRONTERA A (U92) 2.0 i	C 20 NE	05.93 - 08.98	1998	B	85 kW	863	52
FRONTERA A (U92) 2.0 i	X 20 SE	05.93 - 08.98	1998	B	85 kW	863	52
FRONTERA A (U92) 2.2 i (54MWL4)	X 22 XE	03.95 - 10.98	2198	B	100 kW	863	53
FRONTERA A Sport (U92) 2.0 i (52SUD2, 55SUD2)	C 20 NE	03.92 - 10.98	1998	B	85 kW	863	52
FRONTERA A Sport (U92) 2.0 i (52SUD2, 55SUD2)	X 20 SE	03.92 - 10.98	1998	B	85 kW	863	52
FRONTERA B (U99) 2.2 DTi (6B_66, 6B_76)	Y 22 DTH	09.02 - 07.04	2171	D	88 kW	861	44
FRONTERA B (U99) 2.2 DTi (6B_ZC, 6B_VF, 6B_66, 6B_76)	X 22 DTH	09.98 - 12.03	2171	D	85 kW	861	44
FRONTERA B (U99) 2.2 DTi (6B_ZC, 6B_VF, 6B_66, 6B_76)	Y 22 DTH	09.98 - 12.03	2171	D	85 kW	861	44
FRONTERA B (U99) 2.2 i (6B_ZC, 6B_VF, 6B_66, 6B_76)	X 22 SE	10.98 - 07.04	2198	B	100 kW	863	52
FRONTERA B (U99) 2.2 i (6B_ZC, 6B_VF, 6B_66, 6B_76)	Y 22 SE	10.98 - 07.04	2198	B	100 kW	863	52
GRANDLAND / GRANDLAND X (A18, P1UO) 1.2 (75)	B 12 XHT (EB2DTS)	06.17	1199	B	96 kW	854	9
GRANDLAND / GRANDLAND X (A18, P1UO) 1.2 (75)	D 12 XHT (EB2ADTS)	06.17	1199	B	96 kW	854	11
GRANDLAND / GRANDLAND X (A18, P1UO) 1.2 (75)	F 12 XHT (EB2ADTS)	06.17	1199	B	96 kW	854	11
GRANDLAND / GRANDLAND X (A18, P1UO) 1.5 Turbo D (75)	D 15 DT (DV5RD)	06.18	1499	D	75 kW	855	12
GRANDLAND / GRANDLAND X (A18, P1UO) 1.5 Turbo D (75)	D 15 DTH (DV5RC)	04.18	1499	D	96 kW	855	12
GRANDLAND / GRANDLAND X (A18, P1UO) 1.6 Turbo D (75)	B 16 DTH (DV6FC)	06.17	1560	D	88 kW	854	10
GRANDLAND / GRANDLAND X (A18, P1UO) 2.0 D (75)	D 20 DTH (DW10FC)	11.17	1997	D	130 kW	862	47
GRANDLAND X Van 1.2 (75)	D 12 XHT (EB2ADTS)	04.18	1199	B	96 kW	854	11
GRANDLAND X Van 1.5 (75)	D 15 DTH (DV5RC)	04.18	1499	D	96 kW	855	12
GRANDLAND X Van 2.0 CDTi (75)	D 20 DTH (DW10FC)	11.17	1997	D	130 kW	862	47
INSIGNIA A (G09) 1.4 (68)	A 14 NET	04.11 - 03.17	1364	B	103 kW	853	4
INSIGNIA A (G09) 1.4 (68)	B 14 NET	04.11 - 03.17	1364	B	103 kW	853	4
INSIGNIA A (G09) 1.4 LPG (68)	A 14 NET	07.12 - 03.17	1364	B/G	103 kW	853	4
INSIGNIA A (G09) 1.4 LPG (68)	B 14 NET	07.12 - 03.17	1364	B/G	103 kW	853	4
INSIGNIA A (G09) 1.6 (68)	A 16 XER	07.08 - 03.17	1598	B	85 kW	856	21
INSIGNIA A (G09) 1.6 CDTi (68)	B 16 DTH	07.15 - 03.17	1598	D	100 kW	857	23
INSIGNIA A (G09) 1.6 CDTi (68)	B 16 DTH	07.15 - 03.17	1598	D	88 kW	857	23
INSIGNIA A (G09) 1.6 SIDI (68)	A 16 XHT	03.13 - 03.17	1598	B	125 kW	856	19
INSIGNIA A (G09) 1.6 Turbo (68)	A 16 LET	07.08 - 03.17	1598	B	132 kW	856	19
INSIGNIA A (G09) 1.8 (68)	A 18 XER	07.08 - 03.17	1796	B	103 kW	858	33
INSIGNIA A (G09) 1.8 (68)	B 18 XER	07.08 - 03.17	1796	B	103 kW	859	34
INSIGNIA A (G09) 2.0 Biturbo CDTi (68)	A 20 DTR	01.12 - 03.17	1956	D	143 kW	860	41
INSIGNIA A (G09) 2.0 Biturbo CDTi (68)	A 20 DTR	07.08 - 12.11	1956	D	140 kW	860	41
INSIGNIA A (G09) 2.0 Biturbo CDTi 4x4 (68)	A 20 DTR	01.12 - 03.17	1956	D	143 kW	860	41
INSIGNIA A (G09) 2.0 Biturbo CDTi 4x4 (68)	A 20 DTR	05.09 - 12.11	1956	D	140 kW	860	41
INSIGNIA A (G09) 2.0 CDTi (68)	A 20 DTC	07.08 - 03.17	1956	D	81 kW	860	41
INSIGNIA A (G09) 2.0 CDTi (68)	A 20 DTE	06.13 - 03.17	1956	D	103 kW	860	41
INSIGNIA A (G09) 2.0 CDTi (68)	A 20 DTE	03.12 - 03.17	1956	D	88 kW	860	41
INSIGNIA A (G09) 2.0 CDTi (68)	A 20 DTH	07.13 - 03.17	1956	D	120 kW	860	41

			ccm		kw		1 POS
INSIGNIA A (G09) 2.0 CDTi (68)	A 20 DTH	07.08 - 03.17	1956	D	118 kW	860	41
INSIGNIA A (G09) 2.0 CDTi (68)	A 20 DTJ	07.08 - 03.17	1956	D	96 kW	860	41
INSIGNIA A (G09) 2.0 CDTi (68)	A 20 DTL	07.08 - 03.17	1956	D	81 kW	860	41
INSIGNIA A (G09) 2.0 CDTi (68)	A 20 DT	07.08 - 03.17	1956	D	96 kW	860	41
INSIGNIA A (G09) 2.0 CDTi (68)	B 20 DTH	11.14 - 03.17	1956	D	125 kW	860	41
INSIGNIA A (G09) 2.0 CDTi 4x4 (68)	A 20 DTH	07.13 - 03.17	1956	D	120 kW	860	41
INSIGNIA A (G09) 2.0 CDTi 4x4 (68)	A 20 DTH	06.10 - 03.17	1956	D	118 kW	860	41
INSIGNIA A (G09) 2.0 CDTi 4x4 (68)	B 20 DTH	11.14 - 03.17	1956	D	125 kW	860	41
INSIGNIA A Country Tourer (G09) 1.6 CDTi (47)	B 16 DTH	07.15 - 03.17	1598	D	100 kW	857	23
INSIGNIA A Country Tourer (G09) 1.6 SIDI (47)	A 16 XHT	07.14 - 03.17	1598	B	125 kW	856	19
INSIGNIA A Country Tourer (G09) 2.0 CDTi (47)	A 20 DTE	03.12 - 03.17	1956	D	88 kW	860	41
INSIGNIA A Country Tourer (G09) 2.0 CDTi (47)	A 20 DTH	07.14 - 03.17	1956	D	120 kW	860	41
INSIGNIA A Country Tourer (G09) 2.0 CDTi (47)	A 20 DTJ	07.08 - 03.17	1956	D	96 kW	860	41
INSIGNIA A Country Tourer (G09) 2.0 CDTi (47)	A 20 DT	07.08 - 03.17	1956	D	96 kW	860	41
INSIGNIA A Country Tourer (G09) 2.0 CDTi (47)	B 20 DTH	11.14 - 03.17	1956	D	125 kW	860	41
INSIGNIA A Country Tourer (G09) 2.0 CDTi 4x4 (47)	A 20 DTH	09.13 - 03.17	1956	D	120 kW	860	41
INSIGNIA A Country Tourer (G09) 2.0 CDTi 4x4 (47)	A 20 DTR	09.13 - 03.17	1956	D	143 kW	860	41
INSIGNIA A Country Tourer (G09) 2.0 CDTi 4x4 (47)	B 20 DTH	11.14 - 03.17	1956	D	125 kW	860	41
INSIGNIA A Sports Tourer (G09) 1.4 (35)	A 14 NET	04.11 - 03.17	1364	B	103 kW	853	4
INSIGNIA A Sports Tourer (G09) 1.4 (35)	B 14 NET	04.11 - 03.17	1364	B	103 kW	853	4
INSIGNIA A Sports Tourer (G09) 1.4 LPG (35)	A 14 NET	09.12 - 03.17	1364	B/G	103 kW	853	4
INSIGNIA A Sports Tourer (G09) 1.4 LPG (35)	B 14 NET	09.12 - 03.17	1364	B/G	103 kW	853	4
INSIGNIA A Sports Tourer (G09) 1.6 (35)	A 16 XER	07.08 - 06.12	1598	B	85 kW	856	21
INSIGNIA A Sports Tourer (G09) 1.6 CDTi (35)	B 16 DTH	07.15 - 01.17	1598	D	88 kW	857	23
INSIGNIA A Sports Tourer (G09) 1.6 CDTi (35)	B 16 DTH	07.15 - 12.16	1598	D	100 kW	857	23
INSIGNIA A Sports Tourer (G09) 1.6 SIDI (35)	A 16 XHT	06.13 - 03.17	1598	B	125 kW	856	19
INSIGNIA A Sports Tourer (G09) 1.6 Turbo (35)	A 16 LET	01.09 - 06.13	1598	B	132 kW	856	19
INSIGNIA A Sports Tourer (G09) 1.8 (35)	A 18 XER	07.08 - 03.17	1796	B	103 kW	858	33
INSIGNIA A Sports Tourer (G09) 1.8 (35)	B 18 XER	07.08 - 03.17	1796	B	103 kW	859	34
INSIGNIA A Sports Tourer (G09) 2.0 Biturbo CDTi (35)	A 20 DTR	01.12 - 06.15	1956	D	143 kW	860	41
INSIGNIA A Sports Tourer (G09) 2.0 Biturbo CDTi (35)	A 20 DTR	07.08 - 03.17	1956	D	140 kW	860	41
INSIGNIA A Sports Tourer (G09) 2.0 Biturbo CDTi 4x4 (35)	A 20 DTR	01.12 - 06.15	1956	D	143 kW	860	41
INSIGNIA A Sports Tourer (G09) 2.0 Biturbo CDTi 4x4 (35)	A 20 DTR	07.08 - 03.17	1956	D	140 kW	860	41
INSIGNIA A Sports Tourer (G09) 2.0 CDTi (35)	A 20 DTC	07.08 - 06.13	1956	D	81 kW	860	41
INSIGNIA A Sports Tourer (G09) 2.0 CDTi (35)	A 20 DTE	07.13 - 06.15	1956	D	103 kW	860	41
INSIGNIA A Sports Tourer (G09) 2.0 CDTi (35)	A 20 DTE	03.12 - 06.15	1956	D	88 kW	860	41
INSIGNIA A Sports Tourer (G09) 2.0 CDTi (35)	A 20 DTH	07.13 - 06.15	1956	D	120 kW	860	41
INSIGNIA A Sports Tourer (G09) 2.0 CDTi (35)	A 20 DTH	07.08 - 06.15	1956	D	118 kW	860	41
INSIGNIA A Sports Tourer (G09) 2.0 CDTi (35)	A 20 DTJ	07.08 - 06.15	1956	D	96 kW	860	41
INSIGNIA A Sports Tourer (G09) 2.0 CDTi (35)	A 20 DTL	07.08 - 06.13	1956	D	81 kW	860	41
INSIGNIA A Sports Tourer (G09) 2.0 CDTi (35)	A 20 DT	07.08 - 06.15	1956	D	96 kW	860	41
INSIGNIA A Sports Tourer (G09) 2.0 CDTi (35)	B 20 DTH	11.14 - 12.16	1956	D	125 kW	860	41
INSIGNIA A Sports Tourer (G09) 2.0 CDTi 4x4 (35)	A 20 DTH	07.13 - 06.15	1956	D	120 kW	860	41
INSIGNIA A Sports Tourer (G09) 2.0 CDTi 4x4 (35)	A 20 DTH	06.10 - 06.15	1956	D	118 kW	860	41
INSIGNIA A Sports Tourer (G09) 2.0 CDTi 4x4 (35)	B 20 DTH	11.14 - 12.16	1956	D	125 kW	860	41
INSIGNIA A Stufenheck (G09) 1.4 (69)	A 14 NET	04.11 - 03.17	1364	B	103 kW	853	4
INSIGNIA A Stufenheck (G09) 1.4 (69)	B 14 NET	04.11 - 03.17	1364	B	103 kW	853	4
INSIGNIA A Stufenheck (G09) 1.4 LPG (69)	A 14 NET	07.12 - 03.17	1364	B/G	103 kW	853	4
INSIGNIA A Stufenheck (G09) 1.4 LPG (69)	B 14 NET	07.12 - 03.17	1364	B/G	103 kW	853	4
INSIGNIA A Stufenheck (G09) 1.6 (69)	A 16 XER	07.08 - 03.17	1598	B	85 kW	856	21
INSIGNIA A Stufenheck (G09) 1.6 CDTi (69)	B 16 DTH	07.15 - 03.17	1598	D	88 kW	857	23
INSIGNIA A Stufenheck (G09) 1.6 CDTi (69)	B 16 DTH	07.15 - 03.17	1598	D	100 kW	857	23
INSIGNIA A Stufenheck (G09) 1.6 SIDI (69)	A 16 XHT	03.13 - 03.17	1598	B	125 kW	856	19
INSIGNIA A Stufenheck (G09) 1.6 Turbo (69)	A 16 LET	07.08 - 03.17	1598	B	132 kW	856	19
INSIGNIA A Stufenheck (G09) 1.8 (69)	A 18 XER	07.08 - 03.17	1796	B	103 kW	858	33
INSIGNIA A Stufenheck (G09) 1.8 (69)	B 18 XER	07.08 - 03.17	1796	B	103 kW	859	34
INSIGNIA A Stufenheck (G09) 2.0 Biturbo CDTi (69)	A 20 DTR	01.12 - 03.17	1956	D	143 kW	860	41
INSIGNIA A Stufenheck (G09) 2.0 Biturbo CDTi (69)	A 20 DTR	07.08 - 12.11	1956	D	140 kW	860	41
INSIGNIA A Stufenheck (G09) 2.0 Biturbo CDTi 4x4 (69)	A 20 DTR	01.12 - 03.17	1956	D	143 kW	860	41
INSIGNIA A Stufenheck (G09) 2.0 Biturbo CDTi 4x4 (69)	A 20 DTR	07.08 - 12.11	1956	D	140 kW	860	41
INSIGNIA A Stufenheck (G09) 2.0 CDTi (69)	A 20 DTC	07.08 - 03.17	1956	D	81 kW	860	41
INSIGNIA A Stufenheck (G09) 2.0 CDTi (69)	A 20 DTE	06.13 - 03.17	1956	D	103 kW	860	41








INSIGNIA A Stufenheck (G09) 2.0 CDTI (69)	A 20 DTE	03.12 - 03.17	1956	D	88 kW	860	41
INSIGNIA A Stufenheck (G09) 2.0 CDTI (69)	A 20 DTH	07.13 - 03.17	1956	D	120 kW	860	41
INSIGNIA A Stufenheck (G09) 2.0 CDTI (69)	A 20 DTH	07.08 - 03.17	1956	D	118 kW	860	41
INSIGNIA A Stufenheck (G09) 2.0 CDTI (69)	A 20 DTJ	07.08 - 03.17	1956	D	96 kW	860	41
INSIGNIA A Stufenheck (G09) 2.0 CDTI (69)	A 20 DTL	07.08 - 03.17	1956	D	81 kW	860	41
INSIGNIA A Stufenheck (G09) 2.0 CDTI (69)	A 20 DT	07.08 - 03.17	1956	D	96 kW	860	41
INSIGNIA A Stufenheck (G09) 2.0 CDTI (69)	B 20 DTH	11.14 - 03.17	1956	D	125 kW	860	41
INSIGNIA A Stufenheck (G09) 2.0 CDTI 4x4 (69)	A 20 DTH	07.13 - 03.17	1956	D	120 kW	860	41
INSIGNIA A Stufenheck (G09) 2.0 CDTI 4x4 (69)	A 20 DTH	06.10 - 03.17	1956	D	118 kW	860	41
INSIGNIA A Stufenheck (G09) 2.0 CDTI 4x4 (69)	B 20 DTH	11.14 - 03.17	1956	D	125 kW	860	41
INSIGNIA B Country Tourer (Z18) 2.0 GSi 4x4 (47)	D 20 DTR	01.18	1956	D	154 kW	860	41
INSIGNIA B Grand Sport (Z18) 1.6 CDTI (68)	B 16 DTH	03.17	1598	D	100 kW	857	23
INSIGNIA B Grand Sport (Z18) 2.0 CDTI (68)	B 20 DTH	03.17	1956	D	125 kW	860	41
INSIGNIA B Grand Sport (Z18) 2.0 CDTI 4x4 (68)	B 20 DTH	03.17	1956	D	125 kW	860	41
INSIGNIA B Grand Sport (Z18) 2.0 GSi 4x4 (68)	D 20 DTR	03.17	1956	D	154 kW	860	41
INSIGNIA B Sports Tourer (Z18) 1.6 CDTi (35)	B 16 DTH	03.17	1598	D	100 kW	857	23
INSIGNIA B Sports Tourer (Z18) 2.0 CDTi (35)	B 20 DTH	03.17	1956	D	125 kW	860	41
INSIGNIA B Sports Tourer (Z18) 2.0 CDTi 4x4 (35)	B 20 DTH	03.17	1956	D	125 kW	860	41
INSIGNIA B Sports Tourer (Z18) 2.0 GSi 4x4 (35)	D 20 DTR	03.17	1956	D	154 kW	860	41
INSIGNIA B Sports Tourer Combi Van (Z18) CDTi ECOTEC	B 16 DTH	03.17	1598	D	100 kW	857	23
KADETT B Coupe 1.5	15 NT	08.71 - 07.73	1488	B	47 kW	858	28
KADETT CC 1.6	X 16 SZR	03.95 - 05.00	1598	B	55 kW	856	21
KADETT CC 1.8 i	C 18 NZ	05.96 - 07.99	1796	B	66 kW	861	45
KADETT CC 2.0 i	C 20 NE	09.94 - 05.00	1998	B	85 kW	863	52
KADETT D (31_34_41_44_) 1.2	12 ST	08.82 - 08.84	1196	B	40 kW	855	17
KADETT D (31_34_41_44_) 1.3 N	13 N	08.79 - 08.84	1297	B	44 kW	854	8
KADETT D (31_34_41_44_) 1.3 S	13 S	08.79 - 08.84	1297	B	55 kW	854	8
KADETT D (31_34_41_44_) 1.6 D	16 D	03.82 - 08.84	1598	D	40 kW	857	24
KADETT D (31_34_41_44_) 1.6 S	16 SH	09.81 - 08.84	1598	B	66 kW	857	24
KADETT D (31_34_41_44_) 1.8 GT/E	18 E	02.83 - 08.84	1796	B	85 kW	861	45
KADETT D (32_37_39_42) 1.3 N	C 13 N	08.79 - 08.84	1297	B	44 kW	854	8
KADETT D (32_37_39_42) 1.3 S	13 S	08.79 - 08.84	1297	B	55 kW	854	8
KADETT D (32_37_39_42) 1.6 D	16 D	03.82 - 08.84	1598	D	40 kW	857	24
KADETT D Caravan (35_36_45_46_) 1.3 N	13 N	08.79 - 08.84	1297	B	44 kW	854	8
KADETT D Caravan (35_36_45_46_) 1.3 S	13 S	08.79 - 08.84	1297	B	55 kW	854	8
KADETT D Caravan (35_36_45_46_) 1.6 D	16 D	03.82 - 08.84	1598	D	40 kW	857	24
KADETT D Caravan (35_36_45_46_) 1.6 S	16 SH	09.81 - 08.84	1598	B	66 kW	857	24
KADETT E (T85) 1.3 N (C19, D19)	13 NB	09.84 - 08.89	1297	B	44 kW	854	8
KADETT E (T85) 1.3 N (C19, D19)	13 N	09.84 - 08.89	1297	B	44 kW	854	8
KADETT E (T85) 1.3 S (C19, D19)	13 S	09.84 - 08.87	1297	B	55 kW	854	8
KADETT E (T85) 1.3 i Cat (C19, D19)	C 13 N	09.85 - 08.91	1297	B	44 kW	854	8
KADETT E (T85) 1.4 S (C19, D19)	14 NV	01.90 - 08.91	1389	B	55 kW	855	16
KADETT E (T85) 1.4 i (C19, D19)	C 14 NZ	01.90 - 08.91	1389	B	44 kW	855	16
KADETT E (T85) 1.5 TD (C19, D19)	15 DT (T4EC1)	07.88 - 08.91	1488	D	53 kW	855	14
KADETT E (T85) 1.6 (C19, D19)	E 16 SE	09.87 - 08.91	1598	B	75 kW	856	21
KADETT E (T85) 1.6 D (C19, D19)	16 DA	09.84 - 01.89	1598	D	40 kW	857	24
KADETT E (T85) 1.6 D (C19, D19)	16 D	09.84 - 01.89	1598	D	40 kW	857	24
KADETT E (T85) 1.6 S (C19, D19)	16 SH	09.84 - 08.86	1598	B	66 kW	857	24
KADETT E (T85) 1.6 S (C19, D19)	16 SV	09.86 - 08.91	1598	B	60 kW	856	18
KADETT E (T85) 1.6 i (C19, D19)	E 16 NZ	09.86 - 08.91	1598	B	55 kW	856	21
KADETT E (T85) 1.6 i Cat (C19, D19)	C 16 LZ	09.86 - 08.91	1598	B	55 kW	856	21
KADETT E (T85) 1.6 i Cat (C19, D19)	C 16 NZ	09.86 - 08.91	1598	B	55 kW	856	21
KADETT E (T85) 1.7 D (C19, D19)	17 D	02.89 - 08.91	1699	D	42 kW	859	37
KADETT E (T85) 1.8 (C19, D19)	18 E	09.87 - 08.90	1796	B	84 kW	861	45
KADETT E (T85) 1.8 (C19, D19)	18 SE	01.86 - 08.90	1796	B	82 kW	861	45
KADETT E (T85) 1.8 S (C19, D19)	E 18 NV	09.87 - 08.91	1796	B	62 kW	861	46
KADETT E (T85) 1.8 S (C19, D19)	S 18 NV	09.87 - 08.91	1796	B	62 kW	861	45
KADETT E (T85) 1.8 i (C19, D19)	18 E	09.84 - 08.86	1796	B	85 kW	861	45
KADETT E (T85) 1.8 i (C19, D19)	18 SE	09.84 - 08.86	1796	B	85 kW	861	45
KADETT E (T85) 1.8 i (C19, D19)	18 SV	08.89 - 05.92	1796	B	66 kW	861	46
KADETT E (T85) 1.8 i (C19, D19)	C 18 NE	10.85 - 08.86	1796	B	74 kW	861	45
KADETT E (T85) 1.8 i (C19, D19)	C 18 NT	08.89 - 05.92	1796	B	66 kW	861	45

			ccm		kw		1 POS
KADETT E (T85) 1.8 i (C19, D19)	C 18 NZ	08.89 - 05.92	1796	B	66 kW	861	45
KADETT E (T85) 2.0 (C19, D19)	20 NE	01.86 - 12.93	1998	B	95 kW	863	52
KADETT E (T85) 2.0 i (C19, D19)	20 NE	09.87 - 05.92	1998	B	85 kW	863	52
KADETT E (T85) 2.0 i (C19, D19)	20 SE	09.87 - 05.92	1998	B	85 kW	863	52
KADETT E (T85) 2.0 i Cat (C19, D19)	C 20 NE	03.87 - 05.92	1998	B	85 kW	863	52
KADETT E CC (T85) 1.3 (C08, C48, D08, D48)	13 S	01.85 - 12.87	1297	B	50 kW	854	8
KADETT E CC (T85) 1.3 N (C08, C48, D08, D48)	13 NB	09.84 - 08.91	1297	B	44 kW	854	8
KADETT E CC (T85) 1.3 N (C08, C48, D08, D48)	13 N	09.84 - 08.91	1297	B	44 kW	854	8
KADETT E CC (T85) 1.3 S (C08, C48, D08, D48)	13 S	09.84 - 08.87	1297	B	55 kW	854	8
KADETT E CC (T85) 1.3 i Cat (C08, C48, D08, D48)	C 13 N	09.85 - 08.91	1297	B	44 kW	854	8
KADETT E CC (T85) 1.4 S (C08, C48, D08, D48)	14 NV	01.90 - 08.91	1389	B	55 kW	855	16
KADETT E CC (T85) 1.4 S (C08, C48, D08, D48)	C 14 SE	09.89 - 08.91	1389	B	60 kW	855	16
KADETT E CC (T85) 1.4 i (C08, C48, D08, D48)	C 14 NZ	01.90 - 08.91	1389	B	44 kW	855	16
KADETT E CC (T85) 1.5 TD (C08, C48, D08, D48)	15 DT (T4EC1)	07.88 - 08.91	1488	D	53 kW	855	14
KADETT E CC (T85) 1.6 D (C08, C48, D08, D48)	16 DA	09.84 - 01.89	1598	D	40 kW	857	24
KADETT E CC (T85) 1.6 D (C08, C48, D08, D48)	16 D	09.84 - 01.89	1598	D	40 kW	857	24
KADETT E CC (T85) 1.6 S (C08, C48, D08, D48)	16 SV	09.86 - 08.91	1598	B	60 kW	856	18
KADETT E CC (T85) 1.6 S (C08, D08, C48, D48)	16 SH	09.84 - 08.86	1598	B	66 kW	857	24
KADETT E CC (T85) 1.6 i (C08, C48, D08, D48)	E 16 NZ	09.86 - 08.91	1598	B	55 kW	856	21
KADETT E CC (T85) 1.6 i Cat (C08, C48, D08, D48)	C 16 LZ	09.86 - 08.91	1598	B	55 kW	856	21
KADETT E CC (T85) 1.6 i Cat (C08, C48, D08, D48)	C 16 NZ	09.86 - 08.91	1598	B	55 kW	856	21
KADETT E CC (T85) 1.7 D (C08, C48, D08, D48)	17 D	02.89 - 08.91	1699	D	42 kW	859	37
KADETT E CC (T85) 1.8 (43, 34, 44)	18 SE	08.85 - 08.88	1796	B	82 kW	861	45
KADETT E CC (T85) 1.8 E (C08, C48, D08, D48)	C 18 NE	10.85 - 08.86	1796	B	74 kW	861	45
KADETT E CC (T85) 1.8 GSI (C08, C48, D08, D48)	18 E	09.84 - 08.86	1796	B	85 kW	861	45
KADETT E CC (T85) 1.8 S (C08, C48, D08, D48)	E 18 NV	09.87 - 08.91	1796	B	62 kW	861	46
KADETT E CC (T85) 1.8 S (C08, C48, D08, D48)	S 18 NV	09.87 - 08.91	1796	B	62 kW	861	45
KADETT E CC (T85) 1.8 i (C08, C48, D08, D48)	C 18 NT	06.85 - 08.91	1796	B	66 kW	861	45
KADETT E CC (T85) 1.8 i (C08, C48, D08, D48)	C 18 NZ	06.85 - 08.91	1796	B	66 kW	861	45
KADETT E CC (T85) 1.8 i (C08, C48, D08, D48)	S 18 NV	06.85 - 08.91	1796	B	66 kW	861	45
KADETT E CC (T85) 2.0 GSI (C08, C48, D08, D48)	20 NE	09.86 - 08.91	1998	B	85 kW	863	52
KADETT E CC (T85) 2.0 GSI (C08, C48, D08, D48)	20 SEH	09.86 - 08.91	1998	B	95 kW	863	52
KADETT E CC (T85) 2.0 GSI 16V (C08, C48, D08, D48)	20 XEJ	03.88 - 08.91	1998	B	110 kW	863	52
KADETT E CC (T85) 2.0 GSI 16V (C08, C48, D08, D48)	20 XE	12.87 - 08.91	1998	B	115 kW	863	52
KADETT E CC (T85) 2.0 GSI 16V (C08, C48, D08, D48)	C 20 XE	03.88 - 08.91	1998	B	110 kW	863	52
KADETT E CC (T85) 2.0 GSI 16V Cat (C08, C48, D08, D48)	C 20 XE	03.88 - 08.91	1998	B	110 kW	863	52
KADETT E CC (T85) 2.0 GSI Cat (C08, C48, D08, D48)	C 20 NE	09.86 - 08.91	1998	B	85 kW	863	52
KADETT E Cabriolet (T85) 1.3 S	13 S	03.87 - 02.93	1297	B	55 kW	854	8
KADETT E Cabriolet (T85) 1.4 S	14 NV	08.90 - 02.93	1389	B	55 kW	855	16
KADETT E Cabriolet (T85) 1.4 i	C 14 NZ	01.90 - 08.91	1389	B	44 kW	855	16
KADETT E Cabriolet (T85) 1.6 i Cat	C 16 LZ	10.87 - 02.93	1598	B	55 kW	856	21
KADETT E Cabriolet (T85) 1.6 i Cat	C 16 NZ	10.87 - 02.93	1598	B	55 kW	856	21
KADETT E Cabriolet (T85) 1.6 i	16 SV	07.89 - 02.93	1598	B	60 kW	856	18
KADETT E Cabriolet (T85) 1.6 i	C 16 NZ	10.86 - 02.93	1598	B	55 kW	856	21
KADETT E Cabriolet (T85) 1.6 i	E 16 NZ	10.86 - 02.93	1598	B	55 kW	856	21
KADETT E Cabriolet (T85) 2.0 GSI	20 XE	09.90 - 05.92	1998	B	115 kW	863	52
KADETT E Cabriolet (T85) 2.0 i Cat	20 NE	10.86 - 02.93	1998	B	85 kW	863	52
KADETT E Cabriolet (T85) 2.0 i Cat	C 20 NE	10.86 - 02.93	1998	B	85 kW	863	52
KADETT E Cabriolet (T85) 2.0 i	20 NE	10.86 - 02.93	1998	B	85 kW	863	52
KADETT E Cabriolet (T85) 2.0 i	C 20 NE	10.86 - 02.93	1998	B	85 kW	863	52
KADETT E Cabriolet (T85) 2.0	C 20 XE	09.90 - 05.92	1998	B	110 kW	863	52
KADETT E Caravan (T85) 1.3 (C15, C35, D15, D35)	13 S	01.85 - 12.87	1297	B	50 kW	854	8
KADETT E Caravan (T85) 1.3 N (C15, C35, D15, D35)	13 NB	09.84 - 08.91	1297	B	44 kW	854	8
KADETT E Caravan (T85) 1.3 N (C15, C35, D15, D35)	13 N	09.84 - 08.91	1297	B	44 kW	854	8
KADETT E Caravan (T85) 1.3 S (C15, C35, D15, D35)	13 S	09.84 - 08.87	1297	B	55 kW	854	8
KADETT E Caravan (T85) 1.3 i Cat (C15, C35, D15, D35)	C 13 N	09.85 - 08.91	1297	B	44 kW	854	8
KADETT E Caravan (T85) 1.4 S (C15, C35, D15, D35)	14 NV	01.90 - 08.91	1389	B	55 kW	855	16
KADETT E Caravan (T85) 1.4 i (C15, C35, D15, D35)	C 14 NZ	01.90 - 08.91	1389	B	44 kW	855	16
KADETT E Caravan (T85) 1.5 TD (C15, C35, D15, D35)	15 DT (T4EC1)	07.88 - 08.91	1488	D	53 kW	855	14
KADETT E Caravan (T85) 1.6 (C15, C35, D15, D35)	16 SV	09.86 - 08.91	1598	B	60 kW	856	18
KADETT E Caravan (T85) 1.6 D (C15, C35, D15, D35)	16 DA	09.84 - 01.89	1598	D	40 kW	857	24
KADETT E Caravan (T85) 1.6 D (C15, C35, D15, D35)	16 D	09.84 - 01.89	1598	D	40 kW	857	24



KADETT E Caravan (T85) 1.6 S (C15, C35, D35, D15)	16 SH	09.84 - 08.86	1598	B	66 kW	857	24
KADETT E Caravan (T85) 1.6 i (C15, C35, D15, D35)	E 16 NZ	09.86 - 08.91	1598	B	55 kW	856	21
KADETT E Caravan (T85) 1.6 i Cat (C15, C35, D15, D35)	C 16 LZ	09.86 - 08.91	1598	B	55 kW	856	21
KADETT E Caravan (T85) 1.6 i Cat (C15, C35, D15, D35)	C 16 NZ	09.86 - 08.91	1598	B	55 kW	856	21
KADETT E Caravan (T85) 1.7 D (C15, C35, D15, D35)	17 D	02.89 - 08.91	1699	D	42 kW	859	37
KADETT E Caravan (T85) 1.8 (46)	18 SE	12.88 - 08.91	1796	B	82 kW	861	45
KADETT E Caravan (T85) 1.8 E (C15, C35, D15, D35)	C 18 NE	10.85 - 08.86	1796	B	74 kW	861	45
KADETT E Caravan (T85) 1.8 S (C15, C35, D15, D35)	E 18 NV	09.87 - 08.91	1796	B	62 kW	861	46
KADETT E Caravan (T85) 1.8 S (C15, C35, D15, D35)	S 18 NV	09.87 - 08.91	1796	B	62 kW	861	45
KADETT E Caravan (T85) 1.8 i (C15, C35, D15, D35)	18 E	09.84 - 08.86	1796	B	85 kW	861	45
KADETT E Caravan (T85) 1.8 i (C15, C35, D15, D35)	18 SE	09.84 - 08.86	1796	B	85 kW	861	45
KADETT E Caravan (T85) 1.8 i (C15, C35, D15, D35)	C 18 NT	06.85 - 08.91	1796	B	66 kW	861	45
KADETT E Caravan (T85) 1.8 i (C15, C35, D15, D35)	C 18 NZ	06.85 - 08.91	1796	B	66 kW	861	45
KADETT E Caravan (T85) 2.0 i (C15, C35, D15, D35)	20 NE	09.87 - 08.91	1998	B	85 kW	863	52
KADETT E Caravan (T85) 2.0 i Cat (C15, C35, D15, D35)	C 20 NE	09.87 - 08.91	1998	B	85 kW	863	52
KADETT E Combo (T85) 1.3 N (C25, D25)	13 N	01.86 - 12.89	1297	B	44 kW	854	8
KADETT E Combo (T85) 1.3 S (C25, D25)	13 S	01.86 - 12.89	1297	B	55 kW	854	8
KADETT E Combo (T85) 1.4 S (C25, D25)	14 NV	07.89 - 08.91	1389	B	55 kW	855	16
KADETT E Combo (T85) 1.4 i (C25, D25)	C 14 NZ	08.91 - 07.94	1389	B	44 kW	855	16
KADETT E Combo (T85) 1.6 (C25, D25)	16 SV	09.86 - 12.91	1598	B	60 kW	856	18
KADETT E Combo (T85) 1.6 D (C25, D25)	16 DA	01.86 - 12.89	1598	D	40 kW	857	24
KADETT E Combo (T85) 1.6 D (C25, D25)	16 D	01.86 - 12.89	1598	D	40 kW	857	24
KADETT E Combo (T85) 1.6 i (C25, D25)	C 16 NZ	08.91 - 07.94	1598	B	55 kW	856	21
KADETT E Combo (T85) 1.7 D (C25, D25)	17 DR	07.92 - 07.94	1699	D	44 kW	859	38
KADETT E Combo (T85) 1.7 D (C25, D25)	17 D	01.89 - 07.94	1699	D	42 kW	859	37
KADETT E Kasten/Kombi (T85) 1.3 N (C70, D70)	13 NB	09.84 - 07.89	1297	B	44 kW	854	8
KADETT E Kasten/Kombi (T85) 1.3 N (C70, D70)	13 N	09.84 - 07.89	1297	B	44 kW	854	8
KADETT E Kasten/Kombi (T85) 1.4 i (C70, D70)	C 14 NZ	01.90 - 08.91	1389	B	44 kW	855	16
KADETT E Kasten/Kombi (T85) 1.6 D (C70, D70)	16 DA	08.84 - 08.88	1598	D	40 kW	857	24
KADETT E Kasten/Kombi (T85) 1.6 D (C70, D70)	16 D	08.84 - 08.88	1598	D	40 kW	857	24
KADETT E Kasten/Kombi (T85) 1.6 i (C70, D70)	C 16 NZ	08.89 - 09.93	1598	B	55 kW	856	21
KADETT E Kasten/Kombi (T85) 1.7 D (C70, D70)	17 D	08.88 - 09.92	1699	D	42 kW	859	37
KADETT E Kasten/Kombi (T85) 1.8 i (C70, D70)	C 18 NT	08.84 - 09.92	1796	B	66 kW	861	45
MANTA A (58_, 59_) 1.6	16 N	02.75 - 08.75	15841598	B	44 kW		24
MANTA A (58_, 59_) 1.6	16 N	09.70 - 08.75	15841598	B	50 kW		24
MANTA B (58_, 59_) 1.3 N	13 N	03.79 - 12.80	1297	B	44 kW	854	8
MANTA B (58_, 59_) 1.3 S	13 S	08.81 - 08.86	1297	B	55 kW	854	8
MANTA B (58_, 59_) 1.6 N	16 N	09.75 - 12.80	15841598	B	44 kW		24
MANTA B (58_, 59_) 1.8 S	18 S	07.82 - 08.87	1796	B	66 kW	861	45
MANTA B CC (53_, 55_) 1.3 N	13 N	03.79 - 12.80	1297	B	44 kW	854	8
MANTA B CC (53_, 55_) 1.3 S	13 S	08.79 - 08.86	1297	B	55 kW	854	8
MANTA B CC (53_, 55_) 1.6 N	16 N	09.75 - 12.80	15841598	B	44 kW		24
MANTA B CC (53_, 55_) 1.8 S	18 S	07.82 - 08.87	1796	B	66 kW	861	45
MERIVA A Großraumlimousine (X03) 1.3 CDTI (E75)	Y 13 DT	04.05 - 05.10	1248	D	51 kW	853	1
MERIVA A Großraumlimousine (X03) 1.3 CDTI (E75)	Z 13 DTJ	09.03 - 05.10	1248	D	55 kW	853	1
MERIVA A Großraumlimousine (X03) 1.3 CDTI (E75)	Z 13 DT	04.05 - 05.10	1248	D	51 kW	853	1
MERIVA A Großraumlimousine (X03) 1.4 16V Twinport (E75)	Z 14 XEP	07.04 - 05.10	1364	B	66 kW	854	7
MERIVA A Großraumlimousine (X03) 1.4 16V Twinport LPG (E75)	Z 14 XEP	07.04 - 05.10	1364	B/G	66 kW	854	7
MERIVA A Großraumlimousine (X03) 1.6 (E75)	Z 16 SE	05.03 - 05.10	1598	B	64 kW	856	21
MERIVA A Großraumlimousine (X03) 1.6 (E75)	Z 16 XEP	01.06 - 05.10	1598	B	77 kW	856	21
MERIVA A Großraumlimousine (X03) 1.6 16V (E75)	Z 16 XE	05.03 - 01.06	1598	B	74 kW	856	21
MERIVA A Großraumlimousine (X03) 1.6 Turbo (E75)	Z 16 LET	09.05 - 05.10	1598	B	132 kW	856	19
MERIVA A Großraumlimousine (X03) 1.7 CDTI (E75)	A 17 DTR	09.06 - 05.10	1686	D	92 kW	856	22
MERIVA A Großraumlimousine (X03) 1.7 CDTI (E75)	Z 17 DTH	09.03 - 05.10	1686	D	74 kW	856	20
MERIVA A Großraumlimousine (X03) 1.7 CDTI (E75)	Z 17 DTR	09.06 - 05.10	1686	D	92 kW	856	20
MERIVA A Großraumlimousine (X03) 1.7 CDTI (E75)	Z 17 DT	09.03 - 05.10	1686	D	74 kW	856	20
MERIVA A Großraumlimousine (X03) 1.7 DTI (E75)	Y 17 DT	09.03 - 05.10	1686	D	55 kW	856	20
MERIVA A Großraumlimousine (X03) 1.8 (E75)	Z 18 XE	05.03 - 05.10	1796	B	92 kW	858	33
MERIVA B Großraumlimousine (S10) 1.3 CDTI (75)	A 13 DTC	06.10 - 10.13	1248	D	55 kW	853	1






			ccm		kw		1 POS
MERIVA B Großraumlimousine (S10) 1.3 CDTi (75)	A 13 DTE	06.10 - 11.14	1248	D	70 kW	853	1
MERIVA B Großraumlimousine (S10) 1.4 (75)	A 14 NEL	06.10 - 03.17	1364	B	88 kW	853	4
MERIVA B Großraumlimousine (S10) 1.4 (75)	A 14 NET	06.10 - 03.17	1364	B	103 kW	853	4
MERIVA B Großraumlimousine (S10) 1.4 (75)	A 14 XER	06.10 - 03.17	1398	B	74 kW	853	6
MERIVA B Großraumlimousine (S10) 1.4 (75)	B 14 NEL	06.10 - 03.17	1364	B	88 kW	853	4
MERIVA B Großraumlimousine (S10) 1.4 (75)	B 14 NET	06.10 - 03.17	1364	B	103 kW	853	4
MERIVA B Großraumlimousine (S10) 1.4 (75)	B 14 XER	06.10 - 03.17	1398	B	74 kW	853	6
MERIVA B Großraumlimousine (S10) 1.4 LPG (75)	A 14 NEL	06.11 - 03.17	1364	B/G	88 kW	853	4
MERIVA B Großraumlimousine (S10) 1.4 LPG (75)	B 14 NEL	06.11 - 03.17	1364	B/G	88 kW	853	4
MERIVA B Großraumlimousine (S10) 1.6 CDTi (75)	B 16 DTL	03.14 - 03.17	1598	D	81 kW	857	23
MERIVA B Großraumlimousine (S10) 1.6 CDTi (75)	B 16 DTH	08.13 - 01.17	1598	D	100 kW	857	23
MERIVA B Großraumlimousine (S10) 1.7 CDTi (75)	A 17 DTC	06.10 - 06.15	1686	D	81 kW	856	20
MERIVA B Großraumlimousine (S10) 1.7 CDTi (75)	A 17 DTI	06.10 - 06.15	1686	D	81 kW	856	20
MERIVA B Großraumlimousine (S10) 1.7 CDTi (75)	A 17 DTS	06.10 - 10.13	1686	D	96 kW	856	20
MERIVA B Großraumlimousine (S10) 1.7 CDTi (75)	A 17 DT	06.10 - 01.17	1686	D	74 kW	856	20
MERIVA B VAN (S10) 1.3 CDTi (75)	A 13 DTE	01.13 - 11.14	1248	D	70 kW	853	1
MERIVA B VAN (S10) 1.4 ECOTEC (75)	A 14 XER	01.13 - 03.17	1398	B	74 kW	853	6
MERIVA B VAN (S10) 1.6 CDTi (75)	B 16 DTL	03.14 - 03.17	1598	D	81 kW	857	23
MERIVA B VAN (S10) 1.7 CDTi (75)	A 17 DTC	01.13 - 10.13	1686	D	81 kW	856	20
MERIVA B VAN (S10) 1.7 CDTi (75)	A 17 DTS	01.13 - 10.13	1686	D	96 kW	856	20
MERIVA B VAN (S10) 1.7 CDTi (75)	A 17 DT	01.13 - 01.17	1686	D	74 kW	856	20
MOKKA / MOKKA X (J13) 1.4 (_76)	A 14 NET	04.13	1364	B	103 kW	853	4
MOKKA / MOKKA X (J13) 1.4 (_76)	B 14 NET	04.13	1364	B	103 kW	853	4
MOKKA / MOKKA X (J13) 1.4 4x4 (_76)	A 14 NET	06.12	1364	B	103 kW	853	4
MOKKA / MOKKA X (J13) 1.4 4x4 (_76)	B 14 NET	06.12	1364	B	103 kW	853	4
MOKKA / MOKKA X (J13) 1.4 LPG (_76)	A 14 NET	04.13	1364	B/G	103 kW	853	4
MOKKA / MOKKA X (J13) 1.4 LPG (_76)	B 14 NET	04.13	1364	B/G	103 kW	853	4
MOKKA / MOKKA X (J13) 1.6 (_76)	A 16 XER	06.12	1598	B	85 kW	856	21
MOKKA / MOKKA X (J13) 1.6 (_76)	B 16 XER	06.12	1598	B	85 kW	856	21
MOKKA / MOKKA X (J13) 1.6 CDTi (_76)	B 16 DTH	01.15	1598	D	100 kW	857	23
MOKKA / MOKKA X (J13) 1.6 CDTi 4x4 (_76)	B 16 DTH	01.15	1598	D	100 kW	857	23
MOKKA / MOKKA X (J13) 1.7 CDTi (_76)	A 17 DTS	06.12	1686	D	96 kW	856	20
MOKKA / MOKKA X (J13) 1.7 CDTi 4x4 (_76)	A 17 DTS	06.12	1686	D	96 kW	856	20
MOKKA / MOKKA X (J13) 1.8 (_76)	A 18 XER	01.13	1796	B	103 kW	858	33
MOKKA / MOKKA X (J13) 1.8 4x4 (_76)	A 18 XER	01.13	1796	B	103 kW	858	33
MOKKA 1.2 (76)	F 12 XHL (EB2ADTD)	10.20	1199	B	74 kW	854	11
MOKKA 1.2 (76)	F 12 XHT (EB2ADTS)	10.20	1199	B	96 kW	854	11
MONTEREY A (M92) 3.1 TD (UBS69D, UBS69G)	4 JG2TC	09.91 - 07.98	3059	D	84 kW	864	59
MOVANO A Bus (X70) 1.9 DTI (JD)	F9Q 770	09.00 - 12.06	1870	D	59 kW	858	30
MOVANO A Bus (X70) 1.9 DTI (JD)	F9Q 772	10.01	1870	D	60 kW	858	30
MOVANO A Bus (X70) 1.9 DTI (JD)	F9Q 774	10.01	1870	D	60 kW	858	30
MOVANO A Bus (X70) 2.2 DTI (JD)	G9T 720	09.00	2188	D	66 kW	863	54
MOVANO A Bus (X70) 2.2 DTI (JD)	G9T 722	09.00	2188	D	66 kW	863	54
MOVANO A Bus (X70) 2.2 DTI (JD)	G9T 750	09.00	2188	D	66 kW	863	54
MOVANO A Bus (X70) 2.5 CDTi (JD)	G9U 632	08.06	2464	D	107 kW	863	55
MOVANO A Bus (X70) 2.5 CDTi (JD)	G9U 632	08.06	2464	D	88 kW	863	55
MOVANO A Bus (X70) 2.5 CDTi (JD)	G9U 650	08.06	2464	D	107 kW	863	55
MOVANO A Bus (X70) 2.5 CDTi (JD)	G9U 650	08.06	2464	D	88 kW	863	55
MOVANO A Bus (X70) 2.5 CDTi (JD)	G9U 650	11.03	2464	D	74 kW	863	55
MOVANO A Bus (X70) 2.5 D (JD)	S8U 770	07.98 - 09.00	2499	D	59 kW	864	57
MOVANO A Bus (X70) 2.5 D (JD)	S8U 772	07.98 - 09.00	2499	D	59 kW	864	57
MOVANO A Bus (X70) 2.5 DTI (JD)	G9U 720	10.01	2464	D	84 kW	863	55
MOVANO A Bus (X70) 2.5 DTI (JD)	G9U 724	10.01	2464	D	84 kW	863	55
MOVANO A Bus (X70) 2.5 DTI (JD)	G9U 750	10.01	2464	D	84 kW	863	55
MOVANO A Bus (X70) 2.5 DTI (JD)	G9U 754	10.01	2464	D	84 kW	863	55
MOVANO A Bus (X70) 2.8 DTI (JD)	S9W 700	07.98 - 10.01	2799	D	84 kW	864	58
MOVANO A Bus (X70) 2.8 DTI (JD)	S9W 702	07.98 - 10.01	2799	D	84 kW	864	58
MOVANO A Kasten (X70) 1.9 DTI (FD)	F9Q 770	09.00 - 12.06	1870	D	59 kW	858	30
MOVANO A Kasten (X70) 1.9 DTI (FD)	F9Q 772	10.01	1870	D	60 kW	858	30
MOVANO A Kasten (X70) 1.9 DTI (FD)	F9Q 774	10.01	1870	D	60 kW	858	30
MOVANO A Kasten (X70) 2.2 DTI (FD)	G9T 720	09.00	2188	D	66 kW	863	54
MOVANO A Kasten (X70) 2.2 DTI (FD)	G9T 722	09.00	2188	D	66 kW	863	54



MOVANO A Kasten (X70) 2.2 DTI (FD)	G9T 750	09.00	2188	D	66 kW	863	54
MOVANO A Kasten (X70) 2.5 CDTI (FD)	G9U 632	10.03	2464	D	107 kW	863	55
MOVANO A Kasten (X70) 2.5 CDTI (FD)	G9U 632	10.03	2464	D	88 kW	863	55
MOVANO A Kasten (X70) 2.5 CDTI (FD)	G9U 650	10.03	2464	D	107 kW	863	55
MOVANO A Kasten (X70) 2.5 CDTI (FD)	G9U 650	10.03	2464	D	88 kW	863	55
MOVANO A Kasten (X70) 2.5 CDTI (FD)	G9U 650	10.03	2464	D	74 kW	863	55
MOVANO A Kasten (X70) 2.5 D (FD)	S8U 770	01.99 - 09.00	2499	D	59 kW	864	57
MOVANO A Kasten (X70) 2.5 D (FD)	S8U 772	01.99 - 09.00	2499	D	59 kW	864	57
MOVANO A Kasten (X70) 2.5 DTI (FD)	G9U 720	10.01	2464	D	84 kW	863	55
MOVANO A Kasten (X70) 2.5 DTI (FD)	G9U 724	10.01	2464	D	84 kW	863	55
MOVANO A Kasten (X70) 2.5 DTI (FD)	G9U 754	10.01	2464	D	84 kW	863	55
MOVANO A Kasten (X70) 2.5 DTi (FD)	G9U 754	10.03	2464	D	73 kW	863	55
MOVANO A Kasten (X70) 2.8 DTI (FD)	S9W 700	01.99 - 10.01	2799	D	84 kW	864	58
MOVANO A Kasten (X70) 2.8 DTI (FD)	S9W 702	01.99 - 10.01	2799	D	84 kW	864	58
MOVANO A Pritsche/Fahrgestell (X70) 2.2 DTI (ED, HD, UD0, UD4)	G9T 720	09.00	2188	D	66 kW	863	54
MOVANO A Pritsche/Fahrgestell (X70) 2.2 DTI (ED, HD, UD0, UD4)	G9T 722	09.00	2188	D	66 kW	863	54
MOVANO A Pritsche/Fahrgestell (X70) 2.2 DTI (ED, HD, UD0, UD4)	G9T 750	09.00	2188	D	66 kW	863	54
MOVANO A Pritsche/Fahrgestell (X70) 2.5 CDTI (ED, HD, UD0, UD4)	G9U 632	08.06	2464	D	107 kW	863	55
MOVANO A Pritsche/Fahrgestell (X70) 2.5 CDTI (ED, HD, UD0, UD4)	G9U 632	08.06	2464	D	88 kW	863	55
MOVANO A Pritsche/Fahrgestell (X70) 2.5 CDTI (ED, HD, UD0, UD4)	G9U 650	08.06	2464	D	107 kW	863	55
MOVANO A Pritsche/Fahrgestell (X70) 2.5 CDTI (ED, HD, UD0, UD4)	G9U 650	08.06	2464	D	88 kW	863	55
MOVANO A Pritsche/Fahrgestell (X70) 2.5 CDTI (ED, HD, UD0, UD4)	G9U 650	08.06	2464	D	74 kW	863	55
MOVANO A Pritsche/Fahrgestell (X70) 2.5 D (ED, HD, UD0, UD4)	S8U 770	07.98 - 09.00	2499	D	59 kW	864	57
MOVANO A Pritsche/Fahrgestell (X70) 2.5 D (ED, HD, UD0, UD4)	S8U 772	07.98 - 09.00	2499	D	59 kW	864	57
MOVANO A Pritsche/Fahrgestell (X70) 2.5 DTI (ED, HD, UD0, UD4)	G9U 720	10.01	2464	D	84 kW	863	55
MOVANO A Pritsche/Fahrgestell (X70) 2.5 DTI (ED, HD, UD0, UD4)	G9U 724	10.01	2464	D	84 kW	863	55
MOVANO A Pritsche/Fahrgestell (X70) 2.5 DTI (ED, HD, UD0, UD4)	G9U 750	10.01	2464	D	84 kW	863	55
MOVANO A Pritsche/Fahrgestell (X70) 2.5 DTI (ED, HD, UD0, UD4)	G9U 754	10.01	2464	D	84 kW	863	55
MOVANO A Pritsche/Fahrgestell (X70) 2.5 DTi (ED, HD, UD0, UD4)	G9U 754	10.03	2464	D	73 kW	863	55
MOVANO A Pritsche/Fahrgestell (X70) 2.8 DTI (ED, HD, UD0, UD4)	S9W 700	07.98 - 10.01	2799	D	84 kW	864	58
MOVANO A Pritsche/Fahrgestell (X70) 2.8 DTI (ED, HD, UD0, UD4)	S9W 702	07.98 - 10.01	2799	D	84 kW	864	58
MOVANO B Bus (X62) 2.3 CDTI FWD (JV)	M9T 670	12.10	2298	D	74 kW	862	49
MOVANO B Bus (X62) 2.3 CDTI FWD (JV)	M9T 670	12.10	2298	D	92 kW	862	49
MOVANO B Bus (X62) 2.3 CDTI FWD (JV)	M9T 672	12.10	2298	D	74 kW	862	50
MOVANO B Bus (X62) 2.3 CDTI FWD (JV)	M9T 672	12.10	2298	D	92 kW	862	50
MOVANO B Bus (X62) 2.3 CDTI FWD (JV)	M9T 676	12.10	2298	D	74 kW	862	49
MOVANO B Bus (X62) 2.3 CDTI FWD (JV)	M9T 676	12.10	2298	D	92 kW	862	49
MOVANO B Bus (X62) 2.3 CDTI FWD (JV)	M9T 678	12.10	2298	D	107 kW	862	49
MOVANO B Bus (X62) 2.3 CDTI FWD (JV)	M9T 680	12.10	2298	D	92 kW	862	49
MOVANO B Bus (X62) 2.3 CDTI FWD (JV)	M9T 680	12.10	2298	D	107 kW	862	49
MOVANO B Bus (X62) 2.3 CDTI FWD (JV)	M9T 702	05.14	2299	D	100 kW	862	49
MOVANO B Bus (X62) 2.3 CDTI FWD (JV)	M9T 702	05.14	2299	D	120 kW	862	49
MOVANO B Bus (X62) 2.3 CDTI FWD (JV)	M9T 706	12.10	2298	D	107 kW	862	50
MOVANO B Bus (X62) 2.3 CDTI FWD (JV)	M9T 706	07.15	2298	D	125 kW	862	50
MOVANO B Bus (X62) 2.3 CDTI FWD (JV)	M9T 870	12.10	2299	D	74 kW	862	49
MOVANO B Bus (X62) 2.3 CDTI FWD (JV)	M9T 870	12.10	2299	D	92 kW	862	49
MOVANO B Bus (X62) 2.3 CDTI FWD (JV)	M9T 870	05.14	2299	D	81 kW	862	49
MOVANO B Bus (X62) 2.3 CDTI FWD (JV)	M9T 876	12.10	2299	D	92 kW	862	49
MOVANO B Bus (X62) 2.3 CDTI FWD (JV)	M9T 880	12.10	2298	D	92 kW	862	49
MOVANO B Bus (X62) 2.3 CDTI FWD (JV)	M9T 880	01.13	2298	D	110 kW	862	49
MOVANO B Kasten (X62) 2.3 CDTI FWD (FV)	M9T 670	05.10	2298	D	74 kW	862	49
MOVANO B Kasten (X62) 2.3 CDTI FWD (FV)	M9T 670	05.10	2298	D	92 kW	862	49
MOVANO B Kasten (X62) 2.3 CDTI FWD (FV)	M9T 672	05.10	2298	D	74 kW	862	50
MOVANO B Kasten (X62) 2.3 CDTI FWD (FV)	M9T 672	05.10	2298	D	92 kW	862	50
MOVANO B Kasten (X62) 2.3 CDTI FWD (FV)	M9T 676	05.10	2298	D	74 kW	862	49
MOVANO B Kasten (X62) 2.3 CDTI FWD (FV)	M9T 676	05.10	2298	D	92 kW	862	49
MOVANO B Kasten (X62) 2.3 CDTI FWD (FV)	M9T 678	05.10	2298	D	107 kW	862	49
MOVANO B Kasten (X62) 2.3 CDTI FWD (FV)	M9T 680	05.10	2298	D	92 kW	862	49
MOVANO B Kasten (X62) 2.3 CDTI FWD (FV)	M9T 680	05.10	2298	D	107 kW	862	49
MOVANO B Kasten (X62) 2.3 CDTI FWD (FV)	M9T 702	05.14	2299	D	120 kW	862	49
MOVANO B Kasten (X62) 2.3 CDTI FWD (FV)	M9T 702	05.14	2299	D	100 kW	862	49
MOVANO B Kasten (X62) 2.3 CDTI FWD (FV)	M9T 704	11.16	2298	D	96 kW	862	50








MOVANO B Pritsche/Fahrgestell (X62) 2.3 CDTI RWD (EV, HV, UV)	M9T 696	05.10	2298	D	92 kW	862	49
MOVANO B Pritsche/Fahrgestell (X62) 2.3 CDTI RWD (EV, HV, UV)	M9T 696	05.10	2298	D	107 kW	862	49
MOVANO B Pritsche/Fahrgestell (X62) 2.3 CDTI RWD (EV, HV, UV)	M9T 696	01.13	2298	D	110 kW	862	49
MOVANO B Pritsche/Fahrgestell (X62) 2.3 CDTI RWD (EV, HV, UV)	M9T 698	05.10	2298	D	92 kW	862	49
MOVANO B Pritsche/Fahrgestell (X62) 2.3 CDTI RWD (EV, HV, UV)	M9T 698	05.10	2298	D	107 kW	862	49
MOVANO B Pritsche/Fahrgestell (X62) 2.3 CDTI RWD (EV, HV, UV)	M9T 698	01.13	2298	D	110 kW	862	49
MOVANO B Pritsche/Fahrgestell (X62) 2.3 CDTI RWD (EV, HV, UV)	M9T 700	05.14	2299	D	100 kW	862	49
MOVANO B Pritsche/Fahrgestell (X62) 2.3 CDTI RWD (EV, HV, UV)	M9T 700	05.14	2299	D	120 kW	862	49
MOVANO B Pritsche/Fahrgestell (X62) 2.3 CDTI RWD (EV, HV, UV)	M9T 710	05.10	2298	D	107 kW	862	50
MOVANO B Pritsche/Fahrgestell (X62) 2.3 CDTI RWD (EV, HV, UV)	M9T 710	11.16	2298	D	96 kW	862	50
MOVANO B Pritsche/Fahrgestell (X62) 2.3 CDTI RWD (EV, HV, UV)	M9T 876	05.10	2299	D	92 kW	862	49
MOVANO B Pritsche/Fahrgestell (X62) 2.3 CDTI RWD (EV, HV, UV)	M9T 896	05.10	2298	D	92 kW	862	50
MOVANO B Pritsche/Fahrgestell (X62) 2.3 CDTI RWD (EV, HV, UV)	M9T 896	05.10	2298	D	107 kW	862	50
MOVANO B Pritsche/Fahrgestell (X62) 2.3 CDTI RWD (EV, HV, UV)	M9T 896	01.13	2298	D	110 kW	862	50
MOVANO B Pritsche/Fahrgestell (X62) 2.3 CDTI RWD (EV, HV, UV)	M9T 898	05.10	2298	D	92 kW	862	50
MOVANO B Pritsche/Fahrgestell (X62) 2.3 CDTI RWD (EV, HV, UV)	M9T 898	05.10	2298	D	107 kW	862	50
MOVANO B Pritsche/Fahrgestell (X62) 2.3 CDTI RWD (EV, HV, UV)	M9T 898	01.13	2298	D	110 kW	862	50
OMEGA A (V87) 1.8 (F19, M19, N19)	18 SEH	09.86 - 03.94	1796	B	85 kW	861	46
OMEGA A (V87) 1.8 (F19, M19, N19)	E 18 NVR	09.87 - 03.94	1796	B	65 kW	861	46
OMEGA A (V87) 1.8 N (F19, M19, N19)	18 NV	09.86 - 08.87	1796	B	60 kW	861	46
OMEGA A (V87) 1.8 N (F19, M19, N19)	18 SV	11.86 - 09.88	1796	B	63 kW	861	46
OMEGA A (V87) 1.8 S (F19, M19, N19)	18 NV	09.86 - 03.94	1796	B	66 kW	861	46
OMEGA A (V87) 1.8 S (F19, M19, N19)	18 SV	09.86 - 03.94	1796	B	66 kW	861	46
OMEGA A (V87) 2.0 (F19, M19, N19)	20 SE	09.86 - 03.94	1998	B	90 kW	863	52
OMEGA A (V87) 2.0 (F19, M19, N19)	C 20 NEF	09.90 - 03.94	1998	B	74 kW	863	52
OMEGA A (V87) 2.0 (F19, M19, N19)	C 20 NEJ	09.90 - 03.94	1998	B	73 kW	863	52
OMEGA A (V87) 2.0 i (F19, M19, N19)	C 20 NE	09.86 - 03.94	1998	B	85 kW	863	52
OMEGA A Caravan (V87) 1.8 (F35, M35)	18 SEH	09.86 - 03.94	1796	B	85 kW	861	46
OMEGA A Caravan (V87) 1.8 (F35, M35)	E 18 NVR	09.87 - 03.94	1796	B	65 kW	861	46
OMEGA A Caravan (V87) 1.8 N (F35, M35)	18 NV	09.86 - 08.87	1796	B	60 kW	861	46
OMEGA A Caravan (V87) 1.8 N (F35, M35)	18 SV	11.86 - 09.88	1796	B	63 kW	861	46
OMEGA A Caravan (V87) 1.8 S (F35, M35)	18 SV	09.86 - 03.94	1796	B	66 kW	861	46
OMEGA A Caravan (V87) 2.0 (F35, M35)	20 SE	09.86 - 03.94	1998	B	90 kW	863	52
OMEGA A Caravan (V87) 2.0 (F35, M35)	C 20 NEF	09.90 - 03.94	1998	B	74 kW	863	52
OMEGA A Caravan (V87) 2.0 (F35, M35)	C 20 NE	09.87 - 04.94	1998	B	85 kW	863	52
OMEGA A Caravan (V87) 2.0 i (F35, M35)	C 20 NEJ	09.90 - 03.94	1998	B	73 kW	863	52
OMEGA A Caravan (V87) 2.0 i (F35, M35)	C 20 NE	09.86 - 04.94	1998	B	85 kW	863	52
OMEGA B (V94) 2.0 (F69, M69, P69)	20 SE	03.94 - 12.00	1998	B	85 kW	863	52
OMEGA B (V94) 2.0 (F69, M69, P69)	X 20 SE	03.94 - 09.99	1998	B	85 kW	863	52
OMEGA B (V94) 2.0 16V (F69, M69, P69)	X 20 XEV	03.94 - 09.99	1998	B	100 kW	863	52
OMEGA B (V94) 2.0 DTI 16V (F69, M69, P69)	X 20 DTH	09.97 - 09.00	1995	D	74 kW	861	44
OMEGA B (V94) 2.2 16V (F69, M69, P69)	Y 22 XE	09.99 - 12.05	2198	B	106 kW	863	53
OMEGA B (V94) 2.2 16V (F69, M69, P69)	Z 22 XE	09.99 - 12.05	2198	B	106 kW	863	51
OMEGA B (V94) 2.2 DTI 16V (F69, M69, P69)	Y 22 DTH	09.00 - 07.03	2171	D	88 kW	861	44
OMEGA B (V94) 2.2 DTI 16V (F69, M69, P69)	Y 22 DTH	09.00 - 07.03	2171	D	81 kW	861	44
OMEGA B (V94) 2.5 DTI (F69, M69, P69)	Y 25 DT	09.01 - 07.03	2498	D	110 kW	858	32
OMEGA B (V94) 2.5 DTI (F69, M69, P69)	Y 25 TD	09.01 - 07.03	2498	D	110 kW	858	32
OMEGA B (V94) 2.5 TD (F69, M69, P69)	U 25 DT	04.94 - 07.03	2498	D	96 kW	858	31
OMEGA B (V94) 2.5 TD (F69, M69, P69)	X 25 DT	04.94 - 07.03	2498	D	96 kW	858	32
OMEGA B (V94) 2.5 TD (F69, M69, P69)	X 25 TD	04.94 - 07.03	2498	D	96 kW	858	32
OMEGA B Caravan (V94) 2.0 (F35, M35, P35)	X 20 SE	03.94 - 09.99	1998	B	85 kW	863	52
OMEGA B Caravan (V94) 2.0 16V (F35, M35, P35)	X 20 XEV	03.94 - 09.99	1998	B	100 kW	863	52
OMEGA B Caravan (V94) 2.0 DTI 16V (F35, M35, P35)	X 20 DTH	09.97 - 09.00	1995	D	74 kW	861	44
OMEGA B Caravan (V94) 2.2 16V (F35, M35, P35)	Y 22 XE	09.99 - 07.03	2198	B	106 kW	863	53
OMEGA B Caravan (V94) 2.2 16V (F35, M35, P35)	Z 22 XE	09.99 - 07.03	2198	B	106 kW	863	51
OMEGA B Caravan (V94) 2.2 DTI 16V (F35, M35, P35)	Y 22 DTH	09.00 - 07.03	2171	D	88 kW	861	44
OMEGA B Caravan (V94) 2.2 DTI 16V (F35, M35, P35)	Y 22 DTH	09.00 - 07.03	2171	D	81 kW	861	44
OMEGA B Caravan (V94) 2.5 DTI (F35, M35, P35)	Y 25 DT	09.01 - 07.03	2498	D	110 kW	858	32
OMEGA B Caravan (V94) 2.5 DTI (F35, M35, P35)	Y 25 TD	09.01 - 07.03	2498	D	110 kW	858	32
OMEGA B Caravan (V94) 2.5 TD (F35, M35, P35)	U 25 DT	04.94 - 07.01	2498	D	96 kW	858	31
OMEGA B Caravan (V94) 2.5 TD (F35, M35, P35)	X 25 DT	04.94 - 07.01	2498	D	96 kW	858	32
OMEGA B Caravan (V94) 2.5 TD (F35, M35, P35)	X 25 TD	04.94 - 07.01	2498	D	96 kW	858	32








			ccm		kw		1 POS
REKORD E (17_, 11_, 14_, 16_, 18_, 19_) 1.8 E	C 18 NV	05.85 - 08.86	1796	B	74 kW	861	45
REKORD E (17_, 11_, 14_, 16_, 18_, 19_) 1.8 S	18 S	11.82 - 08.86	1796	B	66 kW	861	45
REKORD E (17_, 11_, 14_, 16_, 18_, 19_) 1.8	18 N	11.82 - 08.86	1796	B	55 kW	861	45
REKORD E Caravan (61_, 66_, 67_) 1.8 E	C 18 NV	05.85 - 08.86	1796	B	74 kW	861	45
REKORD E Caravan (61_, 66_, 67_) 1.8 S	18 S	11.82 - 08.86	1796	B	66 kW	861	45
REKORD E Caravan (61_, 66_, 67_) 1.8	18 N	11.82 - 08.86	1796	B	55 kW	861	45
REKORD E 2.0	20 NE	12.83 - 12.91	1998	B	85 kW	863	52
REKORD E 2.0	20 SEH	01.88 - 12.90	1998	B	95 kW	863	52
REKORD E 2.0	20 SE	12.83 - 12.91	1998	B	85 kW	863	52
SIGNUM CC (Z03) 1.8 (F48)	Z 18 XER	09.05 - 12.08	1796	B	103 kW	858	33
SIGNUM CC (Z03) 1.8 (F48)	Z 18 XE	05.03 - 07.05	1796	B	90 kW	858	33
SIGNUM CC (Z03) 1.9 CDTI (F48)	Z 19 DTH	04.04 - 02.08	1910	D	110 kW	859	36
SIGNUM CC (Z03) 1.9 CDTI (F48)	Z 19 DTL	08.05 - 02.08	1910	D	74 kW	859	36
SIGNUM CC (Z03) 1.9 CDTI (F48)	Z 19 DT	04.04 - 02.08	1910	D	88 kW	859	36
SIGNUM CC (Z03) 1.9 CDTI (F48)	Z 19 DT	08.05 - 02.08	1910	D	74 kW	859	36
SIGNUM CC (Z03) 2.0 DTI (F48)	Y 20 DTH	05.03 - 04.04	1995	D	74 kW	861	44
SIGNUM CC (Z03) 2.2 DTI (F48)	Y 22 DTR	05.03 - 04.04	2172	D	92 kW	861	44
SINTRA (APV) 2.2 DTI	X 22 DTH	07.97 - 04.99	2171	D	85 kW	861	44
SINTRA (APV) 2.2 i 16V (OUN16, Y94)	X 22 XE	11.96 - 04.99	2198	B	104 kW	863	53
SPEEDSTER (E01) 2.0 Turbo (R97)	Z 20 LET	08.02 - 08.06	1998	B	147 kW	863	51
TIGRA (S93) 1.4 16V (F07)	X 14 XE	07.94 - 12.00	1389	B	66 kW	855	16
TIGRA (S93) 1.4 16V (F07)	X 14 XE	08.97 - 12.00	1389	B	63 kW	855	16
TIGRA (S93) 1.6 16V (F07)	C 16 SEL	08.97 - 08.98	1598	B	74 kW	856	21
TIGRA (S93) 1.6 16V (F07)	X 16 XE	07.94 - 08.98	1598	B	78 kW	856	21
TIGRA TwinTop (X04) 1.3 CDTI (R97)	Z 13 DT	06.04 - 12.10	1248	D	51 kW	853	1
TIGRA TwinTop (X04) 1.4 (R97)	Z 14 XEP	06.04 - 12.10	1364	B	66 kW	854	7
TIGRA TwinTop (X04) 1.8 (R97)	Z 18 XE	06.04 - 12.10	1796	B	92 kW	858	33
VECTRA A (J89) 1.4 S (F19, M19)	14 NV	09.88 - 06.92	1389	B	55 kW	855	16
VECTRA A (J89) 1.6 (F19, M19)	16 SV	09.88 - 05.93	1598	B	60 kW	856	18
VECTRA A (J89) 1.6 (F19, M19)	C 16 LZ2	08.92 - 07.93	1598	B	51 kW	856	21
VECTRA A (J89) 1.6 i (F19, M19)	16 LZ2	09.93 - 11.95	1598	B	55 kW	856	21
VECTRA A (J89) 1.6 i (F19, M19)	C 16 LZ2	09.93 - 11.95	1598	B	55 kW	856	21
VECTRA A (J89) 1.6 i (F19, M19)	C 16 NZ2	09.88 - 11.95	1598	B	55 kW	856	21
VECTRA A (J89) 1.6 i (F19, M19)	C 16 NZ	09.88 - 11.95	1598	B	55 kW	856	21
VECTRA A (J89) 1.6 i (F19, M19)	E 16 NZ	09.88 - 11.95	1598	B	55 kW	856	21
VECTRA A (J89) 1.6 i (F19, M19)	X 16 SZ	09.93 - 11.95	1598	B	52 kW	856	21
VECTRA A (J89) 1.7 D (F19, M19)	17 DR	07.92 - 11.95	1699	D	44 kW	859	38
VECTRA A (J89) 1.7 D (F19, M19)	17 D	10.88 - 09.92	1699	D	42 kW	859	37
VECTRA A (J89) 1.7 TD (F19, M19)	17 DT (TC4EE1)	03.90 - 11.95	1686	D	60 kW	856	20
VECTRA A (J89) 1.7 TD (F19, M19)	17 TD	03.90 - 11.95	1686	D	60 kW	856	20
VECTRA A (J89) 1.7 TD (F19, M19)	X 17 DT (TC4EE1)	03.90 - 11.95	1686	D	60 kW	856	20
VECTRA A (J89) 1.8 S (F19, M19)	18 SV	09.89 - 10.90	1796	B	66 kW	861	46
VECTRA A (J89) 1.8 S (F19, M19)	E 18 NVR	09.88 - 07.89	1796	B	65 kW	861	46
VECTRA A (J89) 1.8 S 4x4 (F19, M19)	E 18 NVR	01.89 - 07.89	1796	B	65 kW	861	46
VECTRA A (J89) 1.8 i Cat (F19, M19)	C 18 NZ	03.90 - 11.95	1796	B	66 kW	861	45
VECTRA A (J89) 2.0 (F19, M19)	C 20 NEF	09.88 - 09.89	1998	B	74 kW	863	52
VECTRA A (J89) 2.0 i (F19, M19)	20 NE	09.88 - 10.90	1998	B	85 kW	863	52
VECTRA A (J89) 2.0 i (F19, M19)	20 SEH	09.88 - 09.92	1998	B	95 kW	863	52
VECTRA A (J89) 2.0 i 16V (F19, M19)	X 20 XEV	08.92 - 08.95	1998	B	100 kW	863	52
VECTRA A (J89) 2.0 i 16V 4x4 (F19, M19)	X 20 XEV	06.94 - 11.95	1998	B	100 kW	863	52
VECTRA A (J89) 2.0 i 4x4 (F19, M19)	20 NE	01.89 - 10.90	1998	B	85 kW	863	52
VECTRA A (J89) 2.0 i 4x4 (F19, M19)	20 SEH	08.89 - 07.92	1998	B	95 kW	863	52
VECTRA A (J89) 2.0 i Cat (F19, M19)	C 20 NE	09.88 - 11.95	1998	B	85 kW	863	52
VECTRA A (J89) 2.0 i Cat 4x4 (F19, M19)	C 20 NE	01.89 - 11.95	1998	B	85 kW	863	52
VECTRA A (J89) 2.0 i Turbo 4x4 (F19, M19)	C 20 LET	08.92 - 11.95	1998	B	150 kW	863	52
VECTRA A (J89) 2000 16V 4x4 (F19, M19)	20 XEJ	01.89 - 10.90	1998	B	110 kW	863	52
VECTRA A (J89) 2000/GT 16V (F19, M19)	20 XEJ	01.89 - 06.94	1998	B	110 kW	863	52
VECTRA A (J89) 2000/GT 16V Cat (F19, M19)	C 20 XE	02.90 - 11.95	1998	B	110 kW	863	52
VECTRA A (J89) 2000/GT 16V Cat 4x4 (F19, M19)	C 20 XE	02.90 - 11.95	1998	B	110 kW	863	52
VECTRA A CC (J89) 1.4 S (F68, M68)	14 NV	04.88 - 06.92	1389	B	55 kW	855	16
VECTRA A CC (J89) 1.6 (F68, M68)	C 16 LZ2	08.92 - 07.93	1598	B	51 kW	856	21
VECTRA A CC (J89) 1.6 (F68, M68)	E 16 NZ	08.88 - 06.94	1598	B	65 kW	856	21








VECTRA A CC (J89) 1.6 S	16 SV	09.88 - 05.93	1598	B	60 kW	856	18
VECTRA A CC (J89) 1.6 i (F68, M68)	16 LZ2	09.93 - 11.95	1598	B	55 kW	856	21
VECTRA A CC (J89) 1.6 i (F68, M68)	X 16 SZ	09.93 - 11.95	1598	B	52 kW	856	21
VECTRA A CC (J89) 1.6 i Cat (F68, M68)	C 16 NZ2	09.88 - 11.95	1598	B	55 kW	856	21
VECTRA A CC (J89) 1.6 i Cat (F68, M68)	C 16 NZ	09.88 - 11.95	1598	B	55 kW	856	21
VECTRA A CC (J89) 1.7 D (F68, M68)	17 DR	07.92 - 11.95	1699	D	44 kW	859	38
VECTRA A CC (J89) 1.7 D (F68, M68)	17 D	09.88 - 09.92	1699	D	42 kW	859	37
VECTRA A CC (J89) 1.7 TD (F68, M68)	17 DT (TC4EE1)	03.90 - 11.95	1686	D	60 kW	856	20
VECTRA A CC (J89) 1.7 TD (F68, M68)	X 17 DT (TC4EE1)	03.90 - 11.95	1686	D	60 kW	856	20
VECTRA A CC (J89) 1.8 S (F68, M68)	18 SV	09.88 - 07.89	1796	B	65 kW	861	46
VECTRA A CC (J89) 1.8 S (F68, M68)	E 18 NVR	09.88 - 07.89	1796	B	65 kW	861	46
VECTRA A CC (J89) 1.8 i (F68, M68)	18 SV	09.88 - 10.90	1796	B	66 kW	861	46
VECTRA A CC (J89) 1.8 i Cat (F68, M68)	C 18 NZ	03.90 - 11.95	1796	B	66 kW	861	45
VECTRA A CC (J89) 2.0 (F68, M68)	C 20 NEF	04.88 - 09.89	1998	B	74 kW	863	52
VECTRA A CC (J89) 2.0 Allrad (F68, M68)	C 20 XE	08.89 - 08.95	1998	B	110 kW	863	52
VECTRA A CC (J89) 2.0 i (F68, M68)	20 NE	09.88 - 10.90	1998	B	85 kW	863	52
VECTRA A CC (J89) 2.0 i 16V (F68, M68)	20 XEJ	02.89 - 10.90	1998	B	110 kW	863	52
VECTRA A CC (J89) 2.0 i 16V (F68, M68)	X 20 XEV	08.92 - 08.95	1998	B	100 kW	863	52
VECTRA A CC (J89) 2.0 i 16V Cat (F68, M68)	C 20 XE	02.90 - 11.95	1998	B	110 kW	863	52
VECTRA A CC (J89) 2.0 i Cat (F68, M68)	C 20 NE	09.88 - 11.95	1998	B	85 kW	863	52
VECTRA A CC (J89) 2.0 i GT (F68, M68)	20 SEH	09.88 - 11.95	1998	B	95 kW	863	52
VECTRA B (J96) 1.6 GL (F19)	16 SV	09.95 - 08.96	1598	B	60 kW	856	18
VECTRA B (J96) 1.6 i (F19)	16 LZ2	10.95 - 04.02	1598	B	55 kW	856	21
VECTRA B (J96) 1.6 i (F19)	X 16 SZR	10.95 - 04.02	1598	B	55 kW	856	21
VECTRA B (J96) 1.6 i 16V (F19)	X 16 XEL	10.95 - 04.02	1598	B	74 kW	856	21
VECTRA B (J96) 1.6 i 16V (F19)	Y 16 XE	10.95 - 04.02	1598	B	74 kW	856	21
VECTRA B (J96) 1.6 i 16V (F19)	Z 16 XE	10.95 - 04.02	1598	B	74 kW	856	21
VECTRA B (J96) 1.7 TD (F19)	X 17 DT (TC4EE1)	10.95 - 12.98	1686	D	60 kW	856	20
VECTRA B (J96) 1.8 i 16V (F19)	X 18 XE1	10.95 - 09.00	1796	B	85 kW	858	33
VECTRA B (J96) 1.8 i 16V (F19)	X 18 XE	10.95 - 09.00	1799	B	85 kW	859	35
VECTRA B (J96) 1.8 i 16V (F19)	Z 18 XEL	10.95 - 09.00	1796	B	85 kW	858	33
VECTRA B (J96) 1.8 i 16V (F19)	Z 18 XE	09.00 - 04.02	1796	B	92 kW	858	33
VECTRA B (J96) 2.0 DI 16V (F19)	X 20 DTL	11.96 - 04.02	1995	D	60 kW	861	44
VECTRA B (J96) 2.0 DTI 16V (F19)	X 20 DTH	06.97 - 04.02	1995	D	74 kW	861	44
VECTRA B (J96) 2.0 DTI 16V (F19)	Y 20 DTH	06.97 - 04.02	1995	D	74 kW	861	44
VECTRA B (J96) 2.0 i (F19)	20 NEJ	10.95 - 04.02	1998	B	82 kW	863	52
VECTRA B (J96) 2.0 i (F19)	C 20 NE	09.95 - 04.02	1998	B	85 kW	863	52
VECTRA B (J96) 2.0 i 16V (F19)	C 20 SEL	09.95 - 06.00	1998	B	100 kW	863	52
VECTRA B (J96) 2.0 i 16V (F19)	X 20 XEV	09.95 - 06.00	1998	B	100 kW	863	52
VECTRA B (J96) 2.2 DTI 16V (F19)	Y 22 DTR	09.00 - 04.02	2172	D	88 kW	861	44
VECTRA B (J96) 2.2 DTI 16V (F19)	Y 22 DTR	09.00 - 04.02	2172	D	92 kW	861	44
VECTRA B (J96) 2.2 i 16V (F19)	C 22 SEL	07.00 - 07.02	2198	B	102 kW	863	52
VECTRA B CC (J96) 1.6 i (F68)	16 LZ2	10.95 - 07.03	1598	B	55 kW	856	21
VECTRA B CC (J96) 1.6 i (F68)	X 16 SZR	10.95 - 07.03	1598	B	55 kW	856	21
VECTRA B CC (J96) 1.6 i 16V (F68)	X 16 XEL	10.95 - 07.02	1598	B	74 kW	856	21
VECTRA B CC (J96) 1.6 i 16V (F68)	Y 16 XE	10.95 - 07.02	1598	B	74 kW	856	21
VECTRA B CC (J96) 1.6 i 16V (F68)	Z 16 XE	10.95 - 07.02	1598	B	74 kW	856	21
VECTRA B CC (J96) 1.7 TD (F68)	X 17 DT (TC4EE1)	10.95 - 12.98	1686	D	60 kW	856	20
VECTRA B CC (J96) 1.8 FlexFuel (F68)	X 18 XE	01.99 - 09.00	1799	B/G	85 kW	859	35
VECTRA B CC (J96) 1.8 i 16V (F68)	X 18 XE1	10.95 - 09.00	1796	B	85 kW	858	33
VECTRA B CC (J96) 1.8 i 16V (F68)	X 18 XE	10.95 - 09.00	1799	B	85 kW	859	35
VECTRA B CC (J96) 1.8 i 16V (F68)	Z 18 XEL	10.95 - 09.00	1796	B	85 kW	858	33
VECTRA B CC (J96) 1.8 i 16V (F68)	Z 18 XE	09.00 - 07.03	1796	B	92 kW	858	33
VECTRA B CC (J96) 2.0 DI 16V (F68)	X 20 DTL	11.96 - 06.00	1995	D	60 kW	861	44
VECTRA B CC (J96) 2.0 DTI 16V (F68)	X 20 DTH	06.97 - 07.03	1995	D	74 kW	861	44
VECTRA B CC (J96) 2.0 DTI 16V (F68)	Y 20 DTH	06.97 - 07.03	1995	D	74 kW	861	44
VECTRA B CC (J96) 2.0 i (F68)	20 NEJ	10.95 - 02.02	1998	B	82 kW	863	52
VECTRA B CC (J96) 2.0 i 16V (F68)	C 20 SEL	09.95 - 06.00	1998	B	100 kW	863	52
VECTRA B CC (J96) 2.0 i 16V (F68)	C 20 SEL	07.00 - 07.03	1998	B	85 kW	863	52
VECTRA B CC (J96) 2.0 i 16V (F68)	X 20 XEV	09.95 - 06.00	1998	B	100 kW	863	52
VECTRA B CC (J96) 2.2 DTI 16V (F68)	Y 22 DTR	09.00 - 04.02	2172	D	88 kW	861	44
VECTRA B CC (J96) 2.2 DTI 16V (F68)	Y 22 DTR	09.00 - 07.03	2172	D	92 kW	861	44

			ccm		kw		1 POS
VECTRA B CC (J96) 2.2 i 16V (F68)	C 22 SEL	07.00 - 07.02	2198	B	102 kW	863	52
VECTRA B Caravan (J96) 1.6 i (F35)	16 LZ2	11.96 - 06.00	1598	B	55 kW	856	21
VECTRA B Caravan (J96) 1.6 i (F35)	X 16 SZR	11.96 - 06.00	1598	B	55 kW	856	21
VECTRA B Caravan (J96) 1.6 i 16V (F35)	X 16 XEL	11.96 - 07.02	1598	B	74 kW	856	21
VECTRA B Caravan (J96) 1.6 i 16V (F35)	Y 16 XE	11.96 - 07.02	1598	B	74 kW	856	21
VECTRA B Caravan (J96) 1.6 i 16V (F35)	Z 16 XE	11.96 - 07.02	1598	B	74 kW	856	21
VECTRA B Caravan (J96) 1.7 TD (F35)	X 17 DT (TC4EE1)	11.96 - 12.97	1686	D	60 kW	856	20
VECTRA B Caravan (J96) 1.8 i 16V (F35)	X 18 XE1	11.96 - 09.00	1796	B	85 kW	858	33
VECTRA B Caravan (J96) 1.8 i 16V (F35)	X 18 XE	11.96 - 09.00	1799	B	85 kW	859	35
VECTRA B Caravan (J96) 1.8 i 16V (F35)	Z 18 XEL	11.96 - 09.00	1796	B	85 kW	858	33
VECTRA B Caravan (J96) 1.8 i 16V (F35)	Z 18 XE	09.00 - 07.03	1796	B	92 kW	858	33
VECTRA B Caravan (J96) 2.0 DI 16V (F35)	X 20 DTL	11.96 - 06.00	1995	D	60 kW	861	44
VECTRA B Caravan (J96) 2.0 DTI 16V (F35)	X 20 DTH	06.97 - 07.03	1995	D	74 kW	861	44
VECTRA B Caravan (J96) 2.0 DTI 16V (F35)	Y 20 DTH	06.97 - 07.03	1995	D	74 kW	861	44
VECTRA B Caravan (J96) 2.0 i (F35)	20 NEJ	11.96 - 02.02	1998	B	82 kW	863	52
VECTRA B Caravan (J96) 2.0 i 16V (F35)	C 20 SEL	11.96 - 06.00	1998	B	100 kW	863	52
VECTRA B Caravan (J96) 2.0 i 16V (F35)	C 20 SEL	07.00 - 07.03	1998	B	85 kW	863	52
VECTRA B Caravan (J96) 2.0 i 16V (F35)	X 20 XEV	11.96 - 06.00	1998	B	100 kW	863	52
VECTRA B Caravan (J96) 2.2 DTI 16V (F35)	Y 22 DTR	09.00 - 04.02	2172	D	88 kW	861	44
VECTRA B Caravan (J96) 2.2 DTI 16V (F35)	Y 22 DTR	09.00 - 07.03	2172	D	92 kW	861	44
VECTRA B Caravan (J96) 2.2 i 16V (F35)	C 22 SEL	07.00 - 07.02	2198	B	102 kW	863	52
VECTRA C (Z02) 1.6 (F69)	Z 16 XEP	08.05 - 08.08	1598	B	77 kW	856	21
VECTRA C (Z02) 1.6 16V (F69)	Z 16 XE	04.02 - 10.05	1598	B	74 kW	856	21
VECTRA C (Z02) 1.8 (F69)	Z 18 XEL	04.02 - 07.08	1796	B	81 kW	858	33
VECTRA C (Z02) 1.8 (F69)	Z 18 XER	08.05 - 08.08	1796	B	103 kW	858	33
VECTRA C (Z02) 1.8 16V	Z 18 XE	04.02 - 09.08	1796	B	90 kW	858	33
VECTRA C (Z02) 1.9 CDTI (F69)	Z 19 DTH	04.04 - 08.08	1910	D	110 kW	859	36
VECTRA C (Z02) 1.9 CDTI (F69)	Z 19 DTL	10.05 - 08.08	1910	D	74 kW	859	36
VECTRA C (Z02) 1.9 CDTI (F69)	Z 19 DT	04.04 - 01.09	1910	D	88 kW	859	36
VECTRA C (Z02) 1.9 CDTI (F69)	Z 19 DT	10.05 - 08.08	1910	D	74 kW	859	36
VECTRA C (Z02) 2.0 DTI 16V (F69)	Y 20 DTH	04.02 - 08.06	1995	D	74 kW	861	44
VECTRA C (Z02) 2.2 DTI 16V (F69)	Y 22 DTR	04.02 - 07.04	2172	D	92 kW	861	44
VECTRA C (Z02) 2.2 DTI 16V (F69)	Y 22 DTR	04.02 - 12.04	2172	D	86 kW	861	44
VECTRA C CC (Z02) 1.6 (F68)	Z 16 XEP	01.06 - 08.08	1598	B	77 kW	856	21
VECTRA C CC (Z02) 1.6 (F68)	Z 16 XE	08.05 - 08.08	1598	B	74 kW	856	21
VECTRA C CC (Z02) 1.8 (F68)	Z 18 XER	08.05 - 08.08	1796	B	103 kW	858	33
VECTRA C CC (Z02) 1.8 16V (F68)	Z 18 XEL	08.02 - 12.06	1796	B	81 kW	858	33
VECTRA C CC (Z02) 1.8 16V (F68)	Z 18 XE	08.02 - 09.08	1796	B	90 kW	858	33
VECTRA C CC (Z02) 1.9 CDTI (F68)	Z 19 DTH	04.04 - 08.08	1910	D	110 kW	859	36
VECTRA C CC (Z02) 1.9 CDTI (F68)	Z 19 DTL	06.05 - 08.08	1910	D	74 kW	859	36
VECTRA C CC (Z02) 1.9 CDTI (F68)	Z 19 DT	04.04 - 01.09	1910	D	88 kW	859	36
VECTRA C CC (Z02) 2.0 DTI 16V (F68)	Y 20 DTH	08.02 - 08.05	1995	D	74 kW	861	44
VECTRA C CC (Z02) 2.2 DTI 16V (F68)	Y 22 DTR	08.02 - 07.06	2172	D	92 kW	861	44
VECTRA C CC (Z02) 2.2 DTI 16V (F68)	Y 22 DTR	08.02 - 06.08	2172	D	86 kW	861	44
VECTRA C Caravan (Z02) 1.6 (F35)	Z 16 XEP	12.05 - 08.08	1598	B	77 kW	856	21
VECTRA C Caravan (Z02) 1.6 16V (F35)	Z 16 XE	06.04 - 09.05	1598	B	74 kW	856	21
VECTRA C Caravan (Z02) 1.8 (F35)	Z 18 XER	08.05 - 08.08	1796	B	103 kW	858	33
VECTRA C Caravan (Z02) 1.8 (F35)	Z 18 XE	10.03 - 09.06	1796	B	90 kW	858	33
VECTRA C Caravan (Z02) 1.9 CDTI (F35)	Z 19 DTH	04.04 - 08.08	1910	D	110 kW	859	36
VECTRA C Caravan (Z02) 1.9 CDTI (F35)	Z 19 DTL	06.05 - 08.08	1910	D	74 kW	859	36
VECTRA C Caravan (Z02) 1.9 CDTI (F35)	Z 19 DT	04.04 - 01.09	1910	D	88 kW	859	36
VECTRA C Caravan (Z02) 2.0 DTI (F35)	Y 20 DTH	10.03 - 08.05	1995	D	74 kW	861	44
VECTRA C Caravan (Z02) 2.2 DTI (F35)	Y 22 DTR	10.03 - 12.05	2172	D	92 kW	861	44
VIVARO A Bus (X83) 1.9 DI (F7, J7, A07)	F9Q 762	08.01 - 07.06	1870	D	60 kW	858	30
VIVARO A Bus (X83) 1.9 DI (F7, J7, A07)	F9Q 774	08.01 - 07.06	1870	D	60 kW	858	30
VIVARO A Bus (X83) 1.9 DTI (F7, J7, A07)	F9Q 760	08.01 - 07.14	1870	D	74 kW	858	30
VIVARO A Bus (X83) 2.0 16V (F7, J7, A07)	F4R 720	08.01 - 07.06	1998	B	88 kW	860	40
VIVARO A Bus (X83) 2.0 CDTI (F7, J7, A07)	M9R 630	08.06 - 07.14	1995	D	66 kW	860	42
VIVARO A Bus (X83) 2.0 CDTI (F7, J7, A07)	M9R 630	08.06 - 07.14	1995	D	84 kW	860	42
VIVARO A Bus (X83) 2.0 CDTI (F7, J7, A07)	M9R 692	08.06 - 07.14	1995	D	66 kW	860	42
VIVARO A Bus (X83) 2.0 CDTI (F7, J7, A07)	M9R 692	08.06 - 07.14	1995	D	84 kW	860	42
VIVARO A Bus (X83) 2.0 CDTI (F7, J7, A07)	M9R 780	08.06 - 07.14	1995	D	66 kW	861	43



							
VIVARO A Bus (X83) 2.0 CDTI (F7, J7, A07)	M9R 780	08.06 - 07.14	1995	D	84 kW	861	43
VIVARO A Bus (X83) 2.0 CDTI (F7, J7, A07)	M9R 782	08.06 - 07.14	1995	D	66 kW	860	42
VIVARO A Bus (X83) 2.0 CDTI (F7, J7, A07)	M9R 784	08.06 - 07.14	1995	D	84 kW	860	42
VIVARO A Bus (X83) 2.0 CDTI (F7, J7, A07)	M9R 786	08.06 - 07.14	1995	D	66 kW	860	42
VIVARO A Bus (X83) 2.0 CDTI (F7, J7, A07)	M9R 786	08.06 - 07.14	1995	D	84 kW	860	42
VIVARO A Bus (X83) 2.0 CDTI (F7, J7, A07)	M9R 788	08.06 - 07.14	1995	D	84 kW	860	42
VIVARO A Bus (X83) 2.0 ECOTEC (F7, A07, J7)	F4R 820	08.06 - 07.14	1998	B	86 kW	860	40
VIVARO A Bus (X83) 2.5 CDTI (F7, J7, A07)	G9U 630	08.06 - 07.14	2464	D	107 kW	863	55
VIVARO A Bus (X83) 2.5 CDTI (F7, J7, A07)	G9U 630	08.06 - 03.10	2464	D	84 kW	863	55
VIVARO A Bus (X83) 2.5 DTI (F7, J7, A07)	G9U 730	04.03 - 03.10	2464	D	99 kW	863	55
VIVARO A Kasten (X83) 1.9 DI (F7)	F9Q 762	08.01 - 07.06	1870	D	60 kW	858	30
VIVARO A Kasten (X83) 1.9 DTI (F7)	F9Q 760	08.01 - 07.14	1870	D	74 kW	858	30
VIVARO A Kasten (X83) 2.0 16V (F7)	F4R 720	08.01 - 07.06	1998	B	88 kW	860	40
VIVARO A Kasten (X83) 2.0 CDTI (F7)	M9R 630	08.06 - 07.14	1995	D	66 kW	860	42
VIVARO A Kasten (X83) 2.0 CDTI (F7)	M9R 630	08.06 - 07.14	1995	D	84 kW	860	42
VIVARO A Kasten (X83) 2.0 CDTI (F7)	M9R 692	08.06 - 07.14	1995	D	66 kW	860	42
VIVARO A Kasten (X83) 2.0 CDTI (F7)	M9R 692	08.06 - 07.14	1995	D	84 kW	860	42
VIVARO A Kasten (X83) 2.0 CDTI (F7)	M9R 780	08.06 - 07.14	1995	D	66 kW	861	43
VIVARO A Kasten (X83) 2.0 CDTI (F7)	M9R 780	08.06 - 07.14	1995	D	84 kW	861	43
VIVARO A Kasten (X83) 2.0 CDTI (F7)	M9R 782	08.06 - 07.14	1995	D	66 kW	860	42
VIVARO A Kasten (X83) 2.0 CDTI (F7)	M9R 784	08.06 - 07.14	1995	D	84 kW	860	42
VIVARO A Kasten (X83) 2.0 CDTI (F7)	M9R 786	08.06 - 07.14	1995	D	66 kW	860	42
VIVARO A Kasten (X83) 2.0 CDTI (F7)	M9R 786	08.06 - 07.14	1995	D	84 kW	860	42
VIVARO A Kasten (X83) 2.0 CDTI (F7)	M9R 788	08.06 - 07.14	1995	D	84 kW	860	42
VIVARO A Kasten (X83) 2.0 ECOTEC (F7)	F4R 820	08.06 - 07.14	1998	B	86 kW	860	40
VIVARO A Kasten (X83) 2.5 CDTI (F7)	G9MB6	08.06 - 07.14	2463	D	107 kW	863	55
VIVARO A Kasten (X83) 2.5 CDTI (F7)	G9U 630	08.06 - 07.14	2464	D	107 kW	863	55
VIVARO A Kasten (X83) 2.5 CDTI (F7)	G9U 630	08.06 - 03.10	2464	D	84 kW	863	55
VIVARO A Kasten (X83) 2.5 DTI (F7)	G9U 730	04.03 - 03.10	2464	D	99 kW	863	55
VIVARO A Pritsche/Fahrgestell (X83) 1.9 DTI	F9Q 760	02.01 - 12.10	1870	D	74 kW	858	30
VIVARO A Pritsche/Fahrgestell (X83) 1.9 Di	F9Q 762	08.01 - 07.14	1870	D	60 kW	858	30
VIVARO A Pritsche/Fahrgestell (X83) 2.0 16V	F4R 720	01.02 - 07.06	1998	B	88 kW	860	40
VIVARO A Pritsche/Fahrgestell (X83) 2.0 CDTI	M9R 630	01.06 - 07.14	1995	D	66 kW	860	42
VIVARO A Pritsche/Fahrgestell (X83) 2.0 CDTI	M9R 630	08.06 - 07.14	1995	D	84 kW	860	42
VIVARO A Pritsche/Fahrgestell (X83) 2.0 CDTI	M9R 692	01.06 - 07.14	1995	D	66 kW	860	42
VIVARO A Pritsche/Fahrgestell (X83) 2.0 CDTI	M9R 692	08.06 - 07.14	1995	D	84 kW	860	42
VIVARO A Pritsche/Fahrgestell (X83) 2.0 CDTI	M9R 780	01.06 - 07.14	1995	D	66 kW	861	43
VIVARO A Pritsche/Fahrgestell (X83) 2.0 CDTI	M9R 780	08.06 - 07.14	1995	D	84 kW	861	43
VIVARO A Pritsche/Fahrgestell (X83) 2.0 CDTI	M9R 782	01.06 - 07.14	1995	D	66 kW	860	42
VIVARO A Pritsche/Fahrgestell (X83) 2.0 CDTI	M9R 782	08.06 - 07.14	1995	D	84 kW	860	42
VIVARO A Pritsche/Fahrgestell (X83) 2.0 CDTI	M9R 784	08.06 - 07.14	1995	D	84 kW	860	42
VIVARO A Pritsche/Fahrgestell (X83) 2.0 CDTI	M9R 786	01.06 - 07.14	1995	D	66 kW	860	42
VIVARO A Pritsche/Fahrgestell (X83) 2.0 CDTI	M9R 786	08.06 - 07.14	1995	D	84 kW	860	42
VIVARO A Pritsche/Fahrgestell (X83) 2.0 CDTI	M9R 788	08.06 - 07.14	1995	D	84 kW	860	42
VIVARO A Pritsche/Fahrgestell (X83) 2.0 ECOTEC	F4R 820	08.06 - 07.14	1998	B	86 kW	860	40
VIVARO A Pritsche/Fahrgestell (X83) 2.5 CDTI	G9U 630	08.06 - 03.10	2464	D	84 kW	863	55
VIVARO A Pritsche/Fahrgestell (X83) 2.5 CDTI	G9U 630	08.06 - 07.14	2464	D	107 kW	863	55
VIVARO A Pritsche/Fahrgestell (X83) 2.5 DTI	G9U 730	04.03 - 03.10	2464	D	99 kW	863	55
VIVARO B Bus (X82) 1.6 CDTI (06)	R9M 408	06.14 - 12.16	1598	D	85 kW	857	26
VIVARO B Bus (X82) 1.6 CDTI (06)	R9M 408	06.14 - 12.16	1598	D	66 kW	857	26
VIVARO B Bus (X82) 1.6 CDTI (06)	R9M 408	04.15 - 12.19	1598	D	70 kW	857	26
VIVARO B Bus (X82) 1.6 CDTI (06)	R9M 413	04.15 - 12.19	1598	D	70 kW	857	26
VIVARO B Bus (X82) 1.6 CDTI (06)	R9M 415	04.15 - 12.19	1598	D	70 kW	857	27
VIVARO B Bus (X82) 1.6 CDTI (06)	R9M 415	01.19 - 12.19	1598	D	89 kW	857	27
VIVARO B Bus (X82) 1.6 CDTI (06)	R9M 450	06.14 - 12.16	1598	D	85 kW	857	26
VIVARO B Bus (X82) 1.6 CDTI (06)	R9M 450	06.14 - 12.19	1598	D	88 kW	857	26
VIVARO B Bus (X82) 1.6 CDTI (06)	R9M 450	06.14 - 12.16	1598	D	103 kW	857	26
VIVARO B Bus (X82) 1.6 CDTI (06)	R9M 450	04.15 - 12.19	1598	D	92 kW	857	26
VIVARO B Bus (X82) 1.6 CDTI (06)	R9M 450	04.15 - 12.19	1598	D	107 kW	857	26
VIVARO B Bus (X82) 1.6 CDTI (06)	R9M 452	04.15 - 12.19	1598	D	92 kW	857	26
VIVARO B Bus (X82) 1.6 CDTI (06)	R9M 452	04.15 - 12.19	1598	D	107 kW	857	26
VIVARO B Kasten (X82) 1.6 CDTI (05)	R9M 408	06.14 - 12.16	1598	D	66 kW	857	26

			ccm		kw		1 POS
VIVARO B Kasten (X82) 1.6 CDTI (05)	R9M 408	06.14 - 12.16	1598	D	85 kW	857	26
VIVARO B Kasten (X82) 1.6 CDTI (05)	R9M 413	06.14 - 12.19	1598	D	88 kW	857	26
VIVARO B Kasten (X82) 1.6 CDTI (05)	R9M 413	03.16 - 12.19	1598	D	70 kW	857	26
VIVARO B Kasten (X82) 1.6 CDTI (05)	R9M 413	03.16 - 12.19	1598	D	89 kW	857	26
VIVARO B Kasten (X82) 1.6 CDTI (05)	R9M 415	03.16 - 12.19	1598	D	70 kW	857	27
VIVARO B Kasten (X82) 1.6 CDTI (05)	R9M 415	03.16 - 12.19	1598	D	89 kW	857	27
VIVARO B Kasten (X82) 1.6 CDTI (05)	R9M 450	06.14 - 12.16	1598	D	103 kW	857	26
VIVARO B Kasten (X82) 1.6 CDTI (05)	R9M 450	06.14 - 12.16	1598	D	85 kW	857	26
VIVARO B Kasten (X82) 1.6 CDTI (05)	R9M 450	06.14 - 12.19	1598	D	88 kW	857	26
VIVARO B Kasten (X82) 1.6 CDTI (05)	R9M 452	03.16 - 12.19	1598	D	92 kW	857	26
VIVARO B Kasten (X82) 1.6 CDTI (05)	R9M 452	03.16 - 12.19	1598	D	107 kW	857	26
VIVARO B Pritsche/Fahrgestell (X82) 1.6 CDTI (03)	R9M 408	06.14 - 12.16	1598	D	85 kW	857	26
VIVARO B Pritsche/Fahrgestell (X82) 1.6 CDTI (03)	R9M 450	08.15 - 12.19	1598	D	88 kW	857	26
VIVARO B Pritsche/Fahrgestell (X82) 1.6 CDTI (03)	R9M 450	08.15 - 12.16	1598	D	103 kW	857	26
VIVARO B Pritsche/Fahrgestell (X82) 1.6 CDTI (03)	R9M 450	06.14 - 12.16	1598	D	85 kW	857	26
VIVARO B Pritsche/Fahrgestell (X82) 1.6 CDTI (03)	R9M 452	11.16 - 12.19	1598	D	92 kW	857	26
VIVARO B Pritsche/Fahrgestell (X82) 1.6 CDTI (03)	R9M 452	11.16 - 12.19	1598	D	107 kW	857	26
VIVARO C Bus (K0) 1.5	D 15 DT (DV5RUCD)	03.19	1499	D	75 kW	855	12
VIVARO C Bus (K0) 1.5	D 15 DTH (DV5RUC)	03.19	1499	D	88 kW	855	12
VIVARO C Bus (K0) 2.0	D 20 DTH (DW10FD)	03.19	1997	D	110 kW	862	47
VIVARO C Bus (K0) 2.0	D 20 DTL (DW10FE)	03.19	1997	D	90 kW	862	48
VIVARO C Kasten (K0) 1.5 4x4	D 15 DTH (DV5RUC)	03.19	1499	D	88 kW	855	12
VIVARO C Kasten (K0) 1.5	D 15 DT (DV5RUCD)	03.19	1499	D	75 kW	855	12
VIVARO C Kasten (K0) 1.5	D 15 DTH (DV5RUC)	03.19	1499	D	88 kW	855	12
VIVARO C Kasten (K0) 2.0 4x4	D 20 DTH (DW10FD)	03.19	1997	D	110 kW	862	47
VIVARO C Kasten (K0) 2.0	D 20 DTH (DW10FD)	03.19	1997	D	110 kW	862	47
VIVARO C Kasten (K0) 2.0	D 20 DTL (DW10FE)	03.19	1997	D	90 kW	862	48
VIVARO C Kasten (K0) 2.0	D 20 DTR (DW10FDCU)	03.19	1997	D	130 kW	862	48
VIVARO C Plattform Cabin (K0) 2.0	D 20 DTH (DW10FD)	03.19	1997	D	110 kW	862	47
VIVARO C Plattform Cabin (K0) 2.0	D 20 DTL (DW10FE)	03.19	1997	D	90 kW	862	48
ZAFIRA / ZAFIRA FAMILY B (A05) 1.6 (M75)	A 16 XER	01.08 - 04.15	1598	B	85 kW	856	21
ZAFIRA / ZAFIRA FAMILY B (A05) 1.6 (M75)	Z 16 XE1	07.05 - 09.12	1598	B	77 kW	856	21
ZAFIRA / ZAFIRA FAMILY B (A05) 1.6 (M75)	Z 16 XEP	07.05 - 09.12	1598	B	77 kW	856	21
ZAFIRA / ZAFIRA FAMILY B (A05) 1.6 (M75)	Z 16 XER	01.08 - 04.15	1598	B	85 kW	856	21
ZAFIRA / ZAFIRA FAMILY B (A05) 1.6 CNG (M75)	Z 16 YNG	07.05 - 04.15	1598	B/G	69 kW	856	21
ZAFIRA / ZAFIRA FAMILY B (A05) 1.6 CNG Turbo (M75)	A 16 XNT	04.10 - 04.15	1598	B/G	110 kW	856	19
ZAFIRA / ZAFIRA FAMILY B (A05) 1.6 CNG Turbo (M75)	Z 16 XNT	04.10 - 04.15	1598	B/G	110 kW	856	19
ZAFIRA / ZAFIRA FAMILY B (A05) 1.6 FlexFuel (M75)	Z 16 XER	08.08 - 12.12	1598	B/E	85 kW	856	21
ZAFIRA / ZAFIRA FAMILY B (A05) 1.7 CDTI (M75)	A 17 DTJ	01.08 - 04.15	1686	D	81 kW	856	22
ZAFIRA / ZAFIRA FAMILY B (A05) 1.7 CDTI (M75)	A 17 DTR	03.07 - 04.15	1686	D	92 kW	856	22
ZAFIRA / ZAFIRA FAMILY B (A05) 1.7 CDTI (M75)	Z 17 DTJ	01.08 - 04.15	1686	D	81 kW	856	22
ZAFIRA / ZAFIRA FAMILY B (A05) 1.7 CDTI (M75)	Z 17 DTR	03.07 - 04.15	1686	D	92 kW	856	20
ZAFIRA / ZAFIRA FAMILY B (A05) 1.8 (M75)	A 18 XEL	06.13 - 04.15	1796	B	88 kW	858	33
ZAFIRA / ZAFIRA FAMILY B (A05) 1.8 (M75)	A 18 XER	07.05 - 05.19	1796	B	103 kW	858	33
ZAFIRA / ZAFIRA FAMILY B (A05) 1.8 (M75)	Z 18 XER	07.05 - 05.19	1796	B	103 kW	858	33
ZAFIRA / ZAFIRA FAMILY B (A05) 1.8 LPG (M75)	Z 18 XER	07.09 - 04.15	1796	B/G	103 kW	858	33
ZAFIRA / ZAFIRA FAMILY B (A05) 1.9 CDTI (M75)	Z 19 DTH	07.05 - 04.15	1910	D	110 kW	859	36
ZAFIRA / ZAFIRA FAMILY B (A05) 1.9 CDTI (M75)	Z 19 DTL	07.05 - 12.10	1910	D	74 kW	859	36
ZAFIRA / ZAFIRA FAMILY B (A05) 1.9 CDTI (M75)	Z 19 DT	07.05 - 04.15	1910	D	88 kW	859	36
ZAFIRA A Großraumlimousine (T98) 1.6 (F75)	Z 16 XEP	10.03 - 06.05	1598	B	76 kW	856	21
ZAFIRA A Großraumlimousine (T98) 1.6 (F75)	Z 16 XE	10.03 - 06.05	1598	B	76 kW	856	21
ZAFIRA A Großraumlimousine (T98) 1.6 16V (F75)	X 16 XEL	04.99 - 06.05	1598	B	74 kW	856	21
ZAFIRA A Großraumlimousine (T98) 1.6 16V (F75)	Z 16 XE	04.99 - 06.05	1598	B	74 kW	856	21
ZAFIRA A Großraumlimousine (T98) 1.6 CNG (F75)	Z 16 YNG	09.01 - 06.05	1598	B/G	71 kW	856	21
ZAFIRA A Großraumlimousine (T98) 1.6 LPG (F75)	X 16 XEL	04.99 - 06.05	1598	B/G	74 kW	856	21
ZAFIRA A Großraumlimousine (T98) 1.6 LPG (F75)	Z 16 XEP	10.03 - 06.05	1598	B/G	76 kW	856	21
ZAFIRA A Großraumlimousine (T98) 1.6 LPG (F75)	Z 16 XE	04.99 - 06.05	1598	B/G	74 kW	856	21
ZAFIRA A Großraumlimousine (T98) 1.8 16V (F75)	X 18 XE1	04.99 - 09.00	1796	B	85 kW	858	33
ZAFIRA A Großraumlimousine (T98) 1.8 16V (F75)	Z 18 XE	09.00 - 06.05	1796	B	92 kW	858	33
ZAFIRA A Großraumlimousine (T98) 2.0 DI 16V (F75)	X 20 DTL	07.99 - 06.05	1995	D	60 kW	861	44
ZAFIRA A Großraumlimousine (T98) 2.0 DI 16V (F75)	Y 20 DTL	07.99 - 06.05	1995	D	60 kW	861	44
ZAFIRA A Großraumlimousine (T98) 2.0 DTI 16V (F75)	Y 20 DTH	09.00 - 06.05	1995	D	74 kW	861	44



ZAFIRA A Großraumlimousine (T98) 2.0 OPC (F75)	Z 20 LET	09.01 - 06.05	1998	B	141 kW	863	51
ZAFIRA A Großraumlimousine (T98) 2.0 OPC (F75)	Z 20 LET	11.02 - 06.05	1998	B	147 kW	863	51
ZAFIRA A Großraumlimousine (T98) 2.2 DTI 16V (F75)	Y 22 DTR	01.02 - 06.05	2172	D	86 kW	861	44
ZAFIRA A Großraumlimousine (T98) 2.2 DTI 16V (F75)	Y 22 DTR	01.02 - 06.05	2172	D	92 kW	861	44
ZAFIRA B Kasten/Großraumlimousine (A05) 1.6 CNG Turbo VAN (M75)	A 16 XNT	02.09 - 04.15	1598	B/G	110 kW	856	19
ZAFIRA B Kasten/Großraumlimousine (A05) 1.6 CNG Turbo VAN (M75)	Z 16 XNT	02.09 - 04.15	1598	B/G	110 kW	856	19
ZAFIRA B Kasten/Großraumlimousine (A05) 1.6 CNG VAN (M75)	Z 16 YNG	07.05 - 04.15	1598	B/G	69 kW	856	21
ZAFIRA B Kasten/Großraumlimousine (A05) 1.7 CDTI VAN (M75)	A 17 DTJ	01.08 - 04.15	1686	D	81 kW	856	22
ZAFIRA B Kasten/Großraumlimousine (A05) 1.7 CDTI VAN (M75)	A 17 DTR	01.08 - 04.15	1686	D	92 kW	856	22
ZAFIRA B Kasten/Großraumlimousine (A05) 1.7 CDTI VAN (M75)	Z 17 DTJ	01.08 - 04.15	1686	D	81 kW	856	22
ZAFIRA B Kasten/Großraumlimousine (A05) 1.8 VAN (M75)	A 18 XER	07.05 - 04.15	1796	B	103 kW	858	33
ZAFIRA B Kasten/Großraumlimousine (A05) 1.8 VAN (M75)	Z 18 XER	07.05 - 04.15	1796	B	103 kW	858	33
ZAFIRA B Kasten/Großraumlimousine (A05) 1.9 CDTI VAN (M75)	Z 19 DTH	07.05 - 04.15	1910	D	110 kW	859	36
ZAFIRA B Kasten/Großraumlimousine (A05) 1.9 CDTI VAN (M75)	Z 19 DT	07.05 - 04.15	1910	D	88 kW	859	36
ZAFIRA LIFE Bus (K0) 1.5	D 15 DT (DV5RUCD)	03.19	1499	D	75 kW	855	12
ZAFIRA LIFE Bus (K0) 1.5	D 15 DTH (DV5RUC)	03.19	1499	D	88 kW	855	12
ZAFIRA LIFE Bus (K0) 2.0 4x4	D 20 DTH (DW10FD)	03.19	1997	D	110 kW	862	47
ZAFIRA LIFE Bus (K0) 2.0	D 20 DTH (DW10FD)	03.19	1997	D	110 kW	862	47
ZAFIRA LIFE Bus (K0) 2.0	D 20 DTL (DW10FE)	08.19	1997	D	90 kW	862	48
ZAFIRA LIFE Bus (K0) 2.0	D 20 DTR (DW10FDCU)	03.19	1997	D	130 kW	862	48
ZAFIRA TOURER C (P12) 1.4 (75)	A 14 NEL	10.11	1364	B	88 kW	853	4
ZAFIRA TOURER C (P12) 1.4 (75)	A 14 NET	10.11	1364	B	103 kW	853	4
ZAFIRA TOURER C (P12) 1.4 (75)	B 14 NEL	10.11	1364	B	88 kW	853	4
ZAFIRA TOURER C (P12) 1.4 (75)	B 14 NET	10.11	1364	B	103 kW	853	4
ZAFIRA TOURER C (P12) 1.4 LPG (75)	A 14 NET	10.11	1364	B/G	103 kW	853	4
ZAFIRA TOURER C (P12) 1.4 LPG (75)	B 14 NET	10.11	1364	B/G	103 kW	853	4
ZAFIRA TOURER C (P12) 1.6 (75)	A 16 XHT	09.12	1598	B	125 kW	856	19
ZAFIRA TOURER C (P12) 1.6 CDTi (75)	B 16 DTH	02.13	1598	D	100 kW	857	23
ZAFIRA TOURER C (P12) 1.6 CDTi (75)	B 16 DTH	07.14	1598	D	88 kW	857	23
ZAFIRA TOURER C (P12) 1.6 CDTi (75)	B 16 DTH	11.16	1598	D	99 kW	857	23
ZAFIRA TOURER C (P12) 1.6 CNG (75)	A 16 XNT	10.11	1598	B/G	110 kW	856	19
ZAFIRA TOURER C (P12) 1.6 CNG (75)	B 16 XNT	10.11	1598	B/G	110 kW	856	19
ZAFIRA TOURER C (P12) 1.6 SIDI (75)	A 16 SHT	07.13	1598	B	147 kW	856	19
ZAFIRA TOURER C (P12) 1.8 (75)	A 18 XEL	10.11	1796	B	85 kW	858	33
ZAFIRA TOURER C (P12) 1.8 (75)	A 18 XER	10.11	1796	B	103 kW	858	33
ZAFIRA TOURER C (P12) 2.0 BiTurbo CDTi (75)	A 20 DTR	01.13	1956	D	143 kW	860	41
ZAFIRA TOURER C (P12) 2.0 CDTi (75)	A 20 DTH	10.11	1956	D	121 kW	860	41
ZAFIRA TOURER C (P12) 2.0 CDTi (75)	A 20 DTL	10.11	1956	D	81 kW	860	41
ZAFIRA TOURER C (P12) 2.0 CDTi (75)	A 20 DT	10.11	1956	D	96 kW	860	41
ZAFIRA TOURER C (P12) 2.0 CDTi (75)	B 20 DTH	01.15	1956	D	125 kW	860	41
ZAFIRA TOURER C (P12) 2.0 CDTi (75)	Y 20 DTJ	10.11	1956	D	96 kW	860	41
ZAFIRA TOURER C VAN (P12) 2.0 CDTi (75)	A 20 DTH	01.13	1956	D	121 kW	860	41
ZAFIRA TOURER C VAN (P12) 2.0 CDTi (75)	A 20 DTL	01.13	1956	D	81 kW	860	41
ZAFIRA TOURER C VAN (P12) 2.0 CDTi (75)	A 20 DT	01.12	1956	D	96 kW	860	41
ZAFIRA TOURER C VAN (P12) 2.0 CDTi (75)	Y 20 DTJ	01.12	1956	D	96 kW	860	41

ENGINE			ccm	kW			1 POS
12 NV	77,800	4	1196	37 - 38 kW	B	855	17
12 NZ	72,000	4	1195	33 kW	B	853	2
12 ST	77,800	4	1196	40 - 43 kW	B	855	17
13 NB	75,000	4	1297	44 kW	B	854	8
13 N	75,000	4	1297	39 - 44 kW	B	854	8
13 SB	75,000	4	1297	51 kW	B	854	8
13 S	75,000	4	1297	42 - 55 kW	B	854	8
14 NV	77,600	4	1389	53 - 55 kW	B	855	16
14 SE	77,600	4	1389	60 kW	B	855	16
15 D (4EC1)	76,000	4	1488	37 kW	D	855	14
15 DT (T4EC1)	76,000	4	1488	49 - 53 kW	D	855	14
15 DT	76,000	4	1488	49 kW	D	855	13
15 D	76,000	4	1488	37 kW	D	855	13
15 NT	80,000	4	1488	47 kW	B	858	28
16 DA	80,000	4	1598	40 kW	D	857	24
16 D	80,000	4	1598	40 kW	D	857	24
16 LZ2	79,000	4	1598	55 kW	B	856	21
16 NZR	79,000	4	1598	55 kW	B	856	21
16 N	80,000	4	1598	51 - 55 kW	B	857	24
16 SH	80,000	4	1598	66 kW	B	857	24
16 SV	79,000	4	1598	60 kW	B	856	18
17 D (4EE1)	79,000	4	1686	44 kW	D	856	20
17 DR	82,500	4	1699	42 - 44 kW	D	859	38
17 DT (TC4EE1)	79,000	4	1686	60 kW	D	856	20
17 D	82,500	4	1699	42 - 44 kW	D	859	37
17 TD	79,000	4	1686	60 kW	D	856	20
18 E	84,800	4	1796	82 - 85 kW	B	861	45
18 NV	84,800	4	1796	60 - 66 kW	B	861	46
18 N	84,800	4	1796	55 kW	B	861	45
18 SEH	84,800	4	1796	85 kW	B	861	46
18 SE	84,800	4	1796	82 - 85 kW	B	861	45
18 SV	84,800	4	1796	63 - 66 kW	B	861	46
18 S	84,800	4	1796	65 - 66 kW	B	861	45
19 DJ	80,000	4	1870	44 kW	D	858	29
19 DL	80,000	4	1870	44 kW	D	858	29
20 NEJ	86,000	4	1998	82 kW	B	863	52
20 NE	86,000	4	1998	85 - 95 kW	B	863	52
20 SEH	86,000	4	1998	95 kW	B	863	52
20 SE	86,000	4	1998	85 - 90 kW	B	863	52
20 XEJ	86,000	4	1998	110 kW	B	863	52
20 XE	86,000	4	1998	115 kW	B	863	52
4 JG2TC	95,400	4	3059	84 kW	D	864	59
4 JG2T	95,400	4	3059	80 kW	D	864	59
4JA1-TC	93,000	4	2499	74 kW	D	863	56
4JA1-T	93,000	4	2499	56 kW	D	863	56
4JA1	93,000	4	2499	56 - 74 kW	D	863	56
A 10 XEP	73,400	3	998	44 - 48 kW	B	853	5
A 12 XEL	73,400	4	1229	51 kW	B	853	6
A 12 XER	73,400	4	1229	61 - 63 kW	B	853	6
A 13 DTC	69,600	4	1248	55 kW	D	853	1
A 13 DTE	69,600	4	1248	70 kW	D	853	1
A 13 DTR	69,600	4	1248	70 kW	D	853	1
A 13 FD	69,600	4	1248	55 - 70 kW	D	853	1
A 14 NEL	72,500	4	1364	88 kW	B	853	4
A 14 NET	72,500	4	1364	103 kW	B	853	4
A 14 XEL	73,400	4	1398	64 kW	B	853	6
A 14 XER	73,400	4	1398	74 kW	B	853	6
A 14 XFL	73,400	4	1398	54 kW	B	853	6
A 16 LEL	79,000	4	1598	110 kW	B	856	19
A 16 LER	79,000	4	1598	141 kW	B	856	19
A 16 LES	79,000	4	1598	150 - 155 kW	B	856	19
A 16 LET	79,000	4	1598	132 kW	B	856	19

ENGINE			ccm	kW			1 POS
A 16 NHT (EP6FDT)	77,000	4	1598	115 kW	B	855	15
A 16 SHT	79,000	4	1598	147 kW	B	856	19
A 16 XER	79,000	4	1598	84 - 85 kW	B	856	21
A 16 XHT	79,000	4	1598	125 kW	B	856	19
A 16 XNT	79,000	4	1598	110 kW	B/G	856	19
A 17 DTC	79,000	4	1686	81 kW	D	856	20
A 17 DTE	79,000	4	1686	81 kW	D	856	20
A 17 DTF	79,000	4	1686	96 kW	D	856	20
A 17 DTI	79,000	4	1686	81 kW	D	856	20
A 17 DTJ	79,000	4	1686	81 kW	D	856	22
A 17 DTL	79,000	4	1686	74 kW	D	856	20
A 17 DTN	79,000	4	1686	74 kW	D	856	20
A 17 DTR	79,000	4	1686	92 kW	D	856	22
A 17 DTS	79,000	4	1686	96 kW	D	856	20
A 17 DT	79,000	4	1686	74 kW	D	856	20
A 18 XEL	80,500	4	1796	85 - 88 kW	B	858	33
A 18 XER	80,500	4	1796	101 - 103 kW	B	858	33
A 20 DTC	83,000	4	1956	81 kW	D	860	41
A 20 DTE	83,000	4	1956	88 - 103 kW	D	860	41
A 20 DTH	83,000	4	1956	96 - 121 kW	D	860	41
A 20 DTJ	83,000	4	1956	96 kW	D	860	41
A 20 DTL	83,000	4	1956	81 kW	D	860	41
A 20 DTR	83,000	4	1956	140 - 143 kW	D	860	41
A 20 DT	83,000	4	1956	96 kW	D	860	41
B 12 XE (EB2F)	75,000	3	1199	60 kW	B	854	9
B 12 XEL	73,400	4	1229	51 kW	B	853	6
B 12 XER	73,400	4	1229	51 kW	B	853	6
B 12 XHL (EB2DT)	75,000	3	1199	81 kW	B	854	9
B 12 XHT (EB2DTS)	75,000	3	1199	81 - 96 kW	B	854	9
B 13 DTC	69,600	4	1248	55 kW	D	853	1
B 13 DTE	69,600	4	1248	70 kW	D	853	1
B 13 DTN	69,600	4	1248	55 kW	D	853	1
B 13 DTR	69,600	4	1248	70 kW	D	853	1
B 14 NEL	72,500	4	1364	88 kW	B	853	4
B 14 NET	72,500	4	1364	103 - 110 kW	B	853	4
B 14 XEL	73,400	4	1398	64 - 66 kW	B	853	6
B 14 XER	73,400	4	1398	74 kW	B	853	6
B 16 DT (DV6FD)	75,000	4	1560	73 kW	D	854	10
B 16 DTH (DV6FC)	75,000	4	1560	85 - 88 kW	D	854	10
B 16 DTH	79,700	4	1598	81 - 100 kW	D	857	23
B 16 DTL	79,700	4	1598	81 kW	D	857	23
B 16 LER	79,000	4	1598	141 - 152 kW	B	856	19
B 16 LES	79,000	4	1598	152 - 155 kW	B	856	21
B 16 XER	79,000	4	1598	85 kW	B	856	21
B 16 XNT	79,000	4	1598	110 kW	B/G	856	19
B 18 XER	80,500	4	1796	103 kW	B	859	34
B 20 DTH	83,000	4	1956	125 kW	D	860	41
C 12 NZ	72,000	4	1195	33 kW	B	853	2
C 13 N	75,000	4	1297	44 kW	B	854	8
C 14 NZ	77,600	4	1389	40 - 44 kW	B	855	16
C 14 SEL	77,600	4	1389	63 kW	B	855	16
C 14 SE	77,600	4	1389	54 - 60 kW	B	855	16
C 16 LZ2	79,000	4	1598	51 - 55 kW	B	856	21
C 16 LZ	79,000	4	1598	55 kW	B	856	21
C 16 NZ2	79,000	4	1598	55 kW	B	856	21
C 16 NZ	79,000	4	1598	55 - 60 kW	B	856	21
C 16 SEI	79,000	4	1598	72 kW	B	856	21
C 16 SEL	79,000	4	1598	74 kW	B	856	21
C 16 SE	79,000	4	1598	74 kW	B	856	21
C 16 XE	79,000	4	1598	80 kW	B	856	21
C 18 NE	84,800	4	1796	74 kW	B	861	45
C 18 NT	84,800	4	1796	66 kW	B	861	45



ENGINE	ccm	kW	POS	ENGINE	ccm	kW	POS
C 18 NV	84,800	4	1796	74 kW	B	861	45
C 18 NZ	84,800	4	1796	66 kW	B	861	45
C 18 SEL	81,600	4	1799	85 kW	B	859	35
C 18 XEL	81,600	4	1799	85 kW	B	859	35
C 18 XE	81,600	4	1799	92 kW	B	859	35
C 20 LET	86,000	4	1998	150 kW	B	863	52
C 20 NEF	86,000	4	1998	74 kW	B	863	52
C 20 NEJ	86,000	4	1998	73 - 74 kW	B	863	52
C 20 NE	86,000	4	1998	85 kW	B	863	52
C 20 SEL	86,000	4	1998	85 - 100 kW	B	863	52
C 20 XE	86,000	4	1998	110 kW	B	863	52
C 22 SEL	86,000	4	2198	102 - 104 kW	B	863	52
D 12 XE (EB2FA)	75,000	3	1199	60 kW	B	854	11
D 12 XHL (EB2ADT)	75,000	3	1199	81 kW	B	854	11
D 12 XHT (EB2ADTS)	75,000	3	1199	96 kW	B	854	11
D 15 DT (DV5RD)	75,000	4	1499	75 kW	D	855	12
D 15 DT (DV5RUCD)	75,000	4	1499	75 kW	D	855	12
D 15 DTH (DV5RUC)	75,000	4	1499	88 - 96 kW	D	855	12
D 15 DTH (DV5RUC)	75,000	4	1499	88 kW	D	855	12
D 15 DTL (DV5RE)	75,000	4	1499	56 kW	D	855	12
D 20 DTH (DW10FC)	85,000	4	1997	130 - 132 kW	D	862	47
D 20 DTH (DW10FD)	85,000	4	1997	110 kW	D	862	47
D 20 DTL (DW10FE)	85,000	4	1997	90 kW	D	862	48
D 20 DTR (DW10F-DCU)	85,000	4	1997	130 kW	D	862	48
D 20 DTR	83,000	4	1956	154 kW	D	860	41
D13A	69,600	4	1248	55 kW	D	853	1
E 16 LZ	79,000	4	1598	55 kW	B	856	21
E 16 NZ	79,000	4	1598	55 - 65 kW	B	856	21
E 16 SE	79,000	4	1598	74 - 75 kW	B	856	21
E 18 NVR	84,800	4	1796	65 kW	B	861	46
E 18 NV	84,800	4	1796	62 kW	B	861	46
F 12 XE (EB2FA)	75,000	3	1199	61 kW	B	854	11
F 12 XEL (EB2FAD)	75,000	3	1199	55 kW	B	854	11
F 12 XHL (EB2ADT)	75,000	3	1199	81 kW	B	854	11
F 12 XHL (EB2ADTD)	75,000	3	1199	74 kW	B	854	11
F 12 XHT (EB2ADTS)	75,000	3	1199	96 kW	B	854	11
F4R 720	82,700	4	1998	88 kW	B	860	40
F4R 820	82,700	4	1998	86 kW	B	860	40
F8Q 600	80,000	4	1870	44 kW	D	857	25
F8Q 606	80,000	4	1870	44 kW	D	857	25
F9Q 760	80,000	4	1870	74 kW	D	858	30
F9Q 762	80,000	4	1870	59 - 60 kW	D	858	30
F9Q 770	80,000	4	1870	59 kW	D	858	30
F9Q 772	80,000	4	1870	60 kW	D	858	30
F9Q 774	80,000	4	1870	60 kW	D	858	30
G9MB6	89,000	4	2463	107 kW	D	863	55
G9T 720	87,000	4	2188	66 kW	D	863	54
G9T 722	87,000	4	2188	66 kW	D	863	54
G9T 750	87,000	4	2188	66 kW	D	863	54
G9U 630	89,000	4	2464	84 - 107 kW	D	863	55
G9U 632	89,000	4	2464	88 - 107 kW	D	863	55
G9U 650	89,000	4	2464	74 - 107 kW	D	863	55
G9U 720	89,000	4	2464	84 - 85 kW	D	863	55
G9U 724	89,000	4	2464	84 kW	D	863	55
G9U 730	89,000	4	2464	99 kW	D	863	55
G9U 750	89,000	4	2464	84 kW	D	863	55
G9U 754	89,000	4	2464	73 - 84 kW	D	863	55
HNK (EB2ADTD)	75,000	3	1199	74 kW	B	854	11
HNL (EB2ADTSM)	75,000	3	1199	96 kW	B	854	11
HNP (EB2ADT)	75,000	3	1199	81 kW	B	854	11
HNS (EB2ADTS)	75,000	3	1199	96 kW	B	854	11
HNV (EB2DTM)	75,000	3	1199	81 kW	B	854	11
HNZ (EB2DT)	75,000	3	1199	81 kW	B	854	11
M9R 630	84,000	4	1995	66 - 84 kW	D	860	42
M9R 692	84,000	4	1995	66 - 84 kW	D	860	42
M9R 780	84,000	4	1995	66 - 84 kW	D	861	43
M9R 782	84,000	4	1995	66 - 84 kW	D	860	42
M9R 784	84,000	4	1995	84 kW	D	860	42
M9R 786	84,000	4	1995	66 - 84 kW	D	860	42
M9R 788	84,000	4	1995	84 kW	D	860	42
M9T 670	85,000	4	2298	74 - 92 kW	D	862	49
M9T 672	85,000	4	2298	74 - 92 kW	D	862	50
M9T 676	85,000	4	2298	74 - 92 kW	D	862	49
M9T 678	85,000	4	2298	107 kW	D	862	49
M9T 680	85,000	4	2298	92 - 107 kW	D	862	49
M9T 686	85,000	4	2298	92 kW	D	862	50
M9T 690	85,000	4	2298	74 - 92 kW	D	862	49
M9T 692	85,000	4	2298	74 - 92 kW	D	862	49
M9T 694	85,000	4	2298	107 - 110 kW	D	862	49
M9T 696	85,000	4	2298	92 - 110 kW	D	862	49
M9T 698	85,000	4	2298	92 - 110 kW	D	862	49
M9T 700	85,000	4	2299	100 - 120 kW	D	862	49
M9T 702	85,000	4	2299	100 - 120 kW	D	862	49
M9T 704	85,000	4	2298	96 kW	D	862	50
M9T 706	85,000	4	2298	107 - 125 kW	D	862	50
M9T 710	85,000	4	2298	96 - 120 kW	D	862	50
M9T 870	85,000	4	2299	74 - 92 kW	D	862	49
M9T 876	85,000	4	2299	74 - 92 kW	D	862	49
M9T 880	85,000	4	2298	92 - 110 kW	D	862	49
M9T 896	85,000	4	2298	92 - 110 kW	D	862	50
M9T 898	85,000	4	2298	92 - 110 kW	D	862	50
R9M 408	80,000	4	1598	66 - 85 kW	D	857	26
R9M 413	80,000	4	1598	70 - 89 kW	D	857	26
R9M 415	80,000	4	1598	70 - 89 kW	D	857	27
R9M 450	80,000	4	1598	85 - 107 kW	D	857	26
R9M 452	80,000	4	1598	92 - 107 kW	D	857	26
S 18 NV	84,800	4	1796	62 - 74 kW	B	861	45
S8U 758	93,000	4	2499	55 - 58 kW	D	864	57
S8U 770	93,000	4	2499	59 kW	D	864	57
S8U 772	93,000	4	2499	59 kW	D	864	57
S8U 780	93,000	4	2499	55 kW	D	864	57
S8U 782	93,000	4	2499	55 kW	D	864	57
S9W 700	94,400	4	2799	84 kW	D	864	58
S9W 702	94,400	4	2799	84 kW	D	864	58
U 25 DT	80,000	6	2498	96 kW	D	858	31
X 12 SZ	72,000	4	1195	33 kW	B	853	2
X 12 XE	72,500	4	1199	48 kW	B	853	3
X 14 NZ	77,600	4	1389	44 kW	B	855	16
X 14 SZ	77,600	4	1389	40 - 44 kW	B	855	16
X 14 XE	77,600	4	1389	63 - 69 kW	B	855	16
X 15 DT (T4EC1)	76,000	4	1488	49 kW	D	855	14
X 16 SZR	79,000	4	1598	55 kW	B	856	21
X 16 SZ	79,000	4	1598	52 kW	B/G	856	21
X 16 XEL	79,000	4	1598	74 kW	B/G	856	21
X 16 XE	79,000	4	1598	78 kW	B	856	21
X 17 D (4EE1)	79,000	4	1686	42 - 44 kW	D	856	20
X 17 DT (TC4EE1)	79,000	4	1686	60 kW	D	856	20
X 17 DTL	82,500	4	1699	50 kW	D	860	39
X 18 XE1	80,500	4	1796	85 kW	B	858	33
X 18 XE	81,600	4	1799	85 kW	B	859	35
X 20 DTH	84,000	4	1995	74 kW	D	861	44
X 20 DTL	84,000	4	1995	60 - 63 kW	D	861	44
X 20 SE	86,000	4	1998	85 kW	B	863	52

ENGINE	\varnothing		ccm	kW			1 POS	ENGINE	\varnothing		ccm	kW			1 POS
X 20 XER	86,000	4	1998	118 kW	B	863	52	Z 14 XEL	73,400	4	1364	55 - 59 kW	B	854	7
X 20 XEV	86,000	4	1998	100 kW	B	863	52	Z 14 XEP	73,400	4	1364	66 kW	B	854	7
X 22 DTH	84,000	4	2171	85 kW	D	861	44	Z 14 XE	77,600	4	1389	66 kW	B	855	16
X 22 SE	86,000	4	2198	100 - 104 kW	B	863	52	Z 16 LEL	79,000	4	1598	110 kW	B	856	19
X 22 XE	86,000	4	2198	100 - 104 kW	B	863	53	Z 16 LER	79,000	4	1598	141 kW	B	856	19
X 25 DT	80,000	6	2498	96 kW	D	858	32	Z 16 LET	79,000	4	1598	132 kW	B	856	19
X 25 TD	80,000	6	2498	96 kW	D	858	32	Z 16 SE	79,000	4	1598	62 - 69 kW	B	856	21
Y 13 DT	69,600	4	1248	51 kW	D	853	1	Z 16 XE1	79,000	4	1598	77 kW	B	856	21
Y 16 XE	79,000	4	1598	74 kW	B	856	21	Z 16 XEP	79,000	4	1598	74 - 77 kW	B	856	21
Y 16 YNG	79,000	4	1598	69 - 71 kW	B/G	856	21	Z 16 XER	79,000	4	1598	85 kW	B	856	21
Y 17 DTL	79,000	4	1686	48 kW	D	856	20	Z 16 XE	79,000	4	1598	74 - 76 kW	B	856	21
Y 17 DT	79,000	4	1686	55 kW	D	856	20	Z 16 XNT	79,000	4	1598	110 kW	B/G	856	19
Y 20 DTH	84,000	4	1995	74 kW	D	861	44	Z 16 YNG	79,000	4	1598	69 - 74 kW	B/G	856	21
Y 20 DTJ	83,000	4	1956	96 kW	D	860	41	Z 17 DTH	79,000	4	1686	74 kW	D	856	20
Y 20 DTL	84,000	4	1995	60 - 63 kW	D	861	44	Z 17 DTJ	79,000	4	1686	81 kW	D	856	22
Y 22 DTH	84,000	4	2171	81 - 88 kW	D	861	44	Z 17 DTL	79,000	4	1686	59 kW	D	856	20
Y 22 DTR	84,000	4	2172	86 - 92 kW	D	861	44	Z 17 DTR	79,000	4	1686	92 kW	D	856	20
Y 22 SE	86,000	4	2198	100 kW	B	863	52	Z 17 DT	79,000	4	1686	74 kW	D	856	20
Y 22 XE	86,000	4	2198	106 kW	B	863	53	Z 18 XEL	80,500	4	1796	79 - 85 kW	B	858	33
Y 25 DT	80,000	6	2498	110 kW	D	858	32	Z 18 XEP	80,500	4	1796	103 kW	B	858	33
Y 25 TD	80,000	6	2498	110 kW	D	858	32	Z 18 XER	80,500	4	1796	101 - 103 kW	B	858	33
Z 12 XEP	73,400	4	1229	55 - 59 kW	B	854	7	Z 18 XE	80,500	4	1796	90 - 92 kW	B	858	33
Z 12 XE	72,500	4	1199	55 kW	B	853	3	Z 19 DTH	82,000	4	1910	110 kW	D	859	36
Z 13 DTE	69,600	4	1248	70 kW	D	853	1	Z 19 DTJ	82,000	4	1910	88 kW	D	859	36
Z 13 DTH	69,600	4	1248	66 - 74 kW	D	853	1	Z 19 DTL	82,000	4	1910	74 kW	D	859	36
Z 13 DTI	69,600	4	1248	55 kW	D	853	1	Z 19 DT	82,000	4	1910	74 - 88 kW	D	859	36
Z 13 DTJ	69,600	4	1248	55 kW	D	853	1	Z 20 LET	86,000	4	1998	140 - 162 kW	B	863	51
Z 13 DTR	69,600	4	1248	70 kW	D	853	1	Z 22 XE	86,000	4	2198	106 kW	B	863	51
Z 13 DT	69,600	4	1248	51 - 59 kW	D	853	1								



69,600 mm							1			
A 13 DTC , A 13 DTE , A 13 DTR , A 13 FD , B 13 DTC , B 13 DTE , B 13 DTN , B 13 DTR , D13A , Y 13 DT , Z 13 DTE , Z 13 DTH , Z 13 DTI , Z 13 DTJ , Z 13 DTR , Z 13 DT ,										
403502-00-4 5 pairs										
-25-4	1,2,4,5	HL	AL	50,982	54,710	19,000	↑ LO2G	1,840	4 pairs	
-50-4				51,000	54,722		↓ L			
	3	FL	AL	50,982	54,710	23,950	↑ LO2G	1,840	1 pair	
		↓ HL		51,000	54,722	↓ 19,000	↓ L			
433504-00-4 4 pairs										
-25-4	1-4	PL	CU2	42,582	45,734	20,000	↑ O1	1,552		
-50-4				42,600	45,744		↓			
72,000 mm							2			
12 NZ , C 12 NZ , X 12 SZ ,										
400301-00-4 * 5 pairs										
-25-4	1,2,4,5	HL	AL	54,972	59,000	19,500	↑ LO1G	2,001	4 pairs	
-50-4				54,985	59,013		↓ LO1G			
-75-4	3	FL	AL	54,972	59,000	25,900	↑ LO1G	2,001	1 pair	
-100-4				54,985	59,013		↓ LO1G			
-125-4										
430302-00-4 4 pairs										
-25-4	1-4	PL	AL	42,971	46,000	16,600	↑ LO1	1,497		
-50-4				42,987	46,012		↓ LO1			
-75-4										
-100-4										
-125-4										
72,500 mm							3			
X 12 XE , Z 12 XE ,										
403508-00-4 * 5 pairs										
-25-4	1,2,4,5	HL	AL	49,984	54,000	17,100	↑ LO1G	1,995	4 pairs	
-50-4				49,997	54,013		↓ LO1G			
	3	FL	AL	49,984	54,000	22,900	↑ LO1G	1,995	1 pair	
				49,997	54,013		↓ LO1G			
433508-00-4 4 pairs										
-25-4	1-4	PL	AL	42,971	46,000	13,200	↑ L	1,501		
-50-4				42,987	46,012		↓ L			
72,500 mm							4			
A 14 NEL , A 14 NET , B 14 NEL , B 14 NET ,										
403508-00-4 * 5 pairs										
-25-4	1,2,4,5	HL	AL	49,984	54,000	17,100	↑ LO1G	1,995	4 pairs	
-50-4				49,997	54,013		↓ LO1G			
	3	FL	AL	49,984	54,000	22,900	↑ LO1G	1,995	1 pair	
				49,997	54,013		↓ LO1G			
73,400 mm							5			
A 10 XEP										
400705-00-4 5 pairs										
-25-4		HL	AL	54,971	60,000	18,800	↑ LO2G	2,498	4 pairs	
-50-4			↓ CU3 LF	54,990	60,019		↓ L			
		FL	AL	54,971	60,000	23,500	↑ LO2G	2,498	1 pair	
			↓ CU3 LF	54,990	60,019		↓ L			
73,400 mm							6			
A 12 XEL , A 12 XER , A 14 XEL , A 14 XER , A 14 XFL , B 12 XEL , B 12 XER , B 14 XEL , B 14 XER ,										
403508-00-4 * 5 pairs										
-25-4	1,2,4,5	HL	AL	49,984	54,000	17,100	↑ LO1G	1,995	4 pairs	
-50-4				49,997	54,013		↓ LO1G			
	3	FL	AL	49,984	54,000	22,900	↑ LO1G	1,995	1 pair	
				49,997	54,013		↓ LO1G			



73,400 mm 7

Z 12 XEP, Z 14 XEL, Z 14 XEP,

403508-00-4 * 5 pairs									
-25-4	1,2,4,5	HL	AL	49,984	54,000	17,100	↑ LO1G	1,995	4 pairs
-50-4				49,997	54,013		↓ LO1G		
	3	FL	AL	49,984	54,000	22,900	↑ LO1G	1,995	1 pair
				49,997	54,013		↓ LO1G		

433508-00-4 4 pairs

-25-4	1-4	PL	AL	42,971	46,000	13,200	↑ L	1,501	
-50-4				42,987	46,012		↓ L		

75,000 mm 8

13 NB, 13 N, 13 SB, 13 S, C 13 N,

400301-00-4 * 5 pairs									
-25-4	1,2,4,5	HL	AL	54,972	59,000	19,500	↑ LO1G	2,001	4 pairs
-50-4				54,985	59,013		↓ LO1G		
-75-4									
-100-4	3	FL	AL	54,972	59,000	25,900	↑ LO1G	2,001	1 pair
-125-4				54,985	59,013		↓ LO1G		

430302-00-4 4 pairs

-25-4	1-4	PL	AL	42,971	46,000	16,600	↑ LO1	1,497	
-50-4				42,987	46,012		↓ LO1		
-75-4									
-100-4									
-125-4									

75,000 mm 9

B 12 XE (EB2F), B 12 XHL (EB2DT), B 12 XHT (EB2DTS),

403709-00-3 4 pairs									
-30-3	1-4	HL	CU2	41,984	45,600	16,100	↑ O1G	1,800	
-50-3				42,000	45,619		↓		
-75-3									

411114-00-1 1 pair

-10-1	1	AS	AL	48,500	65,750		↑ L G	2,380	
-15-1				48,750	66,000		↓ L G		

433709-00-3 3 pairs

-30-3	1-3	PL	CU2	41,984	45,000	16,000		1,500	
-50-3				42,000	45,016				
-75-3									

75,000 mm 10

B 16 DT (DV6FD), B 16 DTH (DV6FC),

401103-00-4 5 pairs									
-25-4	1-5	HL	AL	49,962	53,655	19,900	↑ LO1G	1,833	
-30-4				49,981	53,674		↓		
-50-4									
-80-4									

411102-00-1 1 pair

-10-1		AS	AL	55,200	71,350		↑ L G	2,480	
-15-1				55,480	71,700		↓ L G		

442101-00-4 4 pairs

	1-4	PB	CU2	26,000	29,000	19,980	↑ O1G	1,700	
				26,000	29,021		↓		

75,000 mm 11

D 12 XE (EB2FA), D 12 XHL (EB2ADT), D 12 XHT (EB2ADTS), F 12 XE (EB2FA), F 12 XEL (EB2FAD), F 12 XHL (EB2ADT), F 12 XHL (EB2ADTD), F 12 XHT (EB2ADTS), HNK (EB2ADTD), HNL (EB2ADTSM), HNP (EB2ADT), HNS (EB2ADTS), HNV (EB2DTM), HNZ (EB2DT),

411114-00-1 1 pair									
-10-1	1	AS	AL	48,500	65,750		↑ L G	2,380	
-15-1				48,750	66,000		↓ L G		



75,000 mm										12
D 15 DT (DV5RD) , D 15 DT (DV5RUCD) , D 15 DTH (DV5RC) , D 15 DTH (DV5RUC) , D 15 DTL (DV5RE) ,										
403708-00-4										5 pairs
-30-4	1-5	HL	AL		53,700	19,800	↑ LO1G		1,830	
-50-4					53,700		↓ LO1G			
433714-00-4										4 pairs
-30-4	1-4	PL	AL		44,350	48,650			1,820	
-50-4			↓ AL PY		44,366	48,650				
76,000 mm										13
15 DT , 15 D ,										
403505-00-4										5 pairs
-25-4	1-5	HL	AL		51,918	55,976	↑ LO1G		2,000	
-50-4					51,938	56,000	↓ L			
76,000 mm										14
15 D (4EC1) , 15 DT (T4EC1) , X 15 DT (T4EC1) ,										
403505-00-4										5 pairs
-25-4	1-5	HL	AL		51,918	55,976	↑ LO1G		2,000	
-50-4					51,938	56,000	↓ L			
433507-00-4										4 pairs
-25-4	1-4	PL	AL		45,936	48,976	↑ L		1,500	
-50-4					45,956	49,000	↓ L			
77,000 mm										15
A 16 NHT (EP6FDT)										
400301-00-4 *										5 pairs
-25-4	1,2,4,5	HL	AL		54,972	59,000	↑ LO1G		2,001	4 pairs
-50-4					54,985	59,013	↓ LO1G			
-75-4										
-100-4	3	FL	AL		54,972	59,000	↑ LO1G		2,001	1 pair
-125-4					54,985	59,013	↓ LO1G			
77,600 mm										16
14 NV , 14 SE , C 14 NZ , C 14 SEL , C 14 SE , X 14 NZ , X 14 SZ , X 14 XE , Z 14 XE ,										
400301-00-4 *										5 pairs
-25-4	1,2,4,5	HL	AL		54,972	59,000	↑ LO1G		2,001	4 pairs
-50-4					54,985	59,013	↓ LO1G			
-75-4										
-100-4	3	FL	AL		54,972	59,000	↑ LO1G		2,001	1 pair
-125-4					54,985	59,013	↓ LO1G			
430302-00-4										4 pairs
-25-4	1-4	PL	AL		42,971	46,000	↑ LO1		1,497	
-50-4					42,987	46,012	↓ LO1			
-75-4										
-100-4										
-125-4										
77,800 mm										17
12 NV , 12 ST ,										
400301-00-4 *										5 pairs
-25-4	1,2,4,5	HL	AL		54,972	59,000	↑ LO1G		2,001	4 pairs
-50-4					54,985	59,013	↓ LO1G			
-75-4										
-100-4	3	FL	AL		54,972	59,000	↑ LO1G		2,001	1 pair
-125-4					54,985	59,013	↓ LO1G			
430302-00-4										4 pairs
-25-4	1-4	PL	AL		42,971	46,000	↑ LO1		1,497	
-50-4					42,987	46,012	↓ LO1			
-75-4										
-100-4										
-125-4										



79,000 mm **18**

16 SV

400301-00-4 * 5 pairs									
-25-4	1,2,4,5	HL	AL	54,972	59,000	19,500	↑ LO1G	2,001	4 pairs
-50-4				54,985	59,013		↓ LO1G		
-75-4									
-100-4	3	FL	AL	54,972	59,000	25,900	↑ LO1G	2,001	1 pair
-125-4				54,985	59,013		↓ LO1G		
430302-00-4 4 pairs									
-25-4	1-4	PL	AL	42,971	46,000	16,600	↑ LO1	1,497	
-50-4				42,987	46,012		↓ LO1		
-75-4									
-100-4									
-125-4									
433502-00-4 4 pairs									
-25-4	1-4	PL	CU3	48,971	52,000	19,300	↑ LO1	1,500	
-50-4				48,987	52,012		↓ L		

79,000 mm **19**

A 16 LEL, A 16 LER, A 16 LES, A 16 LET, A 16 SHT, A 16 XHT, A 16 XNT, B 16 LER, B 16 XNT, Z 16 LEL, Z 16 LER, Z 16 LET, Z 16 XNT,

400301-00-4 * 5 pairs									
-25-4	1,2,4,5	HL	AL	54,972	59,000	19,500	↑ LO1G	2,001	4 pairs
-50-4				54,985	59,013		↓ LO1G		
-75-4									
-100-4	3	FL	AL	54,972	59,000	25,900	↑ LO1G	2,001	1 pair
-125-4				54,985	59,013		↓ LO1G		

79,000 mm **20**

17 D (4EE1), 17 DT (TC4EE1), 17 TD, A 17 DTC, A 17 DTE, A 17 DTF, A 17 DTI, A 17 DTL, A 17 DTN, A 17 DTS, A 17 DT, X 17 D (4EE1), X 17 DT (TC4EE1), Y 17 DTL, Y 17 DT, Z 17 DTH, Z 17 DTL, Z 17 DTR, Z 17 DT,

403505-00-4 5 pairs									
-25-4	1-5	HL	AL	51,918	55,976	15,400	↑ LO1G	2,000	
-50-4				51,938	56,000		↓ L		
433507-00-4 4 pairs									
-25-4	1-4	PL	AL	45,936	48,976	16,700	↑ L	1,500	
-50-4				45,956	49,000		↓ L		

79,000 mm **21**

16 LZ2, 16 NZR, A 16 XER, B 16 LES, B 16 XER, C 16 LZ2, C 16 LZ, C 16 NZ2, C 16 NZ, C 16 SEI, C 16 SEL, C 16 SE, C 16 XE, E 16 LZ, E 16 NZ, E 16 SE, X 16 SZR, X 16 SZ, X 16 XEL, X 16 XE, Y 16 XE, Y 16 YNG, Z 16 SE, Z 16 XE1, Z 16 XEP, Z 16 XER, Z 16 XE, Z 16 YNG,

400301-00-4 * 5 pairs									
-25-4	1,2,4,5	HL	AL	54,972	59,000	19,500	↑ LO1G	2,001	4 pairs
-50-4				54,985	59,013		↓ LO1G		
-75-4									
-100-4	3	FL	AL	54,972	59,000	25,900	↑ LO1G	2,001	1 pair
-125-4				54,985	59,013		↓ LO1G		
430302-00-4 4 pairs									
-25-4	1-4	PL	AL	42,971	46,000	16,600	↑ LO1	1,497	
-50-4				42,987	46,012		↓ LO1		
-75-4									
-100-4									
-125-4									

79,000 mm **22**

A 17 DTJ, A 17 DTR, Z 17 DTJ,

403505-00-4 5 pairs									
-25-4	1-5	HL	AL	51,918	55,976	15,400	↑ LO1G	2,000	
-50-4				51,938	56,000		↓ L		
433507-00-4 4 pairs									
-25-4	1-4	PL	AL	45,936	48,976	16,700	↑ L	1,500	
-50-4				45,956	49,000		↓ L		
433525-00-4 4 pairs									
	1-4	PL							



79,700 mm										23
B 16 DTH , B 16 DTL ,										
403521-00-4 6 pairs										
	1,2,4,5	HL	AL		57,600 57,600	19,901	↑ LO2G ↓ L	2,268	4 pairs	
	3	HL	AL	0,000 0,000	57,600 57,600	21,100	↑ LO2G ↓ L	2,268	1 pair	
	3	AS	AL	59,599 59,599	82,499 82,499	0,000	↑ G ↓ G	2,050	1 pair	
433524-00-4 4 pairs										
	1-4	PL	CU3 PY		53,035 53,035	19,299	↑ L ↓ L	1,481		
80,000 mm										24
16 DA , 16 D , 16 N , 16 SH ,										
403506-00-4 * 5 pairs										
	-25-4 -50-4	1,2,4,5	HL	AL	57,982 57,995	62,000 62,013	19,500	↑ LO1G ↓ LO1G	1,995	4 pairs
	3	FL	AL	57,982 57,995	62,000 62,013	25,910	↑ LO1G ↓ LO1G	1,995	1 pair	
433501-00-4 4 pairs										
	-25-4 -50-4	1-4	PL	CU3	48,971 48,987	52,000 52,012	19,300	↑ LO1 ↓ L	1,500	
433502-00-4 4 pairs										
	-25-4 -50-4	1-4	PL	CU3	48,971 48,987	52,000 52,012	19,300	↑ LO1 ↓ L	1,500	
80,000 mm										25
F8Q 600 , F8Q 606 ,										
403803-00-4 5 pairs										
	-25-4 -50-4 -75-4	1-5	HL	AL	54,785 54,795	58,731 58,744	18,500	↑ O2G ↓	1,954	
413803-00-1 1 pair										
	-10-1 -15-1		AS	AL	60,500 60,750	79,750 80,000		↑ G ↓ G	2,350	
433521-00-4 4 pairs										
	-25-4 -50-4	1-4	PL	AL	48,000 48,020	51,587 51,606	20,500		1,776	
443803-00-4 4 pairs										
	1-4	PB	CU2		24,005 24,012	26,000 26,021	24,750	↑ O1 ↓	1,210	
80,000 mm										26
R9M 408 , R9M 413 , R9M 450 , R9M 452 ,										
403820-00-4 5 pairs										
	-25-4 -50-4	1-5	HL	AL	51,485 51,500	55,497 55,511	16,500	↑ O2G ↓	1,980	
433830-00-4 4 pairs										
	-25-4 -50-4	1-4	PL	CU3 PY ↓ AL	47,975 47,990	51,587 51,606	20,500		1,770	
80,000 mm										27
R9M 415										
433830-00-4 4 pairs										
	-25-4 -50-4	1-4	PL	CU3 PY ↓ AL	47,975 47,990	51,587 51,606	20,500		1,770	



80,000 mm **28**

15 NT

433507-00-4 4 pairs									
-25-4	1-4	PL	AL	45,936	48,976	16,700	↑ L		1,500
-50-4				45,956	49,000		↓ L		

80,000 mm **29**

19 DJ , 19 DL ,

413803-00-1 1 pair									
-10-1		AS	AL	60,500	79,750		↑	G	2,350
-15-1				60,750	80,000		↓	G	
443803-00-4 4 pairs									
	1-4	PB	CU2	24,005	26,000	24,750	↑	O1	1,210
				24,012	26,021		↓		

80,000 mm **30**

F9Q 760 , F9Q 762 , F9Q 770 , F9Q 772 , F9Q 774 ,

403803-00-4 5 pairs									
-25-4	1-5	HL	AL	54,785	58,731	18,500	↑	O2G	1,954
-50-4				54,795	58,744		↓		
-75-4									
413803-00-1 1 pair									
-10-1		AS	AL	60,500	79,750		↑	G	2,350
-15-1				60,750	80,000		↓	G	
433521-00-4 4 pairs									
-25-4	1-4	PL	AL	48,000	51,587	20,500			1,776
-50-4				48,020	51,606				

80,000 mm **31**

U 25 DT

430703-00-6 6 pairs									
-25-6	1-6	PL	CU3	44,975	48,000	18,000	↑ L		1,497
-50-6				44,991	48,016		↓ L		

80,000 mm **32**

X 25 DT , X 25 TD , Y 25 DT , Y 25 TD ,

400701-00-6 * 7 pairs										
-25-6	1,2,3,4,5,7	HL	AL	59,971	65,000	20,000	↑ L	O2G	2,498	6 pairs
-50-6				59,990	65,019		↓ L			
	6	FL	AL	59,971	65,000	24,940	↑ L	O2G	2,498	1 pair
				59,990	65,019		↓ L			
430703-00-6 6 pairs										
-25-6	1-6	PL	CU3	44,975	48,000	18,000	↑ L		1,497	
-50-6				44,991	48,016		↓ L			

80,500 mm **33**

A 18 XEL , A 18 XER , X 18 XE1 , Z 18 XEL , Z 18 XEP , Z 18 XER , Z 18 XE ,

400301-00-4 * 5 pairs										
-25-4	1,2,4,5	HL	AL	54,972	59,000	19,500	↑ L	O1G	2,001	4 pairs
-50-4				54,985	59,013		↓ L	O1G		
-75-4										
-100-4	3	FL	AL	54,972	59,000	25,900	↑ L	O1G	2,001	1 pair
-125-4				54,985	59,013		↓ L	O1G		
430302-00-4 4 pairs										
-25-4	1-4	PL	AL	42,971	46,000	16,600	↑ L	O1	1,497	
-50-4				42,987	46,012		↓ L	O1		
-75-4										
-100-4										
-125-4										



80,500 mm **34**

B 18 XER

430302-00-4 4 pairs									
-25-4	1-4	PL	AL	42,971	46,000	16,600	↑ LO1	1,497	
-50-4				42,987	46,012		↓ LO1		
-75-4									
-100-4									
-125-4									

81,600 mm **35**

C 18 SEL , C 18 XEL , C 18 XE , X 18 XE ,

403506-00-4 * 5 pairs									
-25-4	1,2,4,5	HL	AL	57,982	62,000	19,500	↑ LO1G	1,995	4 pairs
-50-4				57,995	62,013		↓ LO1G		
	3	FL	AL	57,982	62,000	25,910	↑ LO1G	1,995	1 pair
				57,995	62,013		↓ LO1G		
433501-00-4 4 pairs									
-25-4	1-4	PL	CU3	48,971	52,000	19,300	↑ LO1	1,500	
-50-4				48,987	52,012		↓ L		

82,000 mm **36**

Z 19 DTH , Z 19 DTJ , Z 19 DTL , Z 19 DT ,

403507-00-4 5 pairs									
	1-5	HL	CU3	59,986	63,705	20,750	↑ LO2G	1,844	
				60,000	63,718		↓ L		
403515-00-4 5 pairs									
-25-4	1-5	HL	AL	59,986	63,705	20,750	↑ LO2G	1,844	
-50-4				60,000	63,718		↓ L		
412004-00-1 1 pair									
-10-1	1	AS	AL	67,785	82,425		↑ G	2,485	
-15-1				68,040	85,677		↓ G		

82,500 mm **37**

17 D

403505-00-4 5 pairs									
-25-4	1-5	HL	AL	51,918	55,976	15,400	↑ LO1G	2,000	
-50-4				51,938	56,000		↓ L		
403506-00-4 * 5 pairs									
-25-4	1,2,4,5	HL	AL	57,982	62,000	19,500	↑ LO1G	1,995	4 pairs
-50-4				57,995	62,013		↓ LO1G		
	3	FL	AL	57,982	62,000	25,910	↑ LO1G	1,995	1 pair
				57,995	62,013		↓ LO1G		
433501-00-4 4 pairs									
-25-4	1-4	PL	CU3	48,971	52,000	19,300	↑ LO1	1,500	
-50-4				48,987	52,012		↓ L		

82,500 mm **38**

17 DR

403506-00-4 * 5 pairs									
-25-4	1,2,4,5	HL	AL	57,982	62,000	19,500	↑ LO1G	1,995	4 pairs
-50-4				57,995	62,013		↓ LO1G		
	3	FL	AL	57,982	62,000	25,910	↑ LO1G	1,995	1 pair
				57,995	62,013		↓ LO1G		
433501-00-4 4 pairs									
-25-4	1-4	PL	CU3	48,971	52,000	19,300	↑ LO1	1,500	
-50-4				48,987	52,012		↓ L		



82,500 mm 39

X 17 DTL

403506-00-4 *										5 pairs
-25-4	1,2,4,5	HL	AL	57,982	62,000	19,500	↑ LO1G	1,995	4 pairs	
-50-4				57,995	62,013		↓ LO1G			
	3	FL	AL	57,982	62,000	25,910	↑ LO1G	1,995	1 pair	
				57,995	62,013		↓ LO1G			
403516-00-4 *										5 pairs
-25-4	1,2,4,5	HL	AL	57,974	62,000	19,500	↑ LO2G	2,001	4 pairs	
-50-4				57,995	62,013		↓ LO2G			
-75-4	3	FL	AL	57,974	62,000	25,910	↑ LO2G	2,001	1 pair	
				57,995	62,013		↓ LO2G			
433516-00-4										4 pairs
-25-4	1-4	PL	CU3	48,971	52,000	19,300	↑ L	1,510		
-50-4				48,987	52,012		↓ L			
-75-4										

82,700 mm 40

F4R 720 , F4R 820 ,

403803-00-4										5 pairs
-25-4	1-5	HL	AL	54,785	58,731	18,500	↑ O2G	1,954		
-50-4				54,795	58,744		↓			
-75-4										
413803-00-1										1 pair
-10-1		AS	AL	60,500	79,750		↑ G	2,350		
-15-1				60,750	80,000		↓ G			
433521-00-4										4 pairs
-25-4	1-4	PL	AL	48,000	51,587	20,500		1,776		
-50-4				48,020	51,606					

83,000 mm 41

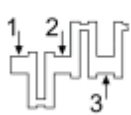
A 20 DTC , A 20 DTE , A 20 DTH , A 20 DTJ , A 20 DTL , A 20 DTR , A 20 DT , B 20 DTH , D 20 DTR , Y 20 DTJ ,

412004-00-1										1 pair
-10-1	1	AS	AL	67,785	82,425		↑ G	2,485		
-15-1				68,040	85,677		↓ G			

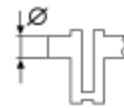
84,000 mm 42

M9R 630 , M9R 692 , M9R 782 , M9R 784 , M9R 786 , M9R 788 ,

403816-00-4										5 pairs
-25-4	1-5	HL	AL	55,985	59,998	19,500	↑ O2G	1,984		
-50-4				56,005	60,011	↓ 17,200	↓			
-75-4										
433821-00-4										4 pairs
-25-4	1-4	PL	AL	51,985	55,600	18,300		1,768		
-50-4				52,000	55,619					
-75-4										
443804-00-4										4 pairs
	1-4	PB	CU3	31,994	34,985	23,700	↑ O1	1,850		
				32,000	35,010		↓			



Type



84,000 mm

43

M9R 780

403816-00-4										5 pairs
-25-4	1-5	HL	AL	55,985	59,998	19,500	↑	O2G	1,984	
-50-4				56,005	60,011	↓ 17,200	↓			
-75-4										
413804-00-1										1 pair
-10-1		AS	AL	65,000	84,250		↑	G	2,650	
				65,025	84,500		↓	G		
433821-00-4										4 pairs
-25-4	1-4	PL	AL	51,985	55,600	18,300			1,768	
-50-4				52,000	55,619					
-75-4										
443804-00-4										4 pairs
	1-4	PB	CU3	31,994	34,985	23,700	↑	O1	1,850	
				32,000	35,010		↓			

84,000 mm

44

X 20 DTH , X 20 DTL , X 22 DTH , Y 20 DTH , Y 20 DTL , Y 22 DTH , Y 22 DTR ,

403509-00-4 *										5 pairs
-25-4	1,2,4,5	HL	AL	67,980	72,000	19,500	↑	LO2G	1,995	4 pairs
-50-4				67,996	72,013		↓	LO1G		
	3	FL	AL	67,980	72,000	25,840	↑	LO2G	1,995	1 pair
				67,996	72,013		↓	LO1G		
433509-00-4										4 pairs
-25-4	1-4	PL	CU3	48,971	52,000	20,300	↑	L	1,500	
-50-4			↓AL	48,990	52,012		↓	L		

84,800 mm

45

18 E , 18 N , 18 SE , 18 S , C 18 NE , C 18 NT , C 18 NV , C 18 NZ , S 18 NV ,

403506-00-4 *										5 pairs
-25-4	1,2,4,5	HL	AL	57,982	62,000	19,500	↑	LO1G	1,995	4 pairs
-50-4				57,995	62,013		↓	LO1G		
	3	FL	AL	57,982	62,000	25,910	↑	LO1G	1,995	1 pair
				57,995	62,013		↓	LO1G		
433501-00-4										4 pairs
-25-4	1-4	PL	CU3	48,971	52,000	19,300	↑	LO1	1,500	
-50-4				48,987	52,012		↓	L		
433502-00-4										4 pairs
-25-4	1-4	PL	CU3	48,971	52,000	19,300	↑	LO1	1,500	
-50-4				48,987	52,012		↓	L		

84,800 mm

46

18 NV , 18 SEH , 18 SV , E 18 NVR , E 18 NV ,

403506-00-4 *										5 pairs
-25-4	1,2,4,5	HL	AL	57,982	62,000	19,500	↑	LO1G	1,995	4 pairs
-50-4				57,995	62,013		↓	LO1G		
	3	FL	AL	57,982	62,000	25,910	↑	LO1G	1,995	1 pair
				57,995	62,013		↓	LO1G		
433501-00-4										4 pairs
-25-4	1-4	PL	CU3	48,971	52,000	19,300	↑	LO1	1,500	
-50-4				48,987	52,012		↓	L		



85,000 mm **47**

D 20 DTH (DW10FC) , D 20 DTH (DW10FD) ,

403701-00-4								5 pairs
-30-4	1-5	HL	AL	59,981	63,731	20,290	↑ L O1G	1,845
-50-4				60,000	63,750		↓ L	
-80-4								
-100-4								
411101-00-2								2 pairs
-10-2		AS	CU2	67,050	83,050		↑ L G	2,330
-15-2				67,300	83,300		↓ G	
431106-00-4								4 pairs
-30-4	1-4	PL	CU3	49,984	53,695	20,000	↑ L	1,838
-50-4			↓ AL	50,000	53,708		↓ L	
-80-4								
-100-4								
441103-00-4								4 pairs
	1-4	PB	CU2	27,997	30,200	24,050	↑ O G	1,300
				28,000	30,225		↓	

85,000 mm **48**

D 20 DTL (DW10FE) , D 20 DTR (DW10FDCU) ,

403701-00-4								5 pairs
-30-4	1-5	HL	AL	59,981	63,731	20,290	↑ L O1G	1,845
-50-4				60,000	63,750		↓ L	
-80-4								
-100-4								
411101-00-2								2 pairs
-10-2		AS	CU2	67,050	83,050		↑ L G	2,330
-15-2				67,300	83,300		↓ G	
431106-00-4								4 pairs
-30-4	1-4	PL	CU3	49,984	53,695	20,000	↑ L	1,838
-50-4			↓ AL	50,000	53,708		↓ L	
-80-4								
-100-4								

85,000 mm **49**

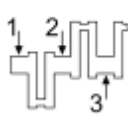
M9T 670 , M9T 676 , M9T 678 , M9T 680 , M9T 690 , M9T 692 , M9T 694 , M9T 696 , M9T 698 , M9T 700 , M9T 702 , M9T 870 , M9T 876 , M9T 880 ,

403514-00-4								5 pairs
-25-4	1-5	HL	AL	59,985	63,998	17,200	↑ O2G	1,980
-50-4				60,005	64,011	↓ 19,500	↓	
-75-4								
433514-00-4								4 pairs
-25-4	1-4	PL	CU3	53,000	56,587	19,000		1,781
-50-4			↓ AL	53,020	56,606			
443804-00-4								4 pairs
	1-4	PB	CU3	31,994	34,985	23,700	↑ O1	1,850
				32,000	35,010		↓	

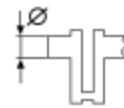
85,000 mm **50**

M9T 672 , M9T 686 , M9T 704 , M9T 706 , M9T 710 , M9T 896 , M9T 898 ,

403514-00-4								5 pairs
-25-4	1-5	HL	AL	59,985	63,998	17,200	↑ O2G	1,980
-50-4				60,005	64,011	↓ 19,500	↓	
-75-4								
443804-00-4								4 pairs
	1-4	PB	CU3	31,994	34,985	23,700	↑ O1	1,850
				32,000	35,010		↓	



Type



86,000 mm

51

Z 20 LET , Z 22 XE ,

403516-00-4 *

5 pairs

-25-4	1,2,4,5	HL	AL	57,974	62,000	19,500	↑ LO2G	2,001	4 pairs
-50-4				57,995	62,013		↓ LO2G		
-75-4	3	FL	AL	57,974	62,000	25,910	↑ LO2G	2,001	1 pair
				57,995	62,013		↓ LO2G		

86,000 mm

52

20 NEJ , 20 NE , 20 SEH , 20 SE , 20 XEJ , 20 XE , C 20 LET , C 20 NEF , C 20 NEJ , C 20 NE , C 20 SEL , C 20 XE , C 22 SEL , X 20 SE , X 20 XER , X 20 XEV , X 22 SE , Y 22 SE ,

403506-00-4 *

5 pairs

-25-4	1,2,4,5	HL	AL	57,982	62,000	19,500	↑ LO1G	1,995	4 pairs
-50-4				57,995	62,013		↓ LO1G		
	3	FL	AL	57,982	62,000	25,910	↑ LO1G	1,995	1 pair
				57,995	62,013		↓ LO1G		

433501-00-4

4 pairs

-25-4	1-4	PL	CU3	48,971	52,000	19,300	↑ LO1	1,500	
-50-4				48,987	52,012		↓ L		

86,000 mm

53

X 22 XE , Y 22 XE ,

403506-00-4 *

5 pairs

-25-4	1,2,4,5	HL	AL	57,982	62,000	19,500	↑ LO1G	1,995	4 pairs
-50-4				57,995	62,013		↓ LO1G		
	3	FL	AL	57,982	62,000	25,910	↑ LO1G	1,995	1 pair
				57,995	62,013		↓ LO1G		

403516-00-4 *

5 pairs

-25-4	1,2,4,5	HL	AL	57,974	62,000	19,500	↑ LO2G	2,001	4 pairs
-50-4				57,995	62,013		↓ LO2G		
-75-4	3	FL	AL	57,974	62,000	25,910	↑ LO2G	2,001	1 pair
				57,995	62,013		↓ LO2G		

433501-00-4

4 pairs

-25-4	1-4	PL	CU3	48,971	52,000	19,300	↑ LO1	1,500	
-50-4				48,987	52,012		↓ L		

87,000 mm

54

G9T 720 , G9T 722 , G9T 750 ,

403818-00-4

5 pairs

-25-4	1-5	HL	AL	57,980	61,668	20,990	↑ LO1G	1,810	
-50-4				58,000	61,681		↓ L		

433825-00-4

4 pairs

-25-4	1-4	PL	CU3	52,971	56,587	20,650		1,782	
-50-4			↓ AL	52,990	56,006				

89,000 mm

55

G9MB6 , G9U 630 , G9U 632 , G9U 650 , G9U 720 , G9U 724 , G9U 730 , G9U 750 , G9U 754 ,

403818-00-4

5 pairs

-25-4	1-5	HL	AL	57,980	61,668	20,990	↑ LO1G	1,810	
-50-4				58,000	61,681		↓ L		

433825-00-4

4 pairs

-25-4	1-4	PL	CU3	52,971	56,587	20,650		1,782	
-50-4			↓ AL	52,990	56,006				

93,000 mm

56

4JA1-TC , 4JA1-T , 4JA1 ,

403510-00-4

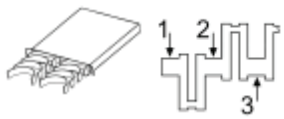
5 pairs

-25-4	1-5	HL	AL	59,920	63,987	23,030	↑ LO2G	2,004	
-50-4				59,932	64,000		↓ L		

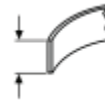
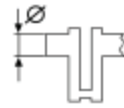
433505-00-4

4 pairs

-25-4	1-4	PL	AL	52,918	55,984	25,800	↑ L	1,513	
-50-4				52,931	55,999		↓ L		



Type



93,000 mm

57

S8U 758 , S8U 770 , S8U 772 , S8U 780 , S8U 782 ,

401108-00-4										5 pairs
-25-4	1-4	HL	CU3	80,182	84,588	23,800	↑ L O1G	2,164	4 pairs	
-50-4				80,208	84,614		↓ L			
	5	FL	CU3	86,182	90,588	30,950	↑ L O1G	2,164	1 pair	
				86,208	90,614		↓ L			

433807-00-4										4 pairs
-------------	--	--	--	--	--	--	--	--	--	---------

-25-4	1-4	PL	CU3	56,520	60,333	24,700	↑ L	1,870		
-50-4				56,535	60,345		↓ L			

94,400 mm

58

S9W 700 , S9W 702 ,

433807-00-4										4 pairs
-------------	--	--	--	--	--	--	--	--	--	---------

-25-4	1-4	PL	CU3	56,520	60,333	24,700	↑ L	1,870		
-50-4				56,535	60,345		↓ L			

95,400 mm

59

4 JG2TC , 4 JG2T ,

403504-00-4										5 pairs
-------------	--	--	--	--	--	--	--	--	--	---------

-25-4	1-5	HL	AL	69,916	73,975	23,000	↑ L O2G	2,004		
-50-4				69,931	74,000		↓ L			

403520-00-4										5 pairs
-------------	--	--	--	--	--	--	--	--	--	---------

-25-4	1-5	HL	AL	69,932	74,000	23,030	↑ L O2G	2,000		
-50-4				69,932	74,000		↓ L			

413503-00-1										1 pair
-------------	--	--	--	--	--	--	--	--	--	--------









	1	AS	AL	78,000	92,950		↑ G	2,480		
				78,000	92,950		↓ G			

433505-00-4										4 pairs
-------------	--	--	--	--	--	--	--	--	--	---------

-25-4	1-4	PL	AL	52,918	55,984	25,800	↑ L	1,513		
-50-4				52,931	55,999		↓ L			



siehe Motorenliste
see engline list
voir la liste des moteurs
ver lista de motores
см. список двигателей
تاكړ حط ا قعوتق رظنا

ENGINE			ccm	kW			1 POS	ENGINE			ccm	kW			1 POS
1004-40T	100,000	4	3990	67 - 75 kW	D	870	16	3.152	91,440	3	2502	22 - 33 kW	D	868	5
1004-40	100,000	4	3990	48 - 52 kW	D	870	15	4.154	88,900	4	2523	30 - 46 kW	D	867	1
1004-42	103,000	4	4233	45 - 59 kW	D	871	22	4.192	88,930	4	3150	29 - 37 kW	D	867	3
1004-4	100,000	4	3990	63 kW	D	870	14	4.2032	91,480	4	3335	42 kW	D	868	6
1006-60TW	100,000	6	5984	120 - 134 kW	D	870	18	4.203	91,480	4	3335	44 kW	D	868	6
1006-60T	100,000	6	5984	112 kW	D	870	18	4.212	98,480	4	3475	44 - 47 kW	D	869	13
1006-60	100,000	6	5984	79 kW	D	870	18	4.236 V	98,430	4	3866	57 - 66 kW	D	868	7
1006-6	100,000	6	5984	96 kW	D	870	17	4.236	98,430	4	3866	55 - 65 kW	D	868	7
1103A-33TG1	105,000	3	3299	42 - 54 kW	D	871	23	4.2482	101,050	4	4067	60 kW	D	871	19
1103B-33	105,000	3	3299	43 kW	D	871	23	4.248	101,050	4	4067	53 kW	D	871	19
1103C-33T	105,000	3	3299	55 kW	D	871	23	4.318	114,300	4	5212	72 kW	D	872	26
1103C-33	105,000	3	3299	41 - 43 kW	D	871	23	6.288	88,930	6	4730	45 kW	D	867	4
1103D-33TA	105,000	3	3299	50 - 61 kW	D	871	23	6.354 V	98,430	6	5798	71 - 87 kW	D	868	8
1103D-33T	105,000	3	3299	40 - 50 kW	D	871	23	6.354.2	98,430	6	5798	84 - 87 kW	D	868	8
1103D-33	105,000	3	3299	37 - 41 kW	D	871	23	6.354.3	98,430	6	5798	86 kW	D	869	12
1104A-44	105,000	4	4399	50 - 64 kW	D	871	24	6.354.4	98,430	6	5798	94 kW	D	869	9
1104C-44TA	105,000	4	4399	74 - 97 kW	D	871	24	6.354	98,430	6	5798	71 - 82 kW	D	868	8
1104C-44T	105,000	4	4399	68 - 74 kW	D	871	23	6.372.4	101,050	6	6100	82 - 87 kW	D	871	21
1104C-44	105,000	4	4399	50 - 64 kW	D	871	24	6.372	101,050	6	6100	87 kW	D	871	20
1104C-E44TA	105,000	4	4399	74 - 97 kW	D	871	24	D 6.354	98,430	6	5798	80 kW	D	869	10
1104C-E44T	105,000	4	4399	74 kW	D	871	24	D6.3544	98,430	6	5798	75 kW	D	869	12
1104C-E44	105,000	4	4399	64 kW	D	871	24	Phaser 110 TI	100,000	4	3990	102 kW	D	870	16
1104D-44TA	105,000	4	4399	56 - 89 kW	D	871	24	Phaser 110 T	100,000	4	3990	82 kW	D	870	16
1104D-44TT	105,000	4	4399	68 kW	D	871	25	Phaser 160T	100,000	6	5985	119 kW	D	870	18
1104D-44T	105,000	4	4399	54 - 73 kW	D	871	23	Phaser 180Ti	100,000	6	5985	131 - 134 kW	D	870	18
1104D-44	105,000	4	4399	54 kW	D	871	24	Phaser 210Ti	100,000	6	5985	154 - 155 kW	D	870	18
1104D-E44TA	105,000	4	4399	70 - 100 kW	D	871	24	Phaser 6.145T	100,000	6	5985	107 kW	D	870	18
1104D-E44T	105,000	4	4399	66 kW	D	871	24	Phaser 6.160T	100,000	6	5985	119 kW	D	870	18
1106C-70TA	105,000	6	7014	112 - 162 kW	D	871	23	Phaser 6.180Ti	100,000	6	5985	134 kW	D	870	18
1106C-E60TA	100,000	6	5985	74 - 130 kW	D	870	18	T 6.354	98,430	6	5798	119 kW	D	869	10
1106D-E66TA	105,000	6	6598	90 - 205 kW	D	871	23	T4.236	98,430	4	3866	66 - 76 kW	D	869	11
3.144	88,930	3	2365	22 - 28 kW	D	867	2	T6.354.3 CC	98,430	6	5798	110 - 111 kW	D	869	12
3.1524	91,440	3	2502	27 - 30 kW	D	868	5	T6.3544	98,430	6	5798	110 - 119 kW	D	869	12



88,900 mm										1
4.154										
433601-00-4										4 pairs
-25-4	1-4	PL	AL	57,111	60,833	30,230	↑ L		1,822	
-50-4				57,124	60,845		↓ L			
-75-4										
88,930 mm										2
3.144										
403601-00-3										4 pairs
-25-3	1	HL	AL	69,812	74,079	33,150	↑ LO1G		2,089	1 pair
-50-3				69,825	74,105		↓ L G			
-75-3	2,3	HL	AL	69,825	74,070	25,400	↑ LO1G		2,089	2 pairs
				69,840	74,091		↓ LO1G			
	4	HL	AL	69,812	74,079	40,767	↑ LO1G		2,089	1 pair
				69,825	74,105		↓ LO1G			
413620-00-2										2 pairs
	1-2	AS	AL	77,343	90,221		↑ G		3,120	
				77,597	90,475		↓ L G			
433601-00-3										3 pairs
-25-3	1-3	PL	AL	57,111	60,833	30,230	↑ L		1,822	
-50-3				57,124	60,845		↓ L			
-75-3										
88,930 mm										3
4.192										
403601-00-4										5 pairs
-25-4	1	HL	AL	69,812	74,079	33,150	↑ LO1G		2,089	1 pair
-50-4				69,825	74,105		↓ L G			
-75-4	2,4	HL	AL	69,825	74,070	25,400	↑ LO1G		2,089	2 pairs
				69,840	74,091		↓ LO1G			
	3,5	HL	AL	69,812	74,079	40,767	↑ LO1G		2,089	2 pairs
				69,825	74,105		↓ LO1G			
413620-00-2										2 pairs
	1-2	AS	AL	77,343	90,221		↑ G		3,120	
				77,597	90,475		↓ L G			
433601-00-4										4 pairs
-25-4	1-4	PL	AL	57,111	60,833	30,230	↑ L		1,822	
-50-4				57,124	60,845		↓ L			
-75-4										
88,930 mm										4
6.288										
413620-00-2										2 pairs
	1-2	AS	AL	77,343	90,221		↑ G		3,120	
				77,597	90,475		↓ L G			



91,440 mm 5

3.1524 , 3.152 ,

403601-00-3 4 pairs

-25-3	1	HL	AL	69,812	74,079	33,150	↑ LO1G ↓ L G	2,089	1 pair
-50-3				69,825	74,105				
-75-3	2,3	HL	AL	69,825	74,070	25,400	↑ LO1G ↓ LO1G	2,089	2 pairs
				69,840	74,091				
	4	HL	AL	69,812	74,079	40,767	↑ LO1G ↓ LO1G	2,089	1 pair
				69,825	74,105				

413620-00-2 2 pairs

1-2	AS	AL	77,343	90,221		↑ G ↓ L G	3,120
			77,597	90,475			

433601-00-3 3 pairs

-25-3	1-3	PL	AL	57,111	60,833	30,230	↑ L ↓ L	1,822
-50-3				57,124	60,845			
-75-3								

91,480 mm 6

4.2032 , 4.203 ,

403601-00-4 5 pairs

-25-4	1	HL	AL	69,812	74,079	33,150	↑ LO1G ↓ L G	2,089	1 pair
-50-4				69,825	74,105				
-75-4	2,4	HL	AL	69,825	74,070	25,400	↑ LO1G ↓ LO1G	2,089	2 pairs
				69,840	74,091				
	3,5	HL	AL	69,812	74,079	40,767	↑ LO1G ↓ LO1G	2,089	2 pairs
				69,825	74,105				

413620-00-2 2 pairs

1-2	AS	AL	77,343	90,221		↑ G ↓ L G	3,120
			77,597	90,475			

433601-00-4 4 pairs

-25-4	1-4	PL	AL	57,111	60,833	30,230	↑ L ↓ L	1,822
-50-4				57,124	60,845			
-75-4								

98,430 mm 7

4.236 V , 4.236 ,

403602-00-4 5 pairs

-25-4	1,2,4,5	HL	AL	76,162	80,416	31,880	↑ LO1G ↓ LO1	2,090	4 pairs
-50-4				76,175	80,441				
	3	HL	AL	76,162	80,416	36,700	↑ LO1G ↓ LO1	2,090	1 pair
				76,175	80,441				

413621-00-2 2 pairs

1-2	AS	AL	86,870	103,850		↑ G ↓ L G	2,310
			87,120	104,100			

433604-00-4 4 pairs

-25-4	1-4	PL	AL	63,475	67,208	31,880	↑ L ↓ L	1,841
-50-4				63,487	67,221			

98,430 mm 8

6.354 V , 6.354.2 , 6.354 ,

403602-00-6 7 pairs

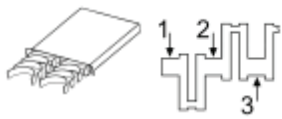
-25-6	1,2,3,5,6,7	HL	AL	76,162	80,416	31,880	↑ LO1G ↓ LO1	2,090	6 pairs
				76,175	80,441				
	4	HL	AL	76,162	80,416	36,700	↑ LO1G ↓ LO1	2,090	1 pair
				76,175	80,441				

413621-00-2 2 pairs

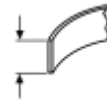
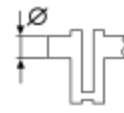
1-2	AS	AL	86,870	103,850		↑ G ↓ L G	2,310
			87,120	104,100			

433604-00-6 6 pairs

-25-6	1-6	PL	AL	63,475	67,208	31,880	↑ L ↓ L	1,841
				63,487	67,221			



Type



98,430 mm

9

6.354.4

413621-00-2										2 pairs
1-2	AS	AL	86,870 87,120	103,850 104,100		↑ L ↓ L	G G	2,310		

433604-00-6										6 pairs
-25-6	1-6	PL	63,475 63,487	67,208 67,221	31,880	↑ L ↓ L		1,841		

98,430 mm

10

D 6.354 , T 6.354 ,

403602-00-6										7 pairs
-25-6	1,2,3,5,6,7	HL	76,162 76,175	80,416 80,441	31,880	↑ LO1G ↓ LO1		2,090	6 pairs	

	4	HL	76,162 76,175	80,416 80,441	36,700	↑ LO1G ↓ LO1		2,090	1 pair	
--	---	----	------------------	------------------	--------	-----------------	--	-------	--------	--

413621-00-2										2 pairs
1-2	AS	AL	86,870 87,120	103,850 104,100		↑ L ↓ L	G G	2,310		

98,430 mm

11

T4.236

403602-00-4										5 pairs
-25-4	1,2,4,5	HL	76,162 76,175	80,416 80,441	31,880	↑ LO1G ↓ LO1		2,090	4 pairs	

	3	HL	76,162 76,175	80,416 80,441	36,700	↑ LO1G ↓ LO1		2,090	1 pair	
--	---	----	------------------	------------------	--------	-----------------	--	-------	--------	--

413621-00-2										2 pairs
1-2	AS	AL	86,870 87,120	103,850 104,100		↑ L ↓ L	G G	2,310		

98,430 mm

12

6.354.3 , D6.3544 , T6.354.3 CC , T6.3544 ,

413621-00-2										2 pairs
1-2	AS	AL	86,870 87,120	103,850 104,100		↑ L ↓ L	G G	2,310		

98,480 mm

13

4.212

403602-00-4										5 pairs
-25-4	1,2,4,5	HL	76,162 76,175	80,416 80,441	31,880	↑ LO1G ↓ LO1		2,090	4 pairs	

	3	HL	76,162 76,175	80,416 80,441	36,700	↑ LO1G ↓ LO1		2,090	1 pair	
--	---	----	------------------	------------------	--------	-----------------	--	-------	--------	--

413621-00-2										2 pairs
1-2	AS	AL	86,870 87,120	103,850 104,100		↑ L ↓ L	G G	2,310		

433604-00-4										4 pairs
-25-4	1-4	PL	63,475 63,487	67,208 67,221	31,880	↑ L ↓ L		1,841		

433605-00-4										4 pairs
-25-4	1-4	PL	63,475 63,487	67,208 67,221	31,880			1,841		



Type

100,000 mm		14
-------------------	--	-----------

<small>1004-4</small>									
413621-00-2									
	1-2	AS	AL	86,870 87,120	103,850 104,100		↑ L ↓ G	2,310	2 pairs
433605-00-4									
	1-4	PL	AL	63,475 63,487	67,208 67,221	31,880		1,841	4 pairs
	-25-4								
	-50-4								
	-75-4								

100,000 mm		15
-------------------	--	-----------

<small>1004-40</small>									
403602-00-4									
	1,2,4,5	HL	AL	76,162 76,175	80,416 80,441	31,880	↑ LO1G ↓ LO1	2,090	5 pairs
	-25-4								4 pairs
	-50-4								
	3	HL	AL	76,162 76,175	80,416 80,441	36,700	↑ LO1G ↓ LO1	2,090	1 pair
413621-00-2									
	1-2	AS	AL	86,870 87,120	103,850 104,100		↑ L ↓ G	2,310	2 pairs
433604-00-4									
	1-4	PL	AL	63,475 63,487	67,208 67,221	31,880	↑ L ↓ L	1,841	4 pairs
	-25-4								
	-50-4								
433605-00-4									
	1-4	PL	AL	63,475 63,487	67,208 67,221	31,880		1,841	4 pairs
	-25-4								
	-50-4								
	-75-4								

100,000 mm		16
-------------------	--	-----------

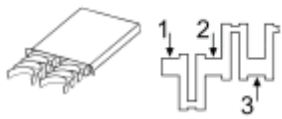
<small>1004-40T , Phaser 110 TI , Phaser 110 T ,</small>									
403602-00-4									
	1,2,4,5	HL	AL	76,162 76,175	80,416 80,441	31,880	↑ LO1G ↓ LO1	2,090	5 pairs
	-25-4								4 pairs
	-50-4								
	3	HL	AL	76,162 76,175	80,416 80,441	36,700	↑ LO1G ↓ LO1	2,090	1 pair
413621-00-2									
	1-2	AS	AL	86,870 87,120	103,850 104,100		↑ L ↓ G	2,310	2 pairs

100,000 mm		17
-------------------	--	-----------

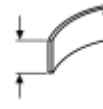
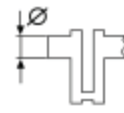
<small>1006-6</small>									
413621-00-2									
	1-2	AS	AL	86,870 87,120	103,850 104,100		↑ L ↓ G	2,310	2 pairs
433604-00-6									
	1-6	PL	AL	63,475 63,487	67,208 67,221	31,880	↑ L ↓ L	1,841	6 pairs
	-25-6								

100,000 mm		18
-------------------	--	-----------

<small>1006-60TW , 1006-60T , 1006-60 , 1106C-E60TA , Phaser 160T , Phaser 180Ti , Phaser 210Ti , Phaser 6.145T , Phaser 6.160T , Phaser 6.180Ti ,</small>									
413621-00-2									
	1-2	AS	AL	86,870 87,120	103,850 104,100		↑ L ↓ G	2,310	2 pairs



Type



101,050 mm										19
4.2482, 4.248,										
403602-00-4										5 pairs
-25-4	1,2,4,5	HL	AL	76,162	80,416	31,880	↑ LO1G	2,090	4 pairs	
-50-4				76,175	80,441		↓ LO1			
	3	HL	AL	76,162	80,416	36,700	↑ LO1G	2,090	1 pair	
				76,175	80,441		↓ LO1			
413621-00-2										2 pairs
	1-2	AS	AL	86,870	103,850		↑ G	2,310		
				87,120	104,100		↓ L G			
433604-00-4										4 pairs
-25-4	1-4	PL	AL	63,475	67,208	31,880	↑ L	1,841		
-50-4				63,487	67,221		↓ L			
101,050 mm										20
6.372										
403602-00-6										7 pairs
-25-6	1,2,3,5,6,7	HL	AL	76,162	80,416	31,880	↑ LO1G	2,090	6 pairs	
				76,175	80,441		↓ LO1			
	4	HL	AL	76,162	80,416	36,700	↑ LO1G	2,090	1 pair	
				76,175	80,441		↓ LO1			
413621-00-2										2 pairs
	1-2	AS	AL	86,870	103,850		↑ G	2,310		
				87,120	104,100		↓ L G			
101,050 mm										21
6.372.4										
413621-00-2										2 pairs
	1-2	AS	AL	86,870	103,850		↑ G	2,310		
				87,120	104,100		↓ L G			
103,000 mm										22
1004-42										
403602-00-4										5 pairs
-25-4	1,2,4,5	HL	AL	76,162	80,416	31,880	↑ LO1G	2,090	4 pairs	
-50-4				76,175	80,441		↓ LO1			
	3	HL	AL	76,162	80,416	36,700	↑ LO1G	2,090	1 pair	
				76,175	80,441		↓ LO1			
413621-00-2										2 pairs
	1-2	AS	AL	86,870	103,850		↑ G	2,310		
				87,120	104,100		↓ L G			
105,000 mm										23
1103A-33TG1, 1103B-33, 1103C-33T, 1103C-33, 1103D-33TA, 1103D-33T, 1103D-33, 1104C-44T, 1104D-44T, 1106C-70TA, 1106D-E66TA,										
413621-00-2										2 pairs
	1-2	AS	AL	86,870	103,850		↑ G	2,310		
				87,120	104,100		↓ L G			
105,000 mm										24
1104A-44, 1104B-44TA, 1104C-44, 1104C-E44TA, 1104C-E44T, 1104C-E44, 1104D-44TA, 1104D-44, 1104D-E44TA, 1104D-E44T,										
413621-00-2										2 pairs
	1-2	AS	AL	86,870	103,850		↑ G	2,310		
				87,120	104,100		↓ L G			
433605-00-4										4 pairs
-25-4	1-4	PL	AL	63,475	67,208	31,880		1,841		
-50-4				63,487	67,221					
-75-4										
105,000 mm										25
1104D-44TT										
433605-00-4										4 pairs
-25-4	1-4	PL	AL	63,475	67,208	31,880		1,841		
-50-4				63,487	67,221					
-75-4										



Type

114,300 mm






26

4.318

403602-00-4										5 pairs
-25-4	1,2,4,5	HL	AL	76,162	80,416	31,880	↑ LO1G	2,090	4 pairs	
-50-4				76,175	80,441		↓ LO1			
	3	HL	AL	76,162	80,416	36,700	↑ LO1G	2,090	1 pair	
				76,175	80,441		↓ LO1			
413621-00-2										2 pairs
	1-2	AS	AL	86,870	103,850		↑ G	2,310		
				87,120	104,100		↓ L G			
433604-00-4										4 pairs
-25-4	1-4	PL	AL	63,475	67,208	31,880	↑ L	1,841		
-50-4				63,487	67,221		↓ L			








1007 (KM_) 1.4 16V	KFU (ET3J4)	10.05	1360	B	65 kW	910	18
1007 (KM_) 1.4 HDi	8HX (DV4TD)	04.05	1398	D	50 kW	909	13
1007 (KM_) 1.4 HDi	8HZ (DV4TD)	04.05	1398	D	50 kW	909	13
1007 (KM_) 1.4	KFV (TU3A)	04.05	1360	B	54 kW	913	28
1007 (KM_) 1.4	KFV (TU3JP)	04.05	1360	B	54 kW	910	18
1007 (KM_) 1.6 16V	NFU (TU5JP4)	04.05	1587	B	80 kW	916	40
1007 (KM_) 1.6 HDi	9HZ (DV6TED4)	06.07	1560	D	80 kW	909	15
104 Coupe 0.9	108 (XV3)	09.73 - 10.83	954	B	33 kW	906	3
104 Coupe 0.9	108 (XV5)	09.73 - 10.83	954	B	33 kW	906	3
104 Coupe 1.1	109 (XW3)	08.79 - 06.83	1124	B	42 kW	907	7
104 Coupe 1.1	109F (XW7)	08.79 - 06.88	1124	B	37 kW	907	8
104 Coupe 1.1	121 (XW3S)	08.75 - 06.80	1124	B	49 kW	908	9
104 Coupe 1.1	XW3S	09.73 - 09.79	1124	B	48 kW	908	9
104 Coupe 1.4	150 (XY6B)	08.79 - 06.84	1360	B	53 kW	911	20
104 0.9	108 (XV3)	10.72 - 10.79	954	B	34 kW	906	3
104 0.9	108 (XV5)	10.79 - 10.83	954	B	33 kW	906	3
104 1.0	108C (XV8)	09.83 - 06.88	954	B	32 kW	906	4
104 1.1	109 (XW3)	07.76 - 08.82	1124	B	42 kW	907	7
104 1.1	109F (XW7)	08.80 - 06.88	1124	B	37 kW	907	8
104 1.1	XW3S	09.78 - 09.79	1124	B	48 kW	908	9
104 1.2	129 (XZ5)	08.79 - 06.83	1219	B	42 kW	911	20
104 1.4	150 (XY6B)	08.79 - 06.83	1360	B	53 kW	911	20
106 I (1A, 1C) 1.0	CDY (TU9M)	09.91 - 04.96	954	B	33 kW	906	5
106 I (1A, 1C) 1.0	CDZ (TU9M)	09.91 - 04.96	954	B	37 kW	906	5
106 I (1A, 1C) 1.0	TU9	09.91 - 04.96	954	B	33 kW	906	5
106 I (1A, 1C) 1.1	HDZ (TU1M)	09.91 - 04.96	1124	B	44 kW	908	10
106 I (1A, 1C) 1.3	TU2J2	10.93 - 04.96	1294	B	72 kW	912	26
106 I (1A, 1C) 1.4 D	K9Y (TUD3Y)	09.92 - 04.96	1361	D	37 kW	911	21
106 I (1A, 1C) 1.4	K5A (TU3)	08.91 - 03.96	1360	B	51 kW	911	21
106 I (1A, 1C) 1.4	KDX (TU3MC)	09.91 - 04.96	1360	B	55 kW	911	19
106 I (1A, 1C) 1.4	KDY (TU3M)	09.91 - 04.96	1360	B	55 kW	912	26
106 I (1A, 1C) 1.5 D	VJY (TUD5)	06.94 - 04.96	1527	D	40 kW	914	35
106 I (1A, 1C) 1.5 D	VJY (TUD5)	06.94 - 04.96	1527	D	43 kW	914	35
106 I (1A, 1C) 1.5 D	VJZ (TUD5)	06.94 - 04.96	1527	D	43 kW	914	35
106 I (1A, 1C) 1.6	NFY (TU5J2)	11.94 - 04.96	1587	B	76 kW	916	40
106 I (1A, 1C) 1.6	NFZ (TU5JP)	06.93 - 04.96	1587	B	65 kW	916	40
106 II (1A_, 1C_) 1.0 i	CDY (TU9M)	05.96 - 05.05	954	B	33 kW	906	5
106 II (1A_, 1C_) 1.0 i	CDZ (TU9M)	04.96 - 12.01	954	B	37 kW	906	5
106 II (1A_, 1C_) 1.1 BiFuel	HDZ (TU1M+)	04.96 - 03.01	1124	B/G	44 kW	908	10
106 II (1A_, 1C_) 1.1 i	HDY (TU1M)	01.97 - 03.01	1124	B	40 kW	908	10
106 II (1A_, 1C_) 1.1 i	HDZ (TU1M)	05.96 - 07.04	1124	B	44 kW	908	10
106 II (1A_, 1C_) 1.1 i	HDZ (TU1M+)	05.96 - 07.04	1124	B	44 kW	908	10
106 II (1A_, 1C_) 1.1 i	HFX (TU1JP)	05.96 - 07.04	1124	B	44 kW	907	6
106 II (1A_, 1C_) 1.1	HDZ (TU1M+)	09.00 - 10.02	1124	B	42 kW	908	10
106 II (1A_, 1C_) 1.4 i	KFV (TU3JP)	05.96 - 07.04	1360	B	55 kW	911	19
106 II (1A_, 1C_) 1.4 i	KFX (TU3JP)	05.96 - 07.04	1360	B	55 kW	911	19
106 II (1A_, 1C_) 1.5 D	VJX (TUD5B)	11.96 - 07.04	1527	D	42 kW	914	35
106 II (1A_, 1C_) 1.5 D	VJY (TUD5)	05.96 - 03.01	1527	D	40 kW	914	35
106 II (1A_, 1C_) 1.5 D	VJY (TUD5)	11.96 - 07.04	1527	D	42 kW	914	35
106 II (1A_, 1C_) 1.5 D	VJZ (TUD5)	11.96 - 07.04	1527	D	42 kW	914	35
106 II (1A_, 1C_) 1.6 S16	NFX (TU5J4)	05.96 - 07.04	1587	B	87 kW	916	40
106 II (1A_, 1C_) 1.6 S16	NFX (TU5J4)	04.98 - 09.01	1587	B	88 kW	916	40
106 II (1A_, 1C_) 1.6 i	NFW (TU5J2)	05.96 - 01.01	1587	B	74 kW	916	40
106 II (1A_, 1C_) 1.6 i	NFY (TU5J2)	05.96 - 01.01	1587	B	74 kW	916	40
106 II (1A_, 1C_) 1.6 i	NFZ (TU5JP)	05.96 - 10.99	1587	B	65 kW	916	40
106 Van I Kasten/Schrägheck (1S_) 1.0	CDY (TU9M)	08.91 - 03.96	954	B	33 kW	906	5
106 Van I Kasten/Schrägheck (1S_) 1.0	TU9	08.91 - 03.96	954	B	33 kW	906	5
106 Van I Kasten/Schrägheck (1S_) 1.4 D	K9Y (TUD3Y)	08.91 - 03.96	1361	D	37 kW	911	21
106 Van II Kasten/Schrägheck (1S_) 1.0	CDY (TU9M)	04.96 - 03.01	954	B	33 kW	906	5
106 Van II Kasten/Schrägheck (1S_) 1.0	TU9	04.96 - 03.01	954	B	33 kW	906	5
106 Van II Kasten/Schrägheck (1S_) 1.5 D	VJX (TUD5B)	06.96 - 03.01	1527	D	42 kW	914	35
106 Van II Kasten/Schrägheck (1S_) 1.5 D	VJY (TUD5)	05.96 - 03.01	1527	D	40 kW	914	35

			ccm		kw		1 POS
107 (PM_, PN_) 1.4 HDi	8HT (DV4TD)	06.05 - 05.14	1398	D	40 kW	909	13
108 1.2	HMT (EB2D)	05.14	1199	B	60 kW	910	17
108 1.2	HMZ (EB2)	05.14	1199	B	60 kW	912	25
108 1.2	HMZ (EB2F)	05.14	1199	B	60 kW	910	17
2008 I (CU_) 1.2 PureTech 82	HMR (EB2FA)	01.18 - 12.19	1199	B	61 kW	910	17
2008 I (CU_) 1.2 THP 110 / PureTech 110	HNP (EB2ADT)	01.15	1199	B	81 kW	910	17
2008 I (CU_) 1.2 THP 110 / PureTech 110	HNV (EB2DTM)	01.15	1199	B	81 kW	910	17
2008 I (CU_) 1.2 THP 110 / PureTech 110	HNZ (EB2DT)	01.15	1199	B	81 kW	910	17
2008 I (CU_) 1.2 THP 130 / PureTech 130	HNS (EB2ADTS)	01.15	1199	B	96 kW	910	17
2008 I (CU_) 1.2 THP 130 / PureTech 130	HNY (EB2DTS)	01.15	1199	B	96 kW	910	17
2008 I (CU_) 1.2 VTi	HMZ (EB2)	03.13 - 12.18	1199	B	60 kW	912	25
2008 I (CU_) 1.2 VTi	HMZ (EB2F)	03.13 - 12.18	1199	B	60 kW	910	17
2008 I (CU_) 1.4 HDi	8HR (DV4C)	06.13	1398	D	50 kW	909	13
2008 I (CU_) 1.5 BlueHDi 100	YHY (DV5RD)	05.18	1499	D	75 kW	913	29
2008 I (CU_) 1.5 BlueHDi 120	YHX (DV5RC)	05.18	1499	D	88 kW	913	29
2008 I (CU_) 1.6 BlueHDi 100	BHY (DV6FD)	01.15	1560	D	73 kW	910	16
2008 I (CU_) 1.6 BlueHDi 120	BHZ (DV6FC)	07.14	1560	D	88 kW	910	16
2008 I (CU_) 1.6 BlueHDi 75	BHW (DV6FE)	01.15	1560	D	55 kW	909	15
2008 I (CU_) 1.6 BlueHDi	BHX (DV6FC)	07.14	1560	D	85 kW	910	16
2008 I (CU_) 1.6 Flex	5FS (EP6C)	04.15	1598	B/E	90 kW	914	32
2008 I (CU_) 1.6 Flex	NFP (EC5)	04.15	1587	B/E	90 kW	915	39
2008 I (CU_) 1.6 Flex	NFP (EC5)	01.19	1587	B/E	87 kW	915	39
2008 I (CU_) 1.6 Griffé Flex	5FY (EP6DTS)	04.15	1598	B/E	127 kW	914	32
2008 I (CU_) 1.6 HDi	9HD (DV6C)	03.13	1560	D	84 kW	909	15
2008 I (CU_) 1.6 HDi	9HD (DV6CTED)	03.13	1560	D	84 kW	909	15
2008 I (CU_) 1.6 HDi	9HP (DV6DTE)	03.13	1560	D	68 kW	909	15
2008 I (CU_) 1.6 THP 165	5GZ (EP6FDT)	02.16	1598	B	121 kW	914	32
2008 I (CU_) 1.6 VTi	5FS (EP6C)	03.13	1598	B	88 kW	914	32
2008 I (CU_) 1.6 VTi	5FS (EP6C)	05.13	1598	B	85 kW	914	32
2008 I (CU_) 1.6 VTi	NFP (EC5)	03.13	1587	B	88 kW	915	39
2008 I (CU_) 1.6 VTi	NFP (EC5)	02.16	1587	B	85 kW	915	39
2008 I Van (CU_) BlueHDi 100 (CUYHYM)	YHY (DV5RD)	05.18	1499	D	75 kW	913	29
2008 I Van (CU_) BlueHDi 120 (CUYHXK)	YHX (DV5RC)	05.18	1499	D	88 kW	913	29
2008 I Van (CU_) PureTech 130 (CUHNYM, CUHNSS)	HNS (EB2ADTS)	01.18	1199	B	96 kW	910	17
2008 I Van (CU_) PureTech 130 (CUHNYM, CUHNSS)	HNY (EB2DTS)	01.18	1199	B	96 kW	910	17
2008 II (UD_, US_, UY_, UK_) 1.2 PureTech 100	HNK (EB2ADTD)	11.19	1199	B	74 kW	912	25
2008 II (UD_, US_, UY_, UK_) 1.2 PureTech 130	HNS (EB2ADTS)	08.19	1199	B	96 kW	910	17
2008 II (UD_, US_, UY_, UK_) 1.2 THP / PureTech 155 (USHNNS, URHNNS, UXHNJP, URHN-JP,...	HNJ (EB2ADTXM)	11.19	1199	B	114 kW	912	25
2008 II (UD_, US_, UY_, UK_) 1.2 THP / PureTech 155 (USHNNS, URHNNS, UXHNJP, URHN-JP,...	HNN (EB2ADTX)	11.19	1199	B	114 kW	912	25
2008 II (UD_, US_, UY_, UK_) 1.2 THP / PureTech 155 (USHNNS, URHNNS, UXHNJP, URHN-JP,...	HNR (EB2ADTXM)	11.19	1199	B	114 kW	912	25
2008 II (UD_, US_, UY_, UK_) 1.5 BlueHDi 100	YHY (DV5RD)	08.19	1499	D	75 kW	913	29
2008 II (UD_, US_, UY_, UK_) 1.5 BlueHDi 110 (UDYHSK)	YHS (DV5RCE)	01.21	1499	D	81 kW	913	29
2008 II (UD_, US_, UY_, UK_) 1.5 BlueHDi 130	YHZ (DV5RC)	08.19	1499	D	96 kW	913	29
204 1.1	XK5	09.75 - 07.77	1127	B	43 kW	915	38
205 I (741A/C) 1.0	108C (XV8)	02.83 - 10.87	954	B	33 kW	906	4
205 I (741A/C) 1.1	109F (XW7)	02.83 - 10.87	1124	B	37 kW	907	8
205 I (741A/C) 1.1	109N (XW7)	02.83 - 10.87	1124	B	36 kW	907	8
205 I (741A/C) 1.3	G1A	02.84 - 10.87	1294	B	47 kW	913	30
205 I (741A/C) 1.4	150 (XY6B)	02.83 - 10.87	1360	B	53 kW	911	20
205 I (741A/C) 1.4	150B (XY8)	02.83 - 10.87	1360	B	59 kW	911	20
205 I (741A/C) 1.4	150D (XY7)	02.83 - 10.87	1360	B	44 kW	911	21
205 I (741A/C) 1.4	150G (XY7)	02.83 - 10.87	1360	B	44 kW	912	22
205 I (741A/C) 1.4	150H (XY8)	10.85 - 10.87	1360	B	58 kW	912	22
205 I (741A/C) 1.5	Y2/K	02.84 - 10.87	1442	B	63 kW	913	30
205 I (741A/C) 1.6 GTI	180A (XU5J)	12.84 - 10.87	1580	B	76 kW	918	49
205 I (741A/C) 1.6 GTI	180A (XU5J)	06.85 - 06.87	1580	B	77 kW	918	49
205 I (741A/C) 1.6 GTI	180Z (XU5J)	12.84 - 10.87	1580	B	76 kW	918	49
205 I (741A/C) 1.6 GTI	B6D (XU5JA)	02.83 - 07.87	1580	B	85 kW	918	49
205 I (741A/C) 1.6	B1A (XU51C)	08.86 - 10.87	1580	B	55 kW	918	49
205 I (741A/C) 1.6	B1E (XU51C)	03.87 - 10.87	1580	B	53 kW	918	49








205 I (741A/C) 1.6	BAZ (XU5CP)	08.86 - 10.87	1580	B	55 kW	918	49
205 I (741A/C) 1.7 Diesel	161A (XUD7)	08.83 - 10.87	1769	D	44 kW	916	41
205 I (741A/C) 1.9 GTI	D6B (XU9JA)	10.86 - 10.87	1905	B	94 kW	918	49
205 I (741A/C) 1.9 GTI	DFZ (XU9J1)	03.87 - 10.87	1905	B	75 kW	918	49
205 I Cabriolet (741B, 20D) 1.1 CJ	HDZ (TU1M)	10.89 - 12.94	1124	B	44 kW	908	10
205 I Cabriolet (741B, 20D) 1.1	H1B (TU1)	08.87 - 12.94	1124	B	40 kW	908	10
205 I Cabriolet (741B, 20D) 1.4 CJ Cat	KAY (TU3CP)	01.89 - 09.93	1361	B	44 kW	912	22
205 I Cabriolet (741B, 20D) 1.4 CJ	150D (XY7)	03.88 - 05.89	1360	B	44 kW	911	21
205 I Cabriolet (741B, 20D) 1.4 CJ	150G (XY7)	03.88 - 05.89	1360	B	44 kW	912	22
205 I Cabriolet (741B, 20D) 1.4 CJ	K1D (TU3A)	03.89 - 12.94	1360	B	49 kW	912	26
205 I Cabriolet (741B, 20D) 1.4 CJ	KDY (TU3M)	01.89 - 11.95	1360	B	55 kW	912	26
205 I Cabriolet (741B, 20D) 1.4 CJ	KDZ (TU3M)	01.89 - 11.95	1360	B	55 kW	911	19
205 I Cabriolet (741B, 20D) 1.4 CT	150B (XY8)	04.86 - 12.88	1360	B	58 kW	911	20
205 I Cabriolet (741B, 20D) 1.4 CT	150H (XY8)	04.86 - 12.88	1360	B	58 kW	912	22
205 I Cabriolet (741B, 20D) 1.4	K1D (TU3A)	08.87 - 07.90	1360	B	50 kW	912	26
205 I Cabriolet (741B, 20D) 1.4	K2B (TU3S)	08.87 - 06.94	1360	B	62 kW	912	26
205 I Cabriolet (741B, 20D) 1.6 CJ	BDY (XU5M3Z)	08.92 - 12.94	1580	B	65 kW	918	49
205 I Cabriolet (741B, 20D) 1.6 CTI	180A (XU5J)	03.86 - 10.90	1580	B	76 kW	918	49
205 I Cabriolet (741B, 20D) 1.6 CTI	180Z (XU5J)	03.86 - 10.90	1580	B	76 kW	918	49
205 I Cabriolet (741B, 20D) 1.6	B6D (XU5JA)	08.87 - 07.92	1580	B	85 kW	918	49
205 I Cabriolet (741B, 20D) 1.9 CTI	DFZ (XU9J1)	10.87 - 12.94	1905	B	75 kW	918	49
205 I Cabriolet (741B, 20D) 1.9 CTi	DFZ (XU9J1)	08.87 - 07.90	1905	B	74 kW	918	49
205 I Cabriolet (741B, 20D) 1.9 CTi	DKZ (XU9JAZ)	08.90 - 07.92	1905	B	92 kW	918	49
205 I Cabriolet (741B, 20D) 1.9	DFZ (XU9J1)	05.86 - 11.95	1905	B	77 kW	918	49
205 II (20A/C) 1.0	CDY (TU9M)	08.87 - 07.90	954	B	32 kW	906	5
205 II (20A/C) 1.0	CDZ (TU9M)	08.92 - 05.97	954	B	37 kW	906	5
205 II (20A/C) 1.0	TU9	10.87 - 09.98	954	B	33 kW	906	5
205 II (20A/C) 1.1 XA	E1	07.87 - 10.95	1118	B	40 kW	909	14
205 II (20A/C) 1.1	109N (XW7)	10.87 - 10.90	1124	B	36 kW	907	8
205 II (20A/C) 1.1	H1B (TU1)	10.87 - 07.92	1124	B	40 kW	908	10
205 II (20A/C) 1.1	HDZ (TU1M)	07.89 - 09.98	1124	B	44 kW	908	10
205 II (20A/C) 1.2	F1	01.87 - 12.90	1204	B	47 kW	909	14
205 II (20A/C) 1.3 Rallye	TU24	10.87 - 10.90	1294	B	74 kW	911	21
205 II (20A/C) 1.3	G1A	08.90 - 07.92	1294	B	47 kW	913	30
205 II (20A/C) 1.4 Cat	KAY (TU3CP)	08.87 - 09.93	1361	B	44 kW	912	22
205 II (20A/C) 1.4	150 (XY6B)	01.87 - 07.88	1360	B	53 kW	911	20
205 II (20A/C) 1.4	150B (XY8)	07.88 - 05.89	1360	B	58 kW	911	20
205 II (20A/C) 1.4	150D (XY7)	10.87 - 05.89	1360	B	44 kW	911	21
205 II (20A/C) 1.4	150G (XY7)	10.87 - 05.89	1360	B	44 kW	912	22
205 II (20A/C) 1.4	150H (XY8)	07.88 - 05.89	1360	B	58 kW	912	22
205 II (20A/C) 1.4	K1D (TU3A)	10.87 - 10.90	1360	B	49 kW	912	26
205 II (20A/C) 1.4	K1D (TU3A)	08.90 - 07.92	1360	B	50 kW	912	26
205 II (20A/C) 1.4	K2B (TU3S)	06.87 - 12.89	1360	B	62 kW	912	26
205 II (20A/C) 1.4	KDX (TU3MC)	07.88 - 09.98	1360	B	55 kW	911	19
205 II (20A/C) 1.4	KDY (TU3M)	07.88 - 09.98	1360	B	55 kW	912	26
205 II (20A/C) 1.4	KDY (TU3M)	07.88 - 09.98	1360	B	55 kW	912	26
205 II (20A/C) 1.4	KDZ (TU3M)	07.88 - 09.98	1360	B	55 kW	911	19
205 II (20A/C) 1.4	KDZ (TU3M)	07.88 - 09.98	1360	B	55 kW	911	19
205 II (20A/C) 1.4	KFX (TU3JP)	07.88 - 09.98	1360	B	55 kW	911	19
205 II (20A/C) 1.4	TU32	07.88 - 09.98	1360	B	55 kW	911	21
205 II (20A/C) 1.4	Y2/K	06.87 - 12.89	1442	B	63 kW	913	30
205 II (20A/C) 1.6 Aut.	B1E (XU51C)	10.87 - 09.98	1580	B	58 kW	918	49
205 II (20A/C) 1.6 Aut.	BDY (XU5M2Z)	05.90 - 09.98	1580	B	65 kW	918	49
205 II (20A/C) 1.6 Aut.	BDY (XU5M3Z)	05.90 - 09.98	1580	B	65 kW	918	49
205 II (20A/C) 1.6 GTI	180A (XU5J)	10.87 - 12.89	1580	B	76 kW	918	49
205 II (20A/C) 1.6 GTI	180Z (XU5J)	10.87 - 12.89	1580	B	76 kW	918	49
205 II (20A/C) 1.6 GTI	B6D (XU5JA)	10.87 - 12.89	1580	B	85 kW	918	49
205 II (20A/C) 1.6	171 (XU5S)	08.90 - 07.92	1580	B	66 kW	918	49
205 II (20A/C) 1.6	B1A (XU51C)	10.87 - 09.98	1580	B	55 kW	918	49
205 II (20A/C) 1.6	B1E (XU51C)	10.87 - 09.98	1580	B	53 kW	918	49
205 II (20A/C) 1.6	BAZ (XU5CP)	10.87 - 09.98	1580	B	55 kW	918	49
205 II (20A/C) 1.7 Diesel	161A (XUD7)	07.87 - 09.98	1769	D	44 kW	916	41

			ccm		kw		1 POS
205 II (20A/C) 1.8 Diesel	161A (XUD7)	07.87 - 12.00	1769	D	44 kW	916	41
205 II (20A/C) 1.8 TD	A8B (XUD7TE)	01.90 - 09.98	1769	D	57 kW	916	43
205 II (20A/C) 1.8 XDT	XUD7T	08.90 - 05.97	1769	D	58 kW	916	43
205 II (20A/C) 1.9 Diesel	DJZ (XUD9A)	10.87 - 09.98	1905	D	47 kW	918	48
205 II (20A/C) 1.9 Diesel	XUD9	08.87 - 06.94	1905	D	51 kW	918	48
205 II (20A/C) 1.9 GTI Cat	DFZ (XU9J1)	10.87 - 09.97	1905	B	75 kW	918	49
205 II (20A/C) 1.9 GTI	D2A (XU92C)	10.87 - 05.89	1905	B	75 kW	918	49
205 II (20A/C) 1.9 GTI	D6B (XU9JA)	10.87 - 09.98	1905	B	94 kW	918	49
205 II (20A/C) 1.9 GTI	D6B (XU9JA)	08.90 - 08.96	1905	B	96 kW	918	49
205 II (20A/C) 1.9 GTI	DKZ (XU9JAZ)	10.87 - 10.94	1905	B	88 kW	918	49
205 II (20A/C) 1.9	DFZ (XU9J1)	08.92 - 05.97	1905	B	77 kW	918	49
205 II (20A/C) 1.9	DKZ (XU9JAZ)	08.90 - 05.97	1905	B	89 kW	918	49
205 Kasten/Schrägheck 1.0	TU9	08.90 - 04.95	954	B	33 kW	906	5
205 Kasten/Schrägheck 1.1	109N (XW7)	02.83 - 07.87	1124	B	36 kW	907	8
205 Kasten/Schrägheck 1.1	H1B (TU1)	08.87 - 07.90	1124	B	40 kW	908	10
205 Kasten/Schrägheck 1.1	HDZ (TU1M)	08.90 - 05.97	1124	B	44 kW	908	10
205 Kasten/Schrägheck 1.4	150G (XY7)	02.83 - 07.87	1360	B	44 kW	912	22
205 Kasten/Schrägheck 1.7 Diesel	161A (XUD7)	03.94 - 05.97	1769	D	44 kW	916	41
205 Kasten/Schrägheck 1.8 DT	XUD7T	08.90 - 12.94	1769	D	58 kW	916	43
205 Kasten/Schrägheck 1.8 D	A9A (XUD7)	02.83 - 07.90	1769	D	44 kW	916	41
205 Kasten/Schrägheck 1.9 D	DJY (XUD9A)	08.90 - 07.92	1905	D	47 kW	918	48
206 CC (2D) 1.6 16V (2DNFUF, 2DNFUR)	NFU (TU5JP4)	09.00 - 12.08	1587	B	80 kW	916	40
206 CC (2D) 1.6 HDi 110	9HZ (DV6TED4)	04.05 - 02.07	1560	D	80 kW	909	15
206 CC (2D) 1.6	NFU (TU5JP4)	09.01 - 12.08	1587	B	81 kW	916	40
206 CC (2D) 2.0 S16	RFN (EW10J4)	09.00 - 11.08	1997	B	100 kW	920	57
206 SW (2E/K) 1.1	HFX (TU1JP)	07.02 - 02.07	1124	B	44 kW	907	6
206 SW (2E/K) 1.4 16V	KFU (ET3J4)	10.03	1360	B	65 kW	910	18
206 SW (2E/K) 1.4 Flex	KFW (TU3JP)	01.06 - 07.08	1360	B/E	59 kW	911	19
206 SW (2E/K) 1.4 HDi	8HX (DV4TD)	07.02 - 02.07	1398	D	50 kW	909	13
206 SW (2E/K) 1.4 LPG	KFW (TU3JP)	07.02 - 02.07	1360	B/G	55 kW	911	19
206 SW (2E/K) 1.4	KFV (TU3A)	07.02 - 02.07	1360	B	55 kW	913	28
206 SW (2E/K) 1.4	KFW (TU3JP)	07.02 - 02.07	1360	B	55 kW	911	19
206 SW (2E/K) 1.6 16V	NFU (TU5JP4)	07.02	1587	B	80 kW	916	40
206 SW (2E/K) 1.6 Flex	NFU (TU5JP4)	05.05 - 07.08	1587	B/E	81 kW	916	40
206 SW (2E/K) 1.6 Flex	NFU (TU5JP4)	05.05 - 07.08	1587	B/E	83 kW	916	40
206 SW (2E/K) 1.6 HDi 110	9HZ (DV6TED4)	05.04	1560	D	80 kW	909	15
206 SW (2E/K) 1.6 LPG	NFU (TU5JP4)	07.02 - 02.07	1587	B/G	80 kW	916	40
206 SW (2E/K) 1.6	NFU (TU5JP4)	07.02 - 09.09	1587	B	81 kW	916	40
206 SW (2E/K) 2.0 16V	RFN (EW10J4)	07.02 - 02.07	1997	B	100 kW	920	57
206 SW (2E/K) 2.0 HDi	RHY (DW10TD)	07.02 - 02.07	1997	D	66 kW	921	61
206 Schrägheck (2A/C) 1.0	D4D	06.01 - 12.05	999	B	52 kW	906	1
206 Schrägheck (2A/C) 1.1 i	HFX (TU1JP)	09.98 - 02.07	1124	B	44 kW	907	6
206 Schrägheck (2A/C) 1.1 i	HFZ (TU1JP)	09.98 - 02.07	1124	B	44 kW	908	11
206 Schrägheck (2A/C) 1.1	HFY (TU1JP)	08.98 - 07.00	1124	B	40 kW	908	11
206 Schrägheck (2A/C) 1.4 16V	KFU (ET3J4)	10.03 - 02.08	1360	B	65 kW	910	18
206 Schrägheck (2A/C) 1.4 CNG	KFW (TU3A)	05.06 - 09.07	1360	B/G	55 kW	911	20
206 Schrägheck (2A/C) 1.4 Flex	KFV (TU3A)	01.06 - 11.09	1360	B/E	60 kW	913	28
206 Schrägheck (2A/C) 1.4 HDi eco 70	8HX (DV4TD)	09.01 - 04.09	1398	D	50 kW	909	13
206 Schrägheck (2A/C) 1.4 HDi eco 70	8HZ (DV4TD)	09.01 - 04.09	1398	D	50 kW	909	13
206 Schrägheck (2A/C) 1.4 HDi	8HX (DV4TD)	09.02 - 02.07	1398	D	51 kW	909	13
206 Schrägheck (2A/C) 1.4 LPG	KFV (TU3JP)	05.06 - 09.07	1360	B/G	55 kW	910	18
206 Schrägheck (2A/C) 1.4 i	KFW (TU3A)	09.98 - 12.12	1360	B	55 kW	911	20
206 Schrägheck (2A/C) 1.4 i	KFW (TU3JP)	09.98 - 12.12	1360	B	55 kW	911	19
206 Schrägheck (2A/C) 1.4 i	KFX (TU3JP)	09.98 - 12.12	1360	B	55 kW	911	19
206 Schrägheck (2A/C) 1.6 16V	NFU (TU5JP4)	07.00 - 04.09	1587	B	80 kW	916	40
206 Schrägheck (2A/C) 1.6 16V	NFU (TU5JP4)	06.01 - 04.09	1587	B	79 kW	916	40
206 Schrägheck (2A/C) 1.6 8V	NFZ (TU5JP)	05.99 - 10.03	1587	B	66 kW	916	40
206 Schrägheck (2A/C) 1.6 BiFuel	NFU (TU5JP4)	07.00 - 04.09	1587	B/G	80 kW	916	40
206 Schrägheck (2A/C) 1.6 Flex	NFU (TU5JP4)	05.05 - 07.08	1587	B/E	81 kW	916	40
206 Schrägheck (2A/C) 1.6 Flex	NFU (TU5JP4)	05.05 - 07.08	1587	B/E	83 kW	916	40
206 Schrägheck (2A/C) 1.6 HDi 110	9HY (DV6TED4)	05.04 - 02.07	1560	D	80 kW	909	15
206 Schrägheck (2A/C) 1.6 HDi 110	9HZ (DV6TED4)	05.04 - 02.07	1560	D	80 kW	909	15








206 Schrägheck (2A/C) 1.6 i	NFZ (TU5JP)	09.98 - 09.04	1587	B	65 kW	916	40
206 Schrägheck (2A/C) 1.6	NFU (TU5JP4)	08.99 - 09.09	1587	B	81 kW	916	40
206 Schrägheck (2A/C) 1.9 D	WJY (DW8B)	08.98 - 09.09	1868	D	51 kW	917	46
206 Schrägheck (2A/C) 1.9 D	WJZ (DW8)	08.98 - 09.09	1868	D	51 kW	917	46
206 Schrägheck (2A/C) 2.0 HDI 90	RHY (DW10TD)	12.99 - 09.09	1997	D	66 kW	921	61
206 Schrägheck (2A/C) 2.0 RC	RFK (EW10J4S)	10.02 - 12.07	1997	B	130 kW	920	57
206 Schrägheck (2A/C) 2.0 RC	RFK (EW10J4S)	07.03 - 02.07	1997	B	132 kW	920	57
206 Schrägheck (2A/C) 2.0 S16	RFN (EW10J4)	06.99 - 12.07	1997	B	100 kW	920	57
206 Schrägheck (2A/C) 2.0 S16	RFR (EW10J4)	04.99 - 10.00	1997	B	99 kW	920	57
206 Stufenheck 1.4 HDi eco 70	8HZ (DV4TD)	09.08	1398	D	50 kW	909	13
206 Stufenheck 1.4	KFV (TU3A)	03.07	1360	B	55 kW	913	28
206 Stufenheck 1.4	KFW (TU3JP)	03.07	1360	B	55 kW	911	19
206 Stufenheck 1.6 16V	NFU (TU5JP4)	03.07	1587	B	80 kW	916	40
206 Van 1.1	HFZ (TU1JP)	09.02 - 02.07	1124	B	44 kW	908	11
206 Van 1.4 HDi	8HX (DV4TD)	09.01 - 03.09	1398	D	50 kW	909	13
206 Van 1.4 HDi	8HZ (DV4TD)	09.01 - 03.09	1398	D	50 kW	909	13
206 Van 1.9 D	WJY (DW8B)	04.99 - 05.07	1868	D	51 kW	917	46
206 Van 1.9 D	WJZ (DW8)	04.99 - 05.07	1868	D	51 kW	917	46
206+ (2L_, 2M_) 1.1 LPG	HFX (TU1A)	04.09 - 06.13	1124	B/G	44 kW	908	10
206+ (2L_, 2M_) 1.1 LPG	HFX (TU1JP)	04.09 - 06.13	1124	B/G	44 kW	907	6
206+ (2L_, 2M_) 1.1	HFX (TU1A)	01.09 - 06.13	1124	B	44 kW	908	10
206+ (2L_, 2M_) 1.1	HFX (TU1JP)	01.09 - 06.13	1124	B	44 kW	907	6
206+ (2L_, 2M_) 1.1	TU1AE5	01.09 - 06.13	1124	B	44 kW	908	12
206+ (2L_, 2M_) 1.4 HDi eco 70	8HR (DV4C)	01.09 - 06.13	1398	D	50 kW	909	13
206+ (2L_, 2M_) 1.4 HDi eco 70	8HX (DV4TD)	01.09 - 06.13	1398	D	50 kW	909	13
206+ (2L_, 2M_) 1.4 HDi eco 70	8HZ (DV4TD)	01.09 - 06.13	1398	D	50 kW	909	13
206+ (2L_, 2M_) 1.4 i (2LKFWA, 2MKFWA)	KFV (TU3A)	01.09 - 08.13	1360	B	55 kW	913	28
206+ (2L_, 2M_) 1.4 i (2LKFWA, 2MKFWA)	KFW (TU3A)	01.09 - 08.13	1360	B	55 kW	911	20
206+ (2L_, 2M_) 1.4 i	KFT (TU3A)	09.10 - 06.13	1360	B	54 kW	913	27
207 (WA_, WC_) 1.4 16V	8FR (EP3)	10.09 - 12.12	1397	B	72 kW	914	33
207 (WA_, WC_) 1.4 16V	8FS (EP3)	06.07 - 10.13	1397	B	70 kW	914	33
207 (WA_, WC_) 1.4 16V	EP3	06.07 - 10.13	1397	B	70 kW	914	33
207 (WA_, WC_) 1.4 16V	KFU (ET3J4)	02.06 - 10.13	1360	B	65 kW	910	18
207 (WA_, WC_) 1.4 BiFuel	KFV (TU3A)	08.07 - 12.13	1360	B/G	54 kW	913	28
207 (WA_, WC_) 1.4 Bioflex	KFW (TU3JP)	08.08 - 12.14	1360	B/E	60 kW	911	19
207 (WA_, WC_) 1.4 HDi	8HR (DV4C)	02.06 - 12.15	1398	D	50 kW	909	13
207 (WA_, WC_) 1.4 HDi	8HZ (DV4TD)	02.06 - 12.15	1398	D	50 kW	909	13
207 (WA_, WC_) 1.4 HDi	8HZ (DV4TD)	02.11 - 12.15	1398	D	52 kW	909	13
207 (WA_, WC_) 1.4	KFT (TU3A)	04.06 - 10.13	1360	B	54 kW	913	27
207 (WA_, WC_) 1.4	KFV (TU3A)	08.08 - 12.15	1360	B	55 kW	913	28
207 (WA_, WC_) 1.4	KFV (TU3A)	02.06 - 10.13	1360	B	53 kW	913	28
207 (WA_, WC_) 1.4	KFV (TU3A)	04.06 - 10.13	1360	B	54 kW	913	28
207 (WA_, WC_) 1.4	KFW (TU3A)	08.08 - 12.15	1360	B	55 kW	911	20
207 (WA_, WC_) 1.6 16V RC	5FY (EP6DTS)	02.07 - 12.12	1598	B	128 kW	914	32
207 (WA_, WC_) 1.6 16V Turbo	5FR (EP6DT)	10.09 - 12.12	1598	B	115 kW	914	32
207 (WA_, WC_) 1.6 16V Turbo	5FX (EP6DT)	02.06 - 10.13	1598	B	110 kW	914	32
207 (WA_, WC_) 1.6 16V VTi	5FS (EP6C)	02.07 - 12.12	1598	B	88 kW	914	32
207 (WA_, WC_) 1.6 16V VTi	5FW (EP6)	02.07 - 12.12	1598	B	88 kW	914	32
207 (WA_, WC_) 1.6 16V VTi	EP6	02.07 - 12.12	1598	B	88 kW	914	34
207 (WA_, WC_) 1.6 16V VTi	EP6	09.08 - 12.12	1598	B	81 kW	914	34
207 (WA_, WC_) 1.6 16V	NFU (TU5JP4)	08.08 - 12.13	1587	B	79 kW	916	40
207 (WA_, WC_) 1.6 16V	NFU (TU5JP4)	02.06 - 10.13	1587	B	80 kW	916	40
207 (WA_, WC_) 1.6 Flex	N6A (TU5JP4)	08.08 - 12.13	1587	B/E	83 kW	916	40
207 (WA_, WC_) 1.6 HDi 110	9HD (DV6CTED)	08.09 - 12.12	1560	D	82 kW	909	15
207 (WA_, WC_) 1.6 HDi 110	9HR (DV6C)	08.09 - 12.12	1560	D	82 kW	909	15
207 (WA_, WC_) 1.6 HDi	9HP (DV6DTEd)	11.09 - 12.12	1560	D	68 kW	909	15
207 (WA_, WC_) 1.6 HDi	9HX (DV6ATED4)	02.06 - 10.13	1560	D	66 kW	909	15
207 (WA_, WC_) 1.6 HDi	9HY (DV6TED4)	02.06 - 10.13	1560	D	80 kW	909	15
207 (WA_, WC_) 1.6 HDi	9HZ (DV6TED4)	02.06 - 10.13	1560	D	80 kW	909	15
207 (WA_, WC_) 1.6	N6A (TU5JP4)	08.08 - 12.13	1587	B	81 kW	916	40
207 (WA_, WC_) 1.9 D	WJZ (DW8)	10.08 - 12.12	1868	D	51 kW	917	46
207 (WA_, WC_) 2.0 HDi	RHY (DW10TD)	10.08 - 12.12	1997	D	66 kW	921	61








			ccm		kw		1	POS
207 CC (WD_) 1.6 16V Turbo	5FR (EP6DT)	10.09 - 12.13	1598	B	115 kW	914	32	
207 CC (WD_) 1.6 16V Turbo	5FV (EP6CDT)	10.09 - 12.13	1598	B	115 kW	913	31	
207 CC (WD_) 1.6 16V Turbo	5FX (EP6DT)	02.07 - 12.12	1598	B	110 kW	914	32	
207 CC (WD_) 1.6 16V	5FS (EP6C)	02.07 - 10.13	1598	B	88 kW	914	32	
207 CC (WD_) 1.6 16V	5FW (EP6)	02.07 - 10.13	1598	B	88 kW	914	32	
207 CC (WD_) 1.6 16V	EP6	02.07 - 10.13	1598	B	88 kW	914	34	
207 CC (WD_) 1.6 HDi	9HD (DV6CTED)	08.09 - 10.13	1560	D	82 kW	909	15	
207 CC (WD_) 1.6 HDi	9HR (DV6C)	08.09 - 10.13	1560	D	82 kW	909	15	
207 CC (WD_) 1.6 HDi	9HZ (DV6TED4)	02.07 - 01.15	1560	D	80 kW	909	15	
207 Kasten/Schrägheck (WA_, WC_) 1.4 HDi	8HR (DV4C)	04.07	1398	D	50 kW	909	13	
207 Kasten/Schrägheck (WA_, WC_) 1.4 HDi	8HZ (DV4TD)	04.07	1398	D	50 kW	909	13	
207 Kasten/Schrägheck (WA_, WC_) 1.4	KFV (TU3A)	06.07 - 10.08	1360	B	54 kW	913	28	
207 Kasten/Schrägheck (WA_, WC_) 1.6 HDi	9HP (DV6DTEd)	11.09 - 03.13	1560	D	68 kW	909	15	
207 Kasten/Schrägheck (WA_, WC_) 1.6 HDi	9HX (DV6ATED4)	04.07 - 10.12	1560	D	66 kW	909	15	
207 Kasten/Schrägheck (WA_, WC_) 1.6 HDi	9HZ (DV6TED4)	04.06 - 12.12	1560	D	80 kW	909	15	
207 Kasten/Schrägheck (WA_, WC_) 1.6 VTi	5FW (EP6)	03.07 - 12.12	1598	B	88 kW	914	32	
207 SW (WK_) 1.4 16V	8FS (EP3)	06.07 - 10.13	1397	B	70 kW	914	33	
207 SW (WK_) 1.4 Flex	KFW (TU3JP)	08.08 - 01.13	1360	B/E	59 kW	911	19	
207 SW (WK_) 1.4 LPG	KFT (TU3A)	08.07 - 12.12	1360	B/G	54 kW	913	27	
207 SW (WK_) 1.4 LPG	KFV (TU3A)	08.07 - 12.12	1360	B/G	54 kW	913	28	
207 SW (WK_) 1.4 LPG	KFV (TU3JP)	08.07 - 12.12	1360	B/G	54 kW	910	18	
207 SW (WK_) 1.4	KFV (TU3A)	06.07 - 12.12	1360	B	54 kW	913	28	
207 SW (WK_) 1.6 16V RC	5FY (EP6DTS)	02.07 - 12.12	1598	B	128 kW	914	32	
207 SW (WK_) 1.6 16V Turbo	5FX (EP6DT)	02.07 - 12.12	1598	B	110 kW	914	32	
207 SW (WK_) 1.6 16V	5FS (EP6C)	06.07 - 10.13	1598	B	88 kW	914	32	
207 SW (WK_) 1.6 16V	5FW (EP6)	06.07 - 10.13	1598	B	88 kW	914	32	
207 SW (WK_) 1.6 16V	EP6	06.07 - 10.13	1598	B	88 kW	914	34	
207 SW (WK_) 1.6 Flex	N6A (TU5JP4)	08.08 - 12.13	1587	B/E	83 kW	916	40	
207 SW (WK_) 1.6 HDi	9HD (DV6CTED)	08.09 - 10.13	1560	D	82 kW	909	15	
207 SW (WK_) 1.6 HDi	9HP (DV6DTEd)	11.09 - 12.13	1560	D	68 kW	909	15	
207 SW (WK_) 1.6 HDi	9HR (DV6C)	08.09 - 10.13	1560	D	82 kW	909	15	
207 SW (WK_) 1.6 HDi	9HX (DV6ATED4)	06.07 - 12.12	1560	D	66 kW	909	15	
207 SW (WK_) 1.6 HDi	9HX (DV6ATED4)	06.07 - 12.12	1560	D	66 kW	909	15	
207 SW (WK_) 1.6 HDi	9HZ (DV6TED4)	06.07 - 12.12	1560	D	80 kW	909	15	
207 SW (WK_) 1.6	N6A (TU5JP4)	08.08 - 12.12	1587	B	81 kW	916	40	
207 SW (WK_) 1.6	NFU (TU5JP4)	08.08 - 12.12	1587	B	81 kW	916	40	
207 SW (WK_) 2.0 HDi	RHY (DW10TD)	10.08 - 12.12	1997	D	66 kW	921	61	
207 SW Kasten/Kombi (WK_) 1.6 HDi	9HX (DV6ATED4)	08.07 - 12.12	1560	D	66 kW	909	15	
207 SW Kasten/Kombi (WK_) 1.6 HDi	9HZ (DV6TED4)	08.07 - 12.12	1560	D	80 kW	909	15	
207 Stufenheck 1.4 Flex	KFW (TU3A)	11.08 - 12.14	1360	B/E	60 kW	911	20	
207 Stufenheck 1.4 Flex	KFW (TU3JP)	11.08 - 12.14	1360	B/E	60 kW	911	19	
207 Stufenheck 1.4	KFT (TU3A)	12.07 - 12.12	1360	B	54 kW	913	27	
207 Stufenheck 1.4	KFV (TU3A)	12.07 - 12.12	1360	B	54 kW	913	28	
207 Stufenheck 1.4	KFW (TU3A)	11.08 - 12.12	1360	B	55 kW	911	20	
207 Stufenheck 1.4	KFW (TU3JP)	11.08 - 12.12	1360	B	55 kW	911	19	
207 Stufenheck 1.6 16V	NFU (TU5JP4)	11.08 - 10.13	1587	B	80 kW	916	40	
207 Stufenheck 1.6 Bioflex	N6A (TU5JP4)	01.08 - 12.13	1587	B/E	83 kW	916	40	
207 Stufenheck 1.6	EP6	02.09 - 10.13	1598	B	81 kW	914	34	
207 Stufenheck 1.9 XSD	WJY (DW8B)	12.07 - 12.12	1868	D	51 kW	917	46	
207 Stufenheck 1.9 XSD	WJZ (DW8)	12.07 - 12.12	1868	D	51 kW	917	46	
207 Stufenheck 2.0 HDi	RHY (DW10TD)	12.07 - 12.12	1997	D	66 kW	921	61	
208 I (CA_, CC_) 1.2 Flex	HMZ (EB2F)	02.16 - 03.20	1199	B/E	66 kW	910	17	
208 I (CA_, CC_) 1.2 GPL	HMX (EB2)	06.15 - 12.19	1199	B/G	60 kW	912	24	
208 I (CA_, CC_) 1.2 GPL	HMZ (EB2F)	06.15 - 12.19	1199	B/G	60 kW	910	17	
208 I (CA_, CC_) 1.2 PureTech 82	HMR (EB2FA)	03.18 - 12.19	1199	B	61 kW	910	17	
208 I (CA_, CC_) 1.2 PureTech 82	HMZ (EB2F)	03.18 - 12.19	1199	B	61 kW	910	17	
208 I (CA_, CC_) 1.2 THP 110	HNP (EB2ADT)	01.13 - 12.19	1199	B	81 kW	910	17	
208 I (CA_, CC_) 1.2 THP 110	HNV (EB2DTM)	01.13 - 12.19	1199	B	81 kW	910	17	
208 I (CA_, CC_) 1.2 THP 110	HNZ (EB2DT)	01.13 - 12.19	1199	B	81 kW	910	17	
208 I (CA_, CC_) 1.2 VTi 82	HMZ (EB2)	03.12 - 12.19	1199	B	60 kW	912	25	
208 I (CA_, CC_) 1.2 VTi 82	HMZ (EB2F)	03.12 - 12.19	1199	B	60 kW	910	17	
208 I (CA_, CC_) 1.2 VTi 68 / PureTech 68	HMM (EB2FAD)	08.16 - 12.19	1199	B	50 kW	912	25	








208 I (CA_ CC_) 1.2 VTI 68 / PureTech 68	HMP (EB2FB)	08.16 - 12.19	1199	B	50 kW	910	17
208 I (CA_ CC_) 1.4 HDi	8HP (DV4C)	03.12 - 12.19	1398	D	50 kW	909	13
208 I (CA_ CC_) 1.4 HDi	8HR (DV4C)	03.12 - 12.19	1398	D	50 kW	909	13
208 I (CA_ CC_) 1.4 VTI	8FS (EP3)	03.12 - 12.19	1397	B	70 kW	914	33
208 I (CA_ CC_) 1.5 BlueHDi 100	YHY (DV5RD)	05.18 - 12.19	1499	D	75 kW	913	29
208 I (CA_ CC_) 1.6 BlueHDi 100	BHY (DV6FD)	01.15 - 12.19	1560	D	73 kW	910	16
208 I (CA_ CC_) 1.6 BlueHDi 120	BHZ (DV6FC)	01.15 - 12.19	1560	D	88 kW	910	16
208 I (CA_ CC_) 1.6 Flex	NFP (EC5)	07.13 - 10.17	1587	B/E	90 kW	915	39
208 I (CA_ CC_) 1.6 Flex	NFP (EC5)	10.17 - 03.20	1587	B/E	87 kW	915	39
208 I (CA_ CC_) 1.6 Flex	NFU (TU5JP4)	07.13 - 10.17	1587	B/E	90 kW	916	40
208 I (CA_ CC_) 1.6 GTi	5FU (EP6CDTX)	08.12 - 12.19	1598	B	147 kW	914	32
208 I (CA_ CC_) 1.6 HDi / BlueHDi 75	9HK (DV6ETEDM)	01.13 - 12.19	1560	D	55 kW	909	15
208 I (CA_ CC_) 1.6 HDi / BlueHDi 75	BHW (DV6FE)	01.13 - 12.19	1560	D	55 kW	909	15
208 I (CA_ CC_) 1.6 HDi	9HD (DV6C)	03.12 - 12.19	1560	D	84 kW	909	15
208 I (CA_ CC_) 1.6 HDi	9HD (DV6CTED)	03.12 - 12.19	1560	D	84 kW	909	15
208 I (CA_ CC_) 1.6 HDi	9HJ (DV6DTEDM)	03.12 - 12.19	1560	D	68 kW	909	15
208 I (CA_ CC_) 1.6 HDi	9HP (DV6DTEd)	03.12 - 12.19	1560	D	68 kW	909	15
208 I (CA_ CC_) 1.6 HDi	BHX (DV6FC)	01.15 - 12.19	1560	D	85 kW	910	16
208 I (CA_ CC_) 1.6 THP 165	5GZ (EP6FDT)	03.15 - 12.19	1598	B	121 kW	914	32
208 I (CA_ CC_) 1.6 e-HDi	9HR (DV6C)	07.15 - 12.19	1560	D	82 kW	909	15
208 I (CA_ CC_) 1.6	5FS (EP6C)	03.12 - 12.19	1598	B	88 kW	914	32
208 I (CA_ CC_) 1.6	5FV (EP6CDT)	03.12 - 12.19	1598	B	115 kW	913	31
208 II (UB_ UP_ UW_ UJ_) 1.2 PureTech 100	HNK (EB2ADT)	06.19	1199	B	74 kW	912	25
208 II (UB_ UP_ UW_ UJ_) 1.2 PureTech 130	HNS (EB2ADTS)	06.19	1199	B	96 kW	910	17
208 II (UB_ UP_ UW_ UJ_) 1.2 PureTech 130	HNY (EB2DTS)	06.19	1199	B	96 kW	910	17
208 II (UB_ UP_ UW_ UJ_) 1.2 PureTech 75	HMH (EB2FAD)	06.19	1199	B	55 kW	912	25
208 II (UB_ UP_ UW_ UJ_) 1.2 VTI 82	HMR (EB2FA)	06.19	1199	B	60 kW	910	17
208 II (UB_ UP_ UW_ UJ_) 1.5 BlueHDi 100	YHY (DV5RD)	06.19	1499	D	75 kW	913	29
208 II (UB_ UP_ UW_ UJ_) 1.5 BlueHDi 130	YHZ (DV5RC)	09.19	1499	D	96 kW	913	29
208 II (UB_ UP_ UW_ UJ_) 1.6 HDi 90 (UB9HPA)	9HP (DV6DTEd)	10.19	1560	D	68 kW	909	15
208 II (UB_ UP_ UW_ UJ_) 208 FlexFuel	NFP (EC5)	01.21	1587	B/E	87 kW	915	39
208 Kasten/Schrägheck (CR_) 1.2 VTI 68 / PureTech 68 (CRHMP6, CRHMM6)	HMM (EB2FAD)	06.15 - 12.19	1199	B	50 kW	912	25
208 Kasten/Schrägheck (CR_) 1.2 VTI 68 / PureTech 68 (CRHMP6, CRHMM6)	HMP (EB2FB)	06.15 - 12.19	1199	B	50 kW	910	17
208 Kasten/Schrägheck (CR_) 1.2 VTI 82 / PureTech 82 (CRHMZ6, CRHMRP)	HMR (EB2FA)	06.15 - 12.19	1199	B	60 kW	910	17
208 Kasten/Schrägheck (CR_) 1.2 VTI 82 / PureTech 82 (CRHMZ6, CRHMRP)	HMZ (EB2)	06.15 - 12.19	1199	B	60 kW	912	25
208 Kasten/Schrägheck (CR_) 1.2 VTI 82 / PureTech 82 (CRHMZ6, CRHMRP)	HMZ (EB2F)	06.15 - 12.19	1199	B	60 kW	910	17
208 Kasten/Schrägheck (CR_) 1.4 HDi 68 (CR8HR0)	8HR (DV4C)	02.13 - 12.19	1398	D	50 kW	909	13
208 Kasten/Schrägheck (CR_) 1.5 BlueHDi 100	YHY (DV5RD)	05.18 - 12.19	1499	D	75 kW	913	29
208 Kasten/Schrägheck (CR_) 1.6 Blue HDi 100	BHY (DV6FD)	06.15 - 12.19	1560	D	73 kW	910	16
208 Kasten/Schrägheck (CR_) 1.6 BlueHDi 75	BHW (DV6FE)	04.15 - 12.19	1560	D	55 kW	909	15
208 Kasten/Schrägheck (CR_) 1.6 HDi 92	9HP (DV6DTEd)	03.14 - 12.19	1560	D	68 kW	909	15
3008 Großraumlimousine (OU_) 1.2	HNY (EB2DTS)	01.15 - 08.16	1199	B	96 kW	910	17
3008 Großraumlimousine (OU_) 1.6 BlueHDi 120	BHZ (DV6FC)	05.14 - 08.16	1560	D	88 kW	910	16
3008 Großraumlimousine (OU_) 1.6 HDi 115 / BlueHDi 115	9HC (DV6C)	02.13 - 08.16	1560	D	85 kW	909	15
3008 Großraumlimousine (OU_) 1.6 HDi 115 / BlueHDi 115	9HD (DV6C)	02.13 - 08.16	1560	D	85 kW	909	15
3008 Großraumlimousine (OU_) 1.6 HDi 115 / BlueHDi 115	BHX (DV6FC)	02.13 - 08.16	1560	D	85 kW	910	16
3008 Großraumlimousine (OU_) 1.6 HDi	9HD (DV6CTED)	03.13 - 08.16	1560	D	84 kW	909	15
3008 Großraumlimousine (OU_) 1.6 HDi	9HR (DV6C)	12.09 - 08.16	1560	D	82 kW	909	15
3008 Großraumlimousine (OU_) 1.6 HDi	9HZ (DV6TED4)	06.09 - 08.16	1560	D	80 kW	909	15
3008 Großraumlimousine (OU_) 1.6 THP	5FE (EP6CDTMD)	06.09 - 08.16	1598	B	110 kW	913	31
3008 Großraumlimousine (OU_) 1.6 THP	5FV (EP6CDT)	06.09 - 08.16	1598	B	115 kW	913	31
3008 Großraumlimousine (OU_) 1.6 THP	5FX (EP6DT)	06.09 - 08.16	1598	B	110 kW	914	32
3008 Großraumlimousine (OU_) 1.6 Turbo	5GZ (EP6FDT)	05.14 - 12.17	1598	B	121 kW	914	32
3008 Großraumlimousine (OU_) 1.6 VTI	5FS (EP6C)	06.09 - 08.16	1598	B	88 kW	914	32
3008 Großraumlimousine (OU_) 1.6 VTI	5FW (EP6)	06.09 - 08.16	1598	B	88 kW	914	32
3008 Großraumlimousine (OU_) 1.6 VTI	EP6	06.09 - 08.16	1598	B	88 kW	914	34
3008 Großraumlimousine (OU_) 2.0 HDi 150 / BlueHDi 150	AHX (DW10FD)	06.09 - 08.16	1997	D	110 kW	921	61
3008 Großraumlimousine (OU_) 2.0 HDi 150 / BlueHDi 150	RHE (DW10CTED4)	06.09 - 08.16	1997	D	110 kW	921	61
3008 Großraumlimousine (OU_) 2.0 HDi Hybrid4 (OURHCA)	RHC (DW10CTED4)	02.11 - 08.16	1997	D	147 kW	921	61
3008 Großraumlimousine (OU_) 2.0 HDi	RHD (DW10CB)	09.11 - 08.16	1997	D	100 kW	921	61
3008 Großraumlimousine (OU_) 2.0 HDi	RHH (DW10CTED4)	06.09 - 08.16	1997	D	120 kW	921	61

			ccm		kw		1 POS
3008 SUV (MC_, MR_, MJ_, M4_) 1.2 THP/ PureTech 130 (MRHNSM, MRHNSU, MRHNSJ, MRHNYW,...	HNS (EB2ADTS)	05.16	1199	B	96 kW	910	17
3008 SUV (MC_, MR_, MJ_, M4_) 1.2 THP/ PureTech 130 (MRHNSM, MRHNSU, MRHNSJ, MRHNYW,...	HNY (EB2DTS)	05.16	1199	B	96 kW	910	17
3008 SUV (MC_, MR_, MJ_, M4_) 1.5 BlueHDI 130	YHZ (DV5RC)	02.18	1499	D	96 kW	913	29
3008 SUV (MC_, MR_, MJ_, M4_) 1.6 BlueHDI 100	BHY (DV6FD)	11.16	1560	D	73 kW	910	16
3008 SUV (MC_, MR_, MJ_, M4_) 1.6 BlueHDI 115 (MCBHXW, MCBHYB)	BHX (DV6FC)	11.16 - 12.19	1560	D	85 kW	910	16
3008 SUV (MC_, MR_, MJ_, M4_) 1.6 BlueHDI 120	BHZ (DV6FC)	05.16	1560	D	88 kW	910	16
3008 SUV (MC_, MR_, MJ_, M4_) 1.6 THP 165 (M45GYW, M45GZW, M45GYV)	5GZ (EP6FDT)	05.16	1598	B	121 kW	914	32
3008 SUV (MC_, MR_, MJ_, M4_) 2.0 BlueHDI 136	AHV (DW10FD)	11.16	1997	D	100 kW	921	61
3008 SUV (MC_, MR_, MJ_, M4_) 2.0 BlueHDI 150 (MJAHXH, MJAHXV, MJAHXG, MJAHSJ, MJAJRH,...	AHR (DW10FD)	05.16 - 09.20	1997	D	110 kW	921	61
3008 SUV (MC_, MR_, MJ_, M4_) 2.0 BlueHDI 150 (MJAHXH, MJAHXV, MJAHXG, MJAHSJ, MJAJRH,...	AHS (DW10FD)	05.16 - 09.20	1997	D	110 kW	921	61
3008 SUV (MC_, MR_, MJ_, M4_) 2.0 BlueHDI 150 (MJAHXH, MJAHXV, MJAHXG, MJAHSJ, MJAJRH,...	AHX (DW10FD)	05.16 - 09.20	1997	D	110 kW	921	61
3008 SUV (MC_, MR_, MJ_, M4_) 2.0 BlueHDI 180	AHW (DW10FC)	05.16	1997	D	133 kW	921	61
3008 SUV (MC_, MR_, MJ_, M4_) 2.0 BlueHDI 180	EHZ (DW10FC)	01.18	1997	D	130 kW	921	61
3008 Van (0U_) HDi (0URHHT)	RHH (DW10CTED4)	06.09 - 08.16	1997	D	120 kW	921	61
3008 Van (0U_) HDi 110 (0U9HZ8, 0U9HZT)	9HZ (DV6TED4)	06.09 - 08.16	1560	D	80 kW	909	15
3008 Van (0U_) HDi 150 (0URHEM)	RHE (DW10CTED4)	06.09 - 08.16	1997	D	110 kW	921	61
3008 Van (MR_, MC_, MJ_) BlueHDI 130 (MCYHZB)	YHZ (DV5RC)	02.18	1499	D	96 kW	913	29
3008 Van (MR_, MC_, MJ_) BlueHDI 180 (MJEHZR)	EHZ (DW10FC)	01.18	1997	D	130 kW	921	61
3008 Van (MR_, MC_, MJ_) PureTech 130 (MRHNYH)	HNY (EB2DTS)	05.16	1199	B	96 kW	910	17
301 1.2 PureTech 82	HMR (EB2FA)	02.18	1199	B	61 kW	910	17
301 1.2 VTI 72	HMY (EB2M)	11.12	1199	B	53 kW	910	17
301 1.2 VTI 82	HMZ (EB2F)	12.14	1199	B	60 kW	910	17
301 1.5 BlueHDI 100	YHY (DV5RD)	05.18	1499	D	75 kW	913	29
301 1.6 BlueHDI 100	BHY (DV6FD)	04.14	1560	D	73 kW	910	16
301 1.6 HDI 90	9HF (DV6DTEd)	11.12	1560	D	68 kW	909	15
301 1.6 HDI 90	9HJ (DV6DTEdM)	11.12	1560	D	68 kW	909	15
301 1.6 LPG	NFP (EC5)	07.14	1587	B/G	85 kW	915	39
301 1.6 VTI 115	NFP (EC5)	11.12 - 10.17	1587	B	85 kW	915	39
304 (_04M_) 1.3 (M02)	XL5S	08.72 - 09.75	1290	B	55 kW	915	36
304 (_04M_) 1.3 GL (M01)	XL5	09.72 - 10.79	1290	B	48 kW	915	36
304 (_04M_) 1.5 Diesel	149 (XID)	10.69 - 10.79	1548	D	36 kW	916	42
304 Break (_04D_) 1.1 (D11)	XK5	10.76 - 10.80	1127	B	43 kW	915	38
304 Break (_04D_) 1.3 (D01)	XL5	09.70 - 10.80	1290	B	48 kW	915	36
304 Break (_04D_) 1.3	XL5S	09.70 - 08.77	1290	B	55 kW	915	36
305 I (581A) 1.3	118 (XL5)	11.77 - 09.82	1290	B	44 kW	915	36
305 I (581A) 1.3	XL5	11.77 - 09.82	1290	B	48 kW	915	36
305 I (581A) 1.5 Diesel	149 (XID)	11.77 - 09.82	1548	D	36 kW	916	42
305 I (581A) 1.5	117 (XR5S)	05.80 - 09.82	1472	B	65 kW	915	36
305 I (581A) 1.5	142 (XR5)	11.79 - 09.82	1472	B	54 kW	915	36
305 I Break (581D) 1.3	118 (XL5)	08.80 - 09.82	1290	B	44 kW	915	36
305 I Break (581D) 1.3	XL5	10.77 - 09.82	1290	B	48 kW	915	36
305 I Break (581D) 1.5 Diesel	149 (XID)	08.80 - 09.82	1548	D	36 kW	916	42
305 I Break (581D) 1.5	142 (XR5)	08.80 - 09.82	1472	B	54 kW	915	36
305 II (581M) 1.1	XK5	11.82 - 12.88	1127	B	43 kW	915	38
305 II (581M) 1.3	118 (XL5)	10.82 - 08.85	1290	B	44 kW	915	36
305 II (581M) 1.5	142 (XR5)	10.82 - 08.85	1472	B	54 kW	915	36
305 II (581M) 1.5	142 (XR5A)	09.85 - 07.90	1472	B	50 kW	915	37
305 II (581M) 1.6	171 (XU5S)	07.84 - 08.87	1580	B	66 kW	918	49
305 II (581M) 1.6	171 (XU5S)	10.82 - 06.84	1580	B	71 kW	918	49
305 II (581M) 1.6	171 (XU5S)	10.82 - 06.88	1580	B	69 kW	918	49
305 II (581M) 1.6	B1A (XU51C)	10.82 - 07.88	1580	B	55 kW	918	49
305 II (581M) 1.6	B1A (XU51C)	11.82 - 12.88	1580	B	58 kW	918	49
305 II (581M) 1.6	BAZ (XU5CP)	11.86 - 12.88	1580	B	54 kW	918	49
305 II (581M) 1.8 D	161A (XUD7)	11.82 - 12.88	1769	D	44 kW	916	41
305 II (581M) 1.8	KF6	11.82 - 12.88	1796	B	59 kW	920	56
305 II (581M) 1.9 D	162 (XUD9)	10.82 - 07.88	1905	D	47 kW	918	48
305 II (581M) 1.9 D	162 (XUD9)	10.82 - 07.88	1905	D	48 kW	918	48
305 II (581M) 1.9 D	D9A (XUD9)	10.82 - 07.88	1905	D	47 kW	918	48
305 II (581M) 1.9	159 (XU9S)	10.82 - 08.85	1905	B	75 kW	918	49








							
305 II (581M) 1.9	DFZ (XU9J1)	11.86 - 12.88	1905	B	72 kW	918	49
305 II Break (581E) 1.3	118 (XL5)	10.82 - 08.86	1290	B	44 kW	915	36
305 II Break (581E) 1.5	142 (XR5)	10.82 - 12.88	1472	B	54 kW	915	36
305 II Break (581E) 1.5	142 (XR5A)	09.85 - 10.86	1472	B	50 kW	915	37
305 II Break (581E) 1.6	171 (XU5S)	09.83 - 06.84	1580	B	71 kW	918	49
305 II Break (581E) 1.6	171 (XU5S)	07.84 - 12.87	1580	B	66 kW	918	49
305 II Break (581E) 1.6	B1A (XU51C)	02.86 - 12.88	1580	B	55 kW	918	49
305 II Break (581E) 1.6	B1A (XU51C)	11.82 - 12.88	1580	B	58 kW	918	49
305 II Break (581E) 1.6	BAZ (XU5CP)	11.86 - 12.88	1580	B	54 kW	918	49
305 II Break (581E) 1.8 D	161A (XUD7)	11.82 - 12.88	1769	D	44 kW	916	41
305 II Break (581E) 1.9 Diesel	162 (XUD9)	10.82 - 12.88	1905	D	47 kW	918	48
305 II Break (581E) 1.9 Diesel	162 (XUD9)	10.82 - 12.88	1905	D	48 kW	918	48
305 II Break (581E) 1.9 Diesel	D9A (XUD9)	10.82 - 12.88	1905	D	47 kW	918	48
305 II Break (581E) 1.9	159 (XU9S)	09.84 - 10.87	1905	B	75 kW	918	49
305 II Break (581E) 1.9	DFZ (XU9J1)	11.86 - 12.88	1905	B	72 kW	918	49
305 Kasten/Kombi (581S) 1.5	142 (XR5)	11.82 - 12.88	1472	B	54 kW	915	36
305 Kasten/Kombi (581S) 1.6	B1A (XU51C)	11.82 - 12.88	1580	B	58 kW	918	49
305 Kasten/Kombi (581S) 1.9 D	D9A (XUD9)	11.82 - 12.88	1905	D	47 kW	918	48
306 (7B, N3, N5) 1.1	HDZ (TU1M)	06.94 - 05.01	1124	B	44 kW	908	10
306 (7B, N3, N5) 1.4 SL	KDX (TU3MC)	06.94 - 05.01	1360	B	55 kW	911	19
306 (7B, N3, N5) 1.4 SL	KFW (TU3JP)	06.94 - 05.01	1360	B	55 kW	911	19
306 (7B, N3, N5) 1.4 SL	KFX (TU3JP)	06.94 - 05.01	1360	B	55 kW	911	19
306 (7B, N3, N5) 1.4	K5A (TU3)	04.93 - 10.94	1360	B	48 kW	911	21
306 (7B, N3, N5) 1.6 SR	NFZ (TU5JP)	06.94 - 10.00	1587	B	65 kW	916	40
306 (7B, N3, N5) 1.6	NFT (TU5JP)	10.00 - 05.01	1587	B	72 kW	916	40
306 (7B, N3, N5) 1.6	NFZ (TU5JP)	09.96 - 05.01	1587	B	66 kW	916	40
306 (7B, N3, N5) 1.8 16V	LFY (XU7JP4)	03.97 - 10.03	1761	B	81 kW	919	52
306 (7B, N3, N5) 1.8 16V	LFY (XU7JP4)	10.99 - 10.03	1761	B	86 kW	919	52
306 (7B, N3, N5) 1.8 16V	LFY (XU7JP4)	02.96 - 07.01	1761	B	82 kW	919	52
306 (7B, N3, N5) 1.8 16V	LFY (XU7JP4)	07.97 - 08.99	1761	B	84 kW	919	52
306 (7B, N3, N5) 1.8 8V	LFZ (XU7JP)	01.98 - 09.99	1761	B	75 kW	919	52
306 (7B, N3, N5) 1.8 8V	LFZ (XU7JP)	01.94 - 08.99	1761	B	77 kW	919	52
306 (7B, N3, N5) 1.8 D	A9A (XUD7)	05.97 - 06.00	1769	D	44 kW	916	41
306 (7B, N3, N5) 1.8 ST	LFZ (XU7JP)	06.94 - 10.03	1761	B	74 kW	919	52
306 (7B, N3, N5) 1.8	LFY (XU7JP4)	09.97 - 12.02	1761	B	76 kW	919	52
306 (7B, N3, N5) 1.8	LFZ (XU7JP)	06.94 - 05.01	1761	B	74 kW	919	52
306 (7B, N3, N5) 1.9 D	D8A (XUD9TE)	02.94 - 10.02	1905	D	68 kW	918	50
306 (7B, N3, N5) 1.9 D	DHV (XUD9BSD)	03.98 - 05.01	1905	D	55 kW	918	50
306 (7B, N3, N5) 1.9 D	DHY (XUD9TE)	02.94 - 10.02	1905	D	68 kW	918	50
306 (7B, N3, N5) 1.9 D	WJY (DW8B)	09.98 - 05.01	1868	D	51 kW	917	46
306 (7B, N3, N5) 1.9 D	WJZ (DW8)	09.98 - 05.01	1868	D	51 kW	917	46
306 (7B, N3, N5) 1.9 D	WJZ (DW8)	01.99 - 08.03	1868	D	52 kW	917	46
306 (7B, N3, N5) 1.9 D	XUD9TE	02.94 - 10.02	1905	D	68 kW	918	50
306 (7B, N3, N5) 1.9 SLD	DJY (XUD9A)	06.94 - 05.01	1905	D	50 kW	918	48
306 (7B, N3, N5) 1.9 SLD	DJZ (XUD9A)	06.94 - 05.01	1905	D	47 kW	918	48
306 (7B, N3, N5) 1.9 SRDT	D8A (XUD9TE)	06.94 - 05.01	1905	D	66 kW	918	50
306 (7B, N3, N5) 1.9 SRDT	DHY (XUD9TE)	06.94 - 05.01	1905	D	66 kW	918	50
306 (7B, N3, N5) 1.9 STD	D9B (XUD9A)	02.94 - 10.95	1905	D	51 kW	918	48
306 (7B, N3, N5) 1.9 STD	XUD9	02.94 - 10.95	1905	D	51 kW	918	48
306 (7B, N3, N5) 2.0 HDI 90	RHY (DW10TD)	06.99 - 08.03	1997	D	66 kW	921	61
306 (7B, N3, N5) 2.0 S16	RFT (XU10J4)	06.94 - 05.01	1998	B	110 kW	922	66
306 (7B, N3, N5) 2.0 S16	RFY (XU10J4Z)	06.94 - 05.01	1998	B	112 kW	922	66
306 (7B, N3, N5) 2.0 ST	RFX (XU10J2)	07.94 - 05.01	1998	B	89 kW	922	66
306 (7B, N3, N5) 2.0	RFV (XU10J4R)	03.97 - 05.01	1998	B	97 kW	922	66
306 (7B, N3, N5) 2.0	RFV (XU10J4R)	05.97 - 06.00	1998	B	99 kW	922	66
306 (7B, N3, N5) 2.0	RFX (XU10J2)	11.95 - 06.97	1998	B	92 kW	922	66
306 Break (7E, N3, N5) 1.4	KFW (TU3JP)	03.97 - 04.02	1360	B	55 kW	911	19
306 Break (7E, N3, N5) 1.4	KFX (TU3JP)	03.97 - 04.02	1360	B	55 kW	911	19
306 Break (7E, N3, N5) 1.6	NFT (TU5JP)	10.00 - 04.02	1587	B	72 kW	916	40
306 Break (7E, N3, N5) 1.6	NFZ (TU5JP)	03.97 - 10.00	1587	B	65 kW	916	40
306 Break (7E, N3, N5) 1.8 16V	LFY (XU7JP4)	03.97 - 04.02	1761	B	81 kW	919	52
306 Break (7E, N3, N5) 1.8 16V	LFY (XU7JP4)	03.97 - 07.01	1761	B	82 kW	919	52

			ccm		kw		1 POS
306 Break (7E, N3, N5) 1.8 D	A9A (XUD7)	05.97 - 06.00	1769	D	44 kW	916	41
306 Break (7E, N3, N5) 1.8	LFZ (XU7JP)	03.97 - 04.02	1761	B	74 kW	919	52
306 Break (7E, N3, N5) 1.9 D	DHV (XUD9BSD)	03.98 - 04.02	1905	D	55 kW	918	50
306 Break (7E, N3, N5) 1.9 D	DJY (XUD9A)	03.97 - 04.02	1905	D	50 kW	918	48
306 Break (7E, N3, N5) 1.9 D	DJY (XUD9A)	05.97 - 05.99	1905	D	51 kW	918	48
306 Break (7E, N3, N5) 1.9 D	WJY (DW8B)	09.98 - 04.02	1868	D	51 kW	917	46
306 Break (7E, N3, N5) 1.9 D	WJZ (DW8)	09.98 - 04.02	1868	D	51 kW	917	46
306 Break (7E, N3, N5) 1.9 TD	D8A (XUD9TE)	02.97 - 04.02	1905	D	66 kW	918	50
306 Break (7E, N3, N5) 1.9 TD	DHY (XUD9TE)	02.97 - 04.02	1905	D	66 kW	918	50
306 Break (7E, N3, N5) 1.9 TD	DHY (XUD9TE)	01.99 - 04.02	1905	D	67 kW	918	50
306 Break (7E, N3, N5) 1.9 Td	DJY (XUD9A)	07.95 - 08.00	1905	D	52 kW	918	48
306 Break (7E, N3, N5) 2.0 16V	RFV (XU10J4R)	03.97 - 12.02	1998	B	99 kW	922	66
306 Break (7E, N3, N5) 2.0 HDI 90	RHY (DW10TD)	06.99 - 04.02	1997	D	66 kW	921	61
306 Break (7E, N3, N5) 2.0	RFV (XU10J4R)	03.97 - 04.02	1998	B	97 kW	922	66
306 Cabriolet (7D, N3, N5) 1.6	NFT (TU5JP)	10.00 - 04.02	1587	B	72 kW	916	40
306 Cabriolet (7D, N3, N5) 1.6	NFZ (TU5JP)	04.96 - 10.00	1587	B	65 kW	916	40
306 Cabriolet (7D, N3, N5) 1.8 16V	LFY (XU7JP4)	05.97 - 04.02	1761	B	81 kW	919	52
306 Cabriolet (7D, N3, N5) 1.8	L6A (XU7JP)	03.94 - 04.02	1761	B	74 kW	919	52
306 Cabriolet (7D, N3, N5) 1.8	LFZ (XU7JP)	03.94 - 04.02	1761	B	74 kW	919	52
306 Cabriolet (7D, N3, N5) 1.8	LFZ (XU7JP)	05.97 - 04.99	1761	B	74 kW	919	52
306 Cabriolet (7D, N3, N5) 1.8	LFZ (XU7JP)	01.94 - 06.97	1761	B	77 kW	919	52
306 Cabriolet (7D, N3, N5) 2.0 16V	RFV (XU10J4R)	03.97 - 04.02	1998	B	97 kW	922	66
306 Cabriolet (7D, N3, N5) 2.0 16V	RFV (XU10J4R)	03.97 - 04.02	1998	B	99 kW	922	66
306 Cabriolet (7D, N3, N5) 2.0	RFX (XU10J2)	03.94 - 04.02	1998	B	89 kW	922	66
306 Cabriolet (7D, N3, N5) 2.0	RFX (XU10J2)	02.95 - 11.97	1998	B	90 kW	922	66
306 Cabriolet (7D, N3, N5) 2.0	RFX (XU10J2)	01.94 - 06.97	1998	B	92 kW	922	66
306 Kasten/Kombi (N_, 7_) 1.4	KFW (TU3A)	03.96 - 07.01	1360	B	55 kW	911	20
306 Kasten/Kombi (N_, 7_) 1.4	KFW (TU3JP)	03.96 - 07.01	1360	B	55 kW	911	19
306 Kasten/Kombi (N_, 7_) 1.8 D	A9A (XUD7)	05.97 - 06.00	1769	D	44 kW	916	41
306 Kasten/Kombi (N_, 7_) 1.9 D	WJY (DW8B)	02.99 - 08.02	1868	D	51 kW	917	46
306 Kasten/Kombi (N_, 7_) 1.9 D	WJZ (DW8)	02.99 - 08.02	1868	D	51 kW	917	46
306 Kasten/Kombi (N_, 7_) 1.9 D	XUD9TE	02.94 - 04.99	1905	D	68 kW	918	50
306 Kasten/Kombi (N_, 7_) 1.9 D	XUD9	05.97 - 05.99	1905	D	50 kW	918	48
306 Kasten/Kombi (N_, 7_) 1.9 STD	XUD9	02.94 - 05.99	1905	D	51 kW	918	48
306 Kasten/Kombi (N_, 7_) 2.0 HDi	RHY (DW10TD)	08.98 - 06.00	1997	D	66 kW	921	61
306 Kasten/Schrägheck 1.1	HDY (TU1M)	07.93 - 12.94	1124	B	44 kW	908	10
306 Kasten/Schrägheck 1.4	KFX (TU3JP)	03.96 - 07.01	1360	B	55 kW	911	19
306 Kasten/Schrägheck 1.8 D	A9A (XUD7)	04.93 - 05.99	1769	D	44 kW	916	41
306 Kasten/Schrägheck 1.9 D	DJY (XUD9A)	05.97 - 05.99	1905	D	50 kW	918	48
306 Kasten/Schrägheck 1.9 D	WJY (DW8B)	02.99 - 08.01	1868	D	51 kW	917	46
306 Kasten/Schrägheck 1.9 D	WJZ (DW8)	02.99 - 08.01	1868	D	51 kW	917	46
306 Kasten/Schrägheck 1.9 STD	D9B (XUD9A)	02.94 - 10.95	1905	D	51 kW	918	48
306 Kasten/Schrägheck 1.9 STD	DJY (XUD9A)	02.94 - 10.95	1905	D	51 kW	918	48
306 Schrägheck (7A, 7C, N3, N5) 1.1	HDZ (TU1M)	05.93 - 05.01	1124	B	44 kW	908	10
306 Schrägheck (7A, 7C, N3, N5) 1.4	KDX (TU3MC)	04.93 - 08.01	1360	B	55 kW	911	19
306 Schrägheck (7A, 7C, N3, N5) 1.4	KFW (TU3JP)	04.93 - 08.01	1360	B	55 kW	911	19
306 Schrägheck (7A, 7C, N3, N5) 1.4	KFX (TU3JP)	04.93 - 08.01	1360	B	55 kW	911	19
306 Schrägheck (7A, 7C, N3, N5) 1.6	NFT (TU5JP)	10.00 - 05.01	1587	B	72 kW	916	40
306 Schrägheck (7A, 7C, N3, N5) 1.6	NFZ (TU5JP)	05.93 - 10.00	1587	B	65 kW	916	40
306 Schrägheck (7A, 7C, N3, N5) 1.6	NFZ (TU5JP)	01.93 - 05.01	1587	B	66 kW	916	40
306 Schrägheck (7A, 7C, N3, N5) 1.8 16V	LFY (XU7JP4)	03.97 - 10.03	1761	B	81 kW	919	52
306 Schrägheck (7A, 7C, N3, N5) 1.8 16V	LFY (XU7JP4)	10.99 - 10.03	1761	B	86 kW	919	52
306 Schrägheck (7A, 7C, N3, N5) 1.8 16V	LFY (XU7JP4)	03.97 - 10.03	1761	B	82 kW	919	52
306 Schrägheck (7A, 7C, N3, N5) 1.8 16V	LFY (XU7JP4)	07.97 - 10.00	1761	B	84 kW	919	52
306 Schrägheck (7A, 7C, N3, N5) 1.8 8V	LFZ (XU7JP)	02.93 - 09.99	1761	B	75 kW	919	52
306 Schrägheck (7A, 7C, N3, N5) 1.8 D	A9A (XUD7)	05.93 - 05.01	1769	D	43 kW	916	41
306 Schrägheck (7A, 7C, N3, N5) 1.8 D	A9A (XUD7)	04.93 - 05.99	1769	D	44 kW	916	41
306 Schrägheck (7A, 7C, N3, N5) 1.8	LFZ (XU7JP)	05.93 - 10.03	1761	B	74 kW	919	52
306 Schrägheck (7A, 7C, N3, N5) 1.8	LFZ (XU7JP)	01.93 - 08.99	1761	B	77 kW	919	52
306 Schrägheck (7A, 7C, N3, N5) 1.9 DT	D8A (XUD9TE)	05.93 - 05.01	1905	D	66 kW	918	50
306 Schrägheck (7A, 7C, N3, N5) 1.9 DT	DHY (XUD9TE)	05.93 - 05.01	1905	D	66 kW	918	50
306 Schrägheck (7A, 7C, N3, N5) 1.9 D	D8A (XUD9TE)	01.93 - 10.02	1905	D	68 kW	918	50








306 Schrägheck (7A, 7C, N3, N5) 1.9 D	D9B (XUD9A)	04.93 - 05.99	1905	D	51 kW	918	48
306 Schrägheck (7A, 7C, N3, N5) 1.9 D	DHV (XUD9BSD)	03.98 - 05.01	1905	D	55 kW	918	50
306 Schrägheck (7A, 7C, N3, N5) 1.9 D	DHY (XUD9TE)	01.93 - 10.02	1905	D	68 kW	918	50
306 Schrägheck (7A, 7C, N3, N5) 1.9 D	DJY (XUD9A)	06.94 - 05.01	1905	D	50 kW	918	48
306 Schrägheck (7A, 7C, N3, N5) 1.9 D	DJY (XUD9A)	04.93 - 05.99	1905	D	51 kW	918	48
306 Schrägheck (7A, 7C, N3, N5) 1.9 D	DJZ (XUD9A)	05.93 - 05.01	1905	D	47 kW	918	48
306 Schrägheck (7A, 7C, N3, N5) 1.9 D	WJY (DW8B)	09.98 - 05.01	1868	D	51 kW	917	46
306 Schrägheck (7A, 7C, N3, N5) 1.9 D	WJZ (DW8)	09.98 - 05.01	1868	D	51 kW	917	46
306 Schrägheck (7A, 7C, N3, N5) 1.9 D	WJZ (DW8)	01.99 - 08.03	1868	D	52 kW	917	46
306 Schrägheck (7A, 7C, N3, N5) 1.9 D	XUD9TE	01.93 - 10.02	1905	D	68 kW	918	50
306 Schrägheck (7A, 7C, N3, N5) 1.9 D	XUD9	04.93 - 05.99	1905	D	51 kW	918	48
306 Schrägheck (7A, 7C, N3, N5) 1.9 Td	DJY (XUD9A)	07.95 - 08.00	1905	D	52 kW	918	48
306 Schrägheck (7A, 7C, N3, N5) 2.0 16V	RFV (XU10J4R)	03.97 - 05.01	1998	B	97 kW	922	66
306 Schrägheck (7A, 7C, N3, N5) 2.0 16V	RFV (XU10J4R)	03.97 - 06.00	1998	B	99 kW	922	66
306 Schrägheck (7A, 7C, N3, N5) 2.0 16V	RFV (XU10J4R)	07.97 - 12.01	1998	B	100 kW	922	66
306 Schrägheck (7A, 7C, N3, N5) 2.0 HDi 90	RHY (DW10TD)	07.97 - 08.03	1997	D	66 kW	921	61
306 Schrägheck (7A, 7C, N3, N5) 2.0 S16	RFS (XU10J4RS)	06.96 - 05.01	1998	B	120 kW	922	66
306 Schrägheck (7A, 7C, N3, N5) 2.0 S16	RFT (XU10J4)	08.93 - 05.01	1998	B	110 kW	922	66
306 Schrägheck (7A, 7C, N3, N5) 2.0 S16	RFT (XU10J4)	07.94 - 08.96	1998	B	111 kW	922	66
306 Schrägheck (7A, 7C, N3, N5) 2.0 S16	RFT (XU10J4)	05.94 - 12.95	1998	B	114 kW	922	66
306 Schrägheck (7A, 7C, N3, N5) 2.0 S16	RFY (XU10J4Z)	05.93 - 05.01	1998	B	112 kW	922	66
306 Schrägheck (7A, 7C, N3, N5) 2.0 S16	RFY (XU10J4Z)	08.93 - 05.01	1998	B	110 kW	922	66
306 Schrägheck (7A, 7C, N3, N5) 2.0 S16	RFY (XU10J4Z)	07.94 - 08.96	1998	B	111 kW	922	66
306 Schrägheck (7A, 7C, N3, N5) 2.0 XSi	RFX (XU10J2)	05.93 - 05.01	1998	B	89 kW	922	66
306 Schrägheck (7A, 7C, N3, N5) 2.0	RFS (XU10J4RS)	01.97 - 05.00	1998	B	123 kW	922	66
306 Schrägheck (7A, 7C, N3, N5) 2.0	RFS (XU10J4RS)	07.97 - 10.00	1998	B	124 kW	922	66
306 Schrägheck (7A, 7C, N3, N5) 2.0	RFX (XU10J2)	01.94 - 12.99	1998	B	92 kW	922	66
307 (3A/C) 1.4 16V	KFU (ET3J4)	11.03 - 07.07	1360	B	65 kW	910	18
307 (3A/C) 1.4 HDi	8HX (DV4TD)	10.01 - 06.05	1398	D	50 kW	909	13
307 (3A/C) 1.4 HDi	8HZ (DV4TD)	10.01 - 06.05	1398	D	50 kW	909	13
307 (3A/C) 1.4	KFW (TU3JP)	08.00 - 09.03	1360	B	55 kW	911	19
307 (3A/C) 1.6 16V	NFU (TU5JP4)	08.00 - 09.09	1587	B	80 kW	916	40
307 (3A/C) 1.6 BioFlex	NFU (TU5JP4)	09.07 - 04.09	1587	B/E	80 kW	916	40
307 (3A/C) 1.6 Flex	N6A (TU5JP4)	07.06 - 12.12	1587	B/E	83 kW	916	40
307 (3A/C) 1.6 HDi 110	9HY (DV6TED4)	02.04 - 09.09	1560	D	80 kW	909	15
307 (3A/C) 1.6 HDi 110	9HZ (DV6TED4)	02.04 - 09.09	1560	D	80 kW	909	15
307 (3A/C) 1.6 HDi	9HX (DV6ATED4)	04.05 - 03.09	1560	D	66 kW	909	15
307 (3A/C) 1.6 HDi	9HX (DV6AUTED4)	04.05 - 03.09	1560	D	66 kW	909	15
307 (3A/C) 1.6	NFU (TU5JP4)	01.01 - 04.12	1587	B	81 kW	916	40
307 (3A/C) 2.0 16V	RFJ (EW10A)	01.01 - 12.09	1997	B	103 kW	920	57
307 (3A/C) 2.0 16V	RFK (EW10J4S)	06.05 - 09.09	1997	B	130 kW	920	57
307 (3A/C) 2.0 16V	RFN (EW10J4)	08.00 - 09.09	1997	B	100 kW	920	57
307 (3A/C) 2.0 16V	RFN (EW10J4)	01.01 - 12.09	1997	B	103 kW	920	57
307 (3A/C) 2.0 HDi 110	RHS (DW10ATED)	08.00 - 03.12	1997	D	79 kW	921	61
307 (3A/C) 2.0 HDi 135	RHR (DW10BTED4)	10.03 - 09.09	1997	D	100 kW	921	61
307 (3A/C) 2.0 HDi 90	RHY (DW10TD)	08.00 - 03.07	1997	D	66 kW	921	61
307 (3A/C) 2.0	RFJ (EW10A)	02.01 - 12.12	1997	B	105 kW	920	57
307 (3A/C) 2.0	RFN (EW10J4)	02.01 - 12.12	1997	B	105 kW	920	57
307 Break (3E) 1.4 16V	KFU (ET3J4)	11.03 - 07.07	1360	B	65 kW	910	18
307 Break (3E) 1.4 HDi	8HZ (DV4TD)	03.02 - 06.05	1398	D	50 kW	909	13
307 Break (3E) 1.4	KFW (TU3JP)	04.02 - 09.03	1360	B	55 kW	911	19
307 Break (3E) 1.6 16V	NFU (TU5JP4)	03.02 - 04.08	1587	B	80 kW	916	40
307 Break (3E) 1.6 BioFlex	NFU (TU5JP4)	09.07 - 04.08	1587	B/E	80 kW	916	40
307 Break (3E) 1.6 HDi 110	9HY (DV6TED4)	02.04 - 09.09	1560	D	80 kW	909	15
307 Break (3E) 1.6 HDi 110	9HZ (DV6TED4)	02.04 - 09.09	1560	D	80 kW	909	15
307 Break (3E) 1.6 HDi	9HX (DV6ATED4)	04.05 - 04.08	1560	D	66 kW	909	15
307 Break (3E) 1.6 HDi	9HX (DV6AUTED4)	04.05 - 04.08	1560	D	66 kW	909	15
307 Break (3E) 2.0 16V	RFJ (EW10A)	03.05 - 09.09	1997	B	103 kW	920	57
307 Break (3E) 2.0 16V	RFK (EW10J4S)	06.05 - 04.08	1997	B	130 kW	920	57
307 Break (3E) 2.0 HDi 110	RHS (DW10ATED)	03.02 - 12.09	1997	D	79 kW	921	61
307 Break (3E) 2.0 HDi 90	RHY (DW10TD)	03.02 - 09.09	1997	D	66 kW	921	61
307 Break (3E) 2.0 HDi 135	RHR (DW10BTED4)	02.04 - 09.09	1997	D	100 kW	921	61








			ccm		kw		1	POS
307 Break (3E) 2.0	RFN (EW10J4)	03.02 - 09.09	1997	B	100 kW	920	57	
307 CC (3B) 1.6 16V	NFU (TU5JP4)	03.03 - 04.09	1587	B	80 kW	916	40	
307 CC (3B) 2.0 16V	RFJ (EW10A)	12.04 - 04.09	1997	B	103 kW	920	57	
307 CC (3B) 2.0 16V	RFJ (EW10A)	03.03 - 06.09	1997	B	105 kW	920	57	
307 CC (3B) 2.0 16V	RFK (EW10J4S)	10.03 - 04.09	1997	B	130 kW	920	57	
307 CC (3B) 2.0 16V	RFK (EW10J4S)	04.05 - 06.09	1997	B	132 kW	920	57	
307 CC (3B) 2.0 16V	RFN (EW10J4)	10.03 - 04.09	1997	B	100 kW	920	57	
307 CC (3B) 2.0 HDi 135	RHR (DW10BTED4)	06.05 - 04.09	1997	D	100 kW	921	61	
307 SW (3H) 1.4 16V	KFU (ET3J4)	11.03 - 07.07	1360	B	65 kW	910	18	
307 SW (3H) 1.4	KFW (TU3JP)	04.02 - 01.04	1360	B	55 kW	911	19	
307 SW (3H) 1.6 16V	NFU (TU5JP4)	03.02 - 04.08	1587	B	80 kW	916	40	
307 SW (3H) 1.6 BioFlex	NFU (TU5JP4)	09.07 - 04.08	1587	B/E	80 kW	916	40	
307 SW (3H) 1.6 HDi 110	9HY (DV6TED4)	11.03 - 10.09	1560	D	80 kW	909	15	
307 SW (3H) 1.6 HDi 110	9HZ (DV6TED4)	11.03 - 10.09	1560	D	80 kW	909	15	
307 SW (3H) 1.6 HDi 90	9HX (DV6ATED4)	04.05 - 04.08	1560	D	66 kW	909	15	
307 SW (3H) 1.6 HDi 90	9HX (DV6AUTED4)	04.05 - 04.08	1560	D	66 kW	909	15	
307 SW (3H) 2.0 16V	RFJ (EW10A)	03.02 - 09.09	1997	B	103 kW	920	57	
307 SW (3H) 2.0 16V	RFJ (EW10A)	10.05 - 12.09	1997	B	105 kW	920	57	
307 SW (3H) 2.0 16V	RFN (EW10J4)	03.02 - 09.09	1997	B	100 kW	920	57	
307 SW (3H) 2.0 16V	RFN (EW10J4)	03.02 - 09.09	1997	B	103 kW	920	57	
307 SW (3H) 2.0 HDi 110	RHS (DW10ATED)	03.02 - 12.09	1997	D	79 kW	921	61	
307 SW (3H) 2.0 HDi 90	RHY (DW10TD)	03.02 - 09.09	1997	D	66 kW	921	61	
307 SW (3H) 2.0 HDi 135	RHR (DW10BTED4)	02.04 - 12.09	1997	D	100 kW	921	61	
307 SW Kasten/Kombi (3E_, 3H_) 1.4 HDi	8HZ (DV4TD)	04.02 - 06.05	1398	D	51 kW	909	13	
307 SW Kasten/Kombi (3E_, 3H_) 1.6 HDi	9HX (DV6ATED4)	04.06 - 10.08	1560	D	66 kW	909	15	
307 SW Kasten/Kombi (3E_, 3H_) 2.0 HDi	RHR (DW10BTED4)	04.04 - 11.07	1997	D	100 kW	921	61	
307 SW Kasten/Kombi (3E_, 3H_) 2.0 HDi	RHY (DW10TD)	04.03 - 04.08	1997	D	66 kW	921	61	
307 SW Kasten/Kombi (3E_, 3H_) 2.0 HDi	RHZ (DW10ATED)	01.03 - 12.09	1997	D	79 kW	921	61	
307 Stufenheck 1.6 Flex	NFU (TU5JP4)	08.06 - 12.12	1587	B/E	83 kW	916	40	
307 Stufenheck 1.6	NFU (TU5JP4)	01.01 - 12.12	1587	B	81 kW	916	40	
307 Stufenheck 2.0 Flex	RFJ (EW10A)	08.08 - 04.09	1997	B/E	105 kW	920	57	
307 Stufenheck 2.0 Flex	RFN (EW10J4)	08.08 - 04.09	1997	B/E	105 kW	920	57	
307 Stufenheck 2.0 HDi	RHY (DW10TD)	09.06 - 10.10	1997	D	66 kW	921	61	
307 Stufenheck 2.0 HDi	RHZ (DW10ATED)	03.04 - 03.12	1997	D	80 kW	921	61	
307 Stufenheck 2.0	RFJ (EW10A)	03.04 - 12.12	1997	B	105 kW	920	57	
307 Stufenheck 2.0	RFN (EW10J4)	03.04 - 12.12	1997	B	105 kW	920	57	
308 CC (4B_) 1.6 16V	5FT (EP6DT)	06.09 - 12.14	1598	B	103 kW	914	32	
308 CC (4B_) 1.6 16V	5FV (EP6CDT)	06.09 - 12.14	1598	B	115 kW	913	31	
308 CC (4B_) 1.6 16V	5FX (EP6DT)	06.09 - 12.14	1598	B	110 kW	914	32	
308 CC (4B_) 1.6 16V	EP6	06.09 - 12.14	1598	B	88 kW	914	34	
308 CC (4B_) 1.6 HDi	9HD (DV6C)	03.13 - 12.14	1560	D	84 kW	909	15	
308 CC (4B_) 1.6 HDi	9HR (DV6C)	06.09 - 12.14	1560	D	82 kW	909	15	
308 CC (4B_) 1.6 HDi	9HZ (DV6TED4)	03.13 - 12.14	1560	D	84 kW	909	15	
308 CC (4B_) 1.6 HDi	9HZ (DV6TED4)	02.09 - 05.12	1560	D	82 kW	909	15	
308 CC (4B_) 1.6 THP	EP6CDTX	10.10 - 12.14	1598	B	147 kW	914	32	
308 CC (4B_) 2.0 CVVT	RFJ (EW10A)	07.09 - 12.14	1997	B	103 kW	920	57	
308 CC (4B_) 2.0 HDi	RHF (DW10BTED4)	04.09 - 12.12	1997	D	103 kW	921	61	
308 CC (4B_) 2.0 HDi	RHH (DW10CTED4)	06.09 - 12.14	1997	D	120 kW	921	61	
308 CC (4B_) 2.0 HDi	RHR (DW10BTED4)	04.09 - 12.14	1997	D	100 kW	921	61	
308 I (4A_, 4C_) 1.4 16V	8FR (EP3)	12.09 - 10.14	1397	B	72 kW	914	33	
308 I (4A_, 4C_) 1.4 16V	8FS (EP3)	09.07 - 10.14	1397	B	70 kW	914	33	
308 I (4A_, 4C_) 1.4 16V	EP3	09.07 - 10.14	1397	B	70 kW	914	33	
308 I (4A_, 4C_) 1.6 16V	5FS (EP6C)	09.07 - 10.14	1598	B	88 kW	914	32	
308 I (4A_, 4C_) 1.6 16V	5FT (EP6DT)	09.07 - 10.14	1598	B	103 kW	914	32	
308 I (4A_, 4C_) 1.6 16V	5FW (EP6)	09.07 - 10.14	1598	B	88 kW	914	32	
308 I (4A_, 4C_) 1.6 16V	5FX (EP6DT)	09.07 - 10.14	1598	B	110 kW	914	32	
308 I (4A_, 4C_) 1.6 16V	5FY (EP6DTS)	03.08 - 10.14	1598	B	128 kW	914	32	
308 I (4A_, 4C_) 1.6 BioFlex	NFP (EC5)	02.12 - 12.16	1587	B/E	90 kW	915	39	
308 I (4A_, 4C_) 1.6 BioFlex	NFU (TU5JP4)	04.08 - 10.14	1587	B/E	80 kW	916	40	
308 I (4A_, 4C_) 1.6 BioFlex	NFU (TU5JP4)	02.12 - 12.16	1587	B/E	90 kW	916	40	
308 I (4A_, 4C_) 1.6 GTi	EP6CDTX	07.10 - 10.14	1598	B	147 kW	914	32	
308 I (4A_, 4C_) 1.6 HDi	9HD (DV6C)	12.11 - 12.15	1560	D	84 kW	909	15	








308 I (4A_, 4C_) 1.6 HDi	9HJ (DV6DTE DM)	11.09 - 10.14	1560	D	68 kW	909	15
308 I (4A_, 4C_) 1.6 HDi	9HP (DV6DTE D)	11.09 - 10.14	1560	D	68 kW	909	15
308 I (4A_, 4C_) 1.6 HDi	9HR (DV6C)	12.09 - 10.14	1560	D	82 kW	909	15
308 I (4A_, 4C_) 1.6 HDi	9HX (DV6ATED4)	09.07 - 10.14	1560	D	66 kW	909	15
308 I (4A_, 4C_) 1.6 HDi	9HY (DV6TED4)	09.07 - 10.14	1560	D	80 kW	909	15
308 I (4A_, 4C_) 1.6 HDi	9HZ (DV6TED4)	09.07 - 10.14	1560	D	80 kW	909	15
308 I (4A_, 4C_) 1.6 THP 16V	5FV (EP6CDT)	10.09 - 10.14	1598	B	115 kW	913	31
308 I (4A_, 4C_) 1.6	NFP (EC5)	12.11 - 12.15	1587	B	85 kW	915	39
308 I (4A_, 4C_) 2.0 Bioflex	RFJ (EW10A)	02.12 - 12.16	1997	B/E	111 kW	920	57
308 I (4A_, 4C_) 2.0 Bioflex	RFJ (EW10A)	01.08 - 12.12	1997	B/E	103 kW	920	57
308 I (4A_, 4C_) 2.0 HDi	RHE (DW10CTED4)	10.11 - 10.14	1997	D	110 kW	921	61
308 I (4A_, 4C_) 2.0 HDi	RHH (DW10CTED4)	04.12 - 10.14	1997	D	120 kW	921	61
308 I (4A_, 4C_) 2.0 HDi	RHR (DW10BTED4)	09.07 - 10.14	1997	D	100 kW	921	61
308 I (4A_, 4C_) 2.0 HDi	RHR (DW10BTED4)	07.10 - 12.12	1997	D	103 kW	921	61
308 I (4A_, 4C_) 2.0 HDi	RHR (DW10CB)	09.07 - 10.14	1997	D	100 kW	921	61
308 I (4A_, 4C_) 2.0	RFJ (EW10A)	02.09 - 12.14	1997	B	105 kW	920	57
308 II (LB_, LP_, LW_, LH_, L3_) 1.2 THP 110	HNP (EB2ADT)	11.13 - 06.21	1199	B	81 kW	910	17
308 II (LB_, LP_, LW_, LH_, L3_) 1.2 THP 110	HNW (EB2DTM)	11.13 - 06.21	1199	B	81 kW	910	17
308 II (LB_, LP_, LW_, LH_, L3_) 1.2 THP 110	HNZ (EB2DT)	11.13 - 06.21	1199	B	81 kW	910	17
308 II (LB_, LP_, LW_, LH_, L3_) 1.2 THP 130	HNS (EB2ADTS)	11.13 - 06.21	1199	B	96 kW	910	17
308 II (LB_, LP_, LW_, LH_, L3_) 1.2 THP 130	HNY (EB2DTS)	11.13 - 06.21	1199	B	96 kW	910	17
308 II (LB_, LP_, LW_, LH_, L3_) 1.2 VTi 72	HMZ (EB2F)	09.13 - 06.21	1199	B	60 kW	910	17
308 II (LB_, LP_, LW_, LH_, L3_) 1.5 BlueHDi 100	YHY (DV5RD)	05.18 - 06.21	1499	D	75 kW	913	29
308 II (LB_, LP_, LW_, LH_, L3_) 1.5 BlueHDi 130	YHZ (DV5RC)	06.17 - 06.21	1499	D	96 kW	913	29
308 II (LB_, LP_, LW_, LH_, L3_) 1.6 BlueHDi 120	BHZ (DV6FC)	11.13 - 06.21	1560	D	88 kW	910	16
308 II (LB_, LP_, LW_, LH_, L3_) 1.6 GTi (L35GNH)	5GN (EP6FDTR)	06.15 - 06.21	1598	B	200 kW	914	32
308 II (LB_, LP_, LW_, LH_, L3_) 1.6 HDi / BlueHDi 115	9HC (DV6C)	09.13 - 06.21	1560	D	85 kW	909	15
308 II (LB_, LP_, LW_, LH_, L3_) 1.6 HDi / BlueHDi 115	BHX (DV6FC)	09.13 - 06.21	1560	D	85 kW	910	16
308 II (LB_, LP_, LW_, LH_, L3_) 1.6 HDi / BlueHDi 115	BHZ (DV6FC)	09.13 - 06.21	1560	D	85 kW	910	16
308 II (LB_, LP_, LW_, LH_, L3_) 1.6 HDi 100	BHY (DV6FD)	04.14 - 06.21	1560	D	73 kW	910	16
308 II (LB_, LP_, LW_, LH_, L3_) 1.6 HDi	9HP (DV6DTE D)	09.13 - 06.21	1560	D	68 kW	909	15
308 II (LB_, LP_, LW_, LH_, L3_) 1.6 THP	5FV (EP6CDT)	09.13 - 06.21	1598	B	115 kW	913	31
308 II (LB_, LP_, LW_, LH_, L3_) 1.6 VTi 115	NFP (EC5)	05.15 - 06.21	1587	B	85 kW	915	39
308 II (LB_, LP_, LW_, LH_, L3_) 2.0 BlueHDi 150	AHX (DW10FCD)	11.13 - 06.21	1997	D	110 kW	921	61
308 II (LB_, LP_, LW_, LH_, L3_) 2.0 BlueHDi 150	AHX (DW10FD)	11.13 - 06.21	1997	D	110 kW	921	61
308 II (LB_, LP_, LW_, LH_, L3_) 2.0 GT BlueHDi 180	AHW (DW10FC)	06.14 - 06.21	1997	D	133 kW	921	61
308 II (LB_, LP_, LW_, LH_, L3_) 2.0 GT BlueHDi 180	AHW (DW10FC)	05.16 - 06.21	1997	D	132 kW	921	61
308 II (LB_, LP_, LW_, LH_, L3_) 2.0 GT BlueHDi 180	EHZ (DW10FC)	05.16 - 06.21	1997	D	132 kW	921	61
308 II (LB_, LP_, LW_, LH_, L3_) 2.0 GT BlueHDi 180	EHZ (DW10FC)	06.17 - 06.21	1997	D	130 kW	921	61
308 III (FB_, FH_, FP_, F3_) BlueHDi 130 (FBYHZZ, FBYHZZT)	YHZ (DV5RC)	07.21	1499	D	96 kW	913	29
308 III (FB_, FH_, FP_, F3_) PureTech 110 (FPHNPL)	HNP (EB2ADT)	07.21	1199	B	81 kW	910	17
308 III (FB_, FH_, FP_, F3_) PureTech 130 (FPHNSL, FPHNST)	HNS (EB2ADTS)	07.21	1199	B	96 kW	910	17
308 Kasten/Schrägheck (LB_) 1.5 BlueHDi 130 (LBZHYP)	YHZ (DV5RC)	06.17 - 06.21	1499	D	96 kW	913	29
308 Kasten/Schrägheck (LB_) 1.6 BlueHDi 120 (LBBHJM)	BHX (DV6FC)	03.15 - 06.21	1560	D	88 kW	910	16
308 Kasten/Schrägheck (LB_) 1.6 e-HDi 115 (LB9HCG)	9HC (DV6C)	03.15 - 06.21	1560	D	85 kW	909	15
308 SW I (4E_, 4H_) 1.4 16V	8FR (EP3)	12.09 - 10.14	1397	B	72 kW	914	33
308 SW I (4E_, 4H_) 1.4 16V	8FS (EP3)	09.07 - 10.14	1397	B	70 kW	914	33
308 SW I (4E_, 4H_) 1.6 16V	5FS (EP6C)	09.07 - 10.14	1598	B	88 kW	914	32
308 SW I (4E_, 4H_) 1.6 16V	5FT (EP6DT)	09.07 - 10.14	1598	B	103 kW	914	32
308 SW I (4E_, 4H_) 1.6 16V	5FW (EP6)	09.07 - 10.14	1598	B	88 kW	914	32
308 SW I (4E_, 4H_) 1.6 16V	5FX (EP6DT)	09.07 - 10.14	1598	B	110 kW	914	32
308 SW I (4E_, 4H_) 1.6 16V	5FY (EP6DTS)	03.08 - 10.14	1598	B	128 kW	914	32
308 SW I (4E_, 4H_) 1.6 Bioflex	NFU (TU5JP4)	03.09 - 10.14	1587	B/E	82 kW	916	40
308 SW I (4E_, 4H_) 1.6 HDi	9HD (DV6C)	03.13 - 10.14	1560	D	84 kW	909	15
308 SW I (4E_, 4H_) 1.6 HDi	9HP (DV6DTE D)	11.09 - 10.14	1560	D	68 kW	909	15
308 SW I (4E_, 4H_) 1.6 HDi	9HR (DV6C)	12.09 - 10.14	1560	D	82 kW	909	15
308 SW I (4E_, 4H_) 1.6 HDi	9HX (DV6ATED4)	09.07 - 10.14	1560	D	66 kW	909	15
308 SW I (4E_, 4H_) 1.6 HDi	9HY (DV6TED4)	09.07 - 10.14	1560	D	80 kW	909	15
308 SW I (4E_, 4H_) 1.6 HDi	9HZ (DV6TED4)	09.07 - 10.14	1560	D	80 kW	909	15
308 SW I (4E_, 4H_) 1.6 THP 16V	5FV (EP6CDT)	10.09 - 10.14	1598	B	115 kW	913	31
308 SW I (4E_, 4H_) 2.0 Bioflex	RFJ (EW10A)	01.08 - 12.11	1997	B/E	103 kW	920	57
308 SW I (4E_, 4H_) 2.0 HDi	RHE (DW10CTED4)	04.11 - 10.14	1997	D	110 kW	921	61

			ccm		kw		1	POS
308 SW I (4E_, 4H_) 2.0 HDi	RHH (DW10CTED4)	06.09 - 10.14	1997	D	120 kW	921	61	
308 SW I (4E_, 4H_) 2.0 HDi	RHR (DW10BTED4)	09.07 - 12.12	1997	D	100 kW	921	61	
308 SW I (4E_, 4H_) 2.0 HDi	RHR (DW10BTED4)	09.07 - 10.14	1997	D	103 kW	921	61	
308 SW I Kasten/Kombi (4E_) 1.6 HDi	9HX (DV6ATED4)	01.08 - 12.11	1560	D	66 kW	909	15	
308 SW I Kasten/Kombi (4E_) 1.6 HDi	9HZ (DV6TED4)	01.08 - 12.12	1560	D	80 kW	909	15	
308 SW I Kasten/Kombi (4E_) 2.0 HDi	RHR (DW10BTED4)	01.08 - 12.11	1997	D	100 kW	921	61	
308 SW II (LC_, LJ_, LR_, LX_, L4_) 1.2 THP 110	HNP (EB2ADT)	03.14 - 06.21	1199	B	81 kW	910	17	
308 SW II (LC_, LJ_, LR_, LX_, L4_) 1.2 THP 110	HNW (EB2DTM)	03.14 - 06.21	1199	B	81 kW	910	17	
308 SW II (LC_, LJ_, LR_, LX_, L4_) 1.2 THP 110	HNZ (EB2DT)	03.14 - 06.21	1199	B	81 kW	910	17	
308 SW II (LC_, LJ_, LR_, LX_, L4_) 1.2 THP 130	HNS (EB2ADTS)	03.14 - 06.21	1199	B	96 kW	910	17	
308 SW II (LC_, LJ_, LR_, LX_, L4_) 1.2 THP 130	HNY (EB2DTS)	03.14 - 06.21	1199	B	96 kW	910	17	
308 SW II (LC_, LJ_, LR_, LX_, L4_) 1.5 BlueHDi 100	YHY (DV5RD)	04.18 - 06.21	1499	D	75 kW	913	29	
308 SW II (LC_, LJ_, LR_, LX_, L4_) 1.5 BlueHDi 130	YHZ (DV5RC)	06.17 - 06.21	1499	D	96 kW	913	29	
308 SW II (LC_, LJ_, LR_, LX_, L4_) 1.6 BlueHDi 100	BHY (DV6FD)	04.14 - 06.21	1560	D	73 kW	910	16	
308 SW II (LC_, LJ_, LR_, LX_, L4_) 1.6 BlueHDi 120	BHZ (DV6FC)	03.14 - 06.21	1560	D	88 kW	910	16	
308 SW II (LC_, LJ_, LR_, LX_, L4_) 1.6 HDi / BlueHDi 115 (LCBXM, LCBXT)	9HC (DV6C)	03.14 - 06.21	1560	D	85 kW	909	15	
308 SW II (LC_, LJ_, LR_, LX_, L4_) 1.6 HDi / BlueHDi 115 (LCBXM, LCBXT)	BHX (DV6FC)	03.14 - 06.21	1560	D	85 kW	910	16	
308 SW II (LC_, LJ_, LR_, LX_, L4_) 1.6 HDi / BlueHDi 115 (LCBXM, LCBXT)	BHZ (DV6FC)	03.14 - 06.21	1560	D	85 kW	910	16	
308 SW II (LC_, LJ_, LR_, LX_, L4_) 1.6 HDi 92	9HP (DV6DTEd)	03.14 - 06.21	1560	D	68 kW	909	15	
308 SW II (LC_, LJ_, LR_, LX_, L4_) 1.6 THP 155	5FV (EP6CDT)	03.14 - 06.21	1598	B	115 kW	913	31	
308 SW II (LC_, LJ_, LR_, LX_, L4_) 1.6 VTi (LWNFPA)	NFP (EC5)	03.14 - 06.21	1587	B	85 kW	915	39	
308 SW II (LC_, LJ_, LR_, LX_, L4_) 2.0 BlueHDi 150	AHR (DW10FD)	03.14 - 06.21	1997	D	110 kW	921	61	
308 SW II (LC_, LJ_, LR_, LX_, L4_) 2.0 BlueHDi 150	AHX (DW10FCD)	03.14 - 06.21	1997	D	110 kW	921	61	
308 SW II (LC_, LJ_, LR_, LX_, L4_) 2.0 GT BlueHDi 180	AHW (DW10FC)	06.17 - 06.21	1997	D	132 kW	921	61	
308 SW II (LC_, LJ_, LR_, LX_, L4_) 2.0 GT BlueHDi 180	EHZ (DW10FC)	06.17 - 06.21	1997	D	132 kW	921	61	
308 SW II (LC_, LJ_, LR_, LX_, L4_) 2.0 GT BlueHDi 180	EHZ (DW10FC)	06.17 - 06.21	1997	D	130 kW	921	61	
308 SW II (LC_, LJ_, LR_, LX_, L4_) 2.0 GT HDi 180 / BlueHDi 180	AHW (DW10FC)	06.14 - 06.21	1997	D	133 kW	921	61	
308 SW II Kasten/Kombi (LC_) 1.5 BlueHDi 130 (LCYHZZ)	YHZ (DV5RC)	06.17 - 06.21	1499	D	96 kW	913	29	
308 SW II Kasten/Kombi (LC_) 1.6 BlueHDi	BHY (DV6FD)	04.14 - 06.21	1560	D	73 kW	910	16	
308 SW III (FC_, FJ_, FR_, F4_) BlueHDi 130 (FCYHZL, FCYHZT)	YHZ (DV5RC)	07.21	1499	D	96 kW	913	29	
308 SW III (FC_, FJ_, FR_, F4_) PureTech 110 (FRHNPL)	HNP (EB2ADT)	07.21	1199	B	81 kW	910	17	
308 SW III (FC_, FJ_, FR_, F4_) PureTech 130 (FRHNLS, FRHNST)	HNS (EB2ADTS)	07.21	1199	B	96 kW	910	17	
309 I (10C, 10A) 1.1	E1	10.85 - 07.89	1118	B	40 kW	909	14	
309 I (10C, 10A) 1.3	G1A	10.85 - 07.89	1294	B	47 kW	913	30	
309 I (10C, 10A) 1.4	K1D (TU3A)	03.89 - 07.89	1360	B	49 kW	912	26	
309 I (10C, 10A) 1.4	K2B (TU3S)	08.88 - 08.89	1360	B	62 kW	912	26	
309 I (10C, 10A) 1.4	KDY (TU3M)	03.89 - 07.89	1360	B	55 kW	912	26	
309 I (10C, 10A) 1.4	KDZ (TU3M)	03.89 - 07.89	1360	B	55 kW	911	19	
309 I (10C, 10A) 1.4	Y2/K	10.85 - 08.89	1442	B	61 kW	913	30	
309 I (10C, 10A) 1.5	Y2/K	06.87 - 12.89	1442	B	63 kW	913	30	
309 I (10C, 10A) 1.6 Cat	BAZ (XU5CP)	09.86 - 12.89	1580	B	55 kW	918	49	
309 I (10C, 10A) 1.6	180Z (XU5J)	11.85 - 09.88	1580	B	76 kW	918	49	
309 I (10C, 10A) 1.6	B1A (XU51C)	10.85 - 07.89	1580	B	55 kW	918	49	
309 I (10C, 10A) 1.6	B1A (XU51C)	10.85 - 07.89	1580	B	59 kW	918	49	
309 I (10C, 10A) 1.6	B1D (XU51C)	10.85 - 07.89	1580	B	59 kW	918	49	
309 I (10C, 10A) 1.6	B1E (XU51C)	08.87 - 07.89	1580	B	53 kW	918	49	
309 I (10C, 10A) 1.6	B6B (XU5J)	11.85 - 09.88	1580	B	76 kW	918	49	
309 I (10C, 10A) 1.6	B6D (XU5JA)	07.86 - 06.89	1580	B	83 kW	918	49	
309 I (10C, 10A) 1.9 D	162 (XUD9)	10.85 - 07.89	1905	D	47 kW	918	48	
309 I (10C, 10A) 1.9 D	D9A (XUD9)	10.85 - 07.89	1905	D	47 kW	918	48	
309 I (10C, 10A) 1.9 GTI	D6B (XU9JA)	10.86 - 07.89	1905	B	94 kW	918	49	
309 I (10C, 10A) 1.9 GTI	D6B (XU9JA)	10.85 - 08.89	1905	B	96 kW	918	49	
309 I (10C, 10A) 1.9 GTI	DKZ (XU9JAZ)	07.88 - 07.89	1905	B	88 kW	918	49	
309 I (10C, 10A) 1.9	D2B (XU9S)	10.85 - 07.89	1905	B	75 kW	918	49	
309 I (10C, 10A) 1.9	DDZ (XU9M)	07.88 - 07.89	1905	B	80 kW	918	49	
309 I (10C, 10A) 1.9	DFZ (XU9J1)	03.86 - 07.89	1905	B	72 kW	918	49	
309 II (3C, 3A) 1.1	H1B (TU1)	09.89 - 10.93	1124	B	40 kW	908	10	
309 II (3C, 3A) 1.1	HDZ (TU1M)	08.90 - 12.93	1124	B	44 kW	908	10	
309 II (3C, 3A) 1.4	K1D (TU3A)	07.90 - 12.93	1360	B	49 kW	912	26	
309 II (3C, 3A) 1.4	KDY (TU3M)	07.89 - 12.93	1360	B	55 kW	912	26	
309 II (3C, 3A) 1.4	KDZ (TU3M)	07.89 - 12.93	1360	B	55 kW	911	19	
309 II (3C, 3A) 1.6 GTi	B6D (XU5JA)	09.89 - 10.93	1580	B	85 kW	918	49	











							
309 II (3C, 3A) 1.6	B2A (XU52C/K)	07.89 - 12.93	1580	B	69 kW	918	49
309 II (3C, 3A) 1.6	B2A (XU52C/K)	07.89 - 12.93	1580	B	68 kW	918	49
309 II (3C, 3A) 1.6	BDY (XU5M2Z)	07.89 - 12.93	1580	B	65 kW	918	49
309 II (3C, 3A) 1.6	BDY (XU5M3Z)	07.89 - 12.93	1580	B	65 kW	918	49
309 II (3C, 3A) 1.6	BDZ (XU5M)	07.89 - 12.93	1580	B	65 kW	918	49
309 II (3C, 3A) 1.8 D	161 (XUD7)	10.91 - 10.93	1769	D	43 kW	916	41
309 II (3C, 3A) 1.8 Diesel	161A (XUD7)	07.89 - 12.93	1769	D	44 kW	916	41
309 II (3C, 3A) 1.8 TD	A8B (XUD7TE)	08.89 - 12.93	1769	D	57 kW	916	43
309 II (3C, 3A) 1.9 Diesel	162 (XUD9)	07.89 - 12.93	1905	D	47 kW	918	48
309 II (3C, 3A) 1.9 Diesel	D9A (XUD9)	07.89 - 12.93	1905	D	47 kW	918	48
309 II (3C, 3A) 1.9 Diesel	DJZ (XUD9A)	07.89 - 12.93	1905	D	47 kW	918	48
309 II (3C, 3A) 1.9 GTI 16V	D6C (XU9J4)	08.89 - 07.90	1905	B	116 kW	918	49
309 II (3C, 3A) 1.9 GTI 16V	DFW (XU9J4Z)	10.90 - 12.93	1905	B	108 kW	918	49
309 II (3C, 3A) 1.9 GTI	D6B (XU9JA)	09.89 - 10.93	1905	B	96 kW	918	49
309 II (3C, 3A) 1.9 GTI	DKZ (XU9JAZ)	07.89 - 12.93	1905	B	88 kW	918	49
309 II (3C, 3A) 1.9	DDZ (XU9M)	10.90 - 12.93	1905	B	80 kW	918	49
309 II (3C, 3A) 1.9	DFZ (XU9J1)	08.89 - 12.93	1905	B	72 kW	918	49
309 Kasten/Schrägheck (10S, 3S) 1.1	E1	09.89 - 10.91	1118	B	40 kW	909	14
309 Kasten/Schrägheck (10S, 3S) 1.1	H1B (TU1)	09.89 - 10.93	1124	B	40 kW	908	10
309 Kasten/Schrägheck (10S, 3S) 1.3	G1A	10.85 - 10.91	1294	B	47 kW	913	30
309 Kasten/Schrägheck (10S, 3S) 1.4	K5A (TU3)	09.89 - 10.93	1360	B	48 kW	911	21
309 Kasten/Schrägheck (10S, 3S) 1.4	KDY (TU3M)	09.89 - 10.93	1360	B	55 kW	912	26
309 Kasten/Schrägheck (10S, 3S) 1.8 D	A9A (XUD7)	05.87 - 10.93	1769	D	44 kW	916	41
309 Kasten/Schrägheck (10S, 3S) 1.9 D	DJY (XUD9A)	10.91 - 10.93	1905	D	50 kW	918	48
309 Kasten/Schrägheck (10S, 3S) 1.9 D	XUD9	10.85 - 10.93	1905	D	47 kW	918	48
4007 (VU_, VV_) 2.2 HDi	4HK (DW12MTED4)	02.07 - 03.13	2179	D	115 kW	921	58
4007 (VU_, VV_) 2.2 HDi	4HN (DW12MTED4)	02.07 - 03.13	2179	D	115 kW	921	58
4007 Van (VU_, VV_) HDi 155 (VU4HNNH, VV4HK8)	4HN (DW12MTED4)	02.07 - 03.13	2179	D	115 kW	921	58
4008 1.6 HDi AWC	9HC (DV6C)	05.12	1560	D	85 kW	909	15
4008 1.6 HDi AWC	9HD (DV6C)	05.12	1560	D	84 kW	909	15
4008 1.6 HDi AWC	9HD (DV6C)	05.12	1560	D	85 kW	909	15
4008 1.6 HDi	9HD (DV6C)	05.12	1560	D	84 kW	909	15
404 Cabriolet 1.6	XC6	04.63 - 12.68	1618	B	59 kW	920	55
404 Kombi 1.5	XB5	04.62 - 05.71	1468	B	44 kW	917	44
404 Kombi 1.6	XC7	04.62 - 05.71	1618	B	54 kW	919	53
404 1.5	XB5	04.62 - 05.71	1468	B	44 kW	917	44
404 1.6 GT	XC6	07.71 - 12.71	1618	B	50 kW	920	55
404 1.6	XC6	04.63 - 12.71	1618	B	48 kW	920	55
404 1.6	XC6	04.62 - 12.71	1618	B	54 kW	920	55
404 1.6	XC6	01.67 - 12.70	1618	B	60 kW	920	55
404 1.8	XM7	01.70 - 12.70	1796	B	65 kW	919	53
405 I (15B) 1.4	K5A (TU3)	01.87 - 07.92	1360	B	47 kW	911	21
405 I (15B) 1.6 4x4	BDZ (XU5M)	04.88 - 07.92	1580	B	65 kW	918	49
405 I (15B) 1.6	B1E (XU51C)	07.87 - 12.92	1580	B	53 kW	918	49
405 I (15B) 1.6	B1E (XU51C)	07.87 - 06.88	1580	B	55 kW	918	49
405 I (15B) 1.6	B2A (XU52C/K)	01.87 - 12.92	1580	B	69 kW	918	49
405 I (15B) 1.6	BAZ (XU5CP)	07.87 - 06.88	1580	B	55 kW	918	49
405 I (15B) 1.6	BDY (XU5M2Z)	07.87 - 12.92	1580	B	65 kW	918	49
405 I (15B) 1.6	BDZ (XU5M)	10.89 - 12.92	1580	B	66 kW	918	49
405 I (15B) 1.6	BDZ (XU5M)	07.87 - 12.92	1580	B	65 kW	918	49
405 I (15B) 1.8 D 4x4	A8A (XUD7TE)	10.87 - 07.92	1769	D	66 kW	916	43
405 I (15B) 1.8 Turbo Diesel	A8A (XUD7TE)	03.88 - 12.92	1769	D	66 kW	916	43
405 I (15B) 1.8 Turbo Diesel	AJZ (XUD7TEY)	03.88 - 12.92	1769	D	66 kW	916	43
405 I (15B) 1.9 4x4	D6C (XU9J4)	06.87 - 07.92	1905	B	116 kW	918	49
405 I (15B) 1.9 4x4	DDZ (XU9M)	07.88 - 12.92	1905	B	80 kW	918	49
405 I (15B) 1.9 4x4	DKZ (XU9JAZ)	06.87 - 07.92	1905	B	88 kW	918	49
405 I (15B) 1.9 Diesel	D9B (XUD9A)	03.88 - 12.92	1905	D	51 kW	918	48
405 I (15B) 1.9 Diesel	DJZ (XUD9A)	07.88 - 09.92	1905	D	47 kW	918	48
405 I (15B) 1.9 Injection 4x4	DFZ (XU9J1)	06.87 - 07.92	1905	B	77 kW	918	49
405 I (15B) 1.9 Injection	DFZ (XU9J1)	07.87 - 12.92	1905	B	77 kW	918	49
405 I (15B) 1.9 Sport MI-16 4x4	DFW (XU9J4Z)	06.87 - 07.92	1905	B	108 kW	918	49
405 I (15B) 1.9 Sport MI-16	D6C (XU9J4)	07.87 - 11.92	1905	B	116 kW	918	49

			ccm		kw		1	POS
405 I (15B) 1.9 Sport MI-16	DFW (XU9J4Z)	06.87 - 04.93	1905	B	108 kW	918	49	
405 I (15B) 1.9	D2C (XU92C)	07.87 - 04.93	1905	B	70 kW	918	49	
405 I (15B) 1.9	D6A (XU9J2)	07.87 - 12.93	1905	B	93 kW	918	49	
405 I (15B) 1.9	D6A (XU9J2)	01.89 - 12.92	1905	B	90 kW	918	49	
405 I (15B) 1.9	DDZ (XU9M)	06.87 - 07.92	1905	B	80 kW	918	49	
405 I (15B) 1.9	DFZ (XU9J1)	06.87 - 07.92	1905	B	72 kW	918	49	
405 I (15B) 1.9	DKZ (XU9JAZ)	06.87 - 07.92	1905	B	88 kW	918	49	
405 I Break (15E) 1.4	K5A (TU3)	05.88 - 07.92	1360	B	47 kW	911	21	
405 I Break (15E) 1.6 SRi 4x4	BDZ (XU5M)	04.88 - 07.92	1580	B	65 kW	918	49	
405 I Break (15E) 1.6	B1E (XU51C)	10.88 - 08.92	1580	B	53 kW	918	49	
405 I Break (15E) 1.6	B2A (XU52C/K)	05.88 - 07.92	1580	B	68 kW	918	49	
405 I Break (15E) 1.6	BAZ (XU5CP)	10.88 - 08.92	1580	B	55 kW	918	49	
405 I Break (15E) 1.6	BDY (XU5M2Z)	10.88 - 08.92	1580	B	65 kW	918	49	
405 I Break (15E) 1.6	BDY (XU5M3Z)	10.88 - 08.92	1580	B	65 kW	918	49	
405 I Break (15E) 1.6	BDZ (XU5M)	10.88 - 08.92	1580	B	66 kW	918	49	
405 I Break (15E) 1.6	BDZ (XU5M)	10.88 - 08.92	1580	B	65 kW	918	49	
405 I Break (15E) 1.6	BDZ (XU5M)	10.88 - 08.92	1580	B	69 kW	918	49	
405 I Break (15E) 1.8 DT 4x4	A8A (XUD7TE)	05.90 - 07.92	1769	D	66 kW	916	43	
405 I Break (15E) 1.8 TD	A8A (XUD7TE)	10.88 - 08.92	1769	D	66 kW	916	43	
405 I Break (15E) 1.8 TD	AJZ (XUD7TEY)	10.88 - 08.92	1769	D	66 kW	916	43	
405 I Break (15E) 1.9 4x4	D6C (XU9J4)	07.90 - 07.92	1905	B	108 kW	918	49	
405 I Break (15E) 1.9 4x4	DDZ (XU9M)	10.88 - 08.92	1905	B	80 kW	918	49	
405 I Break (15E) 1.9 4x4	DKZ (XU9JAZ)	07.90 - 07.92	1905	B	88 kW	918	49	
405 I Break (15E) 1.9 Allrad	D6C (XU9J4)	06.87 - 07.92	1905	B	116 kW	918	49	
405 I Break (15E) 1.9 Allrad	DFZ (XU9J1)	09.88 - 07.92	1905	B	77 kW	918	49	
405 I Break (15E) 1.9 D	D9B (XUD9A)	10.88 - 08.92	1905	D	51 kW	918	48	
405 I Break (15E) 1.9 D	DJY (XUD9A)	10.88 - 08.92	1905	D	51 kW	918	48	
405 I Break (15E) 1.9 D	DJZ (XUD9A)	10.88 - 08.92	1905	D	47 kW	918	48	
405 I Break (15E) 1.9	D2C (XU92C)	10.88 - 08.92	1905	B	70 kW	918	49	
405 I Break (15E) 1.9	D6C (XU9J4)	06.87 - 07.92	1905	B	116 kW	918	49	
405 I Break (15E) 1.9	DDZ (XU9M)	10.88 - 08.92	1905	B	80 kW	918	49	
405 I Break (15E) 1.9	DFZ (XU9J1)	10.88 - 08.92	1905	B	77 kW	918	49	
405 I Break (15E) 1.9	DFZ (XU9J1)	05.88 - 07.92	1905	B	72 kW	918	49	
405 I Break (15E) 1.9	DKZ (XU9JAZ)	10.88 - 08.92	1905	B	88 kW	918	49	
405 I Break (15E) 1.9	DKZ (XU9JAZ)	10.88 - 08.92	1905	B	93 kW	918	49	
405 I Kasten/Kombi (15_) 1.8 D	A9A (XUD7)	04.90 - 07.92	1769	D	44 kW	916	41	
405 I Kasten/Kombi (15_) 1.9 D	XUD9	09.89 - 07.92	1905	D	51 kW	918	48	
405 II (4B) 1.4	KDX (TU3MC)	08.92 - 10.95	1360	B	55 kW	911	19	
405 II (4B) 1.4	KDX (TU3MC)	08.92 - 06.94	1360	B	58 kW	911	19	
405 II (4B) 1.6	B2A (XU52C/K)	01.92 - 11.97	1580	B	68 kW	918	49	
405 II (4B) 1.6	B2A (XU52C/K)	08.92 - 05.97	1580	B	66 kW	918	49	
405 II (4B) 1.6	BDY (XU5M2Z)	08.92 - 10.95	1580	B	65 kW	918	49	
405 II (4B) 1.6	BDY (XU5M3Z)	08.92 - 10.95	1580	B	65 kW	918	49	
405 II (4B) 1.6	BDZ (XU5M)	08.92 - 10.95	1580	B	65 kW	918	49	
405 II (4B) 1.6	BFZ (XU5JP)	08.92 - 10.95	1580	B	65 kW	918	49	
405 II (4B) 1.6	BFZ (XU5JP)	01.92 - 11.97	1580	B	68 kW	918	49	
405 II (4B) 1.6	BFZ (XU5JP)	08.92 - 05.97	1580	B	66 kW	918	49	
405 II (4B) 1.6	NFU (TU5JP4)	08.92 - 05.97	1587	B	80 kW	916	40	
405 II (4B) 1.8	LFZ (XU7JP)	08.92 - 12.96	1761	B	74 kW	919	52	
405 II (4B) 1.8	LFZ (XU7JP)	02.93 - 11.99	1761	B	76 kW	919	52	
405 II (4B) 1.9 D	D9B (XUD9A)	02.92 - 11.99	1905	D	52 kW	918	48	
405 II (4B) 1.9 D	DJY (XUD9A)	06.94 - 10.95	1905	D	50 kW	918	48	
405 II (4B) 1.9 D	DJY (XUD9A)	08.92 - 08.94	1905	D	51 kW	918	48	
405 II (4B) 1.9 D	DJZ (XUD9A)	08.92 - 10.95	1905	D	47 kW	918	48	
405 II (4B) 1.9 TD	DHY (XUD9TE)	08.92 - 10.95	1905	D	66 kW	918	50	
405 II (4B) 1.9 TD	XUD9TE	08.92 - 05.97	1905	D	69 kW	918	50	
405 II (4B) 1.9	D2H (XU92C)	08.92 - 11.97	1905	B	78 kW	918	49	
405 II (4B) 1.9	DKZ (XU9JAZ)	01.92 - 11.97	1905	B	90 kW	918	49	
405 II (4B) 2.0 16V	RFT (XU10J4)	02.93 - 10.95	1998	B	110 kW	922	66	
405 II (4B) 2.0 16V	RFT (XU10J4)	01.92 - 12.95	1998	B	114 kW	922	66	
405 II (4B) 2.0 MI-16	RFY (XU10J4Z)	08.92 - 10.95	1998	B	112 kW	922	66	
405 II (4B) 2.0 T 16 X4	RGZ (XU10J4TE/Z)	08.92 - 10.95	1998	B	144 kW	922	66	








405 II (4B) 2.0 X4	RFX (XU10J2)	08.92 - 10.95	1998	B	89 kW	922	66
405 II (4B) 2.0	RFT (XU10J4)	01.97 - 12.99	1998	B	116 kW	922	66
405 II (4B) 2.0	RFX (XU10J2)	06.92 - 06.99	1998	B	89 kW	922	66
405 II Break (4E) 1.4	KDX (TU3MC)	08.92 - 10.96	1360	B	55 kW	911	19
405 II Break (4E) 1.6	BDY (XU5M2Z)	08.92 - 10.96	1580	B	65 kW	918	49
405 II Break (4E) 1.6	BDY (XU5M3Z)	08.92 - 10.96	1580	B	65 kW	918	49
405 II Break (4E) 1.6	BDZ (XU5M)	08.92 - 10.96	1580	B	65 kW	918	49
405 II Break (4E) 1.6	BDZ (XU5M)	08.92 - 08.94	1580	B	68 kW	918	49
405 II Break (4E) 1.6	BFZ (XU5JP)	08.92 - 10.96	1580	B	65 kW	918	49
405 II Break (4E) 1.6	BFZ (XU5JP)	08.92 - 08.94	1580	B	68 kW	918	49
405 II Break (4E) 1.6	BFZ (XU5JP)	08.92 - 05.97	1580	B	66 kW	918	49
405 II Break (4E) 1.6	NFU (TU5JP4)	08.92 - 10.96	1587	B	80 kW	916	40
405 II Break (4E) 1.8	LFZ (XU7JP)	08.92 - 10.96	1761	B	74 kW	919	52
405 II Break (4E) 1.9 D	D9B (XUD9A)	08.92 - 10.98	1905	D	52 kW	918	48
405 II Break (4E) 1.9 D	DJY (XUD9A)	06.94 - 10.96	1905	D	50 kW	918	48
405 II Break (4E) 1.9 D	DJZ (XUD9A)	08.92 - 10.96	1905	D	47 kW	918	48
405 II Break (4E) 1.9 D	XUD9	09.93 - 12.95	1905	D	51 kW	918	48
405 II Break (4E) 1.9 TD	DHY (XUD9TE)	08.92 - 10.96	1905	D	66 kW	918	50
405 II Break (4E) 1.9 TD	DHY (XUD9TE)	08.92 - 10.96	1905	D	69 kW	918	50
405 II Break (4E) 1.9	D2H (XU92C)	08.92 - 11.97	1905	B	78 kW	918	49
405 II Break (4E) 1.9	D6A (XU9J2)	08.92 - 12.95	1905	B	80 kW	918	49
405 II Break (4E) 2.0 4x4	RFX (XU10J2)	08.92 - 10.96	1998	B	89 kW	922	66
405 II Break (4E) 2.0 4x4	RGZ (XU10J4TE/Z)	08.92 - 12.95	1998	B	144 kW	922	66
405 II Break (4E) 2.0	RFX (XU10J2)	08.92 - 11.97	1998	B	89 kW	922	66
405 II Kasten/Kombi (4E_) 1.9 D	XUD9	08.92 - 12.95	1905	D	51 kW	918	48
406 (8B) 1.6	BFZ (XU5JP)	11.95 - 05.04	1580	B	65 kW	918	49
406 (8B) 1.8 16V	6FZ (EW7J4)	10.00 - 05.04	1749	B	85 kW	917	47
406 (8B) 1.8 16V	LFY (XU7JP4)	11.95 - 10.00	1761	B	81 kW	919	52
406 (8B) 1.8 BiFuel	6FZ (EW7J4)	09.00 - 05.04	1749	B/G	85 kW	917	47
406 (8B) 1.8 Bifuel	LFY (XU7JP4)	04.99 - 05.03	1761	B/E	81 kW	919	52
406 (8B) 1.8	L6A (XU7JP)	08.95 - 03.99	1761	B	74 kW	919	52
406 (8B) 1.8	LFX (XU7JB)	05.97 - 05.04	1761	B	66 kW	919	52
406 (8B) 1.8	LFZ (XU7JP)	08.95 - 03.99	1761	B	74 kW	919	52
406 (8B) 1.9 D	DHW (XUD9SD)	10.96 - 05.04	1905	D	55 kW	918	50
406 (8B) 1.9 TD	D8B (XUD9TE)	10.95 - 10.97	1905	D	69 kW	918	50
406 (8B) 1.9 TD	DHX (XUD9TE)	01.96 - 05.04	1905	D	66 kW	918	50
406 (8B) 1.9 TD	DHY (XUD9TE)	10.95 - 05.04	1905	D	68 kW	918	50
406 (8B) 2.0 16V HPI	RLZ (EW10D)	03.00 - 05.04	1997	B	103 kW	920	57
406 (8B) 2.0 16V	RFN (EW10J4)	02.96 - 06.04	1997	B	100 kW	920	57
406 (8B) 2.0 16V	RFR (EW10J4)	01.99 - 08.00	1997	B	99 kW	920	57
406 (8B) 2.0 16V	RFV (XU10J4R)	11.95 - 05.04	1998	B	97 kW	922	66
406 (8B) 2.0 HDI 110	RHZ (DW10ATED)	06.98 - 06.04	1997	D	80 kW	921	61
406 (8B) 2.0 HDI 90	RHY (DW10TD)	02.99 - 05.04	1997	D	66 kW	921	61
406 (8B) 2.0 HDi 110	RHS (DW10ATED)	08.99 - 05.04	1997	D	79 kW	921	61
406 (8B) 2.0 HDi 110	RHZ (DW10ATED)	08.99 - 05.04	1997	D	79 kW	921	61
406 (8B) 2.0 Turbo	RGX (XU10J2TE)	04.96 - 05.04	1998	B	108 kW	922	66
406 (8B) 2.0	RGY (XU10J2TE)	11.96 - 03.99	1998	B	104 kW	922	66
406 (8B) 2.1 TD 12V	P8C (XUD11BTE)	01.96 - 05.04	2088	D	80 kW	921	60
406 (8B) 2.2 HDi	4HX (DW12TED4)	03.00 - 05.04	2179	D	98 kW	921	58
406 Break (8E/F) 1.8 16V	6FZ (EW7J4)	10.00 - 10.04	1749	B	85 kW	917	47
406 Break (8E/F) 1.8 16V	LFY (XU7JP4)	10.96 - 10.00	1761	B	81 kW	919	52
406 Break (8E/F) 1.8 BiFuel	6FZ (EW7J4)	10.00 - 02.04	1749	B/G	85 kW	917	47
406 Break (8E/F) 1.8	L6A (XU7JP)	10.96 - 03.99	1761	B	74 kW	919	52
406 Break (8E/F) 1.8	LFX (XU7JB)	05.97 - 10.04	1761	B	66 kW	919	52
406 Break (8E/F) 1.8	LFZ (XU7JP)	10.96 - 03.99	1761	B	74 kW	919	52
406 Break (8E/F) 1.9 D	DHW (XUD9SD)	10.96 - 10.04	1905	D	55 kW	918	50
406 Break (8E/F) 1.9 TD	DHX (XUD9TE)	10.96 - 10.04	1905	D	66 kW	918	50
406 Break (8E/F) 2.0 16V HPI	RLZ (EW10D)	05.01 - 10.04	1997	B	103 kW	920	57
406 Break (8E/F) 2.0 16V	RFN (EW10J4)	01.99 - 10.04	1997	B	100 kW	920	57
406 Break (8E/F) 2.0 16V	RFR (EW10J4)	01.98 - 12.02	1997	B	99 kW	920	57
406 Break (8E/F) 2.0 16V	RFV (XU10J4R)	10.96 - 10.04	1998	B	97 kW	922	66
406 Break (8E/F) 2.0 HDI 110	RHZ (DW10ATED)	02.99 - 06.04	1997	D	80 kW	921	61

							
406 Break (8E/F) 2.0 HDi 90	RHY (DW10TD)	02.99 - 10.04	1997	D	66 kW	921	61
406 Break (8E/F) 2.0 HDi 110	RHS (DW10ATED)	08.01 - 10.04	1997	D	79 kW	921	61
406 Break (8E/F) 2.0 HDi 110	RHZ (DW10ATED)	08.01 - 10.04	1997	D	79 kW	921	61
406 Break (8E/F) 2.0 Turbo	RGX (XU10J2TE)	10.96 - 10.04	1998	B	108 kW	922	66
406 Break (8E/F) 2.0	RGY (XU10J2TE)	11.96 - 03.99	1998	B	104 kW	922	66
406 Break (8E/F) 2.1 TD 12V	P8C (XUD11BTE)	10.96 - 10.04	2088	D	80 kW	921	60
406 Break (8E/F) 2.2 HDi	4HX (DW12TED4)	03.00 - 10.04	2179	D	98 kW	921	58
406 Coupe (8C) 1.8	LFY (XU7JP4)	10.97 - 03.99	1761	B	82 kW	919	52
406 Coupe (8C) 2.0 16V	RFN (EW10J4)	03.97 - 12.04	1997	B	100 kW	920	57
406 Coupe (8C) 2.0 16V	RFR (EW10J4)	01.99 - 10.00	1997	B	99 kW	920	57
406 Coupe (8C) 2.0 16V	RFV (XU10J4R)	03.97 - 12.04	1998	B	97 kW	922	66
406 Coupe (8C) 2.0 16V	RFV (XU10J4R)	03.97 - 12.04	1998	B	100 kW	922	66
406 Coupe (8C) 2.0 16V	RFV (XU10J4R)	04.99 - 09.04	1998	B	99 kW	922	66
406 Coupe (8C) 2.2 HDi	4HX (DW12TED4)	03.00 - 12.04	2179	D	98 kW	921	58
407 (6D_) 1.6 HDi 110 (6D9HZC, 6D9HYC)	9HY (DV6TED4)	05.04 - 12.10	1560	D	80 kW	909	15
407 (6D_) 1.6 HDi 110 (6D9HZC, 6D9HYC)	9HZ (DV6TED4)	05.04 - 12.10	1560	D	80 kW	909	15
407 (6D_) 1.8 (6D6FZB)	6FZ (EW7J4)	03.04 - 07.05	1749	B	85 kW	917	47
407 (6D_) 1.8 16V (6D6FYC)	6FY (EW7A)	08.05 - 12.10	1749	B	92 kW	917	47
407 (6D_) 2.0 (6DRFNB, 6DRFNE)	RFN (EW10J4)	03.04 - 12.10	1997	B	100 kW	920	57
407 (6D_) 2.0 16V (6DRFJC, 6DRFJE, 6DRFJF)	RFJ (EW10A)	09.05 - 02.11	1997	B	103 kW	920	57
407 (6D_) 2.0 Bioflex (6DRFJB)	RFJ (EW10A)	09.07 - 02.11	1997	B/E	103 kW	920	57
407 (6D_) 2.0 Flex (6DRFJB)	RFJ (EW10A)	10.05 - 02.11	1997	B/E	103 kW	920	57
407 (6D_) 2.0 HDi (6DRHHA)	RHH (DW10CTED4)	06.09 - 12.10	1997	D	120 kW	921	61
407 (6D_) 2.0 HDi (6DRHLG, 6DRHLE)	RHL (DW10BTED4)	11.04 - 10.07	1997	D	93 kW	921	61
407 (6D_) 2.0 HDi (6DRHRH)	RHF (DW10BTED4)	06.09 - 12.10	1997	D	103 kW	921	61
407 (6D_) 2.0 HDi (6DRHRH)	RHR (DW10BTED4)	06.09 - 12.10	1997	D	103 kW	921	61
407 (6D_) 2.0 HDi 135 (6DRHRH, 6DRHRE, 6DRHRG, 6DRHRJ)	RHR (DW10BTED4)	05.04 - 12.11	1997	D	100 kW	921	61
407 (6D_) 2.2 HDi (6D4HPH)	4HP (DW12BTED4)	03.06 - 12.10	2179	D	120 kW	921	58
407 (6D_) 2.2 HDi 170 (6D4HTH)	4HS (DW12BTED4)	03.06 - 12.10	2179	D	125 kW	921	58
407 (6D_) 2.2 HDi 170 (6D4HTH)	4HT (DW12BTED4)	03.06 - 12.10	2179	D	125 kW	921	58
407 Coupe (6C_) 2.0 HDi	RHH (DW10CTED4)	06.09	1997	D	120 kW	921	61
407 Coupe (6C_) 2.0 HDi	RHR (DW10BTED4)	10.05	1997	D	100 kW	921	61
407 SW (6E_) 1.6 HDi 110	9HY (DV6TED4)	05.04 - 12.10	1560	D	80 kW	909	15
407 SW (6E_) 1.6 HDi 110	9HZ (DV6TED4)	05.04 - 12.10	1560	D	80 kW	909	15
407 SW (6E_) 1.8 16V	6FY (EW7A)	08.05 - 12.10	1749	B	92 kW	917	47
407 SW (6E_) 1.8	6FZ (EW7J4)	05.04 - 07.05	1749	B	85 kW	917	47
407 SW (6E_) 2.0 16V	RFJ (EW10A)	08.05 - 02.11	1997	B	103 kW	920	57
407 SW (6E_) 2.0 Bioflex	RFJ (EW10A)	01.08 - 12.10	1997	B/E	103 kW	920	57
407 SW (6E_) 2.0 Flex	RFJ (EW10A)	10.05 - 02.11	1997	B/E	103 kW	920	57
407 SW (6E_) 2.0 HDi 135	RHR (DW10BTED4)	07.04 - 12.11	1997	D	100 kW	921	61
407 SW (6E_) 2.0 HDi	RHH (DW10CTED4)	06.09 - 12.10	1997	D	120 kW	921	61
407 SW (6E_) 2.0 HDi	RHL (DW10BTED4)	11.04 - 10.07	1997	D	93 kW	921	61
407 SW (6E_) 2.0 HDi	RHR (DW10BTED4)	08.08 - 12.10	1997	D	103 kW	921	61
407 SW (6E_) 2.0	RFN (EW10J4)	05.04 - 07.05	1997	B	100 kW	920	57
407 SW (6E_) 2.2 HDi 170	4HS (DW12BTED4)	03.06 - 12.10	2179	D	125 kW	921	58
407 SW (6E_) 2.2 HDi 170	4HT (DW12BTED4)	03.06 - 12.10	2179	D	125 kW	921	58
407 SW (6E_) 2.2 HDi	4HP (DW12BTED4)	06.08 - 12.10	2179	D	120 kW	921	58
407 SW Kasten/Kombi (6E_) 1.6 HDi	9HZ (DV6TED4)	08.04 - 12.10	1560	D	80 kW	909	15
407 SW Kasten/Kombi (6E_) 2.0 HDi	RHH (DW10CTED4)	06.09 - 12.10	1997	D	120 kW	921	61
407 SW Kasten/Kombi (6E_) 2.0 HDi	RHR (DW10BTED4)	06.09 - 12.10	1997	D	103 kW	921	61
408 1.6 HDi	9HD (DV6C)	11.16	1560	D	84 kW	909	15
408 1.6 HDi	9HL (DV6C)	11.10	1560	D	85 kW	909	15
408 1.6 HDi	9HY (DV6TED4)	04.11	1560	D	80 kW	909	15
408 1.6 THP 150	5FE (EP6CDTMD)	01.11	1598	B	110 kW	913	31
408 1.6 THP 160	5GZ (EP6FDT)	01.11	1598	B	120 kW	914	32
408 1.6 Vti	5FS (EP6C)	01.12	1598	B	88 kW	914	32
408 2.0 Flex	RFJ (EW10A)	03.11 - 12.16	1997	B/E	111 kW	920	57
408 2.0	RFJ (EW10A)	12.10	1997	B	105 kW	920	57
408 2.0	RFJ (EW10A)	12.14	1997	B	102 kW	920	57
5008 (0U_, 0E_) 1.2	HNY (EB2DTS)	01.15 - 03.17	1199	B	96 kW	910	17
5008 (0U_, 0E_) 1.6 16V	5FS (EP6C)	09.09 - 03.17	1598	B	88 kW	914	32
5008 (0U_, 0E_) 1.6 16V	5FV (EP6CDT)	09.09 - 03.17	1598	B	115 kW	913	31








5008 (OU_, OE_) 1.6 16V	5FW (EP6)	09.09 - 03.17	1598	B	88 kW	914	32
5008 (OU_, OE_) 1.6 16V	EP6	09.09 - 03.17	1598	B	88 kW	914	34
5008 (OU_, OE_) 1.6 BlueHDI 115	BHZ (DV6FC)	11.14 - 03.17	1560	D	85 kW	910	16
5008 (OU_, OE_) 1.6 BlueHDI 120	BHZ (DV6FC)	05.14 - 03.17	1560	D	88 kW	910	16
5008 (OU_, OE_) 1.6 HDi	9HD (DV6C)	03.13 - 03.17	1560	D	84 kW	909	15
5008 (OU_, OE_) 1.6 HDi	9HD (DV6CTED)	03.13 - 03.17	1560	D	84 kW	909	15
5008 (OU_, OE_) 1.6 HDi	9HR (DV6C)	08.10 - 03.17	1560	D	82 kW	909	15
5008 (OU_, OE_) 1.6 HDi	9HZ (DV6TED4)	09.09 - 03.17	1560	D	80 kW	909	15
5008 (OU_, OE_) 1.6 THP 150	5FX (EP6DT)	02.12 - 03.17	1598	B	110 kW	914	32
5008 (OU_, OE_) 1.6 THP 163	5GZ (EP6FDT)	02.12 - 03.17	1598	B	120 kW	914	32
5008 (OU_, OE_) 1.6 THP 165	5GZ (EP6FDT)	02.12 - 03.17	1598	B	121 kW	914	32
5008 (OU_, OE_) 2.0 HDi 136 / BlueHDI 136	AHV (DW10FD)	02.12 - 03.17	1997	D	100 kW	921	61
5008 (OU_, OE_) 2.0 HDi 136 / BlueHDI 136	RHD (DW10CB)	02.12 - 03.17	1997	D	100 kW	921	61
5008 (OU_, OE_) 2.0 HDi 136 / BlueHDI 136	RHD (DW10CTED4)	02.12 - 03.17	1997	D	100 kW	921	61
5008 (OU_, OE_) 2.0 HDi 150 / BlueHDI 150	AHR (DW10FD)	06.09 - 03.17	1997	D	110 kW	921	61
5008 (OU_, OE_) 2.0 HDi 150 / BlueHDI 150	AHX (DW10FD)	06.09 - 03.17	1997	D	110 kW	921	61
5008 (OU_, OE_) 2.0 HDi 150 / BlueHDI 150	RHE (DW10CTED4)	06.09 - 03.17	1997	D	110 kW	921	61
5008 (OU_, OE_) 2.0 HDi	RHH (DW10CTED4)	09.09 - 03.17	1997	D	120 kW	921	61
5008 I Van (OU_) HDi (OU9HR8)	9HR (DV6C)	08.10 - 03.17	1560	D	82 kW	909	15
5008 I Van (OU_) HDi / e-HDi (OU9HD8, OU9HDA)	9HD (DV6C)	03.13 - 03.17	1560	D	84 kW	909	15
5008 I Van (OU_) HDi 136 (OURHEM)	RHE (DW10CTED4)	02.12 - 03.17	1997	D	100 kW	921	61
5008 I Van (OU_) HDi 150 (OURHEM)	RHE (DW10CTED4)	06.09 - 03.17	1997	D	110 kW	921	61
5008 I Van (OU_) HDi 165 (OURHHT)	RHH (DW10CTED4)	06.09 - 03.17	1997	D	120 kW	921	61
5008 II (MC_, MJ_, MR_, M4_) 1.2 (MRHNYH, MRHNYW, MRHNSJ, MRHNSU, MRHNSM)	HNS (EB2ADTS)	12.16	1199	B	96 kW	910	17
5008 II (MC_, MJ_, MR_, M4_) 1.2 (MRHNYH, MRHNYW, MRHNSJ, MRHNSU, MRHNSM)	HNY (EB2DTS)	12.16	1199	B	96 kW	910	17
5008 II (MC_, MJ_, MR_, M4_) 1.5 BlueHDI 130 (MCYHZJ, MCYHZR, MCYHZX)	YHZ (DV5RC)	02.18	1499	D	96 kW	913	29
5008 II (MC_, MJ_, MR_, M4_) 1.6 BlueHDI 100	BHY (DV6FD)	12.16	1560	D	73 kW	910	16
5008 II (MC_, MJ_, MR_, M4_) 1.6 BlueHDI 115 (MCBHXH, MCBHXW)	BHX (DV6FC)	12.16 - 11.19	1560	D	85 kW	910	16
5008 II (MC_, MJ_, MR_, M4_) 1.6 BlueHDI 120	BHZ (DV6FC)	12.16	1560	D	88 kW	910	16
5008 II (MC_, MJ_, MR_, M4_) 1.6 THP 165	5GZ (EP6FDT)	12.16	1598	B	121 kW	914	32
5008 II (MC_, MJ_, MR_, M4_) 2.0 BlueHDI 136	AHS (DW10FD)	12.16	1997	D	100 kW	921	61
5008 II (MC_, MJ_, MR_, M4_) 2.0 BlueHDI 136	AHV (DW10FD)	12.16	1997	D	100 kW	921	61
5008 II (MC_, MJ_, MR_, M4_) 2.0 BlueHDI 150	AHX (DW10FD)	12.16	1997	D	110 kW	921	61
5008 II (MC_, MJ_, MR_, M4_) 2.0 BlueHDI 180	AHW (DW10FC)	12.16	1997	D	133 kW	921	61
5008 II (MC_, MJ_, MR_, M4_) 2.0 BlueHDI 180	EHZ (DW10FC)	01.18	1997	D	130 kW	921	61
5008 II Van (MC_, MJ_) BlueHDI 130 (MCYHZW, MCYHZR, MCYHZJ)	YHZ (DV5RC)	06.18	1499	D	96 kW	913	29
5008 II Van (MC_, MJ_) BlueHDI 180 (MJEHZW)	EHZ (DW10FC)	01.18	1997	D	130 kW	921	61
504 (A_, M_) 1.8 (A01, A03)	XM	07.68 - 02.71	1796	B	60 kW	920	56
504 (A_, M_) 1.8 (M03)	XM7	01.71 - 06.83	1796	B	58 kW	919	53
504 (A_, M_) 1.8 Injection (A02)	KF5	07.68 - 02.71	1796	B	71 kW	920	56
504 (A_, M_) 1.8 Injection (A02)	KF6	07.68 - 02.71	1796	B	71 kW	920	56
504 (A_, M_) 1.8	XM7	09.79 - 08.82	1796	B	55 kW	919	53
504 (A_, M_) 1.9 D (M20)	XD4x88	03.73 - 07.86	1948	D	40 kW	923	68
504 (A_, M_) 2.0 (A11, A13, MY1, MY3)	106 (XN1)	03.71 - 06.86	1971	B	71 kW	924	70
504 (A_, M_) 2.0 Ti (A12, A14)	107 (XN2)	01.71 - 06.83	1971	B	78 kW	924	70
504 (A_, M_) 2.0	XN1	09.79 - 08.82	1971	B	69 kW	924	70
504 (A_, M_) 2.1 D (A20, M20)	XD4x90	02.71 - 07.86	2112	D	48 kW	925	72
504 (A_, M_) 2.1 D	XD4x90	09.79 - 08.82	2112	D	49 kW	925	72
504 (A_, M_) 2.1 D	XD90	09.79 - 08.82	2112	D	43 kW	925	72
504 (A_, M_) 2.3 D (A40, A45)	134 (XD2)	07.75 - 12.83	2304	D	51 kW	926	77
504 Break (D_, F_) 1.8 (F01, E01)	XM7	04.71 - 07.86	1796	B	54 kW	919	53
504 Break (D_, F_) 2.0 (D11, F11)	XN1	04.71 - 07.86	1971	B	68 kW	924	70
504 Break (D_, F_) 2.0	XN1	09.79 - 07.86	1971	B	69 kW	924	70
504 Break (D_, F_) 2.1 D (E20, F20)	XD4x90	04.71 - 07.86	2112	D	48 kW	925	72
504 Break (D_, F_) 2.3 D (D40, F40)	134 (XD2)	07.75 - 07.86	2304	D	51 kW	926	77
504 Cabriolet 2.0	107 (XN2)	10.74 - 08.82	1971	B	75 kW	924	70
504 Cabriolet 2.0	107 (XN2)	08.82 - 08.84	1971	B	78 kW	924	70
504 Coupe 2.0	107 (XN2)	10.74 - 08.82	1971	B	75 kW	924	70
504 Coupe 2.0	107 (XN2)	08.82 - 08.84	1971	B	78 kW	924	70
504 Pick-up (E_) 1.6	XC7P	01.80 - 06.87	1618	B	46 kW	919	53
504 Pick-up (E_) 1.8	XM7	07.87 - 12.89	1796	B	53 kW	919	53
504 Pick-up (E_) 1.8	XM7	08.81 - 10.86	1796	B	55 kW	919	53

			ccm		kw		1 POS
504 Pick-up (E_) 1.9 D	XD4x88	01.80 - 12.89	1948	D	40 kW	923	68
504 Pick-up (E_) 1.9 D	XD4x88	08.81 - 10.86	1948	D	41 kW	923	68
504 Pick-up (E_) 2.0	XN1	01.83 - 12.99	1971	B	74 kW	924	70
504 Pick-up (E_) 2.3 D	134 (XD2)	01.80 - 12.89	2304	D	51 kW	926	77
504 Pick-up 2.5 D	XD3P	08.90 - 10.99	2498	D	55 kW	926	78
504 1.8	XM7	11.86 - 10.99	1796	B	53 kW	919	53
504 2.0	XN1	11.86 - 05.95	1971	B	64 kW	924	70
505 (551A) 1.8	105 (XM7)	06.81 - 10.85	1796	B	55 kW	919	53
505 (551A) 1.8	105 (XM7)	01.82 - 10.85	1796	B	60 kW	919	53
505 (551A) 1.8	105C (XM7A)	09.85 - 10.86	1796	B	62 kW	920	54
505 (551A) 2.0	106 (XN1)	11.80 - 12.85	1971	B	71 kW	924	70
505 (551A) 2.0	106 (XN1)	02.83 - 11.85	1971	B	70 kW	924	70
505 (551A) 2.0	106E (XN1A)	05.79 - 09.95	1971	B	72 kW	924	71
505 (551A) 2.0	XN1	05.79 - 10.94	1971	B	79 kW	924	70
505 (551A) 2.0	XN1	09.83 - 09.85	1971	B	69 kW	924	70
505 (551A) 2.2 GTI	851B (ZDJL)	08.83 - 12.93	2165	B	90 kW	923	67
505 (551A) 2.2 GTI	851B (ZDJL)	08.83 - 10.96	2165	B	96 kW	923	67
505 (551A) 2.2	851X (ZDJL)	03.86 - 12.93	2165	B	84 kW	923	67
505 (551A) 2.3 D	XD2	05.79 - 09.84	2304	D	51 kW	926	77
505 (551A) 2.3 Turbo Diesel	147 (XD2S)	09.80 - 06.86	2304	D	59 kW	926	77
505 (551A) 2.5 Diesel	155 (XD3)	06.81 - 11.95	2498	D	55 kW	926	78
505 (551A) 2.5 Diesel	155 (XD3)	10.81 - 11.90	2498	D	51 kW	926	78
505 (551A) 2.5 Turbo Diesel	152A (XD3T)	10.83 - 12.93	2498	D	66 kW	926	78
505 (551A) 2.5 Turbo Diesel	152B (XD3TE)	10.86 - 12.93	2498	D	77 kW	926	78
505 (551A) 2.5 Turbo Diesel	XD3T	10.83 - 10.96	2498	D	70 kW	926	78
505 Break (551D) 1.8	105C (XM7A)	10.85 - 09.89	1796	B	62 kW	920	54
505 Break (551D) 1.8	XM7	04.82 - 09.85	1796	B	55 kW	919	53
505 Break (551D) 2.0	106 (XN1)	08.83 - 12.85	1971	B	69 kW	924	70
505 Break (551D) 2.0	106E (XN1A)	09.83 - 11.87	1971	B	72 kW	924	71
505 Break (551D) 2.0	XN1	03.82 - 10.84	1971	B	75 kW	924	70
505 Break (551D) 2.2 GTI	851B (ZDJL)	09.85 - 12.86	2165	B	90 kW	923	67
505 Break (551D) 2.2 Ti	851B (ZDJL)	01.84 - 09.85	2165	B	96 kW	923	67
505 Break (551D) 2.2	851X (ZDJL)	01.86 - 12.93	2165	B	84 kW	923	67
505 Break (551D) 2.3 D	XD2	06.82 - 09.84	2304	D	51 kW	926	77
505 Break (551D) 2.3 Diesel	147 (XD2S)	04.82 - 12.86	2304	D	59 kW	926	77
505 Break (551D) 2.5 D	XD3T	10.85 - 08.91	2498	D	70 kW	926	78
505 Break (551D) 2.5 Diesel	155 (XD3)	01.86 - 12.93	2498	D	51 kW	926	78
505 Break (551D) 2.5 Diesel	155 (XD3)	08.83 - 11.95	2498	D	55 kW	926	78
505 Break (551D) 2.5 Turbo Diesel	152A (XD3T)	10.85 - 11.87	2498	D	66 kW	926	78
505 Break (551D) 2.5 Turbo Diesel	152B (XD3TE)	10.86 - 12.93	2498	D	77 kW	926	78
508 I (8D_) 1.6 BlueHDi 120	BHZ (DV6FC)	03.14 - 12.18	1560	D	88 kW	910	16
508 I (8D_) 1.6 HDi	9HD (DV6CTED)	02.12 - 12.18	1560	D	84 kW	909	15
508 I (8D_) 1.6 HDi	9HL (DV6C)	11.10 - 12.18	1560	D	82 kW	909	15
508 I (8D_) 1.6 HDi	9HR (DV6C)	11.10 - 12.18	1560	D	82 kW	909	15
508 I (8D_) 1.6 HDi	BHX (DV6FC)	09.14 - 12.18	1560	D	85 kW	910	16
508 I (8D_) 1.6 THP	5FN (EP6CDT)	11.10 - 12.18	1598	B	110 kW	914	32
508 I (8D_) 1.6 THP	5FV (EP6CDT)	11.10 - 12.18	1598	B	115 kW	913	31
508 I (8D_) 1.6 THP	5GZ (EP6FDT)	01.12 - 12.18	1598	B	120 kW	914	32
508 I (8D_) 1.6 THP	5GZ (EP6FDT)	09.11 - 12.18	1598	B	121 kW	914	32
508 I (8D_) 1.6 VTi	5FH (EP6C)	11.10 - 12.18	1598	B	85 kW	914	32
508 I (8D_) 1.6 VTi	5FS (EP6C)	11.10 - 12.18	1598	B	88 kW	914	32
508 I (8D_) 2.0 BlueHDi 150	AHX (DW10FD)	04.14 - 12.18	1997	D	110 kW	921	61
508 I (8D_) 2.0 BlueHDi 180	AHW (DW10FC)	04.14 - 12.18	1997	D	133 kW	921	61
508 I (8D_) 2.0 HDi Hybrid4 AWC	RHC (DW10CTED4)	11.10 - 12.18	1997	D	147 kW	921	61
508 I (8D_) 2.0 HDi Hybrid4 AWC	RHH (DW10CTED4)	11.10 - 12.18	1997	D	147 kW	921	61
508 I (8D_) 2.0 HDi	AHS (DW10FD)	11.10 - 12.18	1997	D	100 kW	921	61
508 I (8D_) 2.0 HDi	AHV (DW10FD)	11.10 - 12.18	1997	D	100 kW	921	61
508 I (8D_) 2.0 HDi	AHX (DW10FD)	11.10 - 12.18	1997	D	100 kW	921	61
508 I (8D_) 2.0 HDi	RHA (DW10CTED4)	11.10 - 12.18	1997	D	103 kW	921	61
508 I (8D_) 2.0 HDi	RHF (DW10BTED4)	11.10 - 12.18	1997	D	103 kW	921	61
508 I (8D_) 2.0 HDi	RHH (DW10CTED4)	11.10 - 12.18	1997	D	120 kW	921	61
508 I (8D_) 2.0 HDi	RHR (DW10BTED4)	11.10 - 12.18	1997	D	100 kW	921	61








508 I (8D_) 2.2 HDi	4HL (DW12C)	11.10 - 12.18	2179	D	150 kW	921	58
508 II (FB_, FH_, F3_) 1.5 BlueHDI 130 (FBYHZJ, FBYHZR)	YHZ (DV5RC)	10.18	1499	D	96 kW	913	29
508 II (FB_, FH_, F3_) 2.0 BlueHDI 160 (FHEHYR)	EHY (DW10FCC)	10.18	1997	D	120 kW	921	61
508 II (FB_, FH_, F3_) 2.0 BlueHDI 180 (FHEHZR, FHEHZN)	EHZ (DW10FC)	10.18	1997	D	130 kW	921	61
508 II (FB_, FH_, F3_) PureTech 130 (FBHNSR)	HNS (EB2ADTS)	06.20	1199	B	96 kW	910	17
508 SW I (8E_) 1.6 BlueHdi 120	BHZ (DV6FC)	03.14 - 12.18	1560	D	88 kW	910	16
508 SW I (8E_) 1.6 HDi	9HD (DV6CTED)	02.12 - 12.18	1560	D	84 kW	909	15
508 SW I (8E_) 1.6 HDi	9HL (DV6C)	11.10 - 12.18	1560	D	82 kW	909	15
508 SW I (8E_) 1.6 HDi	9HL (DV6C)	02.12 - 12.18	1560	D	84 kW	909	15
508 SW I (8E_) 1.6 HDi	9HR (DV6C)	11.10 - 12.18	1560	D	82 kW	909	15
508 SW I (8E_) 1.6 HDi	9HR (DV6C)	02.12 - 12.18	1560	D	84 kW	909	15
508 SW I (8E_) 1.6 HDi	BHX (DV6FC)	09.14 - 12.18	1560	D	85 kW	910	16
508 SW I (8E_) 1.6 THP	5FN (EP6CDT)	11.10 - 12.18	1598	B	110 kW	914	32
508 SW I (8E_) 1.6 THP	5FV (EP6CDT)	11.10 - 12.18	1598	B	115 kW	913	31
508 SW I (8E_) 1.6 THP	5FX (EP6DT)	11.10 - 12.18	1598	B	110 kW	914	32
508 SW I (8E_) 1.6 VTi	5FH (EP6C)	11.10 - 12.18	1598	B	85 kW	914	32
508 SW I (8E_) 1.6 VTi	5FS (EP6C)	11.10 - 12.18	1598	B	88 kW	914	32
508 SW I (8E_) 1.6	5GZ (EP6FDT)	02.12 - 12.18	1598	B	121 kW	914	32
508 SW I (8E_) 2.0 BlueHdi 150	AHX (DW10FD)	04.14 - 12.18	1997	D	110 kW	921	61
508 SW I (8E_) 2.0 BlueHdi 180	AHW (DW10FC)	04.14 - 12.18	1997	D	133 kW	921	61
508 SW I (8E_) 2.0 HDi RXH Hybrid4	RHC (DW10CTED4)	11.10 - 12.18	1997	D	147 kW	921	61
508 SW I (8E_) 2.0 HDi	AHS (DW10FD)	11.10 - 12.18	1997	D	100 kW	921	61
508 SW I (8E_) 2.0 HDi	AHV (DW10FD)	11.10 - 12.18	1997	D	100 kW	921	61
508 SW I (8E_) 2.0 HDi	AHX (DW10FD)	11.10 - 12.18	1997	D	100 kW	921	61
508 SW I (8E_) 2.0 HDi	RHA (DW10CTED4)	11.10 - 12.18	1997	D	103 kW	921	61
508 SW I (8E_) 2.0 HDi	RHF (DW10BTED4)	11.10 - 12.18	1997	D	103 kW	921	61
508 SW I (8E_) 2.0 HDi	RHH (DW10CTED4)	11.10 - 12.18	1997	D	120 kW	921	61
508 SW I (8E_) 2.0 HDi	RHR (DW10BTED4)	11.10 - 12.18	1997	D	100 kW	921	61
508 SW I (8E_) 2.2 HDi	4HL (DW12C)	11.10 - 12.18	2179	D	150 kW	921	58
508 SW II (FC_, FJ_, F4_) 1.5 BlueHdi 130	YHZ (DV5RC)	09.18	1499	D	96 kW	913	29
508 SW II (FC_, FJ_, F4_) 2.0 BlueHdi 160	EHY (DW10FCC)	09.18	1997	D	120 kW	921	61
508 SW II (FC_, FJ_, F4_) 2.0 BlueHdi 180	EHZ (DW10FC)	09.18	1997	D	130 kW	921	61
508 SW II (FC_, FJ_, F4_) PureTech 130	HNS (EB2ADTS)	06.20	1199	B	96 kW	910	17
508 SW Kasten/Kombi (8E_) 1.6 HDi	9HL (DV6C)	03.13 - 12.18	1560	D	84 kW	909	15
508 SW Kasten/Kombi (8E_) 2.0 HDi	RHF (DW10BTED4)	03.13 - 12.18	1997	D	103 kW	921	61
508 SW Kasten/Kombi (8E_) 2.0 HDi	RHH (DW10CTED4)	03.13 - 12.18	1997	D	120 kW	921	61
508 SW Kasten/Kombi (8E_) 2.2 HDi	4HL (DW12C)	11.11	2179	D	150 kW	921	58
604 (561A_) 2.3 TD	147 (XD2S)	09.79 - 12.84	2304	D	59 kW	926	77
604 (561A_) 2.5 TD	152A (XD3T)	08.83 - 12.86	2498	D	66 kW	926	78
605 (6B) 2.0 16V (6BRFV2, 6BRFV9)	RFV (XU10J4R)	01.94 - 05.99	1998	B	99 kW	922	66
605 (6B) 2.0 16V	RFV (XU10J4R)	01.92 - 09.99	1998	B	97 kW	922	66
605 (6B) 2.0 Turbo	RGX (XU10J2TE)	07.91 - 09.99	1998	B	108 kW	922	66
605 (6B) 2.0 Turbo	RGY (XU10J2TE)	01.92 - 09.99	1998	B	104 kW	922	66
605 (6B) 2.0	R5A (XU102C)	06.89 - 09.99	1998	B	84 kW	922	66
605 (6B) 2.0	R6A (XU10J2)	09.89 - 12.92	1998	B	94 kW	922	64
605 (6B) 2.0	RFZ (XU10J2Z)	06.89 - 09.99	1998	B	89 kW	922	66
605 (6B) 2.1 D	P9A (XUD11A)	06.89 - 07.95	2138	D	60 kW	922	64
605 (6B) 2.1 TD 12V	P8C (XUD11BTE)	01.92 - 09.99	2088	D	80 kW	921	60
605 (6B) 2.1 TD 12V	PHZ (XUD11ATE)	01.92 - 09.99	2088	D	80 kW	921	60
605 (6B) 2.1 Turbo Diesel	PHZ (XUD11ATE)	06.89 - 09.99	2088	D	80 kW	921	60
607 (9D, 9U) 2.0 HDi	RHR (DW10BTED4)	09.05 - 07.11	1997	D	100 kW	921	61
607 (9D, 9U) 2.0 HDi	RHZ (DW10ATED)	05.00 - 09.05	1997	D	80 kW	921	61
607 (9D, 9U) 2.0 HDi	RHS (DW10ATED)	03.01 - 09.04	1997	D	79 kW	921	61
607 (9D, 9U) 2.0	RFN (EW10J4)	02.00 - 08.05	1997	B	100 kW	920	57
607 (9D, 9U) 2.2 HDi	4HS (DW12BTED4)	05.06 - 06.10	2179	D	125 kW	921	58
607 (9D, 9U) 2.2 HDi	4HT (DW12BTED4)	05.06 - 06.10	2179	D	125 kW	921	58
607 (9D, 9U) 2.2 HDi	4HX (DW12TED4)	02.00 - 02.06	2179	D	98 kW	921	58
607 (9D, 9U) 2.7 HDi 24V	DT17TED4	12.04 - 07.11	2721	D	150 kW	917	45
806 (221) 1.8	LFW (XU7JP)	07.95 - 08.02	1761	B	73 kW	919	52
806 (221) 1.9 TD	D8B (XUD9TE)	05.97 - 08.02	1905	D	68 kW	918	50
806 (221) 1.9 TD	DHX (XUD9TE)	07.95 - 08.02	1905	D	66 kW	918	50
806 (221) 1.9 TD	DHY (XUD9TE)	05.97 - 08.02	1905	D	68 kW	918	50

			ccm		kw		1	POS
806 (221) 2.0 16V	RFN (EW10J4)	07.00 - 08.02	1997	B	100 kW	920	57	
806 (221) 2.0 16V	RFV (XU10J4R)	05.98 - 09.00	1998	B	97 kW	922	66	
806 (221) 2.0 HDI 16V	RHW (DW10ATED4)	08.99 - 08.02	1997	D	80 kW	921	61	
806 (221) 2.0 HDI	RHZ (DW10ATED)	08.99 - 08.02	1997	D	80 kW	921	61	
806 (221) 2.0 Turbo	RGX (XU10J2TE)	06.94 - 08.02	1998	B	108 kW	922	66	
806 (221) 2.0	RFU (XU10J2)	06.94 - 08.02	1998	B	89 kW	922	66	
806 (221) 2.1 td 12V	P8C (XUD11BTE)	06.96 - 08.99	2088	D	80 kW	921	60	
806 Van (AF_) 2.0 (AFRFNC)	RFN (EW10J4)	05.00 - 02.03	1997	B	100 kW	920	57	
806 Van (AF_) 2.0 (AFRFVC)	RFV (XU10J4R)	05.98 - 09.00	1998	B	97 kW	922	66	
806 Van (AF_) 2.0 (AFRGXC)	RGX (XU10J2TE)	02.97 - 05.00	1998	B	108 kW	922	66	
806 Van (AF_) DT (AFP8CB)	P8C (XUD11BTE)	02.97 - 05.00	2088	D	80 kW	921	60	
806 Van (AF_) HDi (AFRHZC)	RHZ (DW10ATED)	06.99 - 02.03	1997	D	80 kW	921	61	
806 Van (AF_) TD (AFDHXC)	XUD9TE	07.95 - 08.02	1905	D	66 kW	918	50	
807 (EB_) 2.0 16V	RFJ (EW10A)	09.05	1997	B	103 kW	920	57	
807 (EB_) 2.0 HDi	RHD (DW10CTED4)	06.06	1997	D	100 kW	921	61	
807 (EB_) 2.0 HDi	RHD (DW10CTED4)	06.06	1997	D	100 kW	921	61	
807 (EB_) 2.0 HDi	RHR (DW10BTED4)	06.06	1997	D	100 kW	921	61	
807 (EB_) 2.0 HDi	RHR (DW10CB)	06.06	1997	D	100 kW	921	61	
807 (EB_) 2.0 HDi	RHH (DW10CTED4)	06.09	1997	D	120 kW	921	61	
807 (EB_) 2.0 HDi	RHK (DW10UTED4)	02.06	1997	D	88 kW	921	61	
807 (EB_) 2.0 HDi	RHM (DW10ATED4)	06.02 - 05.06	1997	D	79 kW	921	61	
807 (EB_) 2.0 HDi	RHT (DW10ATED4)	06.02 - 05.06	1997	D	79 kW	921	61	
807 (EB_) 2.0 HDi	RHW (DW10ATED4)	06.02 - 05.06	1997	D	79 kW	921	61	
807 (EB_) 2.0 HDi	RHW (DW10ATED4)	06.03	1997	D	80 kW	921	61	
807 (EB_) 2.0	RFN (EW10J4)	06.02	1997	B	100 kW	920	57	
807 (EB_) 2.2 HDi	4HP (DW12BTED4)	06.06	2179	D	120 kW	921	58	
807 (EB_) 2.2 HDi	4HR (DW12BTED4)	06.06	2179	D	120 kW	921	58	
807 (EB_) 2.2 HDi	4HS (DW12BTED4)	06.06 - 06.10	2179	D	125 kW	921	58	
807 (EB_) 2.2 HDi	4HT (DW12BTED4)	06.06 - 06.10	2179	D	125 kW	921	58	
807 (EB_) 2.2 HDi	4HT (DW12BTED4)	06.06	2179	D	120 kW	921	58	
807 (EB_) 2.2 HDi	4HW (DW12ATED4)	06.02	2179	D	94 kW	921	58	
807 (EB_) 2.2 HDi	4HW (DW12TED4)	06.02	2179	D	94 kW	921	58	
807 (EB_) 2.2 HDi	4HW (DW12TED4)	04.04 - 05.06	2179	D	100 kW	921	58	
807 (EB_) 2.2 HDi	4HX (DW12TED4)	06.02	2179	D	94 kW	921	58	
807 (EB_) 2.2 HDi	4HZ (DW12TED4)	04.04 - 05.06	2179	D	100 kW	921	58	
807 Van (EB_) 2.0 HDi (EBRHMEF)	RHM (DW10ATED4)	06.02 - 05.06	1997	D	79 kW	921	61	
807 Van (EB_) 2.0 HDi (EBRHTBF, EBRHWBF)	RHT (DW10ATED4)	04.04 - 05.06	1997	D	80 kW	921	61	
807 Van (EB_) 2.0 HDi (EBRHTBF, EBRHWBF)	RHW (DW10ATED4)	04.04 - 05.06	1997	D	80 kW	921	61	
807 Van (EB_) 2.0 HDi	RHH (DW10CTED4)	05.10	1997	D	120 kW	921	61	
807 Van (EB_) HDi (EB4HWGF)	4HW (DW12TED4)	04.04 - 05.06	2179	D	94 kW	921	58	
BIPPER (AA_) 1.3 HDi 75	199 A9.000	10.10	1248	D	55 kW	906	2	
BIPPER (AA_) 1.3 HDi 75	FHZ (F13DTE5)	10.10	1248	D	55 kW	906	2	
BIPPER (AA_) 1.3 HDi 80 / BlueHdi 80	FHY (F13DTE6)	12.15	1248	D	59 kW	906	2	
BIPPER (AA_) 1.4 HDi	8HS (DV4TED)	02.08	1398	D	50 kW	909	13	
BIPPER (AA_) 1.4	KFV (TU3A)	02.08	1360	B	54 kW	913	28	
BIPPER TEPEE 1.3 HDi 75	199 A9.000	10.10	1248	D	55 kW	906	2	
BIPPER TEPEE 1.3 HDi 75	FHZ (F13DTE5)	10.10	1248	D	55 kW	906	2	
BIPPER TEPEE 1.3 HDi 80	FHY (F13DTE6)	12.15	1248	D	59 kW	906	2	
BIPPER TEPEE 1.4 HDi	8HS (DV4TED)	04.08	1398	D	50 kW	909	13	
BIPPER TEPEE 1.4	KFV (TU3A)	04.08	1360	B	54 kW	913	28	
BOXER Bus (230P) 1.9 D	D9B (XUD9AU)	03.94 - 04.02	1905	D	51 kW	918	48	
BOXER Bus (230P) 1.9 TD 4x4	D8C (XUD9UTF)	07.96 - 04.02	1905	D	68 kW	918	51	
BOXER Bus (230P) 1.9 TD	D8C (XUD9UTF)	03.94 - 04.02	1905	D	68 kW	918	51	
BOXER Bus (230P) 1.9 TD	DHY (XUD9TE)	08.94 - 04.02	1905	D	66 kW	918	50	
BOXER Bus (230P) 2.0 i 4x4	RFW (XU10J2)	08.96 - 04.02	1998	B	80 kW	922	66	
BOXER Bus (230P) 2.0 i	RFW (XU10J2)	03.94 - 04.02	1998	B	80 kW	922	66	
BOXER Bus (230P) 2.5 D 4x4	T9A (DJ5)	07.96 - 04.02	2446	D	63 kW	925	74	
BOXER Bus (230P) 2.5 D	T9A (DJ5)	08.94 - 04.02	2446	D	63 kW	925	74	
BOXER Bus (230P) 2.8 DTIC	8140.43 (F28DT)	10.97 - 09.00	2800	D	90 kW	926	79	
BOXER Bus (230P) 2.8 D	8140.63 (F28D)	01.99 - 02.02	2800	D	64 kW	926	79	
BOXER Bus (230P) 2.8 HDi	8140.43S (F28DTCR)	11.00 - 04.02	2800	D	94 kW	926	79	








BOXER Bus (230P) 2.8 HDi 4x4	8140.43S (F28DTCR)	10.00 - 04.02	2800	D	94 kW	926	79
BOXER Bus (230P) 2.8 HDi Allrad	8140.43S (F28DTCR)	10.00 - 11.01	2800	D	93 kW	926	79
BOXER Bus (230P) 2.8 HDi	8140.43S (F28DTCR)	10.00 - 11.01	2800	D	93 kW	926	79
BOXER Bus (244, Z_) 2.0 HDi	RHV (DW10TD)	12.01 - 06.06	1997	D	62 kW	921	61
BOXER Bus (244, Z_) 2.0 HDi	RHV (DW10UTD)	12.01 - 06.06	1997	D	62 kW	921	61
BOXER Bus (244, Z_) 2.0	RFL (XU10J2U)	12.01 - 06.06	1998	B	81 kW	922	66
BOXER Bus (244, Z_) 2.2 HDi	4HY (DW12UTED)	12.01 - 06.06	2179	D	74 kW	921	58
BOXER Bus (244, Z_) 2.8 HDi 4x4	8140.43S (F28DTCR)	12.01 - 06.06	2800	D	94 kW	926	79
BOXER Bus (244, Z_) 2.8 HDi	8140.43N	04.04 - 06.06	2800	D	107 kW	926	79
BOXER Bus (244, Z_) 2.8 HDi	8140.43S (F28DTCR)	12.01 - 06.06	2800	D	94 kW	926	79
BOXER Bus 2.0 BlueHDi 110	AHM (DW10FUE)	07.15 - 09.19	1997	D	81 kW	921	59
BOXER Bus 2.0 BlueHDi 130	AHN (DW10FUD)	07.15 - 06.22	1997	D	96 kW	921	59
BOXER Bus 2.0 BlueHDi 160	AHP (DW10FUC)	07.15 - 09.19	1997	D	120 kW	921	59
BOXER Bus 2.2 HDi 100	4HV (P22DTE)	04.06	2198	D	74 kW	922	63
BOXER Bus 2.2 HDi 110	4HG (P22DTE)	03.11	2198	D	81 kW	922	63
BOXER Bus 2.2 HDi 120	4HU (P22DTE)	04.06	2198	D	88 kW	922	63
BOXER Bus 2.2 HDi 130	4HH (P22DTE)	03.11	2198	D	96 kW	922	63
BOXER Bus 2.2 HDi 150	4HJ (P22DTE)	03.11	2198	D	110 kW	922	63
BOXER Bus 3.0 HDi 145	F1CE3481N (F30DTE)	04.10	2999	D	107 kW	926	80
BOXER Bus 3.0 HDi 160	F1CE0481D (F30DT)	04.06	2999	D	116 kW	926	80
BOXER Bus 3.0 HDi 175	F1CE0481D (F30DT)	03.11	2999	D	130 kW	926	80
BOXER Bus 3.0 HDi 175	F1CE3481E (F30DTE)	03.11	2999	D	130 kW	926	80
BOXER Bus 3.0 HDi	F1CE0481D (F30DTE)	01.09 - 12.15	2999	D	115 kW	926	80
BOXER Kasten (230L) 1.9 DT 4x4	XUD9TE	03.96 - 09.98	1905	D	66 kW	918	50
BOXER Kasten (230L) 1.9 D	D9B (XUD9AU)	03.94 - 06.03	1905	D	51 kW	918	48
BOXER Kasten (230L) 1.9 D	DJY (XUD9A)	07.99 - 04.02	1905	D	50 kW	918	48
BOXER Kasten (230L) 1.9 TD	D8C (XUD9UTF)	03.94 - 04.02	1905	D	68 kW	918	51
BOXER Kasten (230L) 1.9 TD	XUD9TE	07.99 - 04.02	1905	D	66 kW	918	50
BOXER Kasten (230L) 2.0 4x4	RFW (XU10J2)	03.96 - 09.98	1998	B	80 kW	922	66
BOXER Kasten (230L) 2.0 HDi	RHV (DW10UTD)	08.01 - 04.02	1997	D	62 kW	921	61
BOXER Kasten (230L) 2.0 i	RFW (XU10J2)	06.94 - 04.02	1998	B	80 kW	922	66
BOXER Kasten (230L) 2.5 D 4x4	T9A (DJ5)	07.99 - 04.02	2446	D	63 kW	925	74
BOXER Kasten (230L) 2.5 D	T9A (DJ5)	03.94 - 04.02	2446	D	63 kW	925	74
BOXER Kasten (230L) 2.8 DTiC	8140.43 (F28DT)	10.97 - 09.00	2800	D	90 kW	926	79
BOXER Kasten (230L) 2.8 D	8140.63 (F28D)	01.99 - 02.02	2800	D	64 kW	926	79
BOXER Kasten (230L) 2.8 HDi	8140.43S (F28DTCR)	11.00 - 04.02	2800	D	94 kW	926	79
BOXER Kasten (230L) 2.8 HDi 4x4	8140.43S (F28DTCR)	10.00 - 11.01	2800	D	93 kW	926	79
BOXER Kasten (230L) 2.8 HDi 4x4	8140.43S (F28DTCR)	10.00 - 04.02	2800	D	94 kW	926	79
BOXER Kasten (230L) 2.8 HDi	8140.43S (F28DTCR)	10.00 - 11.01	2800	D	93 kW	926	79
BOXER Kasten (244) 2.0 HDi	RHV (DW10TD)	04.02 - 06.06	1997	D	62 kW	921	61
BOXER Kasten (244) 2.0 HDi	RHV (DW10UTD)	04.02 - 06.06	1997	D	62 kW	921	61
BOXER Kasten (244) 2.0	RFL (XU10J2U)	12.01 - 06.06	1998	B	81 kW	922	66
BOXER Kasten (244) 2.2 HDi	4HY (DW12UTED)	12.01 - 06.06	2179	D	74 kW	921	58
BOXER Kasten (244) 2.8 HDi 4x4	8140.43S (F28DTCR)	12.01 - 06.06	2800	D	94 kW	926	79
BOXER Kasten (244) 2.8 HDi	8140.43N	04.04 - 06.06	2800	D	107 kW	926	79
BOXER Kasten (244) 2.8 HDi	8140.43S (F28DTCR)	12.01 - 06.06	2800	D	94 kW	926	79
BOXER Kasten (244) 2.8 HDi	8140.43S (F28DTCR)	09.05 - 09.09	2800	D	93 kW	926	79
BOXER Kasten 2.0 BlueHDi 110	AHM (DW10FUE)	07.15 - 09.19	1997	D	81 kW	921	59
BOXER Kasten 2.0 BlueHDi 130 4x4	AHN (DW10FUD)	07.15 - 09.19	1997	D	96 kW	921	59
BOXER Kasten 2.0 BlueHDi 130	AHN (DW10FUD)	07.15	1997	D	96 kW	921	59
BOXER Kasten 2.0 BlueHDi 160 4x4	AHP (DW10FUC)	07.15 - 09.19	1997	D	120 kW	921	59
BOXER Kasten 2.0 BlueHDi 160	AHP (DW10FUC)	07.15	1997	D	120 kW	921	59
BOXER Kasten 2.0 FURGÃO	AHN (DW10FUD)	01.19	1997	D	96 kW	921	59
BOXER Kasten 2.2 HDi 100	4HV (P22DTE)	04.06	2198	D	74 kW	922	63
BOXER Kasten 2.2 HDi 110	4HG (P22DTE)	03.11	2198	D	81 kW	922	63
BOXER Kasten 2.2 HDi 120	4HU (P22DTE)	04.06	2198	D	88 kW	922	63
BOXER Kasten 2.2 HDi 130 4x4	4HH (P22DTE)	03.11	2198	D	96 kW	922	63
BOXER Kasten 2.2 HDi 130	4HH (P22DTE)	03.11	2198	D	96 kW	922	63
BOXER Kasten 2.2 HDi 150 4x4	4HJ (P22DTE)	03.11	2198	D	110 kW	922	63
BOXER Kasten 2.2 HDi 150	4HJ (P22DTE)	03.11	2198	D	110 kW	922	63
BOXER Kasten 3.0 HDi 145	F1CE3481N (F30DTE)	04.10	2999	D	107 kW	926	80
BOXER Kasten 3.0 HDi 160	F1CE0481D (F30DT)	04.06	2999	D	116 kW	926	80

			ccm		kw		1 POS
BOXER Kasten 3.0 HDi 175	F1CE0481D (F30DT)	03.11	2999	D	130 kW	926	80
BOXER Kasten 3.0 HDi 175	F1CE3481E (F30DTE)	03.11	2999	D	130 kW	926	80
BOXER Kasten 3.0 HDi	F1CE0481D (F30DT)	07.06	2999	D	115 kW	926	80
BOXER Pritsche/Fahrgestell (244) 2.0 HDi	RHV (DW10TD)	12.01 - 06.06	1997	D	62 kW	921	61
BOXER Pritsche/Fahrgestell (244) 2.0 HDi	RHV (DW10UTD)	12.01 - 06.06	1997	D	62 kW	921	61
BOXER Pritsche/Fahrgestell (244) 2.2 HDi	4HY (DW12UTED)	12.01 - 06.06	2179	D	74 kW	921	58
BOXER Pritsche/Fahrgestell (244) 2.8 HDi 4x4	8140.43S (F28DTCR)	12.01 - 06.06	2800	D	94 kW	926	79
BOXER Pritsche/Fahrgestell (244) 2.8 HDi	8140.43N	04.04 - 06.06	2800	D	107 kW	926	79
BOXER Pritsche/Fahrgestell (244) 2.8 HDi	8140.43S (F28DTCR)	12.01 - 06.06	2800	D	94 kW	926	79
BOXER Pritsche/Fahrgestell (244) 2.8 TD	8140.43 (F28DT)	12.01 - 03.05	2800	D	90 kW	926	79
BOXER Pritsche/Fahrgestell (ZCT_) 1.9 D	D8C (XUD9AU)	03.94 - 04.02	1905	D	51 kW	918	48
BOXER Pritsche/Fahrgestell (ZCT_) 1.9 D	DJY (XUD9A)	03.94 - 04.02	1905	D	51 kW	918	48
BOXER Pritsche/Fahrgestell (ZCT_) 1.9 TD	D8C (XUD9UTF)	07.94 - 04.02	1905	D	68 kW	918	51
BOXER Pritsche/Fahrgestell (ZCT_) 1.9 TD	DHY (XUD9TE)	06.94 - 04.02	1905	D	66 kW	918	50
BOXER Pritsche/Fahrgestell (ZCT_) 1.9 TD	XUD9TE	07.94 - 04.02	1905	D	68 kW	918	50
BOXER Pritsche/Fahrgestell (ZCT_) 1.9 TD	XUD9TE	06.94 - 04.02	1905	D	66 kW	918	50
BOXER Pritsche/Fahrgestell (ZCT_) 2.0 i	RFW (XU10J2)	06.94 - 04.02	1998	B	80 kW	922	66
BOXER Pritsche/Fahrgestell (ZCT_) 2.0	RFL (XU10J2U)	12.01 - 04.02	1998	B	81 kW	922	66
BOXER Pritsche/Fahrgestell (ZCT_) 2.5 D 4x4	T9A (DJ5)	07.99 - 04.02	2446	D	63 kW	925	74
BOXER Pritsche/Fahrgestell (ZCT_) 2.5 D	T9A (DJ5)	03.94 - 04.02	2446	D	63 kW	925	74
BOXER Pritsche/Fahrgestell (ZCT_) 2.8 D	8140.63 (F28D)	01.99 - 02.02	2800	D	64 kW	926	79
BOXER Pritsche/Fahrgestell (ZCT_) 2.8 HDi	8140.43S (F28DTCR)	11.00 - 04.02	2800	D	94 kW	926	79
BOXER Pritsche/Fahrgestell (ZCT_) 2.8 HDi Allrad	8140.43S (F28DTCR)	10.00 - 11.01	2800	D	93 kW	926	79
BOXER Pritsche/Fahrgestell (ZCT_) 2.8 HDi	8140.43S (F28DTCR)	10.00 - 11.01	2800	D	93 kW	926	79
BOXER Pritsche/Fahrgestell 2.0 BlueHDi 110	AHM (DW10FUE)	07.15 - 09.19	1997	D	81 kW	921	59
BOXER Pritsche/Fahrgestell 2.0 BlueHDi 130	AHN (DW10FUD)	07.15 - 09.19	1997	D	96 kW	921	59
BOXER Pritsche/Fahrgestell 2.0 BlueHDi 160	AHP (DW10FUC)	07.15	1997	D	120 kW	921	59
BOXER Pritsche/Fahrgestell 2.2 HDi 100	4HV (P22DTE)	04.06	2198	D	74 kW	922	63
BOXER Pritsche/Fahrgestell 2.2 HDi 110	4HG (P22DTE)	03.11	2198	D	81 kW	922	63
BOXER Pritsche/Fahrgestell 2.2 HDi 120	4HU (P22DTE)	04.06	2198	D	88 kW	922	63
BOXER Pritsche/Fahrgestell 2.2 HDi 130	4HH (P22DTE)	03.11	2198	D	96 kW	922	63
BOXER Pritsche/Fahrgestell 2.2 HDi 130	4HH (P22DTE)	03.11	2198	D	96 kW	922	63
BOXER Pritsche/Fahrgestell 2.2 HDi 150	4HJ (P22DTE)	03.11	2198	D	110 kW	922	63
BOXER Pritsche/Fahrgestell 2.2 HDi 150	4HJ (P22DTE)	03.11	2198	D	110 kW	922	63
BOXER Pritsche/Fahrgestell 3.0 HDi 145	F1CE3481N (F30DTE)	04.10	2999	D	107 kW	926	80
BOXER Pritsche/Fahrgestell 3.0 HDi 160	F1CE0481D (F30DT)	04.06	2999	D	116 kW	926	80
BOXER Pritsche/Fahrgestell 3.0 HDi 175	F1CE0481D (F30DT)	03.11	2999	D	130 kW	926	80
BOXER Pritsche/Fahrgestell 3.0 HDi 175	F1CE3481E (F30DTE)	03.11	2999	D	130 kW	926	80
BOXER Pritsche/Fahrgestell 3.0 HDi	F1CE0481D (F30DT)	04.06	2999	D	115 kW	926	80
EXPERT (224_) 1.8	LFZ (XU7JP)	10.96 - 09.00	1761	B	74 kW	919	52
EXPERT (224_) 1.9 D	D9B (XUD9AU)	02.96 - 12.98	1905	D	51 kW	918	48
EXPERT (224_) 1.9 D	WJY (DW8B)	06.98 - 12.06	1868	D	51 kW	917	46
EXPERT (224_) 1.9 D	WJZ (DW8)	06.98 - 12.06	1868	D	51 kW	917	46
EXPERT (224_) 1.9 D	XUD9TE	10.95 - 05.98	1905	D	69 kW	918	50
EXPERT (224_) 1.9 TD	D8B (XUD9TE)	02.96 - 05.98	1905	D	68 kW	918	50
EXPERT (224_) 1.9 TD	DHX (XUD9TE)	02.96 - 09.00	1905	D	66 kW	918	50
EXPERT (224_) 2.0 HDi 16V	RHW (DW10ATED4)	07.00 - 12.06	1997	D	80 kW	921	61
EXPERT (224_) 2.0 HDi	RHZ (DW10ATED)	07.00 - 12.06	1997	D	80 kW	921	61
EXPERT (224_) 2.0 HDi	RHZ (DW10BTED)	07.00 - 12.06	1997	D	80 kW	921	61
EXPERT (224_) 2.0 HDi	RHZ (DW10BTED+)	07.00 - 12.06	1997	D	80 kW	921	61
EXPERT (224_) 2.0 HDi	RHZ (DW10CTED)	07.00 - 12.06	1997	D	80 kW	921	61
EXPERT (224_) 2.0 HDi	RHX (DW10BTED)	10.00 - 10.06	1997	D	69 kW	921	61
EXPERT (224_) 2.0	RFN (EW10J4)	07.00 - 12.06	1997	B	100 kW	920	57
EXPERT Bus (V_) 1.5 BlueHDi 100	YHR (DV5RUCd)	06.18	1499	D	75 kW	913	29
EXPERT Bus (V_) 1.5 BlueHDi 120	YHV (DV5RUC)	06.18	1499	D	88 kW	913	29
EXPERT Bus (V_) 1.6 BlueHDi 115	BHX (DV6FCU)	04.16	1560	D	85 kW	909	15
EXPERT Bus (V_) 1.6 BlueHDi 95	BHS (DV6FDU)	04.16	1560	D	70 kW	909	15
EXPERT Bus (V_) 1.6 BlueHDi 95	BHV (DV6FDU)	04.16	1560	D	70 kW	909	15
EXPERT Bus (V_) 2.0 BlueHDi 120	AHK (DW10FE)	09.19	1997	D	90 kW	921	58
EXPERT Bus (V_) 2.0 BlueHDi 150	AHX (DW10FD)	04.16	1997	D	110 kW	921	61
EXPERT Bus (V_) 2.0 BlueHDi 180	AHH (DW10FC)	04.16	1997	D	130 kW	921	61
EXPERT Bus (V_) 2.0 BlueHDi 180	EHZ (DW10FDCU)	04.16	1997	D	130 kW	921	58








EXPERT Kasten (222) 1.8	LFZ (XU7JP)	10.96 - 09.00	1761	B	74 kW	919	52
EXPERT Kasten (222) 1.9 D 70	WJY (DW8B)	12.98 - 12.06	1868	D	51 kW	917	46
EXPERT Kasten (222) 1.9 D 70	WJZ (DW8)	12.98 - 12.06	1868	D	51 kW	917	46
EXPERT Kasten (222) 1.9 D	D9B (XUD9AU)	02.96 - 12.98	1905	D	51 kW	918	48
EXPERT Kasten (222) 1.9 TD	D8B (XUD9TE)	02.96 - 05.98	1905	D	68 kW	918	50
EXPERT Kasten (222) 1.9 TD	DHX (XUD9TE)	02.96 - 09.00	1905	D	66 kW	918	50
EXPERT Kasten (222) 2.0 HDi	RHW (DW10ATED4)	07.00 - 12.06	1997	D	80 kW	921	61
EXPERT Kasten (222) 2.0 HDi	RHX (DW10BTED)	07.00 - 03.08	1997	D	69 kW	921	61
EXPERT Kasten (222) 2.0 HDi	RHZ (DW10ATED)	07.00 - 12.06	1997	D	80 kW	921	61
EXPERT Kasten (222) 2.0 HDi	RHZ (DW10BTED)	07.00 - 12.06	1997	D	80 kW	921	61
EXPERT Kasten (222) 2.0 HDi	RHZ (DW10BTED+)	07.00 - 12.06	1997	D	80 kW	921	61
EXPERT Kasten (222) 2.0 HDi	RHZ (DW10CTED)	07.00 - 12.06	1997	D	80 kW	921	61
EXPERT Kasten (222) 2.0	RFN (EW10J4)	09.02 - 12.06	1997	B	100 kW	920	57
EXPERT Kasten (VF3A_, VF3U_, VF3X_) 1.6 HDi 90 16V	9HU (DV6UTED4)	01.07	1560	D	66 kW	909	15
EXPERT Kasten (VF3A_, VF3U_, VF3X_) 1.6 HDi 90 8V	9HH (DV6DUM)	01.07	1560	D	66 kW	909	15
EXPERT Kasten (VF3A_, VF3U_, VF3X_) 1.6 HDi 90 8V	9HM (DV6UC)	01.07	1560	D	66 kW	909	15
EXPERT Kasten (VF3A_, VF3U_, VF3X_) 2.0 16V	RFH (EW10A)	01.07	1997	B	103 kW	920	57
EXPERT Kasten (VF3A_, VF3U_, VF3X_) 2.0 16V	RFJ (EW10A)	01.07	1997	B	103 kW	920	57
EXPERT Kasten (VF3A_, VF3U_, VF3X_) 2.0 HDi 120 4x4	RHK (DW10UTED4)	01.10	1997	D	88 kW	921	61
EXPERT Kasten (VF3A_, VF3U_, VF3X_) 2.0 HDi 120	RHK (DW10UTED4)	01.07	1997	D	88 kW	921	61
EXPERT Kasten (VF3A_, VF3U_, VF3X_) 2.0 HDi 130 4x4	AHZ (DW10CD)	01.12 - 03.16	1997	D	94 kW	921	61
EXPERT Kasten (VF3A_, VF3U_, VF3X_) 2.0 HDi 130	AHZ (DW10CD)	03.11	1997	D	94 kW	921	61
EXPERT Kasten (VF3A_, VF3U_, VF3X_) 2.0 HDi 140	RHR (DW10BTED4)	01.07	1997	D	100 kW	921	61
EXPERT Kasten (VF3A_, VF3U_, VF3X_) 2.0 HDi 165	RHH (DW10CTED4)	09.09	1997	D	120 kW	921	61
EXPERT Kasten (V_) 1.5 BlueHDi 100	YHR (DV5RUCd)	06.18	1499	D	75 kW	913	29
EXPERT Kasten (V_) 1.5 BlueHDi 120	YHV (DV5RUC)	06.18	1499	D	88 kW	913	29
EXPERT Kasten (V_) 1.6 BlueHDi 115	BHX (DV6FCU)	04.16	1560	D	85 kW	909	15
EXPERT Kasten (V_) 1.6 BlueHDi 95	BHV (DV6FDU)	04.16	1560	D	70 kW	909	15
EXPERT Kasten (V_) 2.0 BlueHDi 120 4x4	AHK (DW10FE)	04.16	1997	D	90 kW	921	58
EXPERT Kasten (V_) 2.0 BlueHDi 120	AHJ (DW10FE)	04.16	1997	D	90 kW	921	61
EXPERT Kasten (V_) 2.0 BlueHDi 120	AHK (DW10FE)	04.16	1997	D	90 kW	921	58
EXPERT Kasten (V_) 2.0 BlueHDi 150 4x4	AHX (DW10FD)	04.16	1997	D	110 kW	921	61
EXPERT Kasten (V_) 2.0 BlueHDi 150	AHX (DW10FD)	04.16	1997	D	110 kW	921	61
EXPERT Kasten (V_) 2.0 BlueHDi 180	AHH (DW10FC)	04.16	1997	D	130 kW	921	61
EXPERT Kasten (V_) 2.0 BlueHDi 180	EHZ (DW10FDCU)	04.16	1997	D	130 kW	921	58
EXPERT Pritsche/Fahrgestell (223) 1.9 D	D9B (XUD9AU)	02.96 - 12.98	1905	D	51 kW	918	48
EXPERT Pritsche/Fahrgestell (223) 1.9 D	WJY (DW8B)	06.98 - 09.01	1868	D	51 kW	917	46
EXPERT Pritsche/Fahrgestell (223) 1.9 D	WJZ (DW8)	06.98 - 09.01	1868	D	51 kW	917	46
EXPERT Pritsche/Fahrgestell (223) 1.9 TD	D8B (XUD9TE)	02.96 - 05.98	1905	D	68 kW	918	50
EXPERT Pritsche/Fahrgestell (223) 1.9 TD	DHX (XUD9TE)	02.96 - 09.00	1905	D	66 kW	918	50
EXPERT Pritsche/Fahrgestell (223) 2.0 HDi	RHW (DW10ATED4)	10.00 - 10.06	1997	D	80 kW	921	61
EXPERT Pritsche/Fahrgestell (223) 2.0 HDi	RHX (DW10BTED)	10.00 - 10.06	1997	D	69 kW	921	61
EXPERT Pritsche/Fahrgestell (V_) 1.6 BlueHDi 95	BHV (DV6FDU)	09.16	1560	D	70 kW	909	15
EXPERT Pritsche/Fahrgestell (V_) 2.0 BlueHDi 120	AHK (DW10FE)	09.16	1997	D	90 kW	921	58
EXPERT Pritsche/Fahrgestell (V_) 2.0 BlueHDi 150	AHX (DW10FD)	09.16	1997	D	110 kW	921	61
EXPERT Pritsche/Fahrgestell 1.6 HDi 90 16V	9HU (DV6UTED4)	01.07	1560	D	66 kW	909	15
EXPERT Pritsche/Fahrgestell 1.6 HDi 90 8V	9HH (DV6DUM)	01.07	1560	D	66 kW	909	15
EXPERT Pritsche/Fahrgestell 1.6 HDi 90 8V	9HM (DV6UC)	01.07	1560	D	66 kW	909	15
EXPERT Pritsche/Fahrgestell 2.0 HDi 120	RHK (DW10UTED4)	01.07	1997	D	88 kW	921	61
EXPERT Pritsche/Fahrgestell 2.0 HDi 130	AHZ (DW10CD)	03.11	1997	D	94 kW	921	61
EXPERT Pritsche/Fahrgestell 2.0 HDi 140	RHR (DW10BTED4)	01.07	1997	D	100 kW	921	61
EXPERT Pritsche/Fahrgestell 2.0 HDi 165	RHH (DW10CTED4)	09.09	1997	D	120 kW	921	61
EXPERT TEPEE (VF3X_) 1.6 HDi 90 16V	9HU (DV6UTED4)	01.07 - 03.16	1560	D	66 kW	909	15
EXPERT TEPEE (VF3X_) 1.6 HDi 90 8V	9HH (DV6DUM)	01.07 - 03.16	1560	D	66 kW	909	15
EXPERT TEPEE (VF3X_) 1.6 HDi 90 8V	9HM (DV6UC)	01.07 - 03.16	1560	D	66 kW	909	15
EXPERT TEPEE (VF3X_) 2.0 16V	RFH (EW10A)	01.07 - 03.16	1997	B	103 kW	920	57
EXPERT TEPEE (VF3X_) 2.0 16V	RFJ (EW10A)	01.07 - 03.16	1997	B	103 kW	920	57
EXPERT TEPEE (VF3X_) 2.0 HDi 100	AHY (DW10CE)	03.11 - 03.16	1997	D	72 kW	921	61
EXPERT TEPEE (VF3X_) 2.0 HDi 120 4x4	RHK (DW10UTED4)	01.07 - 03.16	1997	D	88 kW	921	61
EXPERT TEPEE (VF3X_) 2.0 HDi 120	RHK (DW10UTED4)	01.07 - 03.16	1997	D	88 kW	921	61
EXPERT TEPEE (VF3X_) 2.0 HDi 130 4x4	AHZ (DW10CD)	03.11 - 03.16	1997	D	94 kW	921	61
EXPERT TEPEE (VF3X_) 2.0 HDi 130	AHZ (DW10CD)	03.11	1997	D	94 kW	921	61








			ccm		kw		1	POS
EXPERT TEPEE (VF3X_) 2.0 HDi 140	RHR (DW10BTEd4)	01.07	1997	D	100 kW	921	61	
EXPERT TEPEE (VF3X_) 2.0 HDi 165	RHH (DW10CTED4)	09.09	1997	D	120 kW	921	61	
HOGGAR 1.4 Flex	KFV (TU3A)	05.10 - 12.15	1360	B/E	60 kW	913	28	
HOGGAR 1.4 Flex	KFW (TU3JP)	05.10 - 12.15	1360	B/E	60 kW	911	19	
HOGGAR 1.6 Flex	NFU (TU5JP4)	05.10 - 12.14	1587	B/E	83 kW	916	40	
HOGGAR 1.6	NFU (TU5JP4)	05.10	1587	B	81 kW	916	40	
HOGGAR 1.6	NFU (TU5JP4)	05.10	1587	B	78 kW	916	40	
J5 Bus (280P) 2.0 Super 4x4	XN1P	09.81 - 08.90	1971	B	58 kW	924	70	
J5 Bus (280P) 2.0	170 (XN1T)	01.83 - 09.90	1971	B	58 kW	924	71	
J5 Bus (280P) 2.0	170B (XN1T)	09.81 - 09.90	1971	B	55 kW	924	70	
J5 Bus (280P) 2.5 DT	CRD93L	01.86 - 08.90	2498	D	70 kW	925	75	
J5 Bus (280P) 2.5 D	CRD93 (PSA)	09.81 - 09.90	2500	D	54 kW	925	75	
J5 Bus (290P) 1.9 D	D9B (XUD9A)	10.90 - 02.94	1905	D	51 kW	918	48	
J5 Bus (290P) 2.0	170D (XN1TACP)	10.90 - 02.94	1971	B	62 kW	924	71	
J5 Bus (290P) 2.5 D 4x4	CRD93 (PSA)	10.90 - 02.94	2500	D	54 kW	925	75	
J5 Bus (290P) 2.5 D	CRD93 (PSA)	10.90 - 02.94	2500	D	54 kW	925	75	
J5 Bus (290P) 2.5 TD 4x4	CRD93LS (U25/673)	10.90 - 02.94	2500	D	70 kW	926	76	
J5 Bus (290P) 2.5 TD	CRD93LS (U25/673)	10.90 - 02.94	2500	D	70 kW	926	76	
J5 Kasten (280L) 1.8	169B (XM7T)	01.83 - 11.88	1796	B	51 kW	920	54	
J5 Kasten (280L) 1.9 D	D9B (XUD9A)	09.87 - 08.90	1905	D	51 kW	918	48	
J5 Kasten (280L) 1.9 D	XUD9	09.87 - 08.90	1905	D	51 kW	918	48	
J5 Kasten (280L) 2.0	XN1P	09.81 - 08.90	1971	B	58 kW	924	70	
J5 Kasten (280L) 2.0	XN1T	09.87 - 08.90	1971	B	55 kW	924	71	
J5 Kasten (280L) 2.5 DT Allrad	CRD93L	09.81 - 08.90	2498	D	70 kW	925	75	
J5 Kasten (280L) 2.5 DT	CRD93LS (U25/673)	09.81 - 08.90	2500	D	70 kW	926	76	
J5 Kasten (280L) 2.5 DT	CRD93L	09.81 - 08.90	2498	D	70 kW	925	75	
J5 Kasten (280L) 2.5 D	CRD93	09.81 - 08.90	2498	D	54 kW	925	75	
J5 Kasten (290L) 1.8	169B (XM7T)	09.90 - 01.94	1796	B	51 kW	920	54	
J5 Kasten (290L) 1.9 D	D9B (XUD9A)	10.90 - 03.94	1905	D	51 kW	918	48	
J5 Kasten (290L) 2.0	170D (XN1TACP)	09.90 - 01.94	1971	B	62 kW	924	71	
J5 Kasten (290L) 2.0	XN1TA	09.90 - 01.94	1971	B	62 kW	924	71	
J5 Kasten (290L) 2.5 D 4x4	CRD93 (PSA)	10.90 - 03.94	2500	D	54 kW	925	75	
J5 Kasten (290L) 2.5 DT	CRD93L	09.90 - 01.94	2498	D	70 kW	925	75	
J5 Kasten (290L) 2.5 D	CRD93	09.90 - 01.94	2498	D	54 kW	925	75	
J5 Kasten (290L) 2.5 TD 4x4	CRD93LS (U25/673)	10.90 - 03.94	2500	D	70 kW	926	76	
J5 Pritsche/Fahrgestell (280L) 1.8	169B (XM7T)	09.81 - 08.90	1796	B	51 kW	920	54	
J5 Pritsche/Fahrgestell (280L) 2.0	170 (XN1T)	01.83 - 11.88	1971	B	58 kW	924	71	
J5 Pritsche/Fahrgestell (280L) 2.0	170B (XN1T)	01.86 - 11.88	1971	B	55 kW	924	70	
J5 Pritsche/Fahrgestell (280L) 2.5 D 4x4	CRD93	09.81 - 08.90	2498	D	54 kW	925	75	
J5 Pritsche/Fahrgestell (280L) 2.5 DT	CRD93L	09.81 - 08.90	2498	D	70 kW	925	75	
J5 Pritsche/Fahrgestell (280L) 2.5 D	CRD93 (PSA)	09.81 - 09.90	2500	D	54 kW	925	75	
J5 Pritsche/Fahrgestell (290L) 1.9 D	D9B (XUD9A)	10.90 - 02.94	1905	D	51 kW	918	48	
J5 Pritsche/Fahrgestell (290L) 2.0	170D (XN1TACP)	10.90 - 02.94	1971	B	62 kW	924	71	
J5 Pritsche/Fahrgestell (290L) 2.5 D 4x4	CRD93 (PSA)	10.90 - 02.94	2500	D	54 kW	925	75	
J5 Pritsche/Fahrgestell (290L) 2.5 D	CRD93 (PSA)	10.90 - 02.94	2500	D	54 kW	925	75	
J5 Pritsche/Fahrgestell (290L) 2.5 TD 4x4	CRD93LS (U25/673)	10.90 - 02.94	2500	D	70 kW	926	76	
J5 Pritsche/Fahrgestell (290L) 2.5 TD	CRD93LS (U25/673)	10.90 - 02.94	2500	D	70 kW	926	76	
J7 Bus 1.6	XC5P	08.68 - 07.70	1618	B	50 kW	920	55	
J7 Bus 1.6	XC7P	07.70 - 03.80	1618	B	44 kW	919	53	
J7 Bus 1.8	XM7P	07.70 - 03.80	1796	B	48 kW	920	55	
J7 Bus 1.9 D	XDP 88	08.68 - 07.78	1946	D	40 kW	923	69	
J7 Bus 2.1 D	XDP 90	08.68 - 07.77	2112	D	42 kW	925	73	
J7 Bus 2.3 D	XD2P94	07.77 - 03.80	2304	D	49 kW	926	78	
J7 Kasten 1.5	XB5P	08.68 - 07.70	1468	B	61 kW	917	44	
J7 Kasten 1.6	XC5P	08.68 - 03.80	1618	B	50 kW	920	55	
J7 Kasten 1.6	XC7P	08.68 - 03.80	1618	B	44 kW	919	53	
J7 Kasten 1.8	XM7P	07.70 - 03.80	1796	B	48 kW	920	55	
J7 Kasten 1.9 D	XDP 88	08.68 - 07.78	1946	D	40 kW	923	69	
J7 Kasten 2.1 D	XDP 90	08.68 - 07.77	2112	D	42 kW	925	73	
J7 Kasten 2.3 D	XD2P94	07.77 - 03.80	2304	D	49 kW	926	78	
J7 Pritsche/Fahrgestell 1.6	XC5P	08.68 - 07.70	1618	B	50 kW	920	55	
J7 Pritsche/Fahrgestell 1.6	XC7P	07.70 - 03.80	1618	B	44 kW	919	53	




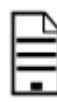






J7 Pritsche/Fahrgestell 1.8	XM7P	07.70 - 03.80	1796	B	48 kW	920	55
J7 Pritsche/Fahrgestell 1.9 D	XDP 88	08.68 - 07.78	1946	D	40 kW	923	69
J7 Pritsche/Fahrgestell 2.1 D	XDP 90	08.68 - 07.77	2112	D	42 kW	925	73
J7 Pritsche/Fahrgestell 2.3 D	XD2P94	07.77 - 03.80	2304	D	49 kW	926	78
J9 Bus 2.0	XN1P	03.80 - 06.87	1971	B	57 kW	924	70
J9 Bus 2.3 D	XD2PX94	03.80 - 07.82	2304	D	49 kW	926	78
J9 Bus 2.5 D	XD3P	08.82 - 06.87	2498	D	53 kW	926	78
J9 Kasten 1.6	XC7P	03.80 - 06.87	1618	B	44 kW	919	53
J9 Kasten 2.0	XN1P	03.80 - 06.87	1971	B	57 kW	924	70
J9 Kasten 2.1 D	XDP X90	03.80 - 06.87	2112	D	41 kW	925	72
J9 Kasten 2.3 D	XD2PX94	03.80 - 07.82	2304	D	49 kW	926	78
J9 Kasten 2.5 D	XD3P	07.82 - 06.87	2498	D	53 kW	926	78
J9 Pritsche/Fahrgestell 2.0	XN1P	03.80 - 06.87	1971	B	57 kW	924	70
J9 Pritsche/Fahrgestell 2.3 D	XD2PX94	03.80 - 07.82	2304	D	49 kW	926	78
J9 Pritsche/Fahrgestell 2.5 D	XD3P	07.82 - 06.87	2498	D	53 kW	926	78
PARTNER Großraumlimousine (5_, G_) 1.1	HDZ (TU1M)	06.96 - 10.02	1124	B	44 kW	908	10
PARTNER Großraumlimousine (5_, G_) 1.1	HFX (TU1JP)	06.96 - 10.02	1124	B	44 kW	907	6
PARTNER Großraumlimousine (5_, G_) 1.4	KFV (TU3JP)	10.05 - 07.08	1360	B	48 kW	910	18
PARTNER Großraumlimousine (5_, G_) 1.4	KFW (TU3A)	06.96 - 12.15	1360	B	55 kW	911	20
PARTNER Großraumlimousine (5_, G_) 1.4	KFW (TU3JP)	06.96 - 12.15	1360	B	55 kW	911	19
PARTNER Großraumlimousine (5_, G_) 1.4	KFW (TU3JP)	11.02 - 10.06	1360	B	54 kW	911	19
PARTNER Großraumlimousine (5_, G_) 1.4	KFX (TU3JP)	06.96 - 12.15	1360	B	55 kW	911	19
PARTNER Großraumlimousine (5_, G_) 1.4	TU32	06.96 - 12.15	1360	B	55 kW	911	21
PARTNER Großraumlimousine (5_, G_) 1.6 16V	NFU (TU5JP4)	07.01 - 03.08	1587	B	80 kW	916	40
PARTNER Großraumlimousine (5_, G_) 1.6 16V	NFU (TU5JP4)	09.00 - 12.15	1587	B	81 kW	916	40
PARTNER Großraumlimousine (5_, G_) 1.6 Flexfuel	NFU (TU5JP4)	08.00 - 10.02	1587	B/E	80 kW	916	40
PARTNER Großraumlimousine (5_, G_) 1.6 HDI 92	9HJ (DV6DTEDM)	11.09 - 12.10	1560	D	68 kW	909	15
PARTNER Großraumlimousine (5_, G_) 1.6 HDI 92	9HP (DV6DTEd)	11.09 - 12.10	1560	D	68 kW	909	15
PARTNER Großraumlimousine (5_, G_) 1.6 HDi 75	9HW (DV6BTED4)	08.05 - 07.08	1560	D	55 kW	909	15
PARTNER Großraumlimousine (5_, G_) 1.6 HDi 90	9HX (DV6ATED4)	08.05 - 12.15	1560	D	66 kW	909	15
PARTNER Großraumlimousine (5_, G_) 1.8	LFX (XU7JB)	05.97 - 08.03	1761	B	66 kW	919	52
PARTNER Großraumlimousine (5_, G_) 1.9 D 4x4	WJY (DW8B)	04.04 - 08.05	1868	D	51 kW	917	46
PARTNER Großraumlimousine (5_, G_) 1.9 D	DJY (XUD9A)	06.96 - 12.02	1905	D	50 kW	918	48
PARTNER Großraumlimousine (5_, G_) 1.9 D	WJY (DW8B)	02.98 - 12.13	1868	D	51 kW	917	46
PARTNER Großraumlimousine (5_, G_) 1.9 D	WJZ (DW8)	02.98 - 12.13	1868	D	51 kW	917	46
PARTNER Großraumlimousine (5_, G_) 1.9 D	XUD9	05.96 - 12.98	1905	D	51 kW	918	48
PARTNER Großraumlimousine (5_, G_) 2.0 HDI	RHY (DW10TD)	10.99 - 07.08	1997	D	66 kW	921	61
PARTNER Großraumlimousine (5_, G_) 2.0 HDi 4x4	RHY (DW10TD)	04.04 - 08.05	1997	D	66 kW	921	61
PARTNER Kasten/Großraumlimousine (5_, G_) 1.1	HDZ (TU1M)	06.96 - 09.05	1124	B	44 kW	908	10
PARTNER Kasten/Großraumlimousine (5_, G_) 1.4 BiFuel	KFW (TU3JP)	04.03 - 10.06	1360	B/G	55 kW	911	19
PARTNER Kasten/Großraumlimousine (5_, G_) 1.4	KFV (TU3A)	11.02 - 10.06	1360	B	54 kW	913	28
PARTNER Kasten/Großraumlimousine (5_, G_) 1.4	KFW (TU3A)	06.96 - 12.15	1360	B	55 kW	911	20
PARTNER Kasten/Großraumlimousine (5_, G_) 1.4	KFX (TU3JP)	06.96 - 12.15	1360	B	55 kW	911	19
PARTNER Kasten/Großraumlimousine (5_, G_) 1.4	TU32	06.96 - 12.15	1360	B	55 kW	911	21
PARTNER Kasten/Großraumlimousine (5_, G_) 1.6 Bioflex	NFU (TU5JP4)	09.00 - 10.02	1587	B/E	80 kW	916	40
PARTNER Kasten/Großraumlimousine (5_, G_) 1.6 HDI 92	9HJ (DV6DTEDM)	11.09 - 12.10	1560	D	68 kW	909	15
PARTNER Kasten/Großraumlimousine (5_, G_) 1.6 HDI 92	9HP (DV6DTEd)	11.09 - 12.10	1560	D	68 kW	909	15
PARTNER Kasten/Großraumlimousine (5_, G_) 1.6 HDi 75	9HK (DV6ETEDM)	08.05 - 07.08	1560	D	55 kW	909	15
PARTNER Kasten/Großraumlimousine (5_, G_) 1.6 HDi 75	9HW (DV6BTED4)	08.05 - 07.08	1560	D	55 kW	909	15
PARTNER Kasten/Großraumlimousine (5_, G_) 1.6 HDi 90	9HX (DV6ATED4)	08.05 - 12.15	1560	D	66 kW	909	15
PARTNER Kasten/Großraumlimousine (5_, G_) 1.6	NFU (TU5JP4)	09.00 - 06.10	1587	B	80 kW	916	40
PARTNER Kasten/Großraumlimousine (5_, G_) 1.8 D	A9A (XUD7)	06.96 - 12.02	1769	D	43 kW	916	41
PARTNER Kasten/Großraumlimousine (5_, G_) 1.8 D	A9A (XUD7)	11.96 - 02.98	1769	D	44 kW	916	41
PARTNER Kasten/Großraumlimousine (5_, G_) 1.8	LFX (XU7JB)	03.97 - 12.03	1761	B	66 kW	919	52
PARTNER Kasten/Großraumlimousine (5_, G_) 1.9 D 4x4	WJY (DW8B)	04.04 - 07.11	1868	D	51 kW	917	46
PARTNER Kasten/Großraumlimousine (5_, G_) 1.9 D	DJY (XUD9A)	06.96 - 12.02	1905	D	51 kW	918	48
PARTNER Kasten/Großraumlimousine (5_, G_) 1.9 D	DJY (XUD9A)	06.96 - 12.98	1905	D	50 kW	918	48
PARTNER Kasten/Großraumlimousine (5_, G_) 1.9 D	WJY (DW8B)	06.96 - 12.15	1868	D	51 kW	917	46
PARTNER Kasten/Großraumlimousine (5_, G_) 1.9 D	WJZ (DW8)	06.96 - 12.15	1868	D	51 kW	917	46
PARTNER Kasten/Großraumlimousine (5_, G_) 2.0 HDi 4x4	RHY (DW10TD)	04.04 - 08.05	1997	D	66 kW	921	61
PARTNER Kasten/Großraumlimousine (5_, G_) 2.0 HDi	RHY (DW10TD)	04.00 - 07.08	1997	D	66 kW	921	61
PARTNER Kasten/Großraumlimousine (K9) 1.2 PureTech 110	HNP (EB2ADT)	07.19	1199	B	81 kW	910	17

			ccm		kw		1 POS
PARTNER Kasten/Großraumlimousine (K9) 1.2 PureTech 130	HNS (EB2ADTS)	07.19	1199	B	96 kW	910	17
PARTNER Kasten/Großraumlimousine (K9) 1.5 BlueHDI 130 4x4	YHZ (DV5RC)	09.18	1499	D	96 kW	913	29
PARTNER Kasten/Großraumlimousine (K9) 1.5 BlueHDI 130	YHZ (DV5RC)	09.18	1499	D	96 kW	913	29
PARTNER Kasten/Großraumlimousine (K9) 1.5 BlueHdi 100	YHY (DV5RD)	07.19	1499	D	75 kW	913	29
PARTNER Kasten/Großraumlimousine (K9) 1.5 BlueHdi 75	YHW (DV5RE)	07.19	1499	D	55 kW	913	29
PARTNER Kasten/Großraumlimousine (K9) 1.6 16V Flex	NFP (EC5)	10.18	1587	B/E	90 kW	915	39
PARTNER Kasten/Großraumlimousine (K9) 1.6 BlueHDI 100	BHY (DV6FD)	09.18	1560	D	73 kW	910	16
PARTNER Kasten/Großraumlimousine (K9) 1.6 BlueHDI 75	BHW (DV6FE)	09.18	1560	D	55 kW	909	15
PARTNER Kasten/Großraumlimousine (K9) 1.6 HDi 92	9HP (DV6DTEd)	09.18	1560	D	68 kW	909	15
PARTNER Kasten/Großraumlimousine 1.2 THP	HNZ (EB2DT)	02.16	1199	B	81 kW	910	17
PARTNER Kasten/Großraumlimousine 1.6 BlueHdi 100 4x4	BHY (DV6FD)	04.15	1560	D	73 kW	910	16
PARTNER Kasten/Großraumlimousine 1.6 BlueHdi 100	BHY (DV6FD)	04.15	1560	D	73 kW	910	16
PARTNER Kasten/Großraumlimousine 1.6 BlueHdi 120	BHZ (DV6FC)	04.15	1560	D	88 kW	910	16
PARTNER Kasten/Großraumlimousine 1.6 Flex	NFU (TU5JP4)	09.08	1587	B/E	81 kW	916	40
PARTNER Kasten/Großraumlimousine 1.6 HDi / BlueHdi 75	9HK (DV6ETEDM)	07.11	1560	D	55 kW	909	15
PARTNER Kasten/Großraumlimousine 1.6 HDi / BlueHdi 75	9HN (DV6ETED)	07.11	1560	D	55 kW	909	15
PARTNER Kasten/Großraumlimousine 1.6 HDi / BlueHdi 75	BHW (DV6FE)	07.11	1560	D	55 kW	909	15
PARTNER Kasten/Großraumlimousine 1.6 HDi 16V 4x4	9HS (DV6TED4BU)	04.12	1560	D	66 kW	909	15
PARTNER Kasten/Großraumlimousine 1.6 HDi 16V 4x4	9HX (DV6ATED4)	04.12	1560	D	66 kW	909	15
PARTNER Kasten/Großraumlimousine 1.6 HDi 16V 4x4	9HX (DV6AUTED4)	04.12	1560	D	66 kW	909	15
PARTNER Kasten/Großraumlimousine 1.6 HDi 16V	9HJ (DV6DTEdM)	04.10	1560	D	68 kW	909	15
PARTNER Kasten/Großraumlimousine 1.6 HDi 16V	9HS (DV6TED4BU)	04.08	1560	D	66 kW	909	15
PARTNER Kasten/Großraumlimousine 1.6 HDi 16V	9HX (DV6ATED4)	04.08	1560	D	66 kW	909	15
PARTNER Kasten/Großraumlimousine 1.6 HDi 16V	9HX (DV6ATED4)	04.10	1560	D	68 kW	909	15
PARTNER Kasten/Großraumlimousine 1.6 HDi 16V	9HX (DV6AUTED4)	04.08	1560	D	66 kW	909	15
PARTNER Kasten/Großraumlimousine 1.6 HDi 4x4	9HD (DV6C)	07.12	1560	D	84 kW	909	15
PARTNER Kasten/Großraumlimousine 1.6 HDi 90	9HJ (DV6DTEdM)	04.10	1560	D	68 kW	909	15
PARTNER Kasten/Großraumlimousine 1.6 HDi 90	9HP (DV6DTEd)	04.10	1560	D	68 kW	909	15
PARTNER Kasten/Großraumlimousine 1.6 HDi	9HF (DV6DTEd)	12.11	1560	D	66 kW	909	15
PARTNER Kasten/Großraumlimousine 1.6 HDi	9HL (DV6C)	03.13	1560	D	84 kW	909	15
PARTNER Kasten/Großraumlimousine 1.6 HDi	9HL (DV6C)	08.10	1560	D	82 kW	909	15
PARTNER Kasten/Großraumlimousine 1.6 HDi	9HT (DV6BTED4)	04.08	1560	D	55 kW	909	15
PARTNER Kasten/Großraumlimousine 1.6 HDi	9HT (DV6BUTED4)	04.08	1560	D	55 kW	912	23
PARTNER Kasten/Großraumlimousine 1.6 HDi	9HW (DV6BTED4)	04.08	1560	D	55 kW	909	15
PARTNER Kasten/Großraumlimousine 1.6 HDi	9HZ (DV6TED4)	04.08	1560	D	80 kW	909	15
PARTNER Kasten/Großraumlimousine 1.6	5FK (EP6CB)	11.10	1598	B	72 kW	914	32
PARTNER Kasten/Großraumlimousine 1.6	5FS (EP6C)	04.10	1598	B	88 kW	914	32
PARTNER Kasten/Großraumlimousine 1.6	NFR (TU5JP4B)	04.08	1587	B	66 kW	916	40
PARTNER Kasten/Großraumlimousine 1.6	NFU (TU5JP4)	04.08	1587	B	80 kW	916	40
PARTNER ORIGIN Großraumlimousine (G_) 1.4	KFW (TU3JP)	07.08 - 12.13	1360	B	55 kW	911	19
PARTNER ORIGIN Großraumlimousine (G_) 1.6 16V	NFU (TU5JP4)	09.11 - 12.13	1587	B	81 kW	916	40
PARTNER ORIGIN Großraumlimousine (G_) 1.6 HDi 75	9HW (DV6BTED4)	08.08 - 12.13	1560	D	55 kW	909	15
PARTNER ORIGIN Großraumlimousine (G_) 1.6 HDi 90	9HX (DV6ATED4)	09.11 - 12.13	1560	D	66 kW	909	15
PARTNER ORIGIN Großraumlimousine (G_) 1.9 D	WJY (DW8B)	08.08 - 12.13	1868	D	51 kW	917	46
PARTNER ORIGIN Kasten/Großraumlimousine (G_) 1.4	KFW (TU3JP)	08.08 - 12.15	1360	B	55 kW	911	19
PARTNER ORIGIN Kasten/Großraumlimousine (G_) 1.6 HDi 75	9HW (DV6BTED4)	08.08 - 12.15	1560	D	55 kW	909	15
PARTNER ORIGIN Kasten/Großraumlimousine (G_) 1.6 HDi 90	9HX (DV6ATED4)	08.08 - 12.15	1560	D	66 kW	909	15
PARTNER ORIGIN Kasten/Großraumlimousine (G_) 1.6	NFU (TU5JP4)	09.11 - 12.15	1587	B	81 kW	916	40
PARTNER ORIGIN Kasten/Großraumlimousine (G_) 1.9 D	WJY (DW8B)	08.08 - 12.15	1868	D	51 kW	917	46
PARTNER Pritsche/Fahrgestell (5_, G_) 1.8	LFX (XU7JB)	03.97 - 08.00	1761	B	66 kW	919	52
PARTNER Pritsche/Fahrgestell (5_, G_) 1.9 D	WJY (DW8B)	01.99 - 07.08	1868	D	51 kW	917	46
PARTNER Pritsche/Fahrgestell (5_, G_) 1.9 D	WJZ (DW8)	01.99 - 07.08	1868	D	51 kW	917	46
PARTNER Pritsche/Fahrgestell 1.6 BlueHdi 100	BHY (DV6FD)	04.15	1560	D	73 kW	910	16
PARTNER Pritsche/Fahrgestell 1.6 HDi 16V	9HS (DV6TED4BU)	01.09	1560	D	66 kW	909	15
PARTNER Pritsche/Fahrgestell 1.6 HDi 16V	9HX (DV6ATED4)	01.09	1560	D	66 kW	909	15
PARTNER Pritsche/Fahrgestell 1.6 HDi	9HF (DV6DTEd)	03.13	1560	D	66 kW	909	15
PARTNER Pritsche/Fahrgestell 1.6 HDi	9HT (DV6BTED4)	01.09	1560	D	55 kW	909	15
PARTNER TEPEE 1.2 THP	HNV (EB2DTM)	02.16	1199	B	81 kW	910	17
PARTNER TEPEE 1.2 THP	HNZ (EB2DT)	02.16	1199	B	81 kW	910	17
PARTNER TEPEE 1.6 BlueHdi 100 4x4	BHY (DV6FD)	04.15	1560	D	73 kW	910	16
PARTNER TEPEE 1.6 BlueHdi 100	BHY (DV6FD)	12.14	1560	D	73 kW	910	16
PARTNER TEPEE 1.6 BlueHdi 120	BHZ (DV6FC)	12.14	1560	D	88 kW	910	16






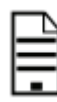
							
PARTNER TEPEE 1.6 HDi / BlueHDi 75	9HK (DV6ETEDM)	06.08 - 12.18	1560	D	55 kW	909	15
PARTNER TEPEE 1.6 HDi / BlueHDi 75	9HN (DV6ETED)	06.08 - 12.18	1560	D	55 kW	909	15
PARTNER TEPEE 1.6 HDi / BlueHDi 75	BHW (DV6FE)	06.08 - 12.18	1560	D	55 kW	909	15
PARTNER TEPEE 1.6 HDi 16V	9HX (DV6ATED4)	04.08	1560	D	66 kW	909	15
PARTNER TEPEE 1.6 HDi 4x4	9HL (DV6C)	07.12	1560	D	84 kW	909	15
PARTNER TEPEE 1.6 HDi 75 (16V)	9HT (DV6BTED4)	06.08	1560	D	55 kW	909	15
PARTNER TEPEE 1.6 HDi 90 4x4	9HP (DV6DTED)	07.12	1560	D	68 kW	909	15
PARTNER TEPEE 1.6 HDi 90	9HJ (DV6DTEDM)	04.10	1560	D	68 kW	909	15
PARTNER TEPEE 1.6 HDi 90	9HP (DV6DTED)	04.10	1560	D	68 kW	909	15
PARTNER TEPEE 1.6 HDi	9HF (DV6DTED)	03.13	1560	D	66 kW	909	15
PARTNER TEPEE 1.6 HDi	9HL (DV6C)	08.10	1560	D	82 kW	909	15
PARTNER TEPEE 1.6 HDi	9HL (DV6C)	03.13	1560	D	84 kW	909	15
PARTNER TEPEE 1.6 HDi	9HZ (DV6TED4)	04.08	1560	D	80 kW	909	15
PARTNER TEPEE 1.6 VTi Flex	NFU (TU5JP4)	09.08	1587	B/E	81 kW	916	40
PARTNER TEPEE 1.6 VTi	5FK (EP6CB)	08.10	1598	B	72 kW	914	32
PARTNER TEPEE 1.6 VTi	5FS (EP6C)	09.09 - 04.16	1598	B	88 kW	914	32
PARTNER TEPEE 1.6 VTi	NFR (TU5JP4B)	04.08	1587	B	66 kW	916	40
PARTNER TEPEE 1.6 VTi	NFU (TU5JP4)	04.08	1587	B	80 kW	916	40
PARTNER TEPEE 1.6 VTi	NFU (TU5JP4)	04.08	1587	B	78 kW	916	40
PARTNER TEPEE 1.6 VTi	NFU (TU5JP4)	09.08	1587	B	81 kW	916	40
RCZ 1.6 16V	5FV (EP6CDT)	03.10 - 12.15	1598	B	115 kW	913	31
RCZ 1.6 16V	EP6CDTX	06.10 - 12.15	1598	B	147 kW	914	32
RCZ 1.6 16V	EP6CDTX	06.10 - 12.15	1598	B	150 kW	914	32
RCZ 1.6 THP 150	5FE (EP6CDTMD)	03.11 - 12.15	1598	B	110 kW	913	31
RCZ 1.6 THP 270	5FG (EP6CDTR)	06.13 - 12.15	1598	B	199 kW	914	32
RCZ 2.0 HDi	RHH (DW10CTED4)	03.10 - 12.15	1997	D	120 kW	921	61
RIFTER 1.2 PureTech 110	HNP (EB2ADT)	09.18	1199	B	81 kW	910	17
RIFTER 1.2 PureTech 130	HNS (EB2ADTS)	07.19	1199	B	96 kW	910	17
RIFTER 1.5 BlueHDi 100	YHY (DV5RD)	09.18	1499	D	75 kW	913	29
RIFTER 1.5 BlueHDi 130	YHZ (DV5RC)	09.18	1499	D	96 kW	913	29
RIFTER 1.5 BlueHDi 75 (ECYHW)	YHW (DV5RE)	09.18	1499	D	55 kW	913	29
RIFTER 1.6 BlueHDi 100	BHY (DV6FD)	09.18	1560	D	73 kW	910	16
RIFTER 1.6 HDi 75 / BlueHDi 75	9HN (DV6ETED)	09.18	1560	D	55 kW	909	15
RIFTER 1.6 HDi 75 / BlueHDi 75	BHW (DV6FE)	09.18	1560	D	55 kW	909	15
RIFTER 1.6 HDi 90	9HP (DV6DTED)	09.18	1560	D	66 kW	909	15
RIFTER 1.6 HDi 92	9HP (DV6DTED)	09.18	1560	D	68 kW	909	15
TRAVELLER Bus (V_) 1.5 BlueHDi 100	YHR (DV5RUCd)	06.18	1499	D	75 kW	913	29
TRAVELLER Bus (V_) 1.5 BlueHDi 120	YHV (DV5RUC)	06.18	1499	D	88 kW	913	29
TRAVELLER Bus (V_) 1.6 BlueHDi 115	BHX (DV6FCU)	04.16	1560	D	85 kW	909	15
TRAVELLER Bus (V_) 1.6 BlueHDi 95	BHS (DV6FDU)	04.16	1560	D	70 kW	909	15
TRAVELLER Bus (V_) 1.6 BlueHDi 95	BHV (DV6FDU)	04.16	1560	D	70 kW	909	15
TRAVELLER Bus (V_) 2.0 BlueHDi 120	AHK (DW10FE)	09.19	1997	D	90 kW	921	58
TRAVELLER Bus (V_) 2.0 BlueHDi 150 / HDi 150 4x4	AHX (DW10FD)	04.16	1997	D	110 kW	921	61
TRAVELLER Bus (V_) 2.0 BlueHDi 150 / HDi 150	AHX (DW10FD)	04.16	1997	D	110 kW	921	61
TRAVELLER Bus (V_) 2.0 BlueHDi 180	AHH (DW10FC)	04.16	1997	D	130 kW	921	61
TRAVELLER Bus (V_) 2.0 BlueHDi 180	EHZ (DW10FDCU)	04.16	1997	D	130 kW	921	58





ENGINE			ccm	kW			1 POS	ENGINE			ccm	kW			1 POS
105 (XM7)	84,000	4	1796	55 - 60 kW	B	919	53	5FD (EP6DTS)	77,000	4	1598	152 kW	B	913	31
105C (XM7A)	84,000	4	1796	62 - 66 kW	B	920	54	5FE (EP6CDTMD)	77,000	4	1598	110 kW	B	913	31
106 (XN1)	88,000	4	1971	68 - 71 kW	B	924	70	5FG (EP6CDTR)	77,000	4	1598	199 kW	B	914	32
106E (XN1A)	88,000	4	1971	72 kW	B	924	71	5FH (EP6C)	77,000	4	1598	85 kW	B	914	32
107 (XN2)	88,000	4	1971	75 - 78 kW	B	924	70	5FK (EP6CB)	77,000	4	1598	72 kW	B	914	32
108 (XV3)	70,000	4	954	33 - 34 kW	B	906	3	5FN (EP6CDT)	77,000	4	1598	110 kW	B	914	32
108 (XV5)	70,000	4	954	33 - 34 kW	B	906	3	5FR (EP6DT)	77,000	4	1598	115 kW	B	914	32
108C (XV8)	70,000	4	954	32 - 33 kW	B	906	4	5FS (EP6C)	77,000	4	1598	88 - 89 kW	B	914	32
109 (XW3)	72,000	4	1124	42 kW	B	907	7	5FT (EP6DT)	77,000	4	1598	103 kW	B	914	32
109F (XW7)	72,000	4	1124	37 kW	B	907	8	5FU (EP6CDTX)	77,000	4	1598	147 kW	B	914	32
109N (XW7)	72,000	4	1124	36 kW	B	907	8	5FV (EP6CDT)	77,000	4	1598	115 kW	B	913	31
117 (XR5S)	78,000	4	1472	65 kW	B	915	36	5FW (EP6)	77,000	4	1598	88 kW	B	914	32
118 (XL5)	78,000	4	1290	44 kW	B	915	36	5FX (EP6DT)	77,000	4	1598	110 kW	B	914	32
121 (XW3S)	72,000	4	1124	49 kW	B	908	9	5FY (EP6DTS)	77,000	4	1598	127 kW	B	914	32
129 (XZ5)	75,000	4	1219	42 kW	B	911	20	5GM (EP6FDTX)	77,000	4	1598	155 kW	B	913	31
134 (XD2)	94,000	4	2304	51 kW	D	926	77	5GN (EP6FDTR)	77,000	4	1598	200 kW	B	914	32
142 (XR5)	78,000	4	1472	54 kW	B	915	36	5GZ (EP6FDT)	77,000	4	1598	120 - 127 kW	B	914	32
142 (XR5A)	78,000	4	1472	50 kW	B	915	37	6FY (EW7A)	82,700	4	1749	92 kW	B	917	47
147 (XD2S)	94,000	4	2304	59 kW	D	926	77	6FZ (EW7J4)	82,700	4	1749	85 kW	B	917	47
149 (XID)	80,000	4	1548	36 kW	D	916	42	8140.23 (F28DTSE)	94,400	4	2800	76 kW	D	926	79
150 (XY6B)	75,000	4	1360	53 kW	B	911	20	8140.43 (F28DT)	94,400	4	2800	90 kW	D	926	79
150B (XY8)	75,000	4	1360	58 - 59 kW	B	911	20	8140.43N	94,400	4	2800	107 kW	D	926	79
150D (XY7)	75,000	4	1360	44 kW	B	911	21	8140.43S (F28DTCR)	94,400	4	2800	92 - 94 kW	D	926	79
150G (XY7)	75,000	4	1360	44 kW	B	912	22	8140.63 (F28D)	94,400	4	2800	64 kW	D	926	79
150H (XY8)	75,000	4	1360	58 kW	B	912	22	829 (ZEJ)	88,000	4	1995	77 - 81 kW	B	923	67
152A (XD3T)	94,000	4	2498	66 kW	D	926	78	851 (ZDJ)	88,000	4	2165	85 kW	B	923	67
152B (XD3TE)	94,000	4	2498	77 kW	D	926	78	851B (ZDJL)	88,000	4	2165	90 - 96 kW	B	923	67
155 (XD3)	94,000	4	2498	51 - 55 kW	D	926	78	851X (ZDJL)	88,000	4	2165	84 - 85 kW	B	923	67
159 (XU9S)	83,000	4	1905	75 kW	B	918	49	8FR (EP3)	77,000	4	1397	72 kW	B	914	33
161 (XUD7)	80,000	4	1769	43 - 44 kW	D	916	41	8FS (EP3)	77,000	4	1397	70 kW	B	914	33
161A (XUD7)	80,000	4	1769	44 kW	D	916	41	8HP (DV4C)	73,700	4	1398	50 kW	D	909	13
162 (XUD9)	83,000	4	1905	47 - 48 kW	D	918	48	8HR (DV4C)	73,700	4	1398	50 kW	D	909	13
169B (XM7T)	84,000	4	1796	49 - 51 kW	B	920	54	8HS (DV4TED)	73,700	4	1398	50 kW	D	909	13
170 (XN1T)	88,000	4	1971	58 kW	B	924	71	8HT (DV4TD)	73,700	4	1398	40 kW	D	909	13
170B (XN1T)	88,000	4	1971	55 kW	B	924	70	8HX (DV4TD)	73,700	4	1398	50 kW	D	909	13
170C (XN1TA)	88,000	4	1971	62 kW	B	924	70	8HZ (DV4TD)	73,700	4	1398	50 - 52 kW	D	909	13
170D (XN1TACP)	88,000	4	1971	62 kW	B	924	71	9HC (DV6C)	75,000	4	1560	82 - 85 kW	D	909	15
171 (XU5S)	83,000	4	1580	66 - 71 kW	B	918	49	9HD (DV6C)	75,000	4	1560	84 kW	D	909	15
180A (XU5J)	83,000	4	1580	76 - 77 kW	B	918	49	9HD (DV6CTED)	75,000	4	1560	84 kW	D	909	15
180Z (XU5J)	83,000	4	1580	76 kW	B	918	49	9HF (DV6DTED)	75,000	4	1560	66 - 69 kW	D	909	15
199 A9.000	69,600	4	1248	55 - 59 kW	D	906	2	9HH (DV6DUM)	75,000	4	1560	66 kW	D	909	15
4HG (P22DTE)	86,000	4	2198	81 kW	D	922	63	9HJ (DV6DTEDM)	75,000	4	1560	68 kW	D	909	15
4HG (PUMA C)	86,000	4	2198	81 kW	D	922	63	9HK (DV6ETEDM)	75,000	4	1560	55 kW	D	909	15
4HH (P22DTE)	86,000	4	2198	96 kW	D	922	63	9HL (DV6C)	75,000	4	1560	82 - 85 kW	D	909	15
4HH (PUMA C)	86,000	4	2198	96 kW	D	922	63	9HM (DV6UC)	75,000	4	1560	66 kW	D	909	15
4HJ (P22DTE)	86,000	4	2198	110 kW	D	922	63	9HN (DV6ETED)	75,000	4	1560	55 kW	D	909	15
4HJ (PUMA C)	86,000	4	2198	110 kW	D	922	63	9HP (DV6DTE)	75,000	4	1560	66 - 69 kW	D	909	15
4HK (DW12MTED4)	85,000	4	2179	115 kW	D	921	58	9HR (DV6C)	75,000	4	1560	82 - 85 kW	D	909	15
4HL (DW12C)	85,000	4	2179	147 - 150 kW	D	921	58	9HS (DV6TED4BU)	75,000	4	1560	66 kW	D	909	15
4HM (P22DTE+)	86,000	4	2198	96 kW	D	922	65	9HT (DV6BTED4)	75,000	4	1560	55 kW	D	909	15
4HN (DW12MTED4)	85,000	4	2179	115 kW	D	921	58	9HT (DV6BUTED4)	75,000	4	1560	55 kW	D	912	23
4HP (DW12BTED4)	85,000	4	2179	120 kW	D	921	58	9HU (DV6UTED4)	75,000	4	1560	66 kW	D	909	15
4HR (DW12BTED4)	85,000	4	2179	120 kW	D	921	58	9HW (DV6BTED4)	75,000	4	1560	55 kW	D	909	15
4HS (DW12BTED4)	85,000	4	2179	125 kW	D	921	58	9HX (DV6ATED4)	75,000	4	1560	66 - 68 kW	D	909	15
4HT (DW12BTED4)	85,000	4	2179	125 kW	D	921	58	9HX (DV6AUTED4)	75,000	4	1560	66 kW	D	909	15
4HU (P22DTE)	86,000	4	2198	88 kW	D	922	63	9HY (DV6TED4)	75,000	4	1560	80 kW	D	909	15
4HV (P22DTE)	86,000	4	2198	74 kW	D	922	63	9HZ (DV6TED4)	75,000	4	1560	80 - 84 kW	D	909	15
4HW (DW12ATED4)	85,000	4	2179	94 kW	D	921	58	A8A (XUD7TE)	80,000	4	1769	66 kW	D	916	43
4HW (DW12TED4)	85,000	4	2179	94 - 100 kW	D	921	58	A8B (XUD7TE)	80,000	4	1769	57 kW	D	916	43
4HX (DW12TED4)	85,000	4	2179	98 kW	D	921	58	A9A (XUD7)	80,000	4	1769	43 - 44 kW	D	916	41
4HY (DW12UTED)	85,000	4	2179	74 kW	D	921	58	AHH (DW10FC)	85,000	4	1997	130 kW	D	921	61
4HZ (DW12TED4)	85,000	4	2179	100 kW	D	921	58	AHJ (DW10FE)	85,000	4	1997	90 kW	D	921	61



PEUGEOT

ENGINE	ccm	kW	1 POS	ENGINE	ccm	kW	1 POS
AHK (DW10FE)	85,000	4	1997	90 kW	D	921	58
AHM (DW10FUE)	85,000	4	1997	80 - 81 kW	D	921	59
AHN (DW10FUD)	85,000	4	1997	96 kW	D	921	59
AHP (DW10FUC)	85,000	4	1997	120 kW	D	921	59
AHR (DW10FD)	85,000	4	1997	110 kW	D	921	61
AHS (DW10FD)	85,000	4	1997	100 - 110 kW	D	921	61
AHV (DW10FD)	85,000	4	1997	100 kW	D	921	61
AHW (DW10FC)	85,000	4	1997	132 - 133 kW	D	921	61
AHX (DW10FCD)	85,000	4	1997	110 kW	D	921	61
AHX (DW10FD)	85,000	4	1997	100 - 110 kW	D	921	61
AHY (DW10CE)	85,000	4	1997	72 kW	D	921	61
AHZ (DW10CD)	85,000	4	1997	94 kW	D	921	61
AJZ (XUD7TEY)	80,000	4	1769	66 kW	D	916	43
B1A (XU51C)	83,000	4	1580	55 - 59 kW	B	918	49
B1D (XU51C)	83,000	4	1580	55 - 59 kW	B	918	49
B1E (XU51C)	83,000	4	1580	53 - 59 kW	B	918	49
B2A (XU52C)	83,000	4	1580	65 - 85 kW	B	918	49
B2A (XU52C/K)	83,000	4	1580	66 - 68 kW	B	918	49
B6B (XU5J)	83,000	4	1580	76 kW	B	918	49
B6D (XU5JA)	83,000	4	1580	83 - 85 kW	B	918	49
BAZ (XU5CP)	83,000	4	1580	54 - 55 kW	B	918	49
BDY (XU5M2Z)	83,000	4	1580	65 - 71 kW	B	918	49
BDY (XU5M3Z)	83,000	4	1580	65 - 66 kW	B	918	49
BDZ (XU5M)	83,000	4	1580	65 - 69 kW	B	918	49
BFZ (XU5JP)	83,000	4	1580	65 - 68 kW	B	918	49
BHS (DV6FUDU)	75,000	4	1560	70 kW	D	909	15
BHV (DV6FUDU)	75,000	4	1560	70 kW	D	909	15
BHW (DV6FE)	75,000	4	1560	55 kW	D	909	15
BHX (DV6FC)	75,000	4	1560	85 - 88 kW	D	910	16
BHX (DV6FCU)	75,000	4	1560	85 kW	D	909	15
BHY (DV6FD)	75,000	4	1560	73 - 75 kW	D	910	16
BHZ (DV6FC)	75,000	4	1560	85 - 88 kW	D	910	16
CDY (TU9M)	70,000	4	954	32 - 33 kW	B	906	5
CDZ (TU9M)	70,000	4	954	37 kW	B	906	5
CRD93 (PSA)	93,000	4	2500	54 kW	D	925	75
CRD93LS (U25/673)	93,000	4	2500	70 kW	D	926	76
CRD93L	93,000	4	2498	70 kW	D	925	75
CRD93	93,000	4	2498	54 kW	D	925	75
D2A (XU92C)	83,000	4	1905	75 kW	B	918	49
D2B (XU9S)	83,000	4	1905	75 kW	B	918	49
D2C (XU92C)	83,000	4	1905	70 kW	B	918	49
D2H (XU92C)	83,000	4	1905	78 kW	B	918	49
D4D	69,000	4	999	52 - 57 kW	B	906	1
D6A (XU9J2)	83,000	4	1905	80 - 93 kW	B	918	49
D6B (XU9JA)	83,000	4	1905	94 - 96 kW	B	918	49
D6C (XU9J4)	83,000	4	1905	108 - 118 kW	B	918	49
D8A (XUD9TE)	83,000	4	1905	66 - 69 kW	D	918	50
D8B (XUD9TE)	83,000	4	1905	68 - 69 kW	D	918	50
D8C (XUD9AU)	83,000	4	1905	51 kW	D	918	48
D8C (XUD9UTF)	83,000	4	1905	68 kW	D	918	51
D9A (XUD9)	83,000	4	1905	47 kW	D	918	48
D9B (XUD9A)	83,000	4	1905	51 - 52 kW	D	918	48
D9B (XUD9AU)	83,000	4	1905	51 kW	D	918	48
DDZ (XU9M)	83,000	4	1905	80 kW	B	918	49
DFW (XU9J4Z)	83,000	4	1905	108 kW	B	918	49
DFZ (XU9J1)	83,000	4	1905	72 - 77 kW	B	918	49
DHV (XUD9BSD)	83,000	4	1905	55 kW	D	918	50
DHW (XUD9SD)	83,000	4	1905	55 kW	D	918	50
DHX (XUD9TE)	83,000	4	1905	66 - 68 kW	D	918	50
DHY (XUD9TE)	83,000	4	1905	66 - 69 kW	D	918	50
DJY (XUD9A)	83,000	4	1905	47 - 52 kW	D	918	48
DJZ (XUD9A)	83,000	4	1905	47 kW	D	918	48
DKZ (XU9JAZ)	83,000	4	1905	88 - 93 kW	B	918	49
DT17TED4	81,000	6	2721	150 kW	D	917	45
E1	74,000	4	1118	40 kW	B	909	14
EHY (DW10FCC)	85,000	4	1997	120 kW	D	921	61
EHZ (DW10FC)	85,000	4	1997	130 - 133 kW	D	921	61
EHZ (DW10FDCU)	85,000	4	1997	130 kW	D	921	58
EN 55	94,000	4	2498	53 - 56 kW	D	926	78
EP3	77,000	4	1397	70 kW	B	914	33
EP6CDTX	77,000	4	1598	147 - 150 kW	B	914	32
EP6	77,000	4	1598	81 - 88 kW	B	914	34
ET 70	94,000	4	2496	71 kW	D	926	78
F1CE0481D (F30DT)	95,800	4	2999	115 - 130 kW	D	926	80
F1CE0481D (F30DTE)	95,800	4	2999	115 - 130 kW	D	926	80
F1CE0481D (FG30DT)	95,800	4	2999	116 kW	D	926	80
F1CE3481E (F30DTE)	95,800	4	2999	130 kW	D	926	80
F1CE3481N (F30DTE)	95,800	4	2999	107 kW	D	926	80
F1	74,000	4	1204	47 kW	B	909	14
FHY (F13DTE6)	69,600	4	1248	59 - 70 kW	D	906	2
FHZ (F13DTE5)	69,600	4	1248	55 kW	D	906	2
G1A	76,700	4	1294	47 - 48 kW	B	913	30
H1B (TU1)	72,000	4	1124	40 kW	B	908	10
HDY (TU1M)	72,000	4	1124	40 - 44 kW	B	908	10
HDZ (TU1M)	72,000	4	1124	44 kW	B	908	10
HDZ (TU1M+)	72,000	4	1124	42 - 44 kW	B	908	10
HFX (TU1A)	72,000	4	1124	44 kW	B	908	10
HFX (TU1JP)	72,000	4	1124	44 kW	B	907	6
HFY (TU1JP)	72,000	4	1124	40 kW	B	908	11
HFZ (TU1JP)	72,000	4	1124	44 kW	B	908	11
HMH (EB2FAD)	75,000	3	1199	55 kW	B	912	25
HMM (EB2FAD)	75,000	3	1199	50 kW	B	912	25
HMP (EB2FB)	75,000	3	1199	50 kW	B	910	17
HMR (EB2FA)	75,000	3	1199	60 - 61 kW	B	910	17
HMT (EB2D)	75,000	3	1199	60 kW	B	910	17
HMX (EB2)	75,000	3	1199	60 kW	B/G	912	24
HMY (EB2M)	75,000	3	1199	53 kW	B	910	17
HMZ (EB2)	75,000	3	1199	60 kW	B	912	25
HMZ (EB2F)	75,000	3	1199	60 - 66 kW	B	910	17
HNJ (EB2ADTXM)	75,000	3	1199	114 - 115 kW	B	912	25
HNK (EB2ADT)	75,000	3	1199	74 kW	B	912	25
HNK (EB2ADTD)	75,000	3	1199	74 - 75 kW	B	912	25
HNL (EB2ADTSM)	75,000	3	1199	96 kW	B	912	25
HNM (EB2ADTM)	75,000	3	1199	74 kW	B	912	25
HNN (EB2ADTX)	75,000	3	1199	114 - 115 kW	B	912	25
HNP (EB2ADT)	75,000	3	1199	81 kW	B	910	17
HNR (EB2ADTXM)	75,000	3	1199	114 - 115 kW	B	912	25
HNS (EB2ADTS)	75,000	3	1199	96 kW	B	910	17
HNT (EB2ADTS)	75,000	3	1199	96 kW	B	912	25
HNV (EB2DTM)	75,000	3	1199	81 kW	B	910	17
HNW (EB2DTSM)	75,000	3	1199	96 kW	B	910	17
HNX (EB2DTS)	75,000	3	1199	81 kW	B	910	17
HNY (EB2DTS)	75,000	3	1199	96 kW	B	910	17
HNZ (EB2DT)	75,000	3	1199	81 kW	B	910	17
K1D (TU3A)	75,000	4	1360	49 - 50 kW	B	912	26
K2B (TU3S)	75,000	4	1360	62 kW	B	912	26
K5A (TU3)	75,000	4	1360	47 - 51 kW	B	911	21
K6D (TU3A)	75,000	4	1360	53 kW	B	911	20
K6E (TU3A)	75,000	4	1360	53 kW	B	911	20
K6F (TU3A)	75,000	4	1360	53 kW	B	911	20
K9Y (TUD3Y)	75,000	4	1361	37 kW	D	911	21
KAY (TU3CP)	75,000	4	1361	44 kW	B	912	22
KDX (TU3MC)	75,000	4	1360	55 - 58 kW	B	911	19
KDY (TU3M)	75,000	4	1360	55 - 58 kW	B	912	26

ENGINE			ccm	kW			1 POS
KDZ (TU3M)	75,000	4	1360	55 kW	B	911	19
KF5	84,000	4	1796	71 kW	B	920	56
KF6	84,000	4	1796	59 - 71 kW	B	920	56
KFT (TU3A)	75,000	4	1360	54 kW	B	913	27
KFU (ET3J4)	75,000	4	1360	65 kW	B	910	18
KFV (TU3A)	75,000	4	1360	54 - 60 kW	B/G	913	28
KFV (TU3JP)	75,000	4	1360	48 - 55 kW	B	910	18
KFW (TU3A)	75,000	4	1360	55 - 60 kW	B	911	20
KFW (TU3JP)	75,000	4	1360	47 - 60 kW	B	911	19
KFX (TU3JP)	75,000	4	1360	49 - 55 kW	B	911	19
L6A (XU7JP)	83,000	4	1761	74 kW	B	919	52
LFW (XU7JP)	83,000	4	1761	73 kW	B	919	52
LFX (XU7JB)	83,000	4	1761	66 kW	B	919	52
LFY (XU7JP4)	83,000	4	1761	76 - 86 kW	B	919	52
LFZ (XU7JP)	83,000	4	1761	74 - 77 kW	B	919	52
N6A (TU5JP4)	78,500	4	1587	78 - 83 kW	B	916	40
NFP (EC5)	78,500	4	1587	85 - 90 kW	B	915	39
NFR (TU5JP4B)	78,500	4	1587	66 kW	B	916	40
NFT (TU5JP)	78,500	4	1587	72 kW	B	916	40
NFU (TU5JP4)	78,500	4	1587	78 - 90 kW	B	916	40
NFW (TU5J2)	78,500	4	1587	74 kW	B	916	40
NFX (TU5J4)	78,500	4	1587	87 - 88 kW	B	916	40
NFY (TU5J2)	78,500	4	1587	74 - 76 kW	B	916	40
NFZ (TU5JP)	78,500	4	1587	65 - 66 kW	B	916	40
P8C (XUD11BTE)	85,000	4	2088	80 kW	D	921	60
P9A (XUD11A)	86,000	4	2138	60 kW	D	922	64
PHZ (XUD11ATE)	85,000	4	2088	80 kW	D	921	60
R5A (XU102C)	86,000	4	1998	84 kW	B	922	66
R6A (XU10J2)	86,000	4	1998	94 kW	B	922	64
RFH (EW10A)	85,000	4	1997	103 kW	B	920	57
RFJ (EW10A)	85,000	4	1997	103 - 111 kW	B	920	57
RFK (EW10J4S)	85,000	4	1997	130 - 132 kW	B	920	57
RFL (XU10J2U)	86,000	4	1998	81 kW	B	922	66
RFM (EW10J4)	85,000	4	1997	85 kW	B	920	57
RFN (EW10J4)	85,000	4	1997	100 - 105 kW	B	920	57
RFR (EW10J4)	85,000	4	1997	99 kW	B	920	57
RFS (XU10J4RS)	86,000	4	1998	120 - 124 kW	B	922	66
RFT (XU10J4)	86,000	4	1998	110 - 116 kW	B	922	66
RFU (XU10J2)	86,000	4	1998	89 - 90 kW	B	922	66
RFV (XU10J4R)	86,000	4	1998	97 - 100 kW	B	922	66
RFW (XU10J2)	86,000	4	1998	80 kW	B	922	66
RFX (XU10J2)	86,000	4	1998	89 - 96 kW	B	922	66
RFY (XU10J4Z)	86,000	4	1998	110 - 112 kW	B	922	66
RFZ (XU10J2Z)	86,000	4	1998	89 - 90 kW	B	922	66
RGX (XU10J2CTE)	86,000	4	1998	108 kW	B	922	64
RGX (XU10J2TE)	86,000	4	1998	108 kW	B	922	66
RGY (XU10J2TE)	86,000	4	1998	104 kW	B	922	66
RGZ (XU10J4TE/Z)	86,000	4	1998	144 kW	B	922	66
RHA (DW10CTED4)	85,000	4	1997	103 kW	D	921	61
RHC (DW10CTED4)	85,000	4	1997	120 - 147 kW	D	921	61
RHD (DW10CB)	85,000	4	1997	100 kW	D	921	61
RHD (DW10CTED4)	85,000	4	1997	100 kW	D	921	61
RHE (DW10CTED4)	85,000	4	1997	100 - 110 kW	D	921	61
RHF (DW10BTED4)	85,000	4	1997	103 kW	D	921	61
RHH (DW10CTED4)	85,000	4	1997	120 kW	D	921	61
RHK (DW10UTED4)	85,000	4	1997	79 - 88 kW	D	921	61
RHL (DW10BTED4)	85,000	4	1997	93 kW	D	921	61
RHM (DW10ATED4)	85,000	4	1997	79 kW	D	921	61
RHO (DW10DTE4)	85,000	4	1997	110 kW	D	921	61
RHR (DW10BTED4)	85,000	4	1997	100 - 103 kW	D	921	61
RHR (DW10CB)	85,000	4	1997	100 - 103 kW	D	921	61
RHS (DW10ATED)	85,000	4	1997	79 kW	D	921	61

ENGINE			ccm	kW			1 POS
RHT (DW10ATED4)	85,000	4	1997	79 - 80 kW	D	921	61
RHV (DW10TD)	85,000	4	1997	62 kW	D	921	61
RHV (DW10UTD)	85,000	4	1997	62 kW	D	921	61
RHW (DW10ATED4)	85,000	4	1997	79 - 80 kW	D	921	61
RHX (DW10BTED)	85,000	4	1997	69 kW	D	921	61
RHY (DW10TD)	85,000	4	1997	66 kW	D	921	61
RHZ (DW10ATED)	85,000	4	1997	79 - 80 kW	D	921	61
RHZ (DW10BTED)	85,000	4	1997	80 kW	D	921	61
RHZ (DW10BTED+)	85,000	4	1997	80 kW	D	921	61
RHZ (DW10CTED)	85,000	4	1997	80 kW	D	921	61
RLZ (EW10D)	85,000	4	1997	103 kW	B	920	57
T9A (DJ5)	92,000	4	2446	63 kW	D	925	74
TU1AE5	72,000	4	1124	44 kW	B	908	12
TU24	75,000	4	1294	74 - 76 kW	B	911	21
TU2J2	75,000	4	1294	72 - 74 kW	B	912	26
TU32	75,000	4	1360	51 - 55 kW	B	911	21
TU9	70,000	4	954	33 kW	B	906	5
VJX (TUD5B)	77,000	4	1527	42 kW	D	914	35
VJY (TUD5)	77,000	4	1527	40 - 43 kW	D	914	35
VJZ (TUD5)	77,000	4	1527	42 - 43 kW	D	914	35
WJY (DW8B)	82,200	4	1868	51 kW	D	917	46
WJZ (DW8)	82,200	4	1868	51 - 52 kW	D	917	46
XB5P	80,000	4	1468	61 kW	B	917	44
XB5	80,000	4	1468	39 - 44 kW	B	917	44
XC5P	84,000	4	1618	50 kW	B	920	55
XC6	84,000	4	1618	48 - 60 kW	B	920	55
XC7P	84,000	4	1618	44 - 46 kW	B	919	53
XC7	84,000	4	1618	54 kW	B	919	53
XD 88	88,000	4	1948	44 kW	D	923	69
XD2P94	94,000	4	2304	49 kW	D	926	78
XD2PX94	94,000	4	2304	49 kW	D	926	78
XD2S	94,000	4	2304	59 kW	D	926	78
XD2	94,000	4	2304	51 kW	D	926	77
XD3P	94,000	4	2498	53 - 55 kW	D	926	78
XD3TE	94,000	4	2498	81 kW	D	926	78
XD3T	94,000	4	2498	70 kW	D	926	78
XD4x88	88,000	4	1948	40 - 41 kW	D	923	68
XD4x90	90,000	4	2112	48 - 49 kW	D	925	72
XD90	90,000	4	2112	43 kW	D	925	72
XDP 4.88	88,000	4	1946	36 - 46 kW	D	923	68
XDP 4.90	90,000	4	2112	43 - 55 kW	D	925	72
XDP 85	85,000	4	1816	35 - 44 kW	D	922	62
XDP 88	88,000	4	1946	40 kW	D	923	69
XDP 90	90,000	4	2112	42 kW	D	925	73
XDP X90	90,000	4	2112	41 kW	D	925	72
XK5	78,000	4	1127	43 kW	B	915	38
XL5S	78,000	4	1290	55 kW	B	915	36
XL5	78,000	4	1290	44 - 48 kW	B	915	36
XM7P	84,000	4	1796	48 - 50 kW	B	920	55
XM7	84,000	4	1796	53 - 65 kW	B	919	53
XM	84,000	4	1796	60 kW	B	920	56
XN1P	88,000	4	1971	57 kW	B	924	70
XN1TA	88,000	4	1971	62 - 72 kW	B	924	71
XN1T	88,000	4	1971	55 - 63 kW	B	924	71
XN1	88,000	4	1971	64 - 79 kW	B	924	70
XUD7T	80,000	4	1769	58 kW	D	916	43
XUD9TE	83,000	4	1905	66 - 69 kW	D	918	50
XUD9	83,000	4	1905	47 - 52 kW	D	918	48
XW3S	72,000	4	1124	48 kW	B	908	9
Y2K	76,700	4	1442	61 - 63 kW	B	913	30
YHR (DV5RUCd)	75,000	4	1499	75 kW	D	913	29
YHS (DV5RCE)	75,000	4	1499	81 kW	D	913	29



PEUGEOT

ENGINE	\varnothing	4	ccm	kW	D	913	1 POS
YHV (DV5RUC)	75,000	4	1499	88 kW	D	913	29
YHW (DV5RE)	75,000	4	1499	55 kW	D	913	29
YHX (DV5RC)	75,000	4	1499	88 kW	D	913	29

ENGINE	\varnothing	4	ccm	kW	D	913	1 POS
YHY (DV5RD)	75,000	4	1499	75 kW	D	913	29
YHZ (DV5RC)	75,000	4	1499	96 kW	D	913	29



Type

69,000 mm

1

D4D

403801-00-4 5 pairs										
-25-4	1,2,4,5	HL	AL	43,990	47,612	18,800	↑	O2G	1,795	4 pairs
-50-4				44,010	47,625		↓			
-75-4										
-100-4	3	FL	AL	43,990	47,612	23,900	↑	O2G	1,795	1 pair
		↓HL		44,010	47,625	↓18,800	↓			

69,600 mm

2

199 A9.000 , FHV (F13DTE6) , FHZ (F13DTE5) ,

403502-00-4 5 pairs										
-25-4	1,2,4,5	HL	AL	50,982	54,710	19,000	↑	LO2G	1,840	4 pairs
-50-4				51,000	54,722		↓	L		
	3	FL	AL	50,982	54,710	23,950	↑	LO2G	1,840	1 pair
		↓HL		51,000	54,722	↓19,000	↓	L		
433504-00-4 4 pairs										
-25-4	1-4	PL	CU2	42,582	45,734	20,000	↑	O1	1,552	
-50-4				42,600	45,744		↓			

70,000 mm

3

108 (XV3) , 108 (XV5) ,

411103-00-1 1 pair										
-10-1		AS	CU2	55,250	71,450		↑	L G	2,400	
-15-1				55,500	71,700		↓	L G		
411110-00-1 1 pair										
-10-1	1	AS	AL	55,250	71,450		↑	L G	2,450	
-15-1				55,500	71,700		↓	L G		
431104-00-4 4 pairs										
-30-4	1-4	PL	AL	44,975	48,655	19,750	↑	L	1,820	
-50-4				44,991	48,671		↓	L		
-80-4										
-100-4										
-125-4										

70,000 mm

4

108C (XV8)

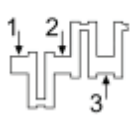
411110-00-1 1 pair										
-10-1	1	AS	AL	55,250	71,450		↑	L G	2,450	
-15-1				55,500	71,700		↓	L G		
431104-00-4 4 pairs										
-30-4	1-4	PL	AL	44,975	48,655	19,750	↑	L	1,820	
-50-4				44,991	48,671		↓	L		
-80-4										
-100-4										
-125-4										

70,000 mm

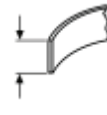
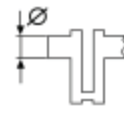
5

CDY (TU9M) , CDZ (TU9M) , TU9 ,

401106-00-4 5 pairs										
-30-4	2,4	HL	AL	49,965	53,655	17,290	↑	LO2G	1,832	2 pairs
-50-4				49,981	53,674		↓	LO2G		
-80-4	1,3,5	HL	AL	49,965	53,655	17,290	↑	LO2	1,832	3 pairs
				49,981	53,674		↓	LO2		
411103-00-1 1 pair										
-10-1		AS	CU2	55,250	71,450		↑	L G	2,400	
-15-1				55,500	71,700		↓	L G		
411110-00-1 1 pair										
-10-1	1	AS	AL	55,250	71,450		↑	L G	2,450	
-15-1				55,500	71,700		↓	L G		
433703-00-4 4 pairs										
-30-4	1-4	PL	AL	37,992	41,128	16,300	↑	LO1	1,548	
-50-4				38,008	41,144		↓	LO1		



Type



72,000 mm

6

HFX (TU1JP)

401106-00-4										5 pairs
-30-4	2,4	HL	AL	49,965	53,655	17,290	↑ LO2G	1,832	2 pairs	
-50-4				49,981	53,674		↓ LO2G			
-80-4	1,3,5	HL	AL	49,965	53,655	17,290	↑ LO2	1,832	3 pairs	
				49,981	53,674		↓ LO2			
411110-00-1										1 pair
-10-1	1	AS	AL	55,250	71,450		↑ L G	2,450		
-15-1				55,500	71,700		↓ L G			
431104-00-4										4 pairs
-30-4	1-4	PL	AL	44,975	48,655	19,750	↑ L	1,820		
-50-4				44,991	48,671		↓ L			
-80-4										
-100-4										
-125-4										
433702-00-4										4 pairs
-30-4	1-4	PL	AL	44,975	48,655	19,750	↑ LO1	1,820		
-50-4				44,991	48,671		↓ L			
-80-4										

72,000 mm

7

109 (XW3)

411103-00-1										1 pair
-10-1		AS	CU2	55,250	71,450		↑ L G	2,400		
-15-1				55,500	71,700		↓ L G			
411110-00-1										1 pair
-10-1	1	AS	AL	55,250	71,450		↑ L G	2,450		
-15-1				55,500	71,700		↓ L G			
431104-00-4										4 pairs
-30-4	1-4	PL	AL	44,975	48,655	19,750	↑ L	1,820		
-50-4				44,991	48,671		↓ L			
-80-4										
-100-4										
-125-4										

72,000 mm

8

109F (XW7), 109N (XW7),

401106-00-4										5 pairs
-30-4	2,4	HL	AL	49,965	53,655	17,290	↑ LO2G	1,832	2 pairs	
-50-4				49,981	53,674		↓ LO2G			
-80-4	1,3,5	HL	AL	49,965	53,655	17,290	↑ LO2	1,832	3 pairs	
				49,981	53,674		↓ LO2			
411103-00-1										1 pair
-10-1		AS	CU2	55,250	71,450		↑ L G	2,400		
-15-1				55,500	71,700		↓ L G			
411110-00-1										1 pair
-10-1	1	AS	AL	55,250	71,450		↑ L G	2,450		
-15-1				55,500	71,700		↓ L G			
431104-00-4										4 pairs
-30-4	1-4	PL	AL	44,975	48,655	19,750	↑ L	1,820		
-50-4				44,991	48,671		↓ L			
-80-4										
-100-4										
-125-4										



Type

72,000 mm	9
------------------	----------

121 (XW3S), XW3S ,

411103-00-1										1 pair
-10-1		AS	CU2	55,250	71,450		↑ L	G	2,400	
-15-1				55,500	71,700		↓ L	G		
431104-00-4										4 pairs
-30-4	1-4	PL	AL	44,975	48,655	19,750	↑ L		1,820	
-50-4				44,991	48,671		↓ L			
-80-4										
-100-4										
-125-4										

72,000 mm	10
------------------	-----------

H1B (TU1), HDY (TU1M), HDZ (TU1M), HDZ (TU1M+), HFX (TU1A),

401106-00-4										5 pairs
-30-4	2,4	HL	AL	49,965	53,655	17,290	↑ L O2G		1,832	2 pairs
-50-4				49,981	53,674		↓ L O2G			
-80-4	1,3,5	HL	AL	49,965	53,655	17,290	↑ L O2		1,832	3 pairs
				49,981	53,674		↓ L O2			
411110-00-1										1 pair
-10-1	1	AS	AL	55,250	71,450		↑ L	G	2,450	
-15-1				55,500	71,700		↓ L	G		
431104-00-4										4 pairs
-30-4	1-4	PL	AL	44,975	48,655	19,750	↑ L		1,820	
-50-4				44,991	48,671		↓ L			
-80-4										
-100-4										
-125-4										

72,000 mm	11
------------------	-----------

HFY (TU1JP), HFZ (TU1JP),

401106-00-4										5 pairs
-30-4	2,4	HL	AL	49,965	53,655	17,290	↑ L O2G		1,832	2 pairs
-50-4				49,981	53,674		↓ L O2G			
-80-4	1,3,5	HL	AL	49,965	53,655	17,290	↑ L O2		1,832	3 pairs
				49,981	53,674		↓ L O2			
411110-00-1										1 pair
-10-1	1	AS	AL	55,250	71,450		↑ L	G	2,450	
-15-1				55,500	71,700		↓ L	G		
433702-00-4										4 pairs
-30-4	1-4	PL	AL	44,975	48,655	19,750	↑ L O1		1,820	
-50-4				44,991	48,671		↓ L			
-80-4										

72,000 mm	12
------------------	-----------

TU1AE5

401106-00-4										5 pairs
-30-4	2,4	HL	AL	49,965	53,655	17,290	↑ L O2G		1,832	2 pairs
-50-4				49,981	53,674		↓ L O2G			
-80-4	1,3,5	HL	AL	49,965	53,655	17,290	↑ L O2		1,832	3 pairs
				49,981	53,674		↓ L O2			
411110-00-1										1 pair
-10-1	1	AS	AL	55,250	71,450		↑ L	G	2,450	
-15-1				55,500	71,700		↓ L	G		



73,700 mm							13		
8HP (DV4C), 8HR (DV4C), 8HS (DV4TED), 8HT (DV4TD), 8HX (DV4TD), 8HZ (DV4TD),									
401103-00-4 5 pairs									
-25-4	1-5	HL	AL	49,962	53,655	19,900	↑ LO1G	1,833	
-30-4				49,981	53,674		↓		
-50-4									
-80-4									
411102-00-1 1 pair									
-10-1		AS	AL	55,200	71,350		↑ L G	2,480	
-15-1				55,480	71,700		↓ L G		
431103-00-4 4 pairs									
-30-4	1-4	PL	CU3	44,975	48,665	17,050		1,820	
-50-4				44,991	48,671				
-80-4									
441105-00-4 4 pairs									
	1-4	PB	CU2	24,995	28,000	19,980	↑ O1G	1,700	
				25,000	28,021		↓		
74,000 mm							14		
E1, F1,									
401112-00-4 5 pairs									
-20-4	1,2,4,5	HL	AL	51,966	55,882	18,680	↑ LO2G	1,924	4 pairs
				51,976	55,892		↓ L		
	3	HL	AL	51,966	55,882	24,680	↑ LO1G	1,924	1 pair
				51,976	55,892		↓ LO1		
431107-00-4 4 pairs									
-20-4	1-4	PL	CU3	40,959	44,005	19,240	↑ L	1,509	
				40,967	44,013		↓ L		
431113-00-4 4 pairs									
	1-4	PL	AL	40,959	44,005	19,240	↑ L	1,509	
				40,967	44,013		↓ L		
75,000 mm							15		
9HC (DV6C), 9HD (DV6C), 9HD (DV6CTED), 9HF (DV6DTE), 9HH (DV6DUM), 9HJ (DV6DTE), 9HK (DV6ETED), 9HL (DV6C), 9HM (DV6UC), 9HN (DV6ETED), 9HP (DV6DTE), 9HR (DV6C), 9HS (DV6TED4BU), 9HT (DV6BTED4), 9HU (DV6UTED4), 9HW (DV6BTED4), 9HX (DV6ATED4), 9HY (DV6ATED4), 9HZ (DV6ATED4), 9HS (DV6TED4), 9HT (DV6TED4), 9HZ (DV6TED4), BHS (DV6FDU), BHV (DV6FDU), BHW (DV6FE), BHX (DV6FCU),									
401103-00-4 5 pairs									
-25-4	1-5	HL	AL	49,962	53,655	19,900	↑ LO1G	1,833	
-30-4				49,981	53,674		↓		
-50-4									
-80-4									
411102-00-1 1 pair									
-10-1		AS	AL	55,200	71,350		↑ L G	2,480	
-15-1				55,480	71,700		↓ L G		
432109-00-4 4 pairs									
-25-4	1-4	PL	AL	46,975	50,655	17,000		1,818	
-30-4				46,991	50,674				
-50-4									
-80-4									
432112-00-4 4 pairs									
-30-4	1-4	PL	CU2	46,975	50,655	17,000		1,818	
-50-4				46,991	50,674				
-80-4									
442101-00-4 4 pairs									
	1-4	PB	CU2	26,000	29,000	19,980	↑ O1G	1,700	
				26,000	29,021		↓		



75,000 mm **16**

BHX (DV6FC), BHY (DV6FD), BHZ (DV6FC),

401103-00-4 5 pairs									
-25-4	1-5	HL	AL	49,962	53,655	19,900	↑ LO1G	1,833	
-30-4				49,981	53,674		↓		
-50-4									
-80-4									
411102-00-1 1 pair									
-10-1		AS	AL	55,200	71,350		↑ L G	2,480	
-15-1				55,480	71,700		↓ L G		
442101-00-4 4 pairs									
	1-4	PB	CU2	26,000	29,000	19,980	↑ O1G	1,700	
				26,000	29,021		↓		

75,000 mm **17**

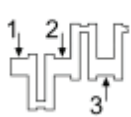
HMP (EB2FB), HMR (EB2FA), HMT (EB2D), HMY (EB2M), HMZ (EB2F), HNP (EB2ADT), HNS (EB2ADTS), HNV (EB2DTM), HNW (EB2DTSM), HNX (EB2DTS), HNY (EB2DTS), HNZ (EB2DT),

403709-00-3 4 pairs									
-30-3	1-4	HL	CU2	41,984	45,600	16,100	↑ O1G	1,800	
-50-3				42,000	45,619		↓		
-75-3									
411114-00-1 1 pair									
-10-1	1	AS	AL	48,500	65,750		↑ L G	2,380	
-15-1				48,750	66,000		↓ L G		
433709-00-3 3 pairs									
-30-3	1-3	PL	CU2	41,984	45,000	16,000		1,500	
-50-3				42,000	45,016				
-75-3									

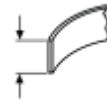
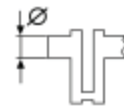
75,000 mm **18**

KFU (ET3J4), KFV (TU3JP),

401106-00-4 5 pairs									
-30-4	2,4	HL	AL	49,965	53,655	17,290	↑ LO2G	1,832	2 pairs
-50-4				49,981	53,674		↓ LO2G		
-80-4	1,3,5	HL	AL	49,965	53,655	17,290	↑ LO2	1,832	3 pairs
				49,981	53,674		↓ LO2		
411110-00-1 1 pair									
-10-1	1	AS	AL	55,250	71,450		↑ L G	2,450	
-15-1				55,500	71,700		↓ L G		
433702-00-4 4 pairs									
-30-4	1-4	PL	AL	44,975	48,655	19,750	↑ LO1	1,820	
-50-4				44,991	48,671		↓ L		
-80-4									



Type



75,000 mm

19

KDX (TU3MC), KDZ (TU3M), KFW (TU3JP), KFX (TU3JP),

401106-00-4										5 pairs
-30-4	2,4	HL	AL	49,965	53,655	17,290	↑ LO2G	1,832	2 pairs	
-50-4				49,981	53,674		↓ LO2G			
-80-4	1,3,5	HL	AL	49,965	53,655	17,290	↑ LO2	1,832	3 pairs	
				49,981	53,674		↓ LO2			
411110-00-1										1 pair
-10-1	1	AS	AL	55,250	71,450		↑ L G	2,450		
-15-1				55,500	71,700		↓ L G			
431104-00-4										4 pairs
-30-4	1-4	PL	AL	44,975	48,655	19,750	↑ L	1,820		
-50-4				44,991	48,671		↓ L			
-80-4										
-100-4										
-125-4										
433702-00-4										4 pairs
-30-4	1-4	PL	AL	44,975	48,655	19,750	↑ LO1	1,820		
-50-4				44,991	48,671		↓ L			
-80-4										

75,000 mm

20

129 (XZ5), 150 (XY6B), 150B (XY8), K6D (TU3A), K6E (TU3A), K6F (TU3A), KFW (TU3A),

411103-00-1										1 pair
-10-1		AS	CU2	55,250	71,450		↑ L G	2,400		
-15-1				55,500	71,700		↓ L G			
411110-00-1										1 pair
-10-1	1	AS	AL	55,250	71,450		↑ L G	2,450		
-15-1				55,500	71,700		↓ L G			
431104-00-4										4 pairs
-30-4	1-4	PL	AL	44,975	48,655	19,750	↑ L	1,820		
-50-4				44,991	48,671		↓ L			
-80-4										
-100-4										
-125-4										

75,000 mm

21

150D (XY7), K5A (TU3), K9Y (TUD3Y), TU24, TU32,

401106-00-4										5 pairs
-30-4	2,4	HL	AL	49,965	53,655	17,290	↑ LO2G	1,832	2 pairs	
-50-4				49,981	53,674		↓ LO2G			
-80-4	1,3,5	HL	AL	49,965	53,655	17,290	↑ LO2	1,832	3 pairs	
				49,981	53,674		↓ LO2			
411110-00-1										1 pair
-10-1	1	AS	AL	55,250	71,450		↑ L G	2,450		
-15-1				55,500	71,700		↓ L G			
431104-00-4										4 pairs
-30-4	1-4	PL	AL	44,975	48,655	19,750	↑ L	1,820		
-50-4				44,991	48,671		↓ L			
-80-4										
-100-4										
-125-4										



75,000 mm **22**

150G (XY7), 150H (XY8), KAY (TU3CP),

411110-00-1 1 pair									
-10-1	1	AS	AL	55,250	71,450		↑ L	G	2,450
-15-1				55,500	71,700		↓ L	G	

431104-00-4 **4 pairs**

-30-4	1-4	PL	AL	44,975	48,655	19,750	↑ L		1,820
-50-4				44,991	48,671		↓ L		
-80-4									
-100-4									
-125-4									

75,000 mm **23**

9HT (DV6BUTED4)

442101-00-4 4 pairs									
	1-4	PB	CU2	26,000	29,000	19,980	↑	O1G	1,700
				26,000	29,021		↓		

75,000 mm **24**

HMX (EB2)

403709-00-3 4 pairs									
-30-3	1-4	HL	CU2	41,984	45,600	16,100	↑	O1G	1,800
-50-3				42,000	45,619		↓		
-75-3									

411114-00-1 **1 pair**

-10-1	1	AS	AL	48,500	65,750		↑ L	G	2,380
-15-1				48,750	66,000		↓ L	G	

75,000 mm **25**

HMH (EB2FAD), HMM (EB2FAD), HMZ (EB2), HNJ (EB2ADTXM), HNK (EB2ADT), HNK (EB2ADTD), HNL (EB2ADTSM), HNM (EB2ADTM), HNN (EB2ADTX), HNR (EB2ADTXM), HNT (EB2ADTS),

411114-00-1 1 pair									
-10-1	1	AS	AL	48,500	65,750		↑ L	G	2,380
-15-1				48,750	66,000		↓ L	G	

75,000 mm **26**

K1D (TU3A), K2B (TU3S), KDY (TU3M), TU2J2,

401106-00-4 5 pairs										
-30-4	2,4	HL	AL	49,965	53,655	17,290	↑	LO2G	1,832	2 pairs
-50-4				49,981	53,674		↓	LO2G		
-80-4	1,3,5	HL	AL	49,965	53,655	17,290	↑	LO2	1,832	3 pairs
				49,981	53,674		↓	LO2		

411103-00-1 **1 pair**

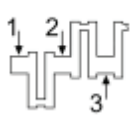
-10-1		AS	CU2	55,250	71,450		↑ L	G	2,400
-15-1				55,500	71,700		↓ L	G	

411110-00-1 **1 pair**

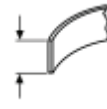
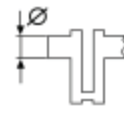
-10-1	1	AS	AL	55,250	71,450		↑ L	G	2,450
-15-1				55,500	71,700		↓ L	G	

431104-00-4 **4 pairs**

-30-4	1-4	PL	AL	44,975	48,655	19,750	↑ L		1,820
-50-4				44,991	48,671		↓ L		
-80-4									
-100-4									
-125-4									



Type



75,000 mm

27

KFT (TU3A)

411103-00-1										1 pair
-10-1		AS	CU2	55,250	71,450			↑ L	G	2,400
-15-1				55,500	71,700			↓ L	G	
411110-00-1										1 pair
-10-1	1	AS	AL	55,250	71,450			↑ L	G	2,450
-15-1				55,500	71,700			↓ L	G	
431104-00-4										4 pairs
-30-4	1-4	PL	AL	44,975	48,655	19,750		↑ L		1,820
-50-4				44,991	48,671			↓ L		
-80-4										
-100-4										
-125-4										
433702-00-4										4 pairs
-30-4	1-4	PL	AL	44,975	48,655	19,750		↑ LO1		1,820
-50-4				44,991	48,671			↓ L		
-80-4										

75,000 mm

28

KFV (TU3A)

411103-00-1										1 pair
-10-1		AS	CU2	55,250	71,450			↑ L	G	2,400
-15-1				55,500	71,700			↓ L	G	
411110-00-1										1 pair
-10-1	1	AS	AL	55,250	71,450			↑ L	G	2,450
-15-1				55,500	71,700			↓ L	G	
433702-00-4										4 pairs
-30-4	1-4	PL	AL	44,975	48,655	19,750		↑ LO1		1,820
-50-4				44,991	48,671			↓ L		
-80-4										

75,000 mm

29

YHR (DV5RUCd), YHS (DV5RCE), YHV (DV5RUC), YHW (DV5RE), YHX (DV5RC), YHY (DV5RD), YHZ (DV5RC),

403708-00-4										5 pairs
-30-4	1-5	HL	AL		53,700	19,800		↑ LO1G		1,830
-50-4					53,700			↓ LO1G		
433714-00-4										4 pairs
-30-4	1-4	PL	AL	44,350	48,650	17,100				1,820
-50-4			↓ AL PY	44,366	48,650					

76,700 mm

30

G1A, Y2/K,

401112-00-4										5 pairs
-20-4	1,2,4,5	HL	AL	51,966	55,882	18,680		↑ LO2G		1,924
				51,976	55,892			↓ L		4 pairs
	3	HL	AL	51,966	55,882	24,680		↑ LO1G		1,924
				51,976	55,892			↓ LO1		1 pair
431107-00-4										4 pairs
-20-4	1-4	PL	CU3	40,959	44,005	19,240		↑ L		1,509
				40,967	44,013			↓ L		
431113-00-4										4 pairs
	1-4	PL	AL	40,959	44,005	19,240		↑ L		1,509
				40,967	44,013			↓ L		

77,000 mm

31

5FD (EP6DTS), 5FE (EP6CDTMD), 5FV (EP6CDT), 5GM (EP6FDTX),

411113-00-1										1 pair
-10-1	1	AS	AL	50,500	70,000			↑ L	G	2,360
-15-1				50,750	70,250			↓ L	G	



77,000 mm **32**

5FG (EP6CDTR), 5FH (EP6C), 5FK (EP6CB), 5FN (EP6CDT), 5FR (EP6DT), 5FS (EP6C), 5FT (EP6DT), 5FU (EP6CDTX), 5FW (EP6), 5FX (EP6DT), 5FY (EP6DTS), 5GN (EP6FDTR), 5GZ (EP6FDT), EP6CDTX,

401111-00-4 **5 pairs**

-25-4	1-5	HL	AL	45,024	48,674	18,000	↑ LO1G	1,825
-50-4				45,024	48,674		↓	
-75-4								

411113-00-1 **1 pair**

-10-1	1	AS	AL	50,500	70,000		↑ L G	2,360
-15-1				50,750	70,250		↓ L G	

431114-00-4 **4 pairs**

-25-4	1-4	PL	AL	45,000	48,000	19,750		1,497
-50-4				45,000	48,000			
-75-4								

77,000 mm **33**

8FR (EP3), 8FS (EP3), EP3,

433710-00-4 **4 pairs**

-25-4	1-4	PL	AL	39,975	43,000	20,000		1,500
-30-4				39,990	43,015			
-50-4								

77,000 mm **34**

EP6

401111-00-4 **5 pairs**

-25-4	1-5	HL	AL	45,024	48,674	18,000	↑ LO1G	1,825
-50-4				45,024	48,674		↓	
-75-4								

431114-00-4 **4 pairs**

-25-4	1-4	PL	AL	45,000	48,000	19,750		1,497
-50-4				45,000	48,000			
-75-4								

77,000 mm **35**

VJX (TUD5B), VJY (TUD5), VJZ (TUD5),

401102-00-4 **5 pairs**

-30-4	2,3,4	HL	AL	49,965	53,712	17,290	↑ LO2	1,854	3 pairs
-50-4				49,981	53,731		↓ LO2		
-80-4	1,5	HL	AL	49,965	53,712	17,290	↑ LO1G	1,854	2 pairs
				49,981	53,731		↓ LO1G		

411110-00-1 **1 pair**

-10-1	1	AS	AL	55,250	71,450		↑ L G	2,450
-15-1				55,500	71,700		↓ L G	

431102-00-4 **4 pairs**

-30-4	1-4	PL	AL	44,975	48,655	17,400	↑ L	1,820
-50-4				44,991	48,671		↓ L	
-80-4								
-100-4								

441101-00-4 **4 pairs**

	1-4	PB	CU2	23,000	25,200	19,900	↑ O1G	1,400
				23,012	25,221		↓	



78,000 mm 36

117 (XR5S), 118 (XL5), 142 (XR5), XL5S, XL5,

403702-00-4 5 pairs

-30-4	1-5	HL	AL	53,036	56,822	19,290	↑ LO1G	1,880
-50-4				53,046	56,832		↓ L	
-80-4								
-100-4								
-125-4								

431104-00-4 4 pairs

-30-4	1-4	PL	AL	44,975	48,655	19,750	↑ L	1,820
-50-4				44,991	48,671		↓ L	
-80-4								
-100-4								
-125-4								

78,000 mm 37

142 (XR5A)

403701-00-4 5 pairs

-30-4	1-5	HL	AL	59,981	63,731	20,290	↑ LO1G	1,845
-50-4				60,000	63,750		↓ L	
-80-4								
-100-4								

403702-00-4 5 pairs

-30-4	1-5	HL	AL	53,036	56,822	19,290	↑ LO1G	1,880
-50-4				53,046	56,832		↓ L	
-80-4								
-100-4								
-125-4								

431104-00-4 4 pairs

-30-4	1-4	PL	AL	44,975	48,655	19,750	↑ L	1,820
-50-4				44,991	48,671		↓ L	
-80-4								
-100-4								
-125-4								

433711-00-4 4 pairs

-30-4	1-4	PL	AL	49,985	53,691	20,300	↑ LO1	1,836
-50-4				50,000	53,710		↓ LO1	

78,000 mm 38

XK5

431104-00-4 4 pairs

-30-4	1-4	PL	AL	44,975	48,655	19,750	↑ L	1,820
-50-4				44,991	48,671		↓ L	
-80-4								
-100-4								
-125-4								

78,500 mm 39

NFP (EC5)

401102-00-4 5 pairs

-30-4	2,3,4	HL	AL	49,965	53,712	17,290	↑ LO2	1,854	3 pairs
-50-4				49,981	53,731		↓ LO2		
-80-4	1,5	HL	AL	49,965	53,712	17,290	↑ LO1G	1,854	2 pairs
				49,981	53,731		↓ LO1G		

431104-00-4 4 pairs

-30-4	1-4	PL	AL	44,975	48,655	19,750	↑ L	1,820
-50-4				44,991	48,671		↓ L	
-80-4								
-100-4								
-125-4								



78,500 mm 40

N6A (TU5JP4), NFR (TU5JP4B), NFT (TU5JP), NFU (TU5JP4), NFW (TU5J2), NFX (TU5J4), NFY (TU5J2), NFZ (TU5JP),

401102-00-4 5 pairs									
-30-4	2,3,4	HL	AL	49,965	53,712	17,290	↑ LO2	1,854	3 pairs
-50-4				49,981	53,731		↓ LO2		
-80-4	1,5	HL	AL	49,965	53,712	17,290	↑ LO1G	1,854	2 pairs
				49,981	53,731		↓ LO1G		
411110-00-1 1 pair									
-10-1	1	AS	AL	55,250	71,450		↑ L G	2,450	
-15-1				55,500	71,700		↓ L G		
431104-00-4 4 pairs									
-30-4	1-4	PL	AL	44,975	48,655	19,750	↑ L	1,820	
-50-4				44,991	48,671		↓ L		
-80-4									
-100-4									
-125-4									

80,000 mm 41

161 (XUD7), 161A (XUD7), A9A (XUD7),

403701-00-4 5 pairs									
-30-4	1-5	HL	AL	59,981	63,731	20,290	↑ LO1G	1,845	
-50-4				60,000	63,750		↓ L		
-80-4									
-100-4									
411101-00-2 2 pairs									
-10-2		AS	CU2	67,050	83,050		↑ L G	2,330	
-15-2				67,300	83,300		↓ G		
433701-00-4 4 pairs									
-30-4	1-4	PL	AL	49,984	53,695	20,050	↑ L	1,830	
-50-4				50,000	53,708		↓ L		
-80-4									
-100-4									
443701-00-4 4 pairs									
	1-4	PB	CU2	25,007	27,200	24,050	↑ O1G	1,440	
				25,020	27,221		↓		

80,000 mm 42

149 (XID)

403702-00-4 5 pairs									
-30-4	1-5	HL	AL	53,036	56,822	19,290	↑ LO1G	1,880	
-50-4				53,046	56,832		↓ L		
-80-4									
-100-4									
-125-4									

80,000 mm 43

A8A (XUD7TE), A8B (XUD7TE), AJZ (XUD7TEY), XUD7T,

403701-00-4 5 pairs									
-30-4	1-5	HL	AL	59,981	63,731	20,290	↑ LO1G	1,845	
-50-4				60,000	63,750		↓ L		
-80-4									
-100-4									
413701-00-2 2 pairs									
-10-2	1-2	AS	AL	67,050	83,050		↑ G	1,880	
-15-2				67,300	83,300		↓ L G		
433706-00-4 4 pairs									
-30-4	1-4	PL	CU3	49,984	53,695	20,000	↑ L	1,838	
-50-4				50,000	53,708		↓ L		
-80-4									
443702-00-4 4 pairs									
	1-4	PB	CU2	28,007	30,200	23,100	↑ O1G	1,500	
				28,020	30,221		↓		



80,000 mm 44

XB5P , XB5 ,

431105-00-4 4 pairs									
-30-4	1-4	PL	AL	49,975	53,655	23,400	↑ LO1	1,818	
-50-4				49,991	53,674		↓ LO1		
-80-4									
-100-4									
-125-4									
-150-4									

81,000 mm 45

DT17TED4

400605-00-6 4 pairs									
	1,2,3	HL	AL ↓ CU3	69,898 69,980	75,009 75,029	19,900	↑ O1G ↓	2,497	3 pairs
	4	FL	AL ↓ CU3	69,898 69,980	75,009 75,029	23,600 ↓ 23,000	↑ O1G ↓	2,497	1 pair
430603-00-6 6 pairs									
	1-6	PL	CU3	62,969 62,979	65,999 66,010	14,700		1,491	

82,200 mm 46

WJY (DW8B) , WJZ (DW8) ,

403701-00-4 5 pairs									
-30-4	1-5	HL	AL	59,981	63,731	20,290	↑ LO1G	1,845	
-50-4				60,000	63,750		↓ L		
-80-4									
-100-4									
411101-00-2 2 pairs									
-10-2		AS	CU2	67,050	83,050		↑ L G	2,330	
-15-2				67,300	83,300		↓ G		
411106-00-2 2 pairs									
-10-2		AS	CU2	67,050	83,050		↑ L G	2,330	
-15-2				67,300	83,300		↓ L G		
433701-00-4 4 pairs									
-30-4	1-4	PL	AL	49,984	53,695	20,050	↑ L	1,830	
-50-4				50,000	53,708		↓ L		
-80-4									
-100-4									
443701-00-4 4 pairs									
	1-4	PB	CU2	25,007 25,020	27,200 27,221	24,050	↑ O1G ↓	1,440	

82,700 mm 47

6FY (EW7A) , 6FZ (EW7J4) ,

431115-00-4 4 pairs									
-30-4	1-4	PL	AL	44,975	48,655	22,500	↑ LO1	1,825	
-50-4				44,991	48,671		↓ LO1		



Type

83,000 mm	48
------------------	-----------

162 (XUD9) , D8C (XUD9AU) , D9A (XUD9) , D9B (XUD9A) , D9B (XUD9AU) , DJY (XUD9A) , DJZ (XUD9A) , XUD9 ,

403701-00-4							5 pairs	
-30-4	1-5	HL	AL	59,981	63,731	20,290	↑ LO1G	1,845
-50-4				60,000	63,750		↓ L	
-80-4								
-100-4								
411101-00-2							2 pairs	
-10-2		AS	CU2	67,050	83,050		↑ L G	2,330
-15-2				67,300	83,300		↓ G	
433701-00-4							4 pairs	
-30-4	1-4	PL	AL	49,984	53,695	20,050	↑ L	1,830
-50-4				50,000	53,708		↓ L	
-80-4								
-100-4								
443701-00-4							4 pairs	
	1-4	PB	CU2	25,007	27,200	24,050	↑ O1G	1,440
				25,020	27,221		↓	

83,000 mm	49
------------------	-----------

159 (XU9S) , 171 (XU5S) , 180A (XU5J) , 180Z (XU5J) , B1A (XU51C) , B1D (XU51C) , B1E (XU51C) , B2A (XU52C) , B2A (XU52C/K) , B6B (XU5J) , B6D (XU5JA) , BAZ (XU5CP) , BDY (XU5M2Z) , BDY (XU5M3Z) , BDZ (XU5M) , BFZ (XU5JP) , D2A (XU92C) , D2B (XU9S) , D2C (XU92C) , D2H (XU92C) , D6A (XU9J2) , D6B (XU9JA) , D6C (XU9J4) , DDZ (XU9M) , DFW (XU9J4Z) , DFZ (XU9J1) , DKZ (XU9JAZ) ,

401109-00-4							5 pairs	
-30-4	1-5	HL	AL	59,990	63,718	20,290	↑ LO1G	1,845
-50-4				60,000	63,727		↓ LO1	
411101-00-2							2 pairs	
-10-2		AS	CU2	67,050	83,050		↑ L G	2,330
-15-2				67,300	83,300		↓ G	

83,000 mm	50
------------------	-----------

D8A (XUD9TE) , D8B (XUD9TE) , DHV (XUD9BSD) , DHW (XUD9SD) , DHX (XUD9TE) , DHY (XUD9TE) , XUD9TE ,

403701-00-4							5 pairs	
-30-4	1-5	HL	AL	59,981	63,731	20,290	↑ LO1G	1,845
-50-4				60,000	63,750		↓ L	
-80-4								
-100-4								
413701-00-2							2 pairs	
-10-2	1-2	AS	AL	67,050	83,050		↑ G	1,880
-15-2				67,300	83,300		↓ G	
433706-00-4							4 pairs	
-30-4	1-4	PL	CU3	49,984	53,695	20,000	↑ L	1,838
-50-4				50,000	53,708		↓ L	
-80-4								
443702-00-4							4 pairs	
	1-4	PB	CU2	28,007	30,200	23,100	↑ O1G	1,500
				28,020	30,221		↓	

83,000 mm	51
------------------	-----------

D8C (XUD9UTF)

403701-00-4							5 pairs	
-30-4	1-5	HL	AL	59,981	63,731	20,290	↑ LO1G	1,845
-50-4				60,000	63,750		↓ L	
-80-4								
-100-4								
413701-00-2							2 pairs	
-10-2	1-2	AS	AL	67,050	83,050		↑ G	1,880
-15-2				67,300	83,300		↓ G	
443702-00-4							4 pairs	
	1-4	PB	CU2	28,007	30,200	23,100	↑ O1G	1,500
				28,020	30,221		↓	



83,000 mm 52

L6A (XU7JP) , LFW (XU7JP) , LFX (XU7JB) , LFY (XU7JP4) , LFZ (XU7JP) ,

401109-00-4										5 pairs
-30-4	1-5	HL	AL	59,990	63,718	20,290	↑ LO1G	1,845		
-50-4				60,000	63,727		↓ LO1			
411101-00-2										2 pairs
-10-2		AS	CU2	67,050	83,050		↑ L G	2,330		
-15-2				67,300	83,300		↓ G			
431115-00-4										4 pairs
-30-4	1-4	PL	AL	44,975	48,655	22,500	↑ LO1	1,825		
-50-4				44,991	48,671		↓ LO1			

84,000 mm 53

105 (XM7) , XC7P , XC7 , XM7 ,

401104-00-4										5 pairs
-30-4	1	HL	AL	59,401	63,227	29,500	↑ LO1G	1,888	1 pair	
-50-4				59,416	63,246		↓ LO1G			
-80-4										
-100-4	2	HL	AL	58,548	62,384	21,500	↑ LO1	1,888	1 pair	
-125-4				58,573	62,403		↓ LO1			
-150-4										
	3	HL	AL	57,174	61,000	29,500	↑ LO1G	1,888	1 pair	
				57,189	61,019		↓ LO1G			
	4	HL	AL	56,140	59,976	21,500	↑ LO1	1,888	1 pair	
				56,165	59,995		↓ LO1			
	5	HL	AL	54,905	58,731	29,350	↑ LO1G	1,888	1 pair	
				54,920	58,750		↓ LO1G			
401105-00-4										5 pairs
-30-4	1	HL	AL	59,401	63,227	29,500	↑ LO2G	1,900	1 pair	
-50-4				59,416	63,246		↓ L			
-80-4										
-100-4	2	HL	AL	58,548	62,384	21,500	↑ LO2G	1,900	1 pair	
-125-4				58,573	62,403		↓ LO1			
	3	HL	AL	57,174	61,000	29,500	↑ LO1G	1,900	1 pair	
				57,189	61,019		↓ L			
	4	HL	AL	56,140	59,976	21,500	↑ LO2G	1,900	1 pair	
				56,165	59,995		↓ LO1			
	5	HL	AL	54,905	58,731	29,350	↑ LO1G	1,900	1 pair	
				54,920	58,750		↓ L			
431105-00-4										4 pairs
-30-4	1-4	PL	AL	49,975	53,655	23,400	↑ LO1	1,818		
-50-4				49,991	53,674		↓ LO1			
-80-4										
-100-4										
-125-4										
-150-4										



Type

84,000 mm 54

105C (XM7A), 169B (XM7T),

401105-00-4 5 pairs

Part No.	QTY	Type	Material	Weight (kg)	Weight (kg)	Weight (kg)	Notes	Weight (kg)	QTY
-30-4	1	HL	AL	59,401	63,227	29,500	↑ LO2G	1,900	1 pair
-50-4				59,416	63,246		↓ L		
-80-4									
-100-4	2	HL	AL	58,548	62,384	21,500	↑ LO2G	1,900	1 pair
-125-4				58,573	62,403		↓ LO1		
	3	HL	AL	57,174	61,000	29,500	↑ LO1G	1,900	1 pair
				57,189	61,019		↓ L		
	4	HL	AL	56,140	59,976	21,500	↑ LO2G	1,900	1 pair
				56,165	59,995		↓ LO1		
	5	HL	AL	54,905	58,731	29,350	↑ LO1G	1,900	1 pair
				54,920	58,750		↓ L		

431105-00-4 4 pairs

-30-4	1-4	PL	AL	49,975	53,655	23,400	↑ LO1	1,818	
-50-4				49,991	53,674		↓ LO1		
-80-4									
-100-4									
-125-4									
-150-4									

84,000 mm 55

XC5P, XC6, XM7P,

401104-00-4 5 pairs

Part No.	QTY	Type	Material	Weight (kg)	Weight (kg)	Weight (kg)	Notes	Weight (kg)	QTY
-30-4	1	HL	AL	59,401	63,227	29,500	↑ LO1G	1,888	1 pair
-50-4				59,416	63,246		↓ LO1G		
-80-4									
-100-4	2	HL	AL	58,548	62,384	21,500	↑ LO1	1,888	1 pair
-125-4				58,573	62,403		↓ LO1		
-150-4	3	HL	AL	57,174	61,000	29,500	↑ LO1G	1,888	1 pair
				57,189	61,019		↓ LO1G		
	4	HL	AL	56,140	59,976	21,500	↑ LO1	1,888	1 pair
				56,165	59,995		↓ LO1		
	5	HL	AL	54,905	58,731	29,350	↑ LO1G	1,888	1 pair
				54,920	58,750		↓ LO1G		

431105-00-4 4 pairs

-30-4	1-4	PL	AL	49,975	53,655	23,400	↑ LO1	1,818	
-50-4				49,991	53,674		↓ LO1		
-80-4									
-100-4									
-125-4									
-150-4									

84,000 mm 56

KF5, KF6, XM,

431105-00-4 4 pairs

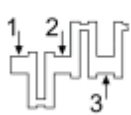
-30-4	1-4	PL	AL	49,975	53,655	23,400	↑ LO1	1,825	
-50-4				49,991	53,671		↓ LO1		
-80-4									
-100-4									
-125-4									
-150-4									

85,000 mm 57

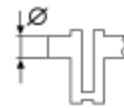
RFH (EW10A), RFJ (EW10A), RFK (EW10J4S), RFM (EW10J4), RFN (EW10J4), RFR (EW10J4), RLZ (EW10D),

431115-00-4 4 pairs

-30-4	1-4	PL	AL	44,975	48,655	22,500	↑ LO1	1,825	
-50-4				44,991	48,671		↓ LO1		



Type



85,000 mm

58

4HK (DW12MTED4), 4HL (DW12C), 4HN (DW12MTED4), 4HP (DW12BTED4), 4HR (DW12BTED4), 4HS (DW12BTED4), 4HT (DW12BTED4), 4HW (DW12ATED4), 4HW (DW12ATED4), 4HX (DW12TED4), 4HY (DW12UTED), 4HZ (DW12TED4), AHK (DW10FE), EHZ (DW10FDCU),

403701-00-4										5 pairs
-30-4	1-5	HL	AL	59,981	63,731	20,290	↑ LO1G			1,845
-50-4				60,000	63,750		↓ L			
-80-4										
-100-4										
411101-00-2										2 pairs
-10-2		AS	CU2	67,050	83,050		↑ L	G		2,330
-15-2				67,300	83,300		↓	G		
431106-00-4										4 pairs
-30-4	1-4	PL	CU3	49,984	53,695	20,000	↑ L			1,838
-50-4			↓ AL	50,000	53,708		↓ L			
-80-4										
-100-4										

85,000 mm

59

AHM (DW10FUE), AHN (DW10FUD), AHP (DW10FUC),

403701-00-4										5 pairs
-30-4	1-5	HL	AL	59,981	63,731	20,290	↑ LO1G			1,845
-50-4				60,000	63,750		↓ L			
-80-4										
-100-4										
411101-00-2										2 pairs
-10-2		AS	CU2	67,050	83,050		↑ L	G		2,330
-15-2				67,300	83,300		↓	G		
441103-00-4										4 pairs
	1-4	PB	CU2	27,997	30,200	24,050	↑ O	G		1,300
				28,000	30,225		↓			

85,000 mm

60

P8C (XUD11BTE), PHZ (XUD11ATE),

403701-00-4										5 pairs
-30-4	1-5	HL	AL	59,981	63,731	20,290	↑ LO1G			1,845
-50-4				60,000	63,750		↓ L			
-80-4										
-100-4										
413701-00-2										2 pairs
-10-2	1-2	AS	AL	67,050	83,050		↑	G		1,880
-15-2				67,300	83,300		↓ L	G		

85,000 mm

61

AHH (DW10FC), AHJ (DW10FE), AHR (DW10FD), AHS (DW10FD), AHV (DW10FD), AHW (DW10FC), AHX (DW10FCD), AHX (DW10FD), AHY (DW10CE), AHZ (DW10CD), EHY (DW10FCC), EHZ (DW10FC), RHA (DW10CTED4), RHC (DW10CTED4), RHD (DW10CB), RHD (DW10CTED4), RHE (DW10CTED4), RHF (DW10BTED4), RHH (DW10CTED4), RHK (DW10UTED4), RHL (DW10BTED4), RHM (DW10ATED4), RHO (DW10DTE4), RHR (DW10BTED4), RHR (DW10CB), RHS (DW10ATED), RHT (DW10ATED4), RHV (DW10TD), RHV (DW10UTD), RHW (DW10ATED4), RHX (DW10BTED), RHY (DW10TD), RHZ (DW10ATED), RHZ (DW10BTED), RHZ (DW10BTED+), RHZ (DW10CTED),

403701-00-4										5 pairs
-30-4	1-5	HL	AL	59,981	63,731	20,290	↑ LO1G			1,845
-50-4				60,000	63,750		↓ L			
-80-4										
-100-4										
411101-00-2										2 pairs
-10-2		AS	CU2	67,050	83,050		↑ L	G		2,330
-15-2				67,300	83,300		↓	G		
431106-00-4										4 pairs
-30-4	1-4	PL	CU3	49,984	53,695	20,000	↑ L			1,838
-50-4			↓ AL	50,000	53,708		↓ L			
-80-4										
-100-4										
441103-00-4										4 pairs
	1-4	PB	CU2	27,997	30,200	24,050	↑ O	G		1,300
				28,000	30,225		↓			



85,000 mm 62

XDP 85

433707-00-4 4 pairs									
-30-4	1-4	PL	AL	49,984	53,695	29,000	↑ L		1,822
-50-4				50,000	53,708		↓ L		
-80-4									

86,000 mm 63

4HG (P22DTE), 4HG (PUMA C), 4HH (P22DTE), 4HH (PUMA C), 4HJ (P22DTE), 4HJ (PUMA C), 4HU (P22DTE), 4HV (P22DTE),

402102-00-4 5 pairs										
-25-4	1	HL	AL	69,940	74,520	19,580	↑ O2G		2,250	1 pair
-50-4				69,940	74,520		↓			
	2,4,5	HL	AL	64,940	69,520	24,080	↑ O2G		2,250	3 pairs
				64,940	69,520	↓ 23,280	↓			
	3	FL	AL	69,940	74,520	30,150	↑ O2G		2,250	1 pair
		↓ HL		69,940	74,520	↓ 23,280	↓			
432106-00-4 4 pairs										
-25-4	1-4	PL	CU3	52,980	55,996	24,450			1,487	
-50-4				53,000	56,016					

86,000 mm 64

P9A (XUD11A), R6A (XU10J2), RGX (XU10J2CTE),

403701-00-4 5 pairs										
-30-4	1-5	HL	AL	59,981	63,731	20,290	↑ LO1G		1,845	
-50-4				60,000	63,750		↓ L			
-80-4										
-100-4										
413701-00-2 2 pairs										
-10-2	1-2	AS	AL	67,050	83,050		↑ G		1,880	
-15-2				67,300	83,300		↓ L G			

86,000 mm 65

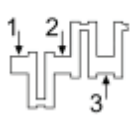
4HM (P22DTE+)

432106-00-4 4 pairs										
-25-4	1-4	PL	CU3	52,980	55,996	24,450			1,487	
-50-4				53,000	56,016					

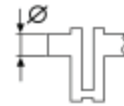
86,000 mm 66

R5A (XU102C), RFL (XU10J2U), RFS (XU10J4RS), RFT (XU10J4), RFU (XU10J2), RFV (XU10J4R), RFW (XU10J2), RFX (XU10J2), RFY (XU10J4Z), RFZ (XU10J2Z), RGX (XU10J2TE), RGY (XU10J2TE), RGZ (XU10J4TE/Z),

403701-00-4 5 pairs										
-30-4	1-5	HL	AL	59,981	63,731	20,290	↑ LO1G		1,845	
-50-4				60,000	63,750		↓ L			
-80-4										
-100-4										
413701-00-2 2 pairs										
-10-2	1-2	AS	AL	67,050	83,050		↑ G		1,880	
-15-2				67,300	83,300		↓ L G			
433711-00-4 4 pairs										
-30-4	1-4	PL	AL	49,985	53,691	20,300	↑ LO1		1,836	
-50-4				50,000	53,710		↓ LO1			



Type



88,000 mm

67

829 (ZEJ), 851 (ZDJ), 851B (ZDJL), 851X (ZDJL),

401101-00-4										5 pairs
-25-4	1-5	HL	AL	62,873	66,668	23,500	↑ LO3G	1,884		
-50-4				62,892	66,687		↓ LO3G			
-75-4										
-100-4										
431101-00-4										4 pairs
-25-4	1-4	PL	AL	56,267	60,005	20,750	↑ LO1	1,842		
-50-4				56,286	60,019		↓ L			
-75-4										
-100-4										

88,000 mm

68

XD4x88, XDP 4.88,

403704-00-4										5 pairs
-30-4	1,3,5	HL	AL	54,994	58,731	30,000	↑ LO2G	1,835	3 pairs	
-50-4				55,009	58,750		↓ L			
-80-4	2,4	HL	AL	54,994	58,731	22,000	↑ LO1G	1,835	2 pairs	
				55,009	58,750		↓ L			
433707-00-4										4 pairs
-30-4	1-4	PL	AL	49,984	53,695	29,000	↑ L	1,822		
-50-4				50,000	53,708		↓ L			
-80-4										

88,000 mm

69

XD 88, XDP 88,

402101-00-4										5 pairs
-30-4	1,3,5	HL	AL	59,994	63,737	30,000	↑ LO2G	1,837	3 pairs	
-50-4				60,021	63,750		↓ L			
-80-4	2,4	HL	AL	59,994	63,737	24,000	↑ LO1G	1,837	2 pairs	
-100-4				60,021	63,750		↓ L			
403704-00-4										5 pairs
-30-4	1,3,5	HL	AL	54,994	58,731	30,000	↑ LO2G	1,835	3 pairs	
-50-4				55,009	58,750		↓ L			
-80-4	2,4	HL	AL	54,994	58,731	22,000	↑ LO1G	1,835	2 pairs	
				55,009	58,750		↓ L			
433707-00-4										4 pairs
-30-4	1-4	PL	AL	49,984	53,695	29,000	↑ L	1,822		
-50-4				50,000	53,708		↓ L			
-80-4										



88,000 mm **70**

106 (XN1), 107 (XN2), 170B (XN1T), 170C (XN1TA), XN1P, XN1,

401104-00-4 **5 pairs**

-30-4	1	HL	AL	59,401 59,416	63,227 63,246	29,500	↑ LO1G ↓ LO1G	1,888	1 pair
-50-4									
-80-4									
-100-4	2	HL	AL	58,548 58,573	62,384 62,403	21,500	↑ LO1 ↓ LO1	1,888	1 pair
-125-4									
-150-4	3	HL	AL	57,174 57,189	61,000 61,019	29,500	↑ LO1G ↓ LO1G	1,888	1 pair
	4	HL	AL	56,140 56,165	59,976 59,995	21,500	↑ LO1 ↓ LO1	1,888	1 pair
	5	HL	AL	54,905 54,920	58,731 58,750	29,350	↑ LO1G ↓ LO1G	1,888	1 pair

401105-00-4 **5 pairs**

-30-4	1	HL	AL	59,401 59,416	63,227 63,246	29,500	↑ LO2G ↓ L	1,900	1 pair
-50-4									
-80-4									
-100-4	2	HL	AL	58,548 58,573	62,384 62,403	21,500	↑ LO2G ↓ LO1	1,900	1 pair
-125-4									
	3	HL	AL	57,174 57,189	61,000 61,019	29,500	↑ LO1G ↓ L	1,900	1 pair
	4	HL	AL	56,140 56,165	59,976 59,995	21,500	↑ LO2G ↓ LO1	1,900	1 pair
	5	HL	AL	54,905 54,920	58,731 58,750	29,350	↑ LO1G ↓ L	1,900	1 pair

431105-00-4 **4 pairs**

-30-4	1-4	PL	AL	49,975 49,991	53,655 53,674	23,400	↑ LO1 ↓ LO1	1,818	
-50-4									
-80-4									
-100-4									
-125-4									
-150-4									

88,000 mm **71**

106E (XN1A), 170 (XN1T), 170D (XN1TACP), XN1TA, XN1T,

401105-00-4 **5 pairs**

-30-4	1	HL	AL	59,401 59,416	63,227 63,246	29,500	↑ LO2G ↓ L	1,900	1 pair
-50-4									
-80-4									
-100-4	2	HL	AL	58,548 58,573	62,384 62,403	21,500	↑ LO2G ↓ LO1	1,900	1 pair
-125-4									
	3	HL	AL	57,174 57,189	61,000 61,019	29,500	↑ LO1G ↓ L	1,900	1 pair
	4	HL	AL	56,140 56,165	59,976 59,995	21,500	↑ LO2G ↓ LO1	1,900	1 pair
	5	HL	AL	54,905 54,920	58,731 58,750	29,350	↑ LO1G ↓ L	1,900	1 pair

431105-00-4 **4 pairs**

-30-4	1-4	PL	AL	49,975 49,991	53,655 53,674	23,400	↑ LO1 ↓ LO1	1,818	
-50-4									
-80-4									
-100-4									
-125-4									
-150-4									



90,000 mm 72

XD4x90 , XD90 , XDP 4.90 , XDP X90 ,

403704-00-4 5 pairs										
-30-4	1,3,5	HL	AL	54,994	58,731	30,000	↑ LO2G	1,835	3 pairs	
-50-4				55,009	58,750		↓ L			
-80-4	2,4	HL	AL	54,994	58,731	22,000	↑ LO1G	1,835	2 pairs	
				55,009	58,750		↓ L			
433707-00-4 4 pairs										
-30-4	1-4	PL	AL	49,984	53,695	29,000	↑ L	1,822		
-50-4				50,000	53,708		↓ L			
-80-4										

90,000 mm 73

XDP 90

402101-00-4 5 pairs										
-30-4	1,3,5	HL	AL	59,994	63,737	30,000	↑ LO2G	1,837	3 pairs	
-50-4				60,021	63,750		↓ L			
-80-4	2,4	HL	AL	59,994	63,737	24,000	↑ LO1G	1,837	2 pairs	
-100-4				60,021	63,750		↓ L			
403704-00-4 5 pairs										
-30-4	1,3,5	HL	AL	54,994	58,731	30,000	↑ LO2G	1,835	3 pairs	
-50-4				55,009	58,750		↓ L			
-80-4	2,4	HL	AL	54,994	58,731	22,000	↑ LO1G	1,835	2 pairs	
				55,009	58,750		↓ L			
433707-00-4 4 pairs										
-30-4	1-4	PL	AL	49,984	53,695	29,000	↑ L	1,822		
-50-4				50,000	53,708		↓ L			
-80-4										

92,000 mm 74

T9A (DJ5)

403703-00-4 * 5 pairs										
-30-4	1,2,4,5	HL	AL	63,980	68,689	21,500	↑ LO1G	2,327	4 pairs	
-50-4				63,998	68,707		↓ L			
	3	FL	AL	63,980	68,676	27,500	↑ LO1G	2,327	1 pair	
				63,998	68,696		↓ L			
433705-00-4 4 pairs										
-30-4	1-4	PL	CU3	53,981	57,675	22,650		1,823		
-50-4				54,000	57,695					
433715-00-4 4 pairs										
-30-4	1-4	PL	CU3	53,981	57,675	22,650	↑ L	1,825		
-50-4				54,000	57,695		↓ L			
-80-4										

93,000 mm 75

CRD93 (PSA) , CRD93L , CRD93 ,

401107-00-4 5 pairs										
-25-4	1-5	HL	AL	67,035	71,695	28,700	↑ LO2G	2,317		
-50-4				67,050	71,705		↓ LO2G			
-75-4										
431108-00-4 4 pairs										
-25-4	1-4	PL	AL	53,990	57,675	24,500	↑ LO1G	1,826		
-50-4				54,005	57,685		↓ LO1			
-75-4										
441104-00-4 4 pairs										
	1-4	PB	CU2	30,008	33,000	31,900	↑ O2	1,800		
				30,014	33,033		↓			



93,000 mm 76

CRD93LS (U25/673)

401107-00-4 5 pairs									
-25-4	1-5	HL	AL	67,035	71,695	28,700	↑ LO2G	2,317	
-50-4				67,050	71,705		↓ LO2G		
-75-4									

94,000 mm 77

134 (XD2), 147 (XD2S), XD2,

402101-00-4 5 pairs									
-30-4	1,3,5	HL	AL	59,994	63,737	30,000	↑ LO2G	1,837	3 pairs
-50-4				60,021	63,750		↓ L		
-80-4									
-100-4	2,4	HL	AL	59,994	63,737	24,000	↑ LO1G	1,837	2 pairs
				60,021	63,750		↓ L		
432101-00-4 4 pairs									
-30-4	1-4	PL	AL	54,994	58,737	29,000	↑ L	1,838	
-50-4				55,021	58,750		↓ L		
-80-4									
-100-4									
433707-00-4 4 pairs									
-30-4	1-4	PL	AL	49,984	53,695	29,000	↑ L	1,822	
-50-4				50,000	53,708		↓ L		
-80-4									

94,000 mm 78

152A (XD3T), 152B (XD3TE), 155 (XD3), EN 55, ET 70, XD2P94, XD2PX94, XD2S, XD3P, XD3TE, XD3T,

402101-00-4 5 pairs									
-30-4	1,3,5	HL	AL	59,994	63,737	30,000	↑ LO2G	1,837	3 pairs
-50-4				60,021	63,750		↓ L		
-80-4									
-100-4	2,4	HL	AL	59,994	63,737	24,000	↑ LO1G	1,837	2 pairs
				60,021	63,750		↓ L		
432101-00-4 4 pairs									
-30-4	1-4	PL	AL	54,994	58,737	29,000	↑ L	1,838	
-50-4				55,021	58,750		↓ L		
-80-4									
-100-4									

94,400 mm 79

8140.23 (F28DTSE), 8140.43 (F28DT), 8140.43N, 8140.43S (F28DTCR), 8140.63 (F28D),

401108-00-4 5 pairs									
-25-4	1-4	HL	CU3	80,182	84,588	23,800	↑ LO1G	2,164	4 pairs
-50-4				80,208	84,614		↓ L		
	5	FL	CU3	86,182	90,588	30,950	↑ LO1G	2,164	1 pair
				86,208	90,614		↓ L		
433807-00-4 4 pairs									
-25-4	1-4	PL	CU3	56,520	60,333	24,700	↑ L	1,870	
-50-4				56,535	60,345		↓ L		








95,800 mm 80

F1CE0481D (F30DT), F1CE0481D (F30DTE), F1CE0481D (FG30DT), F1CE3481E (F30DTE), F1CE3481N (F30DTE),

402002-00-4 5 pairs									
-25-4	1,2,4	HL	AL	71,182	75,577	27,000	↑ LO1G	2,174	3 pairs
-50-4				71,208	75,614		↓ L		
	3	FL	AL	71,182	75,577	30,960	↑ LO1G	2,174	1 pair
		↓ HL		71,208	75,614		↓ L		
	5	HL	AL	76,182	80,588	27,000	↑ LO1G	1,174	1 pair
				76,208	80,614		↓ L		













PEUGEOT (DF-PSA)

							
2008 1.2 THP	HN03 (EB2DTSM)	07.16	1199	B	100 kW	929	2
2008 1.2 THP	HN03	07.16	1199	B	100 kW	929	1
2008 1.6 VTi	NFP (EC5)	04.14 - 12.17	1587	B	86 kW	929	4
2008 230 THP	HN05(EB2ADTS)	05.20	1199	B	100 kW	929	3
206 1.6	TU5JP4	01.06 - 02.09	1587	B	78 kW	929	5
207 307 CROSS 1.6	NFP (EC5)	05.13 - 12.16	1587	B	86 kW	929	4
207 307 Schrägheck 1.6	NFP (EC5)	05.13 - 12.16	1587	B	86 kW	929	4
207 307 Schrägheck 1.6	TU5JP4	02.08 - 12.14	1587	B	78 kW	929	5
207 307 Schrägheck 2.0	RFJ (EW10A)	02.08 - 12.12	1997	B	108 kW	930	9
207 307 Stufenheck 1.6	TU5JP4	08.04 - 12.14	1587	B	78 kW	929	5
207 307 Stufenheck 2.0	PSA RFN 10LH47	08.04 - 12.06	1997	B	99 kW	930	8
207 307 Stufenheck 2.0	RFJ (EW10A)	05.06 - 12.13	1997	B	108 kW	930	9
207 308 Stufenheck 1.6 VTi	NFP (EC5)	04.13	1587	B	86 kW	929	4
207 308 Stufenheck 2.0	PSA RFN 10LH3X	10.11	1997	B	108 kW	930	7
207 408 1.6 CNG	N6A 10XA3A PSA	01.12 - 10.16	1587	B/G	78 kW	929	5
207 408 1.6 CNG	NFP (EC5)	01.15 - 10.16	1587	B/G	86 kW	929	4
207 408 1.6 VTi	NFP (EC5)	10.12 - 12.16	1587	B	86 kW	929	4
207 408 1.6	TU5JP4	01.10 - 12.14	1587	B	78 kW	929	5
207 508 2.0	PSA RFN 10LH3X	07.11 - 12.17	1997	B	108 kW	930	7
207 508 2.0	RFJ (EW10A)	07.11 - 12.17	1997	B	108 kW	930	9
207 CROSS 1.6	N6A 10XA3A PSA	11.12 - 12.14	1587	B	78 kW	929	5
207 Schrägheck 1.6	TU5JP4	03.09 - 12.14	1587	B	78 kW	929	5
207 Stufenheck 1.6	TU5JP4	11.08 - 12.14	1587	B	78 kW	929	5
3008 2.0	PSA RFN 10LH3X	01.13	1997	B	108 kW	930	7
3008 2.0	RFJ (EW10A)	01.13	1997	B	108 kW	930	9
301 1.6 CNG	NFP (EC5)	10.14	1587	B/G	75 kW	929	4
301 1.6	NFP (EC5)	11.13	1587	B	86 kW	929	4
308S 1.2 THP	HN03 (EB2DTSM)	04.15	1199	B	100 kW	929	2
308S 1.2 THP	HN03	04.15	1199	B	100 kW	929	1
308S 1.6 VTi	NFP (EC5)	04.15	1587	B	86 kW	929	4
308 1.6	NFP (EC5)	09.16	1587	B	86 kW	929	4
308 190 THP	HN10 (EB2DTSM)	01.19	1199	B	85 kW	929	3
308 230 THP	HN03 (EB2DTSM)	09.16	1199	B	100 kW	929	2
308 230 THP	HN03	09.16	1199	B	100 kW	929	1
408 1.2 THP	HN03 (EB2DTSM)	03.15	1199	B	100 kW	929	2

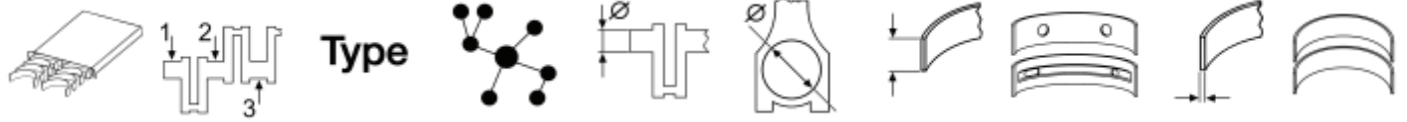
PEUGEOT (DF-PSA)



			ccm	kW			1 POS				ccm	kW			1 POS
EW10J4	85,000	4	1997	97 kW	B	930	6	NFP (EC5)	78,500	4	1587	75 - 86 kW	B	929	4
HN03 (EB2DTSM)	75,000	3	1199	100 kW	B	929	2	PSA RFN 10LH3X	85,000	4	1997	108 kW	B	930	7
HN03	75,000	3	1199	100 kW	B	929	1	PSA RFN 10LH46	85,000	4	1997	97 kW	B	930	9
HN05(EB2ADTS)	75,000	3	1199	100 kW	B	929	3	PSA RFN 10LH47	85,000	4	1997	99 kW	B	930	8
HN10 (EB2DTSM)	75,000	3	1199	85 kW	B	929	3	RFJ (EW10A)	85,000	4	1997	108 kW	B	930	9
N6A 10XA3A PSA	78,500	4	1587	78 kW	B/G	929	5	TU5JP4	78,500	4	1587	78 kW	B	929	5



PEUGEOT (DF-PSA)



75,000 mm								1	
HN03									
403709-00-3								4 pairs	
-30-3	1-4	HL	CU2	41,984	45,600	16,100	↑ O1G	1,800	
-50-3				42,000	45,619		↓		
-75-3									
433709-00-3								3 pairs	
-30-3	1-3	PL	CU2	41,984	45,000	16,000		1,500	
-50-3				42,000	45,016				
-75-3									
75,000 mm								2	
HN03 (EB2DTSM)									
403709-00-3								4 pairs	
-30-3	1-4	HL	CU2	41,984	45,600	16,100	↑ O1G	1,800	
-50-3				42,000	45,619		↓		
-75-3									
411114-00-1								1 pair	
-10-1	1	AS	AL	48,500	65,750		↑ L G	2,380	
-15-1				48,750	66,000		↓ L G		
433709-00-3								3 pairs	
-30-3	1-3	PL	CU2	41,984	45,000	16,000		1,500	
-50-3				42,000	45,016				
-75-3									
75,000 mm								3	
HN05(EB2ADTS) , HN10 (EB2DTSMD) ,									
411114-00-1								1 pair	
-10-1	1	AS	AL	48,500	65,750		↑ L G	2,380	
-15-1				48,750	66,000		↓ L G		
78,500 mm								4	
NFP (EC5)									
411110-00-1								1 pair	
-10-1	1	AS	AL	55,250	71,450		↑ L G	2,450	
-15-1				55,500	71,700		↓ L G		
431104-00-4								4 pairs	
-30-4	1-4	PL	AL	44,975	48,655	19,750	↑ L	1,820	
-50-4				44,991	48,671		↓ L		
-80-4									
-100-4									
-125-4									
78,500 mm								5	
N6A 10XA3A PSA , TU5JP4 ,									
401102-00-4								5 pairs	
-30-4	2,3,4	HL	AL	49,965	53,712	17,290	↑ LO2	1,854	3 pairs
-50-4				49,981	53,731		↓ LO2		
-80-4	1,5	HL	AL	49,965	53,712	17,290	↑ LO1G	1,854	2 pairs
				49,981	53,731		↓ LO1G		
411110-00-1								1 pair	
-10-1	1	AS	AL	55,250	71,450		↑ L G	2,450	
-15-1				55,500	71,700		↓ L G		
431104-00-4								4 pairs	
-30-4	1-4	PL	AL	44,975	48,655	19,750	↑ L	1,820	
-50-4				44,991	48,671		↓ L		
-80-4									
-100-4									
-125-4									

PEUGEOT (DF-PSA)



Type

85,000 mm

6

EW10J4

431115-00-4									4 pairs
-30-4	1-4	PL	AL	44,975	48,655	22,500	↑ LO1		1,825
-50-4				44,991	48,671		↓ LO1		

85,000 mm

7

PSA RFN 10LH3X

403701-00-4									5 pairs
-30-4	1-5	HL	AL	59,981	63,731	20,290	↑ LO1G		1,845
-50-4				60,000	63,750		↓ L		
-80-4									
-100-4									

431106-00-4									4 pairs
-30-4	1-4	PL	CU3	49,984	53,695	20,000	↑ L		1,838
-50-4			↓ AL	50,000	53,708		↓ L		
-80-4									
-100-4									

85,000 mm

8

PSA RFN 10LH47

431115-00-4									4 pairs
-30-4	1-4	PL	AL	44,975	48,655	22,500	↑ LO1		1,825
-50-4				44,991	48,671		↓ LO1		

433803-00-4									4 pairs
-25-4	1-4	PL	AL	48,000	51,587	20,500	↑ L		1,768
-50-4				48,020	51,600		↓ L		
-75-4									

85,000 mm

9

PSA RFN 10LH46 , RFJ (EW10A) ,








403701-00-4									5 pairs
-30-4	1-5	HL	AL	59,981	63,731	20,290	↑ LO1G		1,845
-50-4				60,000	63,750		↓ L		
-80-4									
-100-4									






411101-00-2									2 pairs
-10-2		AS	CU2	67,050	83,050		↑ L G		2,330
-15-2				67,300	83,300		↓ G		






431106-00-4									4 pairs
-30-4	1-4	PL	CU3	49,984	53,695	20,000	↑ L		1,838
-50-4			↓ AL	50,000	53,708		↓ L		
-80-4									
-100-4									

441103-00-4									4 pairs
	1-4	PB	CU2	27,997	30,200	24,050	↑ O G		1,300
				28,000	30,225		↓		



							
914 1.7	W	01.69 - 12.73	1679	B	59 kW	933	1
914 2.0	GB	01.72 - 12.75	1971	B	74 kW	933	2
924 2.5 S	M 44.07	09.85 - 12.88	2479	B	110 kW	933	3
924 2.5 S	M 44.08	09.85 - 12.88	2479	B	110 kW	933	3
924 2.5 S	M 44.09	08.87 - 07.88	2479	B	118 kW	933	3
924 2.5 S	M 44.10	08.87 - 07.88	2479	B	118 kW	933	3
944 Cabriolet 2.5 Turbo	M 44.52	11.90 - 07.91	2479	B	184 kW	933	3
944 Cabriolet 3.0 S2	M 44.41	12.88 - 07.91	2990	B	155 kW	933	4
944 2.5 S	M 44.40	08.86 - 07.88	2479	B	140 kW	933	3
944 2.5 Turbo	M 44.50	08.85 - 07.88	2479	B	162 kW	933	3
944 2.5 Turbo	M 44.51	08.85 - 07.88	2479	B	162 kW	933	3
944 2.5 Turbo	M 44.52	09.87 - 07.91	2479	B	184 kW	933	3
944 2.5	M 44.01	06.81 - 07.87	2479	B	120 kW	933	3
944 2.5	M 44.02	01.85 - 07.87	2479	B	110 kW	933	3
944 2.5	M 44.03	06.81 - 07.87	2479	B	120 kW	933	3
944 2.5	M 44.04	01.85 - 07.87	2479	B	110 kW	933	3
944 2.5	M 44.05	08.87 - 12.90	2479	B	118 kW	933	3
944 2.5	M 44.05	06.81 - 07.87	2479	B	120 kW	933	3
944 2.5	M 44.06	06.81 - 07.87	2479	B	120 kW	933	3
944 2.5	M 44.07	01.85 - 07.87	2479	B	110 kW	933	3
944 2.5	M 44.08	01.85 - 07.87	2479	B	110 kW	933	3
944 2.5	M 44.09	08.87 - 12.90	2479	B	118 kW	933	3
944 2.5	M 44.10	08.87 - 12.90	2479	B	118 kW	933	3
944 2.7	M 44.11	11.88 - 08.89	2681	B	121 kW	933	4
944 2.7	M 44.12	11.88 - 08.89	2681	B	121 kW	933	4
944 3.0 S2	M 44.41	12.88 - 07.91	2990	B	155 kW	933	4
968 Cabriolet 3.0	M 44.43	06.91 - 11.95	2990	B	176 kW	933	4
968 Cabriolet 3.0	M 44.44	06.91 - 11.95	2990	B	176 kW	933	4
968 3.0	M 44.43	06.91 - 11.95	2990	B	176 kW	933	4
968 3.0	M 44.44	06.91 - 11.95	2990	B	176 kW	933	4

			ccm	kW			1 POS
GB	94,000	4	1971	74 kW	B	933	2
M 44.01	100,000	4	2479	120 kW	B	933	3
M 44.02	100,000	4	2479	110 kW	B	933	3
M 44.03	100,000	4	2479	120 kW	B	933	3
M 44.04	100,000	4	2479	110 kW	B	933	3
M 44.05	100,000	4	2479	118 - 120 kW	B	933	3
M 44.06	100,000	4	2479	120 kW	B	933	3
M 44.07	100,000	4	2479	110 kW	B	933	3
M 44.08	100,000	4	2479	110 kW	B	933	3
M 44.09	100,000	4	2479	118 kW	B	933	3
M 44.10	100,000	4	2479	118 kW	B	933	3

			ccm	kW			1 POS
M 44.11	104,000	4	2681	121 kW	B	933	4
M 44.12	104,000	4	2681	121 kW	B	933	4
M 44.40	100,000	4	2479	135 - 140 kW	B	933	3
M 44.41	104,000	4	2990	155 kW	B	933	4
M 44.43	104,000	4	2990	176 kW	B	933	4
M 44.44	104,000	4	2990	176 kW	B	933	4
M 44.50	100,000	4	2479	162 kW	B	933	3
M 44.51	100,000	4	2479	162 kW	B	933	3
M 44.52	100,000	4	2479	184 kW	B	933	3
W	90,000	4	1679	59 kW	B	933	1



90,000 mm	1
------------------	----------

W
 405024-00-4
 -100-4
 -125-4

94,000 mm	2
------------------	----------

GB
 405024-00-4
 -100-4
 -125-4

100,000 mm	3
-------------------	----------






M 44.01 , M 44.02 , M 44.03 , M 44.04 , M 44.05 , M 44.06 , M 44.07 , M 44.08 , M 44.09 , M 44.10 , M 44.40 , M 44.50 , M 44.51 , M 44.52 ,
 404402-00-4 **5 pairs**

1	FL	CU3	69,971 69,990	75,000 75,019	29,890	2,498	1 pair
2,4,5	HL	CU3	69,971 69,990	75,000 75,019	25,000	2,500	3 pairs
3	HL	CU3	69,971 69,990	75,000 75,019	25,000	2,498	1 pair

104,000 mm	4
-------------------	----------






M 44.11 , M 44.12 , M 44.41 , M 44.43 , M 44.44 ,
 404402-00-4 **5 pairs**

1	FL	CU3	69,971 69,990	75,000 75,019	29,890	2,498	1 pair
2,4,5	HL	CU3	69,971 69,990	75,000 75,019	25,000	2,500	3 pairs
3	HL	CU3	69,971 69,990	75,000 75,019	25,000	2,498	1 pair

			ccm		kw		1 POS
10 (119_) 1.1	688.01	05.66 - 10.72	1108	B	33 kW	996	10
10 (119_) 1.3	810.03	07.69 - 10.72	1289	B	35 kW	997	16
11 (B/C37_) 1.1 (B/C371)	C1E 715	03.83 - 06.86	1108	B	35 kW	996	10
11 (B/C37_) 1.1 (B/C371)	C1E 720	03.83 - 06.86	1108	B	35 kW	996	10
11 (B/C37_) 1.2 (B37S, C375)	C1G 700	10.84 - 12.88	1237	B	40 kW	996	12
11 (B/C37_) 1.2 (B37S, C375)	C1G 710	10.84 - 12.88	1237	B	40 kW	996	12
11 (B/C37_) 1.4 (B/C372, B/C37C)	C1J 715	03.83 - 12.88	1397	B	44 kW	999	24
11 (B/C37_) 1.4 (B/C372, B/C37C)	C2J 730	03.83 - 12.88	1397	B	44 kW	999	24
11 (B/C37_) 1.4 (B/C373)	C2J 717	05.83 - 03.94	1397	B	53 kW	999	24
11 (B/C37_) 1.4 (B/C373)	C2J 718	03.83 - 12.85	1397	B	50 kW	999	24
11 (B/C37_) 1.4 (B/C373)	C2J 755	05.83 - 03.94	1397	B	53 kW	999	24
11 (B/C37_) 1.4 (B/C373)	C2J 757	03.83 - 12.85	1397	B	50 kW	999	24
11 (B/C37_) 1.4 (B/C373, B/C37R)	C2J 720	03.83 - 12.88	1397	B	49 kW	999	24
11 (B/C37_) 1.4 (B/C373, B/C37R)	C2J 766	03.83 - 12.88	1397	B	49 kW	999	24
11 (B/C37_) 1.4 (B/C373, B/C37R)	C2J 767	03.83 - 12.88	1397	B	49 kW	999	24
11 (B/C37_) 1.4 (B/C373, B/C37R)	C2J 768	03.83 - 12.88	1397	B	49 kW	999	24
11 (B/C37_) 1.4 Turbo (B/C375)	C1J 760	04.84 - 12.86	1397	B	77 kW	999	24
11 (B/C37_) 1.4 Turbo (B/C375)	C1J 764	04.84 - 12.86	1397	B	77 kW	999	24
11 (B/C37_) 1.4 Turbo (B/C375)	C1J 770	10.86 - 12.88	1397	B	85 kW	999	24
11 (B/C37_) 1.4 Turbo (B/C375)	C1J 782	10.86 - 12.88	1397	B	85 kW	999	24
11 (B/C37_) 1.4 Turbo	C1J 760	05.86 - 01.89	1397	B	69 kW	999	24
11 (B/C37_) 1.4 Turbo	C1J 764	02.84 - 06.86	1397	B	87 kW	999	24
11 (B/C37_) 1.4	C2J 720	07.86 - 10.87	1397	B	43 kW	999	24
11 (B/C37_) 1.6 D (B/C374)	F8M 700	08.83 - 12.88	1596	D	40 kW	1001	33
11 (B/C37_) 1.6 D (B/C374)	F8M 720	08.83 - 12.88	1595	D	40 kW	1001	33
11 (B/C37_) 1.6 D (B/C374)	F8M 730	08.83 - 12.88	1595	D	40 kW	1001	33
11 (B/C37_) 1.7 (B/C376)	F2N 700	10.83 - 12.87	1721	B	59 kW	1007	55
11 (B/C37_) 1.7 (B/C376)	F2N 704	10.83 - 12.87	1721	B	59 kW	1007	55
11 (B/C37_) 1.7 (B/C37D)	F2N 732	06.87 - 12.88	1721	B	64 kW	1007	55
11 (B/C37_) 1.7 (B/C37D)	F2N 742	06.87 - 12.88	1721	B	64 kW	1007	55
11 (B/C37_) 1.7 (B/C37E)	F3N 708	06.87 - 12.88	1721	B	69 kW	1007	55
11 (B/C37_) 1.7 (B/C37F)	F3N 718	10.84 - 12.88	1721	B	55 kW	1007	55
11 (B/C37_) 1.7 (B/C37L)	F2N 730	10.86 - 12.88	1721	B	54 kW	1007	55
11 (B/C37_) 1.7 (B37N, C73N)	F2N 708	10.86 - 12.88	1721	B	65 kW	1007	55
11 (B/C37_) 1.7 (B37N, C73N)	F2N 710	10.86 - 12.88	1721	B	65 kW	1007	55
11 (B/C37_) 1.7 (B37N, C73N)	F2N 798	10.86 - 12.88	1721	B	65 kW	1007	55
11 Kasten/Schrägheck (S37_) 1.1 (S371)	C1E 715	03.83 - 06.86	1108	B	35 kW	996	10
11 Kasten/Schrägheck (S37_) 1.1 (S371)	C1E 720	03.83 - 06.86	1108	B	35 kW	996	10
11 Kasten/Schrägheck (S37_) 1.2 (S37S)	C1G 700	10.84 - 12.88	1237	B	40 kW	996	12
11 Kasten/Schrägheck (S37_) 1.2 (S37S)	C1G 710	10.84 - 12.88	1237	B	40 kW	996	12
11 Kasten/Schrägheck (S37_) 1.4 (S372)	C1J 715	03.83 - 09.86	1397	B	44 kW	999	24
11 Kasten/Schrägheck (S37_) 1.4 (S372)	C2J 730	03.83 - 09.86	1397	B	44 kW	999	24
11 Kasten/Schrägheck (S37_) 1.4 (S373)	C2J 768	03.83 - 12.86	1397	B	50 kW	999	24
11 Kasten/Schrägheck (S37_) 1.6 D (S374)	F8M 700	08.83 - 12.88	1596	D	40 kW	1001	33
11 Kasten/Schrägheck (S37_) 1.6 D (S374)	F8M 720	08.83 - 12.88	1595	D	40 kW	1001	33
11 Kasten/Schrägheck (S37_) 1.6 D (S374)	F8M 730	08.83 - 12.88	1595	D	40 kW	1001	33
12 Kasten/Kombi 1.3	810.02	07.75 - 04.80	1289	B	37 kW	997	15
12 Kombi 1.4	C1J 791	05.83 - 06.89	1397	B	42 kW	999	24
12 Kombi 1.4	C1J 791	01.89 - 05.95	1397	B	46 kW	999	24
12 Kombi 1.4	C1J 791	04.83 - 12.89	1397	B	53 kW	999	24
12 Kombi 1.6	C2L 710	01.89 - 06.95	1565	B	46 kW	1000	31
12 TOROS Kombi 1.4	C1J 791	04.89 - 10.00	1397	B	53 kW	999	24
12 TOROS Stufenheck 1.4	C1J 791	04.89 - 10.00	1397	B	53 kW	999	24
12 Variable (117_) 1.3 (1170)	810-02/97	10.70 - 08.80	1289	B	40 kW	997	15
12 Variable (117_) 1.3 (1170)	810.02	07.75 - 04.80	1289	B	37 kW	997	15
12 Variable (117_) 1.3 (1177)	810.05	08.73 - 08.80	1289	B	44 kW	997	15
12 Variable (117_) 1.3 (1177)	810.06	08.73 - 08.80	1289	B	44 kW	997	17
12 Variable (117_) 1.3	810.06	08.82 - 03.83	1289	B	50 kW	997	17
12 Variable (117_) 1.4	C1J 791	08.76 - 12.80	1397	B	49 kW	999	24
12 Variable (117_) 1.6	821.10	08.70 - 08.76	1565	B	50 kW	1000	30
12 Variable (117_) 1.6	821.11	08.70 - 08.76	1565	B	50 kW	1000	30
12 1.3 (1170)	810-02/97	10.69 - 08.80	1289	B	40 kW	997	15








12 1.3 (1170)	810.02	07.75 - 04.80	1289	B	37 kW	997	15
12 1.3 TS (1177, 1337)	810.05	08.72 - 08.80	1289	B	44 kW	997	15
12 1.3 TS (1177, 1337)	810.06	08.72 - 08.80	1289	B	44 kW	997	17
12 1.3	810.06	07.73 - 03.83	1289	B	50 kW	997	17
12 1.4	C1J 791	08.76 - 12.80	1397	B	49 kW	999	24
12 1.4	C1J 791	05.83 - 06.89	1397	B	42 kW	999	24
12 1.4	C1J 791	01.89 - 05.95	1397	B	46 kW	999	24
12 1.4	C1J 791	04.83 - 12.89	1397	B	53 kW	999	24
12 1.6 Gordini (1173)	807.20	08.70 - 12.74	1565	B	83 kW	1000	30
12 1.6 Gordini (1173)	821.20	08.70 - 12.74	1565	B	83 kW	1000	30
12 1.6	821.10	08.70 - 08.76	1565	B	50 kW	1000	30
12 1.6	821.11	08.70 - 08.76	1565	B	50 kW	1000	30
12 1.6	C2L 710	01.89 - 06.95	1565	B	46 kW	1000	31
14 (121_) 1.2 (1210)	129	05.76 - 01.80	1218	B	42 kW	998	19
14 (121_) 1.2 (1210)	129	01.80 - 12.83	1218	B	43 kW	998	19
14 (121_) 1.4 (1212)	150	09.79 - 06.83	1360	B	52 kW	998	19
14 (121_) 1.4 (1213)	X5J	12.81 - 12.83	1360	B	44 kW	998	20
15 (130_) 1.3 (1300)	810.05	03.72 - 10.80	1289	B	44 kW	997	15
15 (130_) 1.6 (1302)	807.10	03.72 - 10.80	1565	B	66 kW	1000	30
16 (115_) 1.5	697.01	09.65 - 10.75	1469	B	40 kW	999	23
16 (115_) 1.6 TL (1152, 1153, 1157)	821.01	01.71 - 08.80	1565	B	48 kW	1000	30
16 (115_) 1.6 TL (1152, 1153, 1157)	821.02	01.71 - 08.80	1565	B	48 kW	1000	30
16 (115_) 1.6 TL (1152, 1153, 1157)	821.03	01.71 - 08.80	1565	B	48 kW	1000	30
16 (115_) 1.6 TL (1152, 1153, 1157)	821.04	01.71 - 08.80	1565	B	48 kW	1000	30
16 (115_) 1.6 TL	821.01	07.75 - 08.80	1565	B	40 kW	1000	30
16 (115_) 1.6 TL	821.02	07.75 - 08.80	1565	B	40 kW	1000	30
16 (115_) 1.6 TS (1151, 1154)	807.03	09.68 - 08.80	1565	B	61 kW	1000	30
16 (115_) 1.6 TS (1151, 1154)	807.04	09.68 - 08.80	1565	B	61 kW	1000	30
16 (115_) 1.6 TS (1151, 1154)	807.05	09.68 - 08.80	1565	B	61 kW	1000	30
16 (115_) 1.6 TX (1156)	843.01	06.74 - 08.80	1647	B	68 kW	1001	35
17 1.6 Gordini	844.12	03.74 - 10.80	1605	B	79 kW	1001	34
17 1.6	807.10	03.72 - 10.80	1565	B	66 kW	1000	30
17 1.6	843.05	06.74 - 08.79	1647	B	68 kW	1001	35
18 (134_) 1.4 (1340)	847 720	04.78 - 07.86	1397	B	47 kW	999	24
18 (134_) 1.4 (1340)	847 722	04.78 - 07.86	1397	B	47 kW	999	24
18 (134_) 1.4	847 720	03.83 - 10.91	1397	B	56 kW	999	24
18 (134_) 1.6 (1341)	841 717	09.80 - 07.86	1647	B	54 kW	1001	35
18 (134_) 1.6 (1341)	841 725	04.78 - 09.82	1647	B	58 kW	1001	35
18 (134_) 1.6 (1341)	841 726	04.78 - 09.82	1647	B	58 kW	1001	35
18 (134_) 1.6 (1341)	A2M 723	09.80 - 07.86	1647	B	54 kW	1001	35
18 (134_) 1.6 TS (1342)	A6M 725	05.82 - 07.86	1647	B	71 kW	1001	35
18 (134_) 1.6 TS (1342)	A6M 726	05.82 - 07.86	1647	B	71 kW	1001	35
18 (134_) 1.6 Turbo (1345)	807 727	10.80 - 09.82	1565	B	80 kW	1000	30
18 (134_) 1.6 Turbo (1345)	A5L 717	10.82 - 07.86	1565	B	92 kW	1000	30
18 (134_) 1.6 Turbo (1345)	A5L 718	10.82 - 07.86	1565	B	92 kW	1000	30
18 (134_) 1.6	A2M 723	08.86 - 11.93	1647	B	52 kW	1001	35
18 (134_) 2.0 (1343)	J6R 716	05.82 - 10.91	1995	B	77 kW	1011	78
18 (134_) 2.0	J6R 716	03.83 - 10.91	1995	B	69 kW	1011	78
18 (134_) 2.1 Diesel (1344)	852 710	11.81 - 11.93	2068	D	49 kW	1011	75
18 (134_) 2.1 Diesel (1344)	J8S 711	11.81 - 11.93	2068	D	49 kW	1011	75
18 (134_) 2.1 Diesel	J8S 711	11.81 - 07.86	2068	D	53 kW	1011	75
18 (134_) 2.1 TD	J8S 712	11.81 - 07.86	2068	D	65 kW	1011	75
18 (134_) 2.2 i	J6T 792	02.92 - 11.94	2165	B	90 kW	1012	79
18 Kasten/Kombi 1.4	847 720	05.79 - 07.86	1397	B	47 kW	999	24
18 Kasten/Kombi 1.4	847 722	05.79 - 07.86	1397	B	47 kW	999	24
18 Kasten/Kombi 2.1 Diesel	852 710	11.81 - 07.86	2068	D	49 kW	1011	75
18 Kasten/Kombi 2.1 Diesel	J8S 711	11.81 - 07.86	2068	D	49 kW	1011	75
18 Variable (135_) 1.4 (1350)	847 720	05.79 - 07.86	1397	B	47 kW	999	24
18 Variable (135_) 1.4 (1350)	847 722	05.79 - 07.86	1397	B	47 kW	999	24
18 Variable (135_) 1.4	847 720	03.83 - 10.91	1397	B	56 kW	999	24
18 Variable (135_) 1.6 (1351)	841 717	09.80 - 07.86	1647	B	54 kW	1001	35
18 Variable (135_) 1.6 (1351)	841 725	05.79 - 09.82	1647	B	58 kW	1001	35








			ccm		kw		1 POS
18 Variable (135_) 1.6 (1351)	841 726	05.79 - 09.82	1647	B	58 kW	1001	35
18 Variable (135_) 1.6 (1351)	A2M 723	09.80 - 07.86	1647	B	54 kW	1001	35
18 Variable (135_) 1.6 4x4	841 717	01.83 - 07.86	1647	B	54 kW	1001	35
18 Variable (135_) 1.6 4x4	841 725	02.79 - 06.81	1647	B	58 kW	1001	35
18 Variable (135_) 1.6 4x4	A2M 723	01.83 - 07.86	1647	B	54 kW	1001	35
18 Variable (135_) 1.6 TS	A6M 725	05.82 - 07.86	1647	B	71 kW	1001	35
18 Variable (135_) 1.6 TS	A6M 726	05.82 - 07.86	1647	B	71 kW	1001	35
18 Variable (135_) 1.6 Turbo (1355)	807 727	09.82 - 07.86	1565	B	80 kW	1000	30
18 Variable (135_) 1.6 Turbo	A5L 717	10.82 - 07.86	1565	B	92 kW	1000	30
18 Variable (135_) 1.6 Turbo	A5L 718	10.82 - 07.86	1565	B	92 kW	1000	30
18 Variable (135_) 1.6	A2M 723	01.81 - 11.93	1647	B	52 kW	1001	35
18 Variable (135_) 2.0 (1353)	J6R 716	10.81 - 10.91	1995	B	77 kW	1011	78
18 Variable (135_) 2.0 4x4	J6R 716	05.83 - 12.86	1995	B	76 kW	1011	78
18 Variable (135_) 2.0	J6R 716	03.83 - 10.91	1995	B	69 kW	1011	78
18 Variable (135_) 2.1 Diesel (1354)	852 710	11.80 - 07.86	2068	D	49 kW	1011	75
18 Variable (135_) 2.1 Diesel (1354)	J8S 711	11.80 - 07.86	2068	D	49 kW	1011	75
18 Variable (135_) 2.1 Diesel	J8S 711	05.79 - 07.86	2068	D	53 kW	1011	75
19 I (B/C53_) 1.2	C1G 730	01.88 - 12.92	1237	B	40 kW	996	12
19 I (B/C53_) 1.4 (B/C53P)	C2J 772	01.89 - 05.93	1397	B	43 kW	999	24
19 I (B/C53_) 1.4 Cat (B/C532)	C3J 710	01.89 - 04.92	1390	B	43 kW	999	22
19 I (B/C53_) 1.4	E6J 700	01.88 - 12.92	1390	B	59 kW	999	22
19 I (B/C53_) 1.4	E6J 701	01.88 - 12.92	1390	B	59 kW	999	22
19 I (B/C53_) 1.4	E7J 700	09.90 - 04.92	1390	B	55 kW	999	22
19 I (B/C53_) 1.7 (B/C53B)	F3N 740	09.88 - 04.92	1721	B	54 kW	1007	55
19 I (B/C53_) 1.7 (B/C53B)	F3N 741	09.88 - 04.92	1721	B	54 kW	1007	55
19 I (B/C53_) 1.7 (B/C53C)	F3N 742	09.88 - 04.92	1721	B	66 kW	1007	55
19 I (B/C53_) 1.7 (B/C53C)	F3N 743	09.88 - 04.92	1721	B	66 kW	1007	55
19 I (B/C53_) 1.7	F2N 720	09.88 - 04.92	1721	B	68 kW	1007	55
19 I (B/C53_) 1.7	F2N 721	07.88 - 04.92	1721	B	69 kW	1007	55
19 I (B/C53_) 1.7	F2N 722	07.88 - 04.92	1721	B	69 kW	1007	55
19 I (B/C53_) 1.7	F3N 746	06.89 - 04.92	1721	B	79 kW	1007	55
19 I (B/C53_) 1.8 16V (B/C53D)	F7P 704	06.89 - 04.92	1764	B	99 kW	1007	56
19 I (B/C53_) 1.8 16V	F7P 700	06.89 - 09.94	1764	B	101 kW	1007	56
19 I (B/C53_) 1.8	F3P 765	05.92 - 09.94	1794	B	67 kW	1007	57
19 I (B/C53_) 1.9 D (B/C534, B/C53J)	F8Q 706	09.88 - 04.92	1870	D	47 kW	1005	47
19 I (B/C53_) 1.9 D (B/C534, B/C53J)	F8Q 742	09.88 - 04.92	1870	D	47 kW	1005	47
19 I (B/C53_) 1.9 DT	F8Q 610	09.90 - 04.92	1870	D	68 kW	1006	50
19 I (B/C53_) 1.9 DT	F8Q 740	09.90 - 04.92	1870	D	66 kW	1006	50
19 I Cabriolet (D53_) 1.7	F2N 724	07.91 - 04.92	1721	B	55 kW	1007	55
19 I Cabriolet (D53_) 1.7	F3N 742	07.91 - 04.92	1721	B	70 kW	1007	55
19 I Cabriolet (D53_) 1.7	F3N 742	07.91 - 04.92	1721	B	66 kW	1007	55
19 I Cabriolet (D53_) 1.7	F3N 743	07.91 - 04.92	1721	B	70 kW	1007	55
19 I Cabriolet (D53_) 1.7	F3N 743	07.91 - 04.92	1721	B	66 kW	1007	55
19 I Cabriolet (D53_) 1.8 16V (D53D)	F7P 700	07.91 - 04.92	1764	B	101 kW	1007	56
19 I Cabriolet (D53_) 1.8 16V (D53D)	F7P 704	07.91 - 04.92	1764	B	101 kW	1007	56
19 I Chamade (L53_) 1.1 TR	C1E 700	07.88 - 04.92	1108	B	35 kW	996	10
19 I Chamade (L53_) 1.2	C1G 730	01.88 - 12.92	1237	B	40 kW	996	12
19 I Chamade (L53_) 1.4 (L532, L53P)	C2J 772	07.88 - 04.92	1397	B	43 kW	999	24
19 I Chamade (L53_) 1.4 (L532, L53P)	C3J 710	07.88 - 04.92	1390	B	43 kW	999	22
19 I Chamade (L53_) 1.4	E6J 700	07.88 - 08.90	1390	B	57 kW	999	22
19 I Chamade (L53_) 1.4	E6J 700	06.89 - 08.90	1390	B	58 kW	999	22
19 I Chamade (L53_) 1.4	E6J 701	07.88 - 08.90	1390	B	57 kW	999	22
19 I Chamade (L53_) 1.4	E7J 700	09.90 - 04.92	1390	B	55 kW	999	22
19 I Chamade (L53_) 1.7 (L533)	F2N 720	09.88 - 12.92	1721	B	68 kW	1007	55
19 I Chamade (L53_) 1.7 (L533)	F2N 721	09.88 - 12.92	1721	B	68 kW	1007	55
19 I Chamade (L53_) 1.7 (L53B)	F3N 740	10.89 - 04.92	1721	B	54 kW	1007	55
19 I Chamade (L53_) 1.7 (L53B)	F3N 741	10.89 - 04.92	1721	B	54 kW	1007	55
19 I Chamade (L53_) 1.7 (L53C)	F3N 742	07.88 - 04.92	1721	B	66 kW	1007	55
19 I Chamade (L53_) 1.7 (L53C)	F3N 743	07.88 - 04.92	1721	B	66 kW	1007	55
19 I Chamade (L53_) 1.7 (L53F)	F3N 746	08.88 - 12.92	1721	B	79 kW	1007	55
19 I Chamade (L53_) 1.7	F2N 721	09.90 - 04.92	1721	B	69 kW	1007	55
19 I Chamade (L53_) 1.8 16V (L53D)	F7P 704	10.89 - 04.92	1764	B	99 kW	1007	56








19 I Chamade (L53_) 1.8 16V	F7P 700	06.89 - 12.92	1764	B	101 kW	1007	56
19 I Chamade (L53_) 1.9 D (L534, L53J)	F8Q 706	10.89 - 04.92	1870	D	47 kW	1005	47
19 I Chamade (L53_) 1.9 D (L534, L53J)	F8Q 742	10.89 - 04.92	1870	D	47 kW	1005	47
19 I Chamade (L53_) 1.9 DT	F8Q 740	09.90 - 04.92	1870	D	66 kW	1006	50
19 I Chamade (L53_) 1.9 TD (L53K)	F8Q 740	09.90 - 04.92	1870	D	68 kW	1006	50
19 I Kasten/Schrägheck (S53_) 1.2	C1G 730	01.88 - 12.92	1237	B	40 kW	996	12
19 I Kasten/Schrägheck (S53_) 1.4	E6J 700	01.88 - 12.92	1390	B	59 kW	999	22
19 I Kasten/Schrägheck (S53_) 1.9 D	F8Q 706	01.88 - 12.92	1870	D	48 kW	1005	47
19 I Kasten/Schrägheck (S53_) 1.9 D	F8Q 742	01.88 - 12.92	1870	D	48 kW	1005	47
19 II (B/C53_) 1.2	C1G 730	04.92 - 12.95	1237	B	40 kW	996	12
19 II (B/C53_) 1.2	E7F 730	05.92 - 09.94	1171	B	44 kW	999	22
19 II (B/C53_) 1.4 (B/C532)	C3J 710	04.92 - 12.95	1390	B	43 kW	999	22
19 II (B/C53_) 1.4 (B/C535)	E7J 742	01.92 - 12.95	1390	B	55 kW	999	22
19 II (B/C53_) 1.4	C1J 748	10.96 - 06.01	1397	B	48 kW	999	24
19 II (B/C53_) 1.4	E6J 700	01.92 - 12.95	1390	B	59 kW	999	22
19 II (B/C53_) 1.4	E6J 700	05.93 - 12.98	1390	B	57 kW	999	22
19 II (B/C53_) 1.4	E6J 706	10.96 - 06.01	1390	B	60 kW	999	22
19 II (B/C53_) 1.4	E7J 706	01.92 - 12.95	1390	B	59 kW	999	22
19 II (B/C53_) 1.4	K4J 718	10.98 - 06.01	1390	B	70 kW	1002	38
19 II (B/C53_) 1.6	K4M 744	07.98 - 06.01	1598	B	55 kW	1001	36
19 II (B/C53_) 1.7 (B/C53B)	F3N 740	04.92 - 12.95	1721	B	54 kW	1007	55
19 II (B/C53_) 1.7 (B/C53B)	F3N 741	04.92 - 12.95	1721	B	54 kW	1007	55
19 II (B/C53_) 1.7 (B/C53C)	F3N 743	04.92 - 12.95	1721	B	66 kW	1007	55
19 II (B/C53_) 1.7	F3N 742	10.96 - 06.01	1721	B	69 kW	1007	55
19 II (B/C53_) 1.7	F3N 743	10.96 - 06.01	1721	B	69 kW	1007	55
19 II (B/C53_) 1.7	F3N 746	05.92 - 09.94	1721	B	79 kW	1007	55
19 II (B/C53_) 1.8 (5/353A)	F3P 706	04.92 - 12.95	1794	B	66 kW	1007	57
19 II (B/C53_) 1.8 (5/353A)	F3P 760	04.92 - 12.95	1794	B	66 kW	1007	57
19 II (B/C53_) 1.8 (5/353F, B/C538)	F3P 682	05.94 - 12.95	1794	B	79 kW	1007	57
19 II (B/C53_) 1.8 (5/353F, B/C538)	F3P 765	05.94 - 12.95	1794	B	79 kW	1007	57
19 II (B/C53_) 1.8 (B/C538)	F3P 700	04.92 - 05.94	1794	B	81 kW	1007	57
19 II (B/C53_) 1.8 (B/C53Y)	F3P 706	04.92 - 12.95	1794	B	65 kW	1007	57
19 II (B/C53_) 1.8 (B/C53Y)	F3P 707	04.92 - 12.95	1794	B	65 kW	1007	57
19 II (B/C53_) 1.8 (B/C53Y)	F3P 708	04.92 - 12.95	1794	B	65 kW	1007	57
19 II (B/C53_) 1.8 (B/C53Y)	F3P 760	04.92 - 12.95	1794	B	65 kW	1007	57
19 II (B/C53_) 1.8 16V (B/C53D)	F7P 704	04.92 - 12.95	1764	B	99 kW	1007	56
19 II (B/C53_) 1.8 16V (C53D)	F7P 700	01.94 - 12.97	1764	B	101 kW	1007	56
19 II (B/C53_) 1.8 16V (C53D)	F7P 704	01.94 - 12.97	1764	B	101 kW	1007	56
19 II (B/C53_) 1.8 16V	F7P 702	10.96 - 06.01	1764	B	104 kW	1007	56
19 II (B/C53_) 1.8	F3P 700	05.92 - 05.98	1794	B	83 kW	1007	57
19 II (B/C53_) 1.8	F3P 740	05.93 - 06.01	1794	B	86 kW	1008	60
19 II (B/C53_) 1.8	F3P 742	05.93 - 06.01	1794	B	86 kW	1008	60
19 II (B/C53_) 1.9 D (B/C53J)	F8Q 742	04.92 - 11.98	1870	D	47 kW	1005	47
19 II (B/C53_) 1.9 D	F8Q 748	10.96 - 06.01	1870	D	52 kW	1006	50
19 II (B/C53_) 1.9 D	F8Q 754	10.96 - 06.01	1870	D	71 kW	1006	50
19 II (B/C53_) 1.9 dT (B/C53T)	F8Q 744	04.92 - 12.95	1870	D	66 kW	1006	50
19 II Cabriolet (D53_, 853_) 1.7 (D53C)	F3N 742	04.92 - 09.93	1721	B	66 kW	1007	55
19 II Cabriolet (D53_, 853_) 1.7 (D53C)	F3N 743	04.92 - 09.93	1721	B	66 kW	1007	55
19 II Cabriolet (D53_, 853_) 1.7	F3N 747	10.96 - 06.01	1721	B	69 kW	1007	55
19 II Cabriolet (D53_, 853_) 1.8 (853A)	F3P 706	09.93 - 06.96	1794	B	66 kW	1007	57
19 II Cabriolet (D53_, 853_) 1.8 (853A)	F3P 760	09.93 - 06.96	1794	B	66 kW	1007	57
19 II Cabriolet (D53_, 853_) 1.8 (D53V, 853F, D53C)	F3P 682	07.94 - 06.96	1794	B	79 kW	1007	57
19 II Cabriolet (D53_, 853_) 1.8 (D53V, 853F, D53C)	F3P 764	07.94 - 06.96	1794	B	79 kW	1007	57
19 II Cabriolet (D53_, 853_) 1.8 (D53V, 853F, D53C)	F3P 765	07.94 - 06.96	1794	B	79 kW	1007	57
19 II Cabriolet (D53_, 853_) 1.8 (D53Y)	F3P 704	04.92 - 06.96	1794	B	65 kW	1007	57
19 II Cabriolet (D53_, 853_) 1.8 (D53Y)	F3P 705	04.92 - 06.96	1794	B	65 kW	1007	57
19 II Cabriolet (D53_, 853_) 1.8 (D53Y)	F3P 706	04.92 - 06.96	1794	B	65 kW	1007	57
19 II Cabriolet (D53_, 853_) 1.8 (D53Y)	F3P 706	04.92 - 01.96	1794	B	69 kW	1007	57
19 II Cabriolet (D53_, 853_) 1.8 (D53Y)	F3P 707	04.92 - 06.96	1794	B	65 kW	1007	57
19 II Cabriolet (D53_, 853_) 1.8 (D53Y)	F3P 707	04.92 - 01.96	1794	B	69 kW	1007	57
19 II Cabriolet (D53_, 853_) 1.8 (D53Y)	F3P 708	04.92 - 06.96	1794	B	65 kW	1007	57
19 II Cabriolet (D53_, 853_) 1.8 (D53Y)	F3P 760	04.92 - 06.96	1794	B	65 kW	1007	57

			ccm		kw		1 POS
19 II Cabriolet (D53_ 853_) 1.8 16V (D53D)	F7P 704	04.92 - 06.96	1764	B	99 kW	1007	56
19 II Cabriolet (D53_ 853_) 1.8 16V (D53D)	F7P 704	05.92 - 12.95	1764	B	101 kW	1007	56
19 II Cabriolet (D53_ 853_) 1.8	F3P 682	01.95 - 06.01	1794	B	86 kW	1007	57
19 II Cabriolet (D53_ 853_) 1.8	F3P 740	01.95 - 06.01	1794	B	86 kW	1008	60
19 II Chamade (L53_) 1.2	E7F 730	05.92 - 09.94	1171	B	44 kW	999	22
19 II Chamade (L53_) 1.4 (532)	C3J 710	04.92 - 12.95	1390	B	43 kW	999	22
19 II Chamade (L53_) 1.4 (L535)	E7J 742	11.93 - 12.95	1390	B	55 kW	999	22
19 II Chamade (L53_) 1.4	C1J 742	05.92 - 09.94	1397	B	44 kW	999	24
19 II Chamade (L53_) 1.4	C1J 748	10.96 - 06.01	1397	B	48 kW	999	24
19 II Chamade (L53_) 1.4	C2J 772	05.92 - 09.94	1397	B	44 kW	999	24
19 II Chamade (L53_) 1.4	C3J 710	05.92 - 09.94	1390	B	44 kW	999	22
19 II Chamade (L53_) 1.4	E6J 700	10.94 - 11.95	1390	B	57 kW	999	22
19 II Chamade (L53_) 1.4	E7J 706	10.94 - 11.95	1390	B	59 kW	999	22
19 II Chamade (L53_) 1.4	K4J 715	10.98 - 06.01	1390	B	70 kW	1001	36
19 II Chamade (L53_) 1.6	K7M 703	10.96 - 06.01	1598	B	66 kW	1002	37
19 II Chamade (L53_) 1.7 (L533)	F2N 720	01.93 - 08.95	1721	B	68 kW	1007	55
19 II Chamade (L53_) 1.7 (L533)	F2N 721	01.93 - 08.95	1721	B	68 kW	1007	55
19 II Chamade (L53_) 1.7 (L53B)	F3N 740	04.92 - 04.98	1721	B	54 kW	1007	55
19 II Chamade (L53_) 1.7 (L53B)	F3N 741	04.92 - 04.98	1721	B	54 kW	1007	55
19 II Chamade (L53_) 1.7 (L53C)	F3N 742	04.92 - 12.95	1721	B	66 kW	1007	55
19 II Chamade (L53_) 1.7 (L53C)	F3N 743	04.92 - 12.95	1721	B	66 kW	1007	55
19 II Chamade (L53_) 1.7	F3N 740	05.92 - 11.95	1721	B	55 kW	1007	55
19 II Chamade (L53_) 1.7	F3N 741	05.92 - 11.95	1721	B	55 kW	1007	55
19 II Chamade (L53_) 1.8 (453A/F)	F3P 706	04.92 - 12.95	1794	B	66 kW	1007	57
19 II Chamade (L53_) 1.8 (453A/F)	F3P 760	04.92 - 12.95	1794	B	66 kW	1007	57
19 II Chamade (L53_) 1.8 (L538)	F3P 682	02.93 - 06.99	1794	B	83 kW	1007	57
19 II Chamade (L53_) 1.8 (L538)	F3P 700	04.92 - 05.94	1794	B	81 kW	1007	57
19 II Chamade (L53_) 1.8 (L538)	F3P 700	02.93 - 06.99	1794	B	83 kW	1007	57
19 II Chamade (L53_) 1.8 (L53V, L538)	F3P 682	05.94 - 12.95	1794	B	79 kW	1007	57
19 II Chamade (L53_) 1.8 (L53Y)	F3P 704	04.92 - 12.95	1794	B	65 kW	1007	57
19 II Chamade (L53_) 1.8 (L53Y)	F3P 705	04.92 - 12.95	1794	B	65 kW	1007	57
19 II Chamade (L53_) 1.8 (L53Y)	F3P 706	04.92 - 12.95	1794	B	65 kW	1007	57
19 II Chamade (L53_) 1.8 (L53Y)	F3P 707	04.92 - 12.95	1794	B	65 kW	1007	57
19 II Chamade (L53_) 1.8 (L53Y)	F3P 708	04.92 - 12.95	1794	B	65 kW	1007	57
19 II Chamade (L53_) 1.8 (L53Y)	F3P 760	04.92 - 12.95	1794	B	65 kW	1007	57
19 II Chamade (L53_) 1.8 16V (L53D)	F7P 704	04.92 - 12.95	1764	B	99 kW	1007	56
19 II Chamade (L53_) 1.8 16V (L53D)	F7P 704	01.94 - 12.95	1764	B	101 kW	1007	56
19 II Chamade (L53_) 1.8	F3P 700	05.92 - 11.95	1794	B	79 kW	1007	57
19 II Chamade (L53_) 1.8	F3P 706	05.92 - 11.95	1794	B	79 kW	1007	57
19 II Chamade (L53_) 1.8	F3P 716	10.96 - 09.98	1794	B	71 kW	1008	60
19 II Chamade (L53_) 1.8	F3P 717	10.96 - 09.98	1794	B	71 kW	1008	60
19 II Chamade (L53_) 1.8	F3P 742	10.96 - 06.01	1794	B	86 kW	1008	60
19 II Chamade (L53_) 1.8	F3P 765	05.92 - 09.94	1794	B	67 kW	1007	57
19 II Chamade (L53_) 1.9 D (L53J)	F8Q 742	04.92 - 11.98	1870	D	47 kW	1005	47
19 II Chamade (L53_) 1.9 D	F8Q 740	04.92 - 11.96	1870	D	68 kW	1006	50
19 II Chamade (L53_) 1.9 D	F8Q 744	04.92 - 11.96	1870	D	68 kW	1006	50
19 II Chamade (L53_) 1.9 D	F8Q 754	10.96 - 06.01	1870	D	71 kW	1006	50
19 II Chamade (L53_) 1.9 dT (L53T)	F8Q 744	04.92 - 12.95	1870	D	66 kW	1006	50
19 II Kasten/Schrägheck (S53_) 1.2	C1G 730	03.92 - 12.95	1237	B	40 kW	996	12
19 II Kasten/Schrägheck (S53_) 1.4	E6J 700	03.92 - 12.95	1390	B	59 kW	999	22
19 II Kasten/Schrägheck (S53_) 1.9 D	F8Q 706	03.92 - 12.95	1870	D	48 kW	1005	47
19 II Kasten/Schrägheck (S53_) 1.9 D	F8Q 742	03.92 - 12.95	1870	D	48 kW	1005	47
19 II Kasten/Schrägheck (S53_) 1.9 dT	F8Q 740	03.92 - 12.95	1870	D	68 kW	1006	50
20 (127_) 1.6 (1271)	843 720	05.77 - 12.83	1647	B	71 kW	1001	35
20 (127_) 1.6 (1271)	843 721	05.77 - 12.83	1647	B	71 kW	1001	35
20 (127_) 1.6 (1271)	843.20	10.75 - 05.77	1647	B	66 kW	1001	35
20 (127_) 1.6 (1271)	843.21	10.75 - 05.77	1647	B	66 kW	1001	35
20 (127_) 2.0 (1272)	829 700	10.77 - 10.80	1995	B	80 kW	1011	78
20 (127_) 2.0 (1272)	829 701	10.77 - 10.80	1995	B	80 kW	1011	78
20 (127_) 2.0 (1272)	829.01	10.77 - 10.80	1995	B	80 kW	1011	78
20 (127_) 2.0 (1277)	829 702	10.80 - 12.83	1995	B	76 kW	1011	78
20 (127_) 2.0 (1277)	829 703	10.80 - 12.83	1995	B	76 kW	1011	78








							
20 (127_) 2.1 TD	J8S 702	01.82 - 12.83	2068	D	63 kW	1011	75
20 (127_) 2.2 (1279)	851 700	10.80 - 12.83	2165	B	85 kW	1012	79
21 (B48_) 1.4 (B48D)	C2J 770	09.89 - 05.93	1397	B	51 kW	999	24
21 (B48_) 1.7 (B48E)	F3N 722	09.89 - 06.94	1721	B	66 kW	1007	55
21 (B48_) 1.7 (B48E)	F3N 723	09.89 - 06.94	1721	B	66 kW	1007	55
21 (B48_) 1.7 (B48F)	F3N 726	09.89 - 10.92	1721	B	54 kW	1007	55
21 (B48_) 1.7	F2N 711	07.89 - 05.93	1721	B	65 kW	1007	55
21 (B48_) 1.7	F2N 712	07.89 - 05.93	1721	B	55 kW	1007	55
21 (B48_) 1.7	F2N 754	07.89 - 05.93	1721	B	65 kW	1007	55
21 (B48_) 1.7	F3N 726	07.89 - 05.93	1721	B	55 kW	1007	55
21 (B48_) 1.9 D (B48H, B48I)	F8Q 710	09.89 - 01.94	1870	D	47 kW	1005	47
21 (B48_) 2.1 D (B480)	J8S 784	04.92 - 06.94	2068	D	51 kW	1011	75
21 (B48_) 2.1 D (B48V/B48O)	J8S 600	09.89 - 12.92	2068	D	53 kW	1011	75
21 (B48_) 2.1 D (B48V/B48O)	J8S 740	09.89 - 12.92	2068	D	53 kW	1011	75
21 (B48_) 2.1 D	J8S 704	07.89 - 05.93	2068	D	50 kW	1011	75
21 (B48_) 2.1 D	J8S 784	07.89 - 05.93	2068	D	50 kW	1011	75
21 (B48_) 2.1 Turbo-D (B486, B488, B48V)	J8S 714	09.89 - 06.94	2068	D	65 kW	1011	75
21 (B48_) 2.1 Turbo-D (B486, B488, B48V)	J8S 786	09.89 - 06.94	2068	D	65 kW	1011	75
21 (B48_) 2.1 Turbo-D (B486, B488, B48V)	J8S 788	09.89 - 06.94	2068	D	65 kW	1011	75
21 (B48_) 2.2 (B48K)	J7T 754	09.89 - 06.94	2165	B	79 kW	1012	79
21 (B48_) 2.2 (B48K)	J7T 755	09.89 - 06.94	2165	B	79 kW	1012	79
21 (B48_) 2.2 4x4 (B48K)	J7T 754	07.90 - 06.94	2165	B	79 kW	1012	79
21 (B48_) 2.2 4x4 (B48K)	J7T 755	07.90 - 06.94	2165	B	79 kW	1012	79
21 (B48_) 2.2	J6T 790	01.90 - 06.94	2165	B	85 kW	1012	79
21 (B48_) 2.2	J7T 755	07.89 - 05.93	2165	B	81 kW	1012	79
21 (B48_) 2.2	J7T 755	03.92 - 06.94	2165	B	88 kW	1012	79
21 Kasten/Kombi (S48_) 1.7	F2N 710	06.86 - 04.95	1721	B	65 kW	1007	55
21 Kasten/Kombi (S48_) 1.9 D	F8Q 710	06.86 - 08.94	1870	D	47 kW	1005	47
21 Kasten/Kombi (S48_) 2.1 D	J8S 704	06.86 - 08.94	2068	D	49 kW	1011	75
21 Kombi (K48_) 1.7 (K/S481)	F2N 712	06.86 - 03.93	1721	B	55 kW	1007	55
21 Kombi (K48_) 1.7 (K/S482)	F2N 710	10.86 - 12.88	1721	B	65 kW	1007	55
21 Kombi (K48_) 1.7 (K48E)	F3N 722	06.86 - 12.89	1721	B	69 kW	1007	55
21 Kombi (K48_) 1.7 (K48E)	F3N 722	10.89 - 12.93	1721	B	66 kW	1007	55
21 Kombi (K48_) 1.7 (K48E)	F3N 723	06.86 - 12.89	1721	B	69 kW	1007	55
21 Kombi (K48_) 1.7 (K48E)	F3N 723	10.89 - 12.93	1721	B	66 kW	1007	55
21 Kombi (K48_) 1.7 (K48M)	F2N 750	06.86 - 12.89	1721	B	54 kW	1007	55
21 Kombi (K48_) 1.7 (K48N)	F2N 752	06.87 - 04.89	1721	B	64 kW	1007	55
21 Kombi (K48_) 1.7 Cat (K48F)	F3N 726	05.88 - 06.93	1721	B	54 kW	1007	55
21 Kombi (K48_) 1.9 D	F8Q 710	03.86 - 08.94	1870	D	47 kW	1005	47
21 Kombi (K48_) 2.1 D (K/S486)	J8S 704	10.86 - 09.90	2068	D	48 kW	1011	75
21 Kombi (K48_) 2.1 D (K/S48V, K/S48O)	J8S 600	08.89 - 07.97	2068	D	53 kW	1011	75
21 Kombi (K48_) 2.1 D (K/S48V, K/S48O)	J8S 740	08.89 - 07.97	2068	D	53 kW	1011	75
21 Kombi (K48_) 2.1 D (K480)	J8S 784	02.92 - 09.95	2068	D	51 kW	1011	75
21 Kombi (K48_) 2.1 D 4x4 (K486)	J8S 704	10.88 - 05.92	2068	D	48 kW	1011	75
21 Kombi (K48_) 2.1 Turbo-D (K48A, K48W, K487, K488)	J8S 714	10.86 - 11.93	2068	D	65 kW	1011	75
21 Kombi (K48_) 2.1 Turbo-D (K48A, K48W, K487, K488)	J8S 786	10.86 - 11.93	2068	D	65 kW	1011	75
21 Kombi (K48_) 2.1 Turbo-D (K48A, K48W, K487, K488)	J8S 788	10.86 - 11.93	2068	D	65 kW	1011	75
21 Kombi (K48_) 2.2 (K48K)	J7T 754	06.86 - 11.93	2165	B	79 kW	1012	79
21 Kombi (K48_) 2.2 (K48K)	J7T 755	06.86 - 11.93	2165	B	79 kW	1012	79
21 Kombi (K48_) 2.2 (K48K, K48S)	J6T 790	01.90 - 07.97	2165	B	85 kW	1012	79
21 Kombi (K48_) 2.2 (K48K, K48S)	J6T 791	01.90 - 07.97	2165	B	85 kW	1012	79
21 Kombi (K48_) 2.2 4x4 (K48K)	J7T 754	06.86 - 12.93	2165	B	79 kW	1012	79
21 Kombi (K48_) 2.2 4x4 (K48K)	J7T 755	06.86 - 12.93	2165	B	79 kW	1012	79
21 Kombi (K48_) 2.2	J7T 755	03.92 - 07.97	2165	B	88 kW	1012	79
21 Stufenheck (L48_) 1.4 (L48D)	C2J 770	06.88 - 10.93	1397	B	51 kW	999	24
21 Stufenheck (L48_) 1.7 (L481)	F2N 712	03.86 - 12.87	1721	B	55 kW	1007	55
21 Stufenheck (L48_) 1.7 (L482)	F2N 710	03.86 - 11.95	1721	B	65 kW	1007	55
21 Stufenheck (L48_) 1.7 (L48E)	F3N 722	03.86 - 02.94	1721	B	69 kW	1007	55
21 Stufenheck (L48_) 1.7 (L48E)	F3N 722	09.89 - 02.94	1721	B	66 kW	1007	55
21 Stufenheck (L48_) 1.7 (L48E)	F3N 723	03.86 - 02.94	1721	B	69 kW	1007	55
21 Stufenheck (L48_) 1.7 (L48E)	F3N 723	09.89 - 02.94	1721	B	66 kW	1007	55
21 Stufenheck (L48_) 1.7 (L48M, L48F)	F2N 750	07.86 - 02.94	1721	B	54 kW	1007	55

			ccm		kw		1 POS
21 Stufenheck (L48_) 1.7 (L48M, L48F)	F3N 726	07.86 - 02.94	1721	B	54 kW	1007	55
21 Stufenheck (L48_) 1.7 (L48N)	F2N 752	06.87 - 04.89	1721	B	64 kW	1007	55
21 Stufenheck (L48_) 1.7	F3N 722	04.86 - 06.89	1721	B	70 kW	1007	55
21 Stufenheck (L48_) 1.7	F3N 723	04.86 - 06.89	1721	B	70 kW	1007	55
21 Stufenheck (L48_) 1.9 D (L48H, L48I)	F8Q 710	08.89 - 10.93	1870	D	47 kW	1005	47
21 Stufenheck (L48_) 2.1 D (L48O)	J8S 784	10.92 - 06.94	2068	D	51 kW	1011	75
21 Stufenheck (L48_) 2.1 D (L486)	J8S 704	03.86 - 12.89	2068	D	48 kW	1011	75
21 Stufenheck (L48_) 2.1 D (L48V, L48O)	J8S 600	05.89 - 07.97	2068	D	53 kW	1011	75
21 Stufenheck (L48_) 2.1 D (L48V, L48O)	J8S 740	05.89 - 07.97	2068	D	53 kW	1011	75
21 Stufenheck (L48_) 2.1 TD	J8S 704	04.86 - 06.89	2068	D	50 kW	1011	75
21 Stufenheck (L48_) 2.1 Turbo-D (L48A, L48W, L487, L488)	J8S 714	03.86 - 06.94	2068	D	65 kW	1011	75
21 Stufenheck (L48_) 2.1 Turbo-D (L48A, L48W, L487, L488)	J8S 786	03.86 - 06.94	2068	D	65 kW	1011	75
21 Stufenheck (L48_) 2.1 Turbo-D (L48A, L48W, L487, L488)	J8S 788	03.86 - 06.94	2068	D	65 kW	1011	75
21 Stufenheck (L48_) 2.2 (L48K)	J7T 754	07.86 - 02.94	2165	B	79 kW	1012	79
21 Stufenheck (L48_) 2.2 (L48K)	J7T 755	07.86 - 02.94	2165	B	79 kW	1012	79
21 Stufenheck (L48_) 2.2 (L48K, L48S)	J6T 791	06.86 - 07.97	2165	B	85 kW	1012	79
21 Stufenheck (L48_) 2.2 (L48K, L48S)	J7T 754	06.86 - 07.97	2165	B	85 kW	1012	79
21 Stufenheck (L48_) 2.2 (L48K, L48S)	J7T 755	06.86 - 07.97	2165	B	85 kW	1012	79
21 Stufenheck (L48_) 2.2 4x4 (L48K)	J7T 754	07.90 - 02.94	2165	B	79 kW	1012	79
21 Stufenheck (L48_) 2.2 4x4 (L48K)	J7T 755	07.90 - 02.94	2165	B	79 kW	1012	79
21 Stufenheck (L48_) 2.2	J7T 730	03.92 - 07.97	2165	B	88 kW	1012	79
21 Stufenheck (L48_) 2.2	J7T 731	03.92 - 07.97	2165	B	88 kW	1012	79
21 Stufenheck (L48_) 2.2	J7T 755	04.86 - 06.89	2165	B	81 kW	1012	79
25 (B29_) 2.1 Diesel (B296)	J8S 706	04.84 - 05.89	2068	D	46 kW	1011	75
25 (B29_) 2.1 Diesel (B296)	J8S 736	04.88 - 10.93	2068	D	51 kW	1011	75
25 (B29_) 2.1 Turbo-D FWD (B290, B29W)	J8S 708	04.84 - 12.92	2068	D	63 kW	1011	75
25 (B29_) 2.1 Turbo-D FWD (B290, B29W)	J8S 738	04.84 - 12.92	2068	D	63 kW	1011	75
25 (B29_) 2.2 (B29)	J7T 708	11.85 - 03.89	2165	B	76 kW	1012	79
25 (B29_) 2.2 (B29)	J7T 732	11.85 - 03.89	2165	B	76 kW	1012	79
25 (B29_) 2.2 (B29)	J7T 733	11.85 - 03.89	2165	B	76 kW	1012	79
25 (B29_) 2.2 (B29B)	J7T 708	09.86 - 12.92	2165	B	79 kW	1012	79
25 (B29_) 2.2 (B29B)	J7T 732	09.86 - 12.92	2165	B	79 kW	1012	79
25 (B29_) 2.2 (B29B)	J7T 733	09.86 - 12.92	2165	B	79 kW	1012	79
25 (B29_) 2.2 (B29E)	J7T 706	04.84 - 12.93	2165	B	89 kW	1012	79
25 (B29_) 2.2 (B29E)	J7T 707	04.84 - 12.93	2165	B	89 kW	1012	79
25 (B29_) 2.2 (B29E)	J7T 714	04.84 - 12.93	2165	B	89 kW	1012	79
25 (B29_) 2.2 (B29E)	J7T 715	04.84 - 12.93	2165	B	89 kW	1012	79
25 (B29_) 2.2 (B29E)	J7T 730	04.84 - 12.89	2165	B	91 kW	1012	79
25 (B29_) 2.2 (B29E)	J7T 731	04.84 - 12.89	2165	B	91 kW	1012	79
30 (127_) 2.1 Turbo-D (1270)	J8S 702	02.82 - 03.86	2068	D	63 kW	1011	75
4 (112_) 1.0 (112C)	C1C 708	06.87 - 06.93	956	B	25 kW	994	3
4 (112_) 1.0	689 710	12.85 - 06.93	956	B	31 kW	994	3
4 (112_) 1.1 (1128, S128)	688 712	06.78 - 06.90	1108	B	25 kW	996	10
4 (112_) 1.1 (1128, S128)	C1E 714	06.78 - 06.90	1108	B	25 kW	996	11
4 (112_) 1.1 (1128, S128)	C1E 719	06.78 - 06.90	1108	B	25 kW	996	11
4 (112_) 1.1	688 712	02.78 - 03.84	1108	B	33 kW	996	10
4 (112_) 1.1	C1E 714	01.81 - 06.90	1108	B	32 kW	996	11
4 Kasten/Großraumlimousine (R21_, R23_) 1.0	C1C 708	06.87 - 12.93	956	B	25 kW	994	3
4 Kasten/Großraumlimousine (R21_, R23_) 1.1 (2370, 210B)	688 711	10.76 - 07.89	1108	B	25 kW	996	11
4 Kasten/Großraumlimousine (R21_, R23_) 1.1 (2370, 210B)	688 712	10.76 - 07.89	1108	B	25 kW	996	10
4 Kasten/Großraumlimousine (R21_, R23_) 1.1 (2370, 210B)	C1E 714	10.76 - 07.89	1108	B	25 kW	996	11
4 Kasten/Großraumlimousine (R21_, R23_) 1.1 (2370, 210B)	C1E 718	10.76 - 07.89	1108	B	25 kW	996	11
4 Kasten/Großraumlimousine (R21_, R23_) 1.1 (2370, 210B)	C1E 719	10.76 - 07.89	1108	B	25 kW	996	11
4 Kasten/Großraumlimousine (R21_, R23_) 1.1 (239B)	C1E 718	07.82 - 05.89	1108	B	26 kW	996	11
4 Kasten/Großraumlimousine (R21_, R23_) 1.1 (239B)	C1E 719	07.82 - 05.89	1108	B	26 kW	996	11
5 (122_) 1.0 (1222, 1392)	689 710	01.72 - 12.85	956	B	32 kW	994	3
5 (122_) 1.1 (1227, 1397)	688 713	09.80 - 12.85	1108	B	33 kW	996	11
5 (122_) 1.1 (1227, 1397)	C1E 726	09.80 - 12.85	1108	B	33 kW	996	11
5 (122_) 1.3 (1224, 1394)	810 725	09.75 - 09.84	1289	B	47 kW	997	17
5 (122_) 1.3 (1225)	810 726	09.76 - 09.79	1289	B	31 kW	997	17
5 (122_) 1.3 (1225, 1395)	810 719	06.79 - 09.84	1289	B	33 kW	997	17
5 (122_) 1.3 Automatik (1225, 1395)	810 729	09.75 - 09.84	1289	B	40 kW	997	17








5 (122_) 1.4 (1229, 1399)	847 725	01.82 - 12.85	1397	B	46 kW	999	24
5 (122_) 1.4 (1229, 1399)	C2J 713	01.82 - 12.85	1397	B	46 kW	999	24
5 (122_) 1.4 Alpine A5 (1223)	840 725	09.77 - 12.83	1397	B	68 kW	999	24
5 (122_) 1.4 Alpine Turbo (122B)	840 726	10.81 - 01.85	1397	B	79 kW	999	24
5 (122_) 1.4 Alpine Turbo (122B)	C6J 750	10.81 - 01.85	1397	B	79 kW	999	24
5 (122_) 1.4 Automatik (1229, 1399)	847 712	06.82 - 09.84	1397	B	43 kW	999	24
5 (122_) 1.4 Turbo (8220)	840 730	06.80 - 01.85	1397	B	118 kW	999	24
5 (122_) 1.4	840 730	09.80 - 03.85	1397	B	118 kW	999	24
5 (122_) 1.4	C6J 750	06.84 - 01.85	1397	B	81 kW	999	24
5 Kasten/Schrägheck (238_) 1.0 (2382)	689 710	01.72 - 12.85	956	B	32 kW	994	3
5 Kasten/Schrägheck (238_) 1.1	688 713	09.80 - 12.85	1108	B	33 kW	996	11
5 Kasten/Schrägheck (238_) 1.1	C1E 726	09.80 - 12.85	1108	B	33 kW	996	11
5 Kasten/Schrägheck (238_) 1.1	C1E 750	09.80 - 12.85	1108	B	33 kW	996	10
5 Kasten/Schrägheck (238_) 1.1	C1E 752	09.80 - 12.85	1108	B	33 kW	996	10
5 Kasten/Schrägheck (238_) 1.1	C1E 754	09.80 - 12.85	1108	B	33 kW	996	10
5 Kasten/Schrägheck (238_) 1.3 (2387)	810 726	03.76 - 08.82	1289	B	32 kW	997	17
6 (118_) 1.1	688.10	08.70 - 04.87	1108	B	33 kW	996	10
6 (118_) 1.1	688.10	07.71 - 04.80	1108	B	35 kW	996	10
7 (124_) 1.0	688 710	03.75 - 12.82	1037	B	37 kW	995	6
8 (113_) 1.1	688.01	11.62 - 10.72	1108	B	33 kW	996	10
9 (L42_) 1.1 (L421)	C1E 715	09.81 - 05.87	1108	B	35 kW	996	10
9 (L42_) 1.1 (L421)	C1E 720	09.81 - 05.87	1108	B	35 kW	996	10
9 (L42_) 1.2 (L42S)	C1G 700	09.85 - 12.88	1237	B	40 kW	996	12
9 (L42_) 1.2 (L42S)	C1G 710	09.85 - 12.88	1237	B	40 kW	996	12
9 (L42_) 1.4 (L422, L42C)	C1J 715	12.81 - 04.89	1397	B	44 kW	999	24
9 (L42_) 1.4 (L422, L42C)	C1J 792	12.81 - 04.89	1397	B	44 kW	999	24
9 (L42_) 1.4 (L422, L42C)	C1J 796	12.81 - 04.89	1397	B	44 kW	999	24
9 (L42_) 1.4 (L422, L42C)	C2J 730	12.81 - 04.89	1397	B	44 kW	999	24
9 (L42_) 1.4 (L423)	C2J 717	09.81 - 09.93	1397	B	53 kW	999	24
9 (L42_) 1.4 (L423)	C2J 755	09.81 - 09.93	1397	B	53 kW	999	24
9 (L42_) 1.4 (L423, L42R)	C2J 720	09.85 - 12.88	1397	B	49 kW	999	24
9 (L42_) 1.4 (L423, L42R)	C2J 766	09.85 - 12.88	1397	B	49 kW	999	24
9 (L42_) 1.4 (L423, L42R)	C2J 767	09.85 - 12.88	1397	B	49 kW	999	24
9 (L42_) 1.4 (L423, L42R)	C2J 768	09.85 - 12.88	1397	B	49 kW	999	24
9 (L42_) 1.4 Automatik (L423)	C2J 718	09.81 - 12.85	1397	B	50 kW	999	24
9 (L42_) 1.4 Automatik (L423)	C2J 757	09.81 - 12.85	1397	B	50 kW	999	24
9 (L42_) 1.4 Turbo (L425)	C1J 760	04.84 - 12.86	1397	B	77 kW	999	24
9 (L42_) 1.4 Turbo (L425)	C1J 764	04.84 - 12.86	1397	B	77 kW	999	24
9 (L42_) 1.4 Turbo	C1J 760	12.86 - 12.89	1397	B	85 kW	999	24
9 (L42_) 1.4 Turbo	C1J 764	12.86 - 12.89	1397	B	85 kW	999	24
9 (L42_) 1.4 Turbo	C1J 764	07.86 - 04.93	1397	B	87 kW	999	24
9 (L42_) 1.4	C2J 720	09.82 - 04.93	1397	B	43 kW	999	24
9 (L42_) 1.6 D (L424)	F8M 700	10.82 - 12.88	1596	D	40 kW	1001	33
9 (L42_) 1.6 D (L424)	F8M 720	10.82 - 12.88	1595	D	40 kW	1001	33
9 (L42_) 1.6 D (L424)	F8M 730	10.82 - 12.88	1595	D	40 kW	1001	33
9 (L42_) 1.6	A5L 750	08.90 - 02.97	1565	B	97 kW	1000	30
9 (L42_) 1.7 (L426)	F2N 700	09.84 - 12.89	1721	B	59 kW	1007	55
9 (L42_) 1.7 (L426)	F2N 704	09.84 - 12.89	1721	B	59 kW	1007	55
9 (L42_) 1.7 (L42E)	F3N 708	06.87 - 12.88	1721	B	69 kW	1007	55
9 (L42_) 1.7 (L42F)	F3N 718	10.86 - 12.88	1721	B	54 kW	1007	55
9 (L42_) 1.7 (L42L)	F2N 730	10.86 - 12.88	1721	B	55 kW	1007	55
9 (L42_) 1.7 (L42N)	F2N 708	10.86 - 12.88	1721	B	65 kW	1007	55
9 (L42_) 1.7 (L42N)	F2N 710	10.86 - 12.88	1721	B	65 kW	1007	55
9 (L42_) 1.7 (L42N)	F2N 798	10.86 - 12.88	1721	B	65 kW	1007	55
ALASKAN 2.3 dCi 163 4x4 (U3MB)	M9T 260	09.17	2298	D	120 kW	1010	72
ALASKAN 2.3 dCi 190 4x4 (U3MD)	M9T 260	09.17	2298	D	140 kW	1010	72
ALLIANCE Stufenheck 1.7	F2N 730	09.83 - 12.86	1721	B	54 kW	1007	55
AVANTIME (DE0_) 2.0 16V Turbo (DE0U, DE0V)	F4R 760	11.01 - 05.03	1998	B	120 kW	1009	63
AVANTIME (DE0_) 2.0 16V Turbo (DE0U, DE0V)	F4R 761	11.01 - 05.03	1998	B	120 kW	1009	63
AVANTIME (DE0_) 2.2 dCi (DE01)	G9T 712	05.02 - 05.03	2188	D	110 kW	1011	77
CAPTUR I (J5_, H5_) 0.9 TCe 90	H4B 400	06.13	898	B	66 kW	996	13
CAPTUR I (J5_, H5_) 0.9 TCe 90	H4B 408	06.13	898	B	66 kW	996	13

			ccm		kw		1 POS
CAPTUR I (J5_ H5_) 0.9 TCe 90	H4B 412	06.13	898	B	66 kW	996	13
CAPTUR I (J5_ H5_) 1.2 TCe (J5AU)	H5F 408	02.18	1197	B	97 kW	997	14
CAPTUR I (J5_ H5_) 1.2 TCe 120	H5F 403	06.13	1197	B	88 kW	997	14
CAPTUR I (J5_ H5_) 1.2 TCe 120	H5F 408	01.16	1197	B	87 kW	997	14
CAPTUR I (J5_ H5_) 1.2 TCe 120	H5F 412	01.16	1197	B	87 kW	997	14
CAPTUR I (J5_ H5_) 1.2 T	H5F 403	06.15	1197	B	85 kW	997	14
CAPTUR I (J5_ H5_) 1.2 T	H5F 403	06.13	1197	B	83 kW	997	14
CAPTUR I (J5_ H5_) 1.5 dCi (J5MW)	K9K 830	06.13	1461	D	63 kW	999	25
CAPTUR I (J5_ H5_) 1.5 dCi 110	K9K 646	01.15	1461	D	81 kW	999	25
CAPTUR I (J5_ H5_) 1.5 dCi 110	K9K 856	01.15	1461	D	81 kW	999	25
CAPTUR I (J5_ H5_) 1.5 dCi 90	K9K 608	06.13	1461	D	66 kW	999	25
CAPTUR I (J5_ H5_) 1.5 dCi 90	K9K 609	06.13	1461	D	66 kW	999	25
CAPTUR I (J5_ H5_) 1.5 dCi 90	K9K 612	06.13	1461	D	66 kW	999	25
CAPTUR I (J5_ H5_) 1.5 dCi 90	K9K 628	06.13	1461	D	66 kW	999	25
CAPTUR I (J5_ H5_) 1.5 dCi 90	K9K 629	06.13	1461	D	66 kW	999	25
CAPTUR I (J5_ H5_) 1.5 dCi 90	K9K 830	06.13	1461	D	66 kW	999	25
CAPTUR I (J5_ H5_) 1.5 dCi 90	K9K 838	06.13	1461	D	66 kW	999	25
CAPTUR I (J5_ H5_) 2.0 (H5AA)	F4R 410	12.16	1998	B	105 kW	1009	63
CAPTUR I (J5_ H5_) 2.0 (H5AA)	F4R 412	12.16	1998	B	105 kW	1009	63
CAPTUR I (J5_ H5_) 2.0 Flex (H5AA, H5A4)	F4R 410	01.17 - 12.20	1998	B/E	109 kW	1009	63
CAPTUR I (J5_ H5_) 2.0 Flex (H5AA, H5A4)	F4R 412	01.17 - 12.20	1998	B/E	109 kW	1009	63
CAPTUR I (J5_ H5_) 2.0	F4R 410	07.17	1998	B	98 kW	1009	63
CAPTUR II (HF_) 1.0 TCe 90 ECO-G (HFM6)	H4D 470	01.21	999	B/G	67 kW	996	13
CAPTUR II (HF_) Blue dCi 115 (HFAD)	K9K 872	01.20	1461	D	85 kW	999	25
CAPTUR II (HF_) Blue dCi 115 (HFAD)	K9K 873	01.20	1461	D	85 kW	999	25
CAPTUR II (HF_) Blue dCi 95 (HFAF)	K9K 872	01.20	1461	D	70 kW	999	25
CAPTUR II (HF_) LPG (HFMT)	H4D 460	01.20	999	B/G	74 kW	996	13
CAPTUR II (HF_) TCe 100 (HFMT)	H4D 450	01.20	999	B	74 kW	996	13
CAPTUR II (HF_) TCe 90 (HFM6)	H4D 470	09.20	999	B	67 kW	996	13
CLIO I (B/C57_ 5/357_) 1.1	C1E 700	01.91 - 09.98	1108	B	34 kW	996	10
CLIO I (B/C57_ 5/357_) 1.1	C1E 700	04.92 - 08.92	1108	B	36 kW	996	10
CLIO I (B/C57_ 5/357_) 1.2 (5/357Y, 5/357K)	D7F 730	01.96 - 09.98	1149	B	43 kW	995	9
CLIO I (B/C57_ 5/357_) 1.2 (5/357Y, 5/357K)	D7F 730	01.96 - 09.98	1149	B	40 kW	995	9
CLIO I (B/C57_ 5/357_) 1.2 (B/C/S572)	E5F 710	05.90 - 03.96	1171	B	44 kW	999	22
CLIO I (B/C57_ 5/357_) 1.2 (B/C/S577)	C3G 720	01.96 - 12.96	1239	B	40 kW	998	18
CLIO I (B/C57_ 5/357_) 1.2 (B/C/S57A, B/C57S, 5/357F, 5/357J, 5/357L, 5/357R)	E7F 700	05.90 - 09.98	1171	B	43 kW	999	22
CLIO I (B/C57_ 5/357_) 1.2 (B/C/S57A, B/C57S, 5/357F, 5/357J, 5/357L, 5/357R)	E7F 708	05.90 - 09.98	1171	B	43 kW	999	22
CLIO I (B/C57_ 5/357_) 1.2 (B/C/S57A, B/C57S, 5/357F, 5/357J, 5/357L, 5/357R)	E7F 750	05.90 - 09.98	1171	B	43 kW	999	22
CLIO I (B/C57_ 5/357_) 1.2 (B/C57R, B575, B57A)	E7F 700	01.91 - 06.96	1171	B	40 kW	999	22
CLIO I (B/C57_ 5/357_) 1.2 (B/C57R, B575, B57A)	E7F 704	01.91 - 06.96	1171	B	40 kW	999	22
CLIO I (B/C57_ 5/357_) 1.2 (B/C57R, B575, B57A)	E7F 706	01.91 - 06.96	1171	B	40 kW	999	22
CLIO I (B/C57_ 5/357_) 1.2 (B/C57R, B575, B57A)	E7F 708	01.91 - 06.96	1171	B	40 kW	999	22
CLIO I (B/C57_ 5/357_) 1.2 (B/C57R, B575, B57A)	E7F 750	01.91 - 06.96	1171	B	40 kW	999	22
CLIO I (B/C57_ 5/357_) 1.4 (B/C57T, B/C57Y)	E7J 601	01.91 - 09.98	1390	B	58 kW	999	22
CLIO I (B/C57_ 5/357_) 1.4 (B/C57T, B/C57Y)	E7J 718	01.91 - 09.98	1390	B	58 kW	999	22
CLIO I (B/C57_ 5/357_) 1.4 (B/C57T, B/C57Y)	E7J 719	01.91 - 09.98	1390	B	58 kW	999	22
CLIO I (B/C57_ 5/357_) 1.4 (B/C57T, B/C57Y)	E7J 754	01.91 - 09.98	1390	B	58 kW	999	22
CLIO I (B/C57_ 5/357_) 1.4 (B57J, C57J, B57P)	E6J 718	01.91 - 09.98	1390	B	55 kW	999	22
CLIO I (B/C57_ 5/357_) 1.4 (B57J, C57J, B57P)	E7J 756	01.91 - 09.98	1390	B	55 kW	999	22
CLIO I (B/C57_ 5/357_) 1.4 (B57J, C57J, B57P)	E7J 757	01.91 - 09.98	1390	B	55 kW	999	22
CLIO I (B/C57_ 5/357_) 1.4	E6J 712	05.90 - 02.98	1390	B	57 kW	999	22
CLIO I (B/C57_ 5/357_) 1.4	E6J 713	05.90 - 02.98	1390	B	57 kW	999	22
CLIO I (B/C57_ 5/357_) 1.4	E6J 760	05.90 - 02.98	1390	B	57 kW	999	22
CLIO I (B/C57_ 5/357_) 1.4	E7J 710	05.90 - 09.98	1390	B	59 kW	999	22
CLIO I (B/C57_ 5/357_) 1.4	E7J 711	05.90 - 09.98	1390	B	59 kW	999	22
CLIO I (B/C57_ 5/357_) 1.7 (B/C574)	F2N 770	01.91 - 12.93	1721	B	68 kW	1007	55
CLIO I (B/C57_ 5/357_) 1.8 (357A, 357D, 357U, 557A, 557D, 557U, B578, C578)	F3P 755	04.96 - 08.99	1783	B	66 kW	1008	59
CLIO I (B/C57_ 5/357_) 1.8 (B/C57C, B/C57U)	F3P 710	01.91 - 09.98	1794	B	65 kW	1008	59
CLIO I (B/C57_ 5/357_) 1.8 (B/C57C, B/C57U)	F3P 714	01.91 - 09.98	1794	B	65 kW	1007	57
CLIO I (B/C57_ 5/357_) 1.8 (B/C57C, C579, B/C57U)	F3P 710	08.94 - 04.96	1794	B	66 kW	1008	59
CLIO I (B/C57_ 5/357_) 1.8 (B/C57C, C579, B/C57U)	F3P 712	08.94 - 04.96	1794	B	66 kW	1007	57
CLIO I (B/C57_ 5/357_) 1.8 (B/C57C, C579, B/C57U)	F3P 714	08.94 - 04.96	1794	B	66 kW	1007	57








CLIO I (B/C57_ 5/357_) 1.8 16V (C57D)	F7P 722	01.91 - 03.96	1764	B	99 kW	1007	56
CLIO I (B/C57_ 5/357_) 1.8 Rsi (B/C579)	F3P 712	01.93 - 08.95	1794	B	80 kW	1007	57
CLIO I (B/C57_ 5/357_) 1.8 Rsi (B/C57H)	F3P 758	08.95 - 09.98	1794	B	79 kW	1008	59
CLIO I (B/C57_ 5/357_) 1.8	F3P 710	01.91 - 09.98	1794	B	70 kW	1008	59
CLIO I (B/C57_ 5/357_) 1.9 D (B/C/S576, B/C/S57L)	F8Q 730	01.91 - 09.98	1870	D	47 kW	1005	47
CLIO I (B/C57_ 5/357_) 1.9 D (B/C/S576, B/C/S57L)	F8Q 732	01.91 - 09.98	1870	D	47 kW	1005	46
CLIO I (B/C57_ 5/357_) 1.9 D	F8Q 632	10.93 - 09.98	1870	D	48 kW	1005	46
CLIO I (B/C57_ 5/357_) 1.9 D	F8Q 676	10.93 - 09.98	1870	D	48 kW	1005	46
CLIO I (B/C57_ 5/357_) 1.9 D	F8Q 678	01.97 - 09.98	1870	D	40 kW	1005	47
CLIO I (B/C57_ 5/357_) 1.9 D	F8Q 696	10.93 - 09.98	1870	D	48 kW	1005	46
CLIO I (B/C57_ 5/357_) 1.9 D	F8Q 714	10.93 - 09.98	1870	D	48 kW	1005	47
CLIO I (B/C57_ 5/357_) Williams (B/C57M)	F7R 700	01.94 - 09.98	1998	B	108 kW	1008	59
CLIO I (B/C57_ 5/357_) Williams	F7R 700	10.94 - 04.96	1998	B	110 kW	1008	59
CLIO I Kasten/Schrägheck (S57_) 1.1	C1E 700	01.91 - 09.98	1108	B	34 kW	996	10
CLIO I Kasten/Schrägheck (S57_) 1.2	C3G 720	06.94 - 02.98	1239	B	40 kW	998	18
CLIO I Kasten/Schrägheck (S57_) 1.2	E5F 710	01.91 - 09.98	1171	B	44 kW	999	22
CLIO I Kasten/Schrägheck (S57_) 1.2	E7F 706	01.91 - 09.98	1171	B	40 kW	999	22
CLIO I Kasten/Schrägheck (S57_) 1.2	E7F 750	01.91 - 09.98	1171	B	44 kW	999	22
CLIO I Kasten/Schrägheck (S57_) 1.9 D	F8Q 730	01.91 - 09.98	1870	D	48 kW	1005	47
CLIO I Kasten/Schrägheck (S57_) 1.9 D	F8Q 732	01.91 - 09.98	1870	D	48 kW	1005	46
CLIO I Kasten/Schrägheck (S57_) 1.9 RND	F8Q 678	04.96 - 02.98	1870	D	40 kW	1005	47
CLIO II (BB_ CB_) 1.0 (BB0Y, BB2Y, CB0Y, CB2Y)	D7D 760	09.99 - 12.06	999	B	43 kW	995	7
CLIO II (BB_ CB_) 1.0 (CB06, CB2R, BB06, BB2R)	D4D 700	01.01 - 04.05	999	B	52 kW	995	7
CLIO II (BB_ CB_) 1.0 (CB06, CB2R, BB06, BB2R)	D4D 706	01.01 - 04.05	999	B	52 kW	995	8
CLIO II (BB_ CB_) 1.0 Campus Flex (CB32, CB3B, CB3V, CB3W, BB32, BB3B,...	D4D 754	11.12 - 12.16	999	B/E	59 kW	995	7
CLIO II (BB_ CB_) 1.0 Flex (CB32, CB3B, CB3V, CB3W, BB32, BB3B, BB3V,...	D4D 754	11.05 - 10.12	999	B/E	57 kW	995	7
CLIO II (BB_ CB_) 1.0	D7D 760	02.00 - 05.01	999	B	40 kW	995	7
CLIO II (BB_ CB_) 1.2 (BB0A, BB0F, BB10, BB1K, BB28, BB2D, BB2H, CB0A,...	D7F 710	09.98 - 02.10	1149	B	43 kW	995	9
CLIO II (BB_ CB_) 1.2 (BB0A, BB0F, BB10, BB1K, BB28, BB2D, BB2H, CB0A,...	D7F 720	09.98 - 02.10	1149	B	43 kW	995	9
CLIO II (BB_ CB_) 1.2 (BB0A, BB0F, BB10, BB1K, BB28, BB2D, BB2H, CB0A,...	D7F 722	09.98 - 02.10	1149	B	43 kW	995	9
CLIO II (BB_ CB_) 1.2 (BB0A, BB0F, BB10, BB1K, BB28, BB2D, BB2H, CB0A,...	D7F 726	09.98 - 02.10	1149	B	43 kW	995	9
CLIO II (BB_ CB_) 1.2 (BB0A, BB0F, BB10, BB1K, BB28, BB2D, BB2H, CB0A,...	D7F 744	09.98 - 02.10	1149	B	43 kW	995	9
CLIO II (BB_ CB_) 1.2 (BB0A, BB0F, BB10, BB1K, BB28, BB2D, BB2H, CB0A,...	D7F 746	09.98 - 02.10	1149	B	43 kW	995	9
CLIO II (BB_ CB_) 1.2 (BB0A, BB0F, BB10, BB1K, BB28, BB2D, BB2H, CB0A,...	D7F 764	09.98 - 02.10	1149	B	43 kW	995	9
CLIO II (BB_ CB_) 1.2 (BB0A, BB0F, BB10, BB1K, BB28, BB2D, BB2H, CB0A,...	D7F 766	09.98 - 02.10	1149	B	43 kW	995	9
CLIO II (BB_ CB_) 1.2 16V (BB05, BB0W, BB11, BB27, BB2T, BB2U, BB2V, CB05,...	D4F 706	06.99 - 08.16	1149	B	55 kW	995	7
CLIO II (BB_ CB_) 1.2 16V (BB05, BB0W, BB11, BB27, BB2T, BB2U, BB2V, CB05,...	D4F 712	06.99 - 08.16	1149	B	55 kW	995	7
CLIO II (BB_ CB_) 1.2 16V (BB05, BB0W, BB11, BB27, BB2T, BB2U, BB2V, CB05,...	D4F 714	06.99 - 08.16	1149	B	55 kW	995	7
CLIO II (BB_ CB_) 1.2 16V (BB05, BB0W, BB11, BB27, BB2T, BB2U, BB2V, CB05,...	D4F 722	06.99 - 08.16	1149	B	55 kW	995	7
CLIO II (BB_ CB_) 1.2 16V (BB05, BB0W, BB11, BB27, BB2T, BB2U, BB2V, CB05,...	D4F 728	06.99 - 08.16	1149	B	55 kW	995	7
CLIO II (BB_ CB_) 1.2 LPG (BB0A, CB0A)	D7F 722	03.99 - 05.01	1149	B/G	44 kW	995	9
CLIO II (BB_ CB_) 1.2 LPG	D7F 764	09.98 - 06.09	1149	B/G	43 kW	995	9
CLIO II (BB_ CB_) 1.2 LPG	D7F 766	09.98 - 06.09	1149	B/G	43 kW	995	9
CLIO II (BB_ CB_) 1.4 (B/CB0C, B/CB0S)	E7J 634	03.98 - 07.06	1390	B	55 kW	999	22
CLIO II (BB_ CB_) 1.4 (B/CB0C, B/CB0S)	E7J 635	03.98 - 07.06	1390	B	55 kW	999	22
CLIO II (BB_ CB_) 1.4 (B/CB0C, B/CB0S)	E7J 780	03.98 - 07.06	1390	B	55 kW	999	22
CLIO II (BB_ CB_) 1.4 (B/CB0C, B/CB0S)	K7J 700	03.98 - 07.06	1390	B	55 kW	998	21
CLIO II (BB_ CB_) 1.4 16V (B/CB0L)	K4J 712	10.99 - 09.04	1390	B	70 kW	1001	36
CLIO II (BB_ CB_) 1.4 16V (B/CB0L)	K4J 713	10.99 - 09.04	1390	B	70 kW	1001	36
CLIO II (BB_ CB_) 1.4 16V (B/CB0P, BB13)	K4J 710	02.00 - 12.12	1390	B	72 kW	1001	36
CLIO II (BB_ CB_) 1.4 16V (B/CB0P, BB13)	K4J 711	02.00 - 12.12	1390	B	72 kW	1001	36
CLIO II (BB_ CB_) 1.4 16V (B/CB0P, BB13)	K4J 712	02.00 - 12.12	1390	B	72 kW	1001	36
CLIO II (BB_ CB_) 1.4 16V (B/CB0P, BB13)	K4J 713	02.00 - 12.12	1390	B	72 kW	1001	36
CLIO II (BB_ CB_) 1.4 16V (B/CB0P, BB13)	K4J 715	02.00 - 12.12	1390	B	72 kW	1001	36
CLIO II (BB_ CB_) 1.5 dCi (B/C2J)	K9K 700	08.04 - 12.12	1461	D	50 kW	999	25
CLIO II (BB_ CB_) 1.5 dCi (B/C2J)	K9K 714	08.04 - 12.12	1461	D	50 kW	999	25
CLIO II (BB_ CB_) 1.5 dCi (B/CB03)	K9K 702	06.01 - 10.03	1461	D	59 kW	999	25
CLIO II (BB_ CB_) 1.5 dCi (B/CB07)	K9K 700	06.01 - 07.09	1461	D	48 kW	999	25
CLIO II (BB_ CB_) 1.5 dCi (B/CB07)	K9K 704	06.01 - 07.09	1461	D	48 kW	999	25
CLIO II (BB_ CB_) 1.5 dCi (B/CB08)	K9K 702	06.01 - 10.07	1461	D	60 kW	999	25
CLIO II (BB_ CB_) 1.5 dCi (B/CB3M)	K9K 740	06.05 - 12.10	1461	D	47 kW	999	25
CLIO II (BB_ CB_) 1.5 dCi (BB3N, CB3N)	K9K 718	02.07 - 06.09	1461	D	62 kW	999	25

			ccm		kw		1 POS
CLIO II (BB_, CB_) 1.5 dCi	K9K 704	06.01 - 12.06	1461	D	42 kW	999	25
CLIO II (BB_, CB_) 1.5 dCi	K9K 712	10.03 - 04.05	1461	D	74 kW	999	25
CLIO II (BB_, CB_) 1.6 (B/CB0D, BB00)	K7M 744	09.98 - 07.06	1598	B	66 kW	1003	43
CLIO II (BB_, CB_) 1.6 (B/CB0D, BB00)	K7M 745	09.98 - 07.06	1598	B	66 kW	1004	44
CLIO II (BB_, CB_) 1.6 (B/CB0D, BB00)	K7M 746	09.98 - 07.06	1598	B	66 kW	1004	44
CLIO II (BB_, CB_) 1.6 (BB01, BB1J)	K4M 740	06.99 - 10.09	1598	B	81 kW	1001	36
CLIO II (BB_, CB_) 1.6 (BB01, BB1J)	K4M 748	06.99 - 10.09	1598	B	81 kW	1001	36
CLIO II (BB_, CB_) 1.6 16V (BB01, BB0H, BB0T, BB14, BB1D, BB1R, BB2KL, BB3G...	K4M 708	09.98 - 06.06	1598	B	79 kW	1001	36
CLIO II (BB_, CB_) 1.6 16V (BB01, BB0H, BB0T, BB14, BB1D, BB1R, BB2KL, BB3G...	K4M 740	09.98 - 06.06	1598	B	79 kW	1001	36
CLIO II (BB_, CB_) 1.6 16V (BB01, BB0H, BB0T, BB14, BB1D, BB1R, BB2KL, BB3G...	K4M 742	09.98 - 06.06	1598	B	79 kW	1001	36
CLIO II (BB_, CB_) 1.6 16V (BB01, BB0H, BB0T, BB14, BB1D, BB1R, BB2KL, BB3G...	K4M 743	09.98 - 06.06	1598	B	79 kW	1001	36
CLIO II (BB_, CB_) 1.6 16V (BB01, BB0H, BB0T, BB14, BB1D, BB1R, BB2KL, BB3G...	K4M 744	09.98 - 06.06	1598	B	79 kW	1001	36
CLIO II (BB_, CB_) 1.6 16V (BB01, BB0H, BB0T, BB14, BB1D, BB1R, BB2KL, BB3G...	K4M 745	09.98 - 06.06	1598	B	79 kW	1001	36
CLIO II (BB_, CB_) 1.6 16V (BB01, BB0H, BB0T, BB14, BB1D, BB1R, BB2KL, BB3G...	K4M 748	09.98 - 06.06	1598	B	79 kW	1001	36
CLIO II (BB_, CB_) 1.6 16V	K4M 708	03.99 - 12.10	1598	B	82 kW	1001	36
CLIO II (BB_, CB_) 1.6 Authentique Hi-Flex (BB26, BB3E, CB26)	K4M 736	11.04 - 02.09	1598	B/E	85 kW	1001	36
CLIO II (BB_, CB_) 1.6 Flex	K4M 740	05.00 - 12.06	1598	B/E	81 kW	1001	36
CLIO II (BB_, CB_) 1.6 Flex	K4M 748	05.00 - 12.06	1598	B/E	81 kW	1001	36
CLIO II (BB_, CB_) 1.6 Hi-Flex (CB0H)	K4M 748	01.05 - 02.10	1598	B/E	86 kW	1001	36
CLIO II (BB_, CB_) 1.6	K7M 746	06.99 - 04.03	1598	B	73 kW	1004	44
CLIO II (BB_, CB_) 1.9 D (B/CB0E, BB0J)	F8Q 630	09.98 - 05.05	1870	D	47 kW	1005	46
CLIO II (BB_, CB_) 1.9 D (B/CB0E, BB0J)	F8Q 632	09.98 - 05.05	1870	D	47 kW	1005	46
CLIO II (BB_, CB_) 1.9 D (B/CB0J)	F8Q 630	06.99 - 11.02	1870	D	48 kW	1005	46
CLIO II (BB_, CB_) 1.9 D (B/CB0J)	F8Q 632	06.99 - 11.02	1870	D	48 kW	1005	46
CLIO II (BB_, CB_) 1.9 dTi (B/CB0U)	F9Q 780	12.99 - 05.05	1870	D	59 kW	1006	52
CLIO II (BB_, CB_) 1.9 dTi (B/CB0U)	F9Q 782	12.99 - 05.05	1870	D	59 kW	1006	52
CLIO II (BB_, CB_) 2.0 16V (CB0M, CB1G)	F4R 730	06.01 - 05.05	1998	B	126 kW	1009	63
CLIO II (BB_, CB_) 2.0 16V (CB0M, CB1G)	F4R 736	06.01 - 05.05	1998	B	126 kW	1009	63
CLIO II (BB_, CB_) 2.0 16V Sport (CB0M)	F4R 730	02.00 - 06.09	1998	B	124 kW	1009	63
CLIO II (BB_, CB_) 2.0 16V Sport (CB0M)	F4R 736	02.00 - 06.09	1998	B	124 kW	1009	63
CLIO II (BB_, CB_) 2.0 16V Sport	F4R 738	01.04 - 12.06	1998	B	132 kW	1009	63
CLIO II Kasten/Schrägheck (SB0/1/2_) 1.2 (SB0A, SB0F, SB10)	D7F 722	03.99 - 10.03	1149	B	44 kW	995	9
CLIO II Kasten/Schrägheck (SB0/1/2_) 1.2 (SB0A, SB0F, SB10)	D7F 726	03.99 - 10.03	1149	B	44 kW	995	9
CLIO II Kasten/Schrägheck (SB0/1/2_) 1.2 (SB0A, SB0F, SB10)	D7F 746	03.99 - 10.03	1149	B	44 kW	995	9
CLIO II Kasten/Schrägheck (SB0/1/2_) 1.2 (SB0A, SB0F, SB1K, SB2D)	D7F 720	09.98	1149	B	43 kW	995	9
CLIO II Kasten/Schrägheck (SB0/1/2_) 1.2 (SB0A, SB0F, SB1K, SB2D)	D7F 726	09.98	1149	B	43 kW	995	9
CLIO II Kasten/Schrägheck (SB0/1/2_) 1.2 (SB0A, SB0F, SB1K, SB2D)	D7F 746	09.98	1149	B	43 kW	995	9
CLIO II Kasten/Schrägheck (SB0/1/2_) 1.5 dCi (SB07)	K9K 700	06.01	1461	D	48 kW	999	25
CLIO II Kasten/Schrägheck (SB0/1/2_) 1.5 dCi (SB07)	K9K 704	06.01	1461	D	48 kW	999	25
CLIO II Kasten/Schrägheck (SB0/1/2_) 1.5 dCi (SB3M)	K9K 740	06.05 - 12.10	1461	D	47 kW	999	25
CLIO II Kasten/Schrägheck (SB0/1/2_) 1.5 dCi	K9K 702	11.03	1461	D	60 kW	999	25
CLIO II Kasten/Schrägheck (SB0/1/2_) 1.5 dCi	K9K 702	06.01 - 10.04	1461	D	59 kW	999	25
CLIO II Kasten/Schrägheck (SB0/1/2_) 1.5 dCi	K9K 710	11.03	1461	D	60 kW	999	25
CLIO II Kasten/Schrägheck (SB0/1/2_) 1.5 dCi	K9K 714	04.04	1461	D	50 kW	999	25
CLIO II Kasten/Schrägheck (SB0/1/2_) 1.5 dCi	K9K 716	11.03	1461	D	60 kW	999	25
CLIO II Kasten/Schrägheck (SB0/1/2_) 1.6 (SB0H)	K4M 746	11.03	1598	B	79 kW	1001	36
CLIO II Kasten/Schrägheck (SB0/1/2_) 1.9 D (SB0E)	F8Q 630	09.98	1870	D	47 kW	1005	46
CLIO II Kasten/Schrägheck (SB0/1/2_) 1.9 D (SB0J)	F8Q 632	02.00 - 05.01	1870	D	48 kW	1005	46
CLIO II Kasten/Schrägheck (SB0/1/2_) 1.9 D (SB0R)	F8Q 662	03.99 - 01.00	1870	D	40 kW	1005	46
CLIO II Kasten/Schrägheck (SB0/1/2_) 1.9 DTi (SB0U)	F9Q 780	02.00 - 05.01	1870	D	59 kW	1006	52
CLIO III (BR0/1, CR0/1) 1.2 (BR01, BR03, BR0E, CR0E)	D4F 764	10.05 - 12.12	1149	B	57 kW	995	7
CLIO III (BR0/1, CR0/1) 1.2 16V (BR02, BR0J, BR11, CR02, CR0J, CR11)	D4F 706	06.05 - 12.14	1149	B	55 kW	995	7
CLIO III (BR0/1, CR0/1) 1.2 16V (BR02, BR0J, BR11, CR02, CR0J, CR11)	D4F 740	06.05 - 12.14	1149	B	55 kW	995	7
CLIO III (BR0/1, CR0/1) 1.2 16V (BR02, BR0J, BR11, CR02, CR0J, CR11)	D4F 764	06.05 - 12.14	1149	B	55 kW	995	7
CLIO III (BR0/1, CR0/1) 1.2 16V (BR0P, CR0P)	D4F 784	05.07 - 12.14	1149	B	74 kW	995	7
CLIO III (BR0/1, CR0/1) 1.2 16V (BR0R, BR1D, BR1L, CR0R)	D4F 740	06.05 - 12.14	1149	B	48 kW	995	7
CLIO III (BR0/1, CR0/1) 1.2 16V Hi-Flex (BR1U, CR1U)	D4F 740	07.08 - 12.14	1149	B/G	55 kW	995	7
CLIO III (BR0/1, CR0/1) 1.2 16V Hi-Flex (BR1U, CR1U)	D4F 742	07.08 - 12.14	1149	B/G	55 kW	995	7
CLIO III (BR0/1, CR0/1) 1.2 16V	D4F 764	06.05 - 12.14	1149	B	58 kW	995	7
CLIO III (BR0/1, CR0/1) 1.2 16V	D4F 764	06.06 - 08.10	1149	B	43 kW	995	7
CLIO III (BR0/1, CR0/1) 1.2 16V	D4F 786	09.10 - 12.14	1149	B	76 kW	995	7
CLIO III (BR0/1, CR0/1) 1.2 Ethanol (CR1U, BR1U)	D4F 712	07.08 - 12.12	1149	B/E	55 kW	995	7








CLIO III (BR0/1, CR0/1) 1.2 Ethanol (CR1U, BR1U)	D4F 742	07.08 - 12.12	1149	B/E	55 kW	995 7
CLIO III (BR0/1, CR0/1) 1.4 16V	K4J 780	06.05 - 12.12	1390	B	72 kW	1001 36
CLIO III (BR0/1, CR0/1) 1.5 dCi (BR0H, CR0H, CR1S, BR1S)	K9K 764	06.05 - 12.14	1461	D	78 kW	999 25
CLIO III (BR0/1, CR0/1) 1.5 dCi (BR0H, CR0H, CR1S, BR1S)	K9K 774	06.05 - 12.14	1461	D	78 kW	999 25
CLIO III (BR0/1, CR0/1) 1.5 dCi (BR17, CR17)	K9K 766	06.05 - 12.12	1461	D	63 kW	999 25
CLIO III (BR0/1, CR0/1) 1.5 dCi (BR1C, CR1C)	K9K 772	06.05 - 12.12	1461	D	76 kW	999 25
CLIO III (BR0/1, CR0/1) 1.5 dCi (C/BR0G, C/BR1G)	K9K 714	06.05 - 12.12	1461	D	50 kW	999 25
CLIO III (BR0/1, CR0/1) 1.5 dCi (C/BR0G, C/BR1G)	K9K 768	06.05 - 12.12	1461	D	50 kW	999 25
CLIO III (BR0/1, CR0/1) 1.5 dCi	K9K 750	11.07 - 12.12	1461	D	60 kW	999 25
CLIO III (BR0/1, CR0/1) 1.5 dCi	K9K 752	06.05 - 12.12	1461	D	47 kW	999 25
CLIO III (BR0/1, CR0/1) 1.5 dCi	K9K 752	05.05 - 07.10	1461	D	48 kW	999 25
CLIO III (BR0/1, CR0/1) 1.5 dCi	K9K 766	08.10 - 12.14	1461	D	65 kW	999 25
CLIO III (BR0/1, CR0/1) 1.5 dCi	K9K 770	08.10 - 12.14	1461	D	55 kW	999 25
CLIO III (BR0/1, CR0/1) 1.5 dCi	K9K 770	08.10 - 12.14	1461	D	65 kW	999 25
CLIO III (BR0/1, CR0/1) 1.6 16V (BR05, BR0B, BR0Y, BR15, BR1J, BR1M, BR1Y, CR0B,...)	K4M 800	06.05 - 12.14	1598	B	82 kW	1001 36
CLIO III (BR0/1, CR0/1) 1.6 16V (BR05, BR0B, BR0Y, BR15, BR1J, BR1M, BR1Y, CR0B,...)	K4M 801	06.05 - 12.14	1598	B	82 kW	1001 36
CLIO III (BR0/1, CR0/1) 1.6 16V (BR09, BR0T, CR09, CR0T)	K4M 804	06.05 - 10.07	1598	B	65 kW	1001 36
CLIO III (BR0/1, CR0/1) 1.6 16V GT (BR10, CR10)	K4M 862	11.07 - 12.14	1598	B	94 kW	1002 38
CLIO III (BR0/1, CR0/1) 2.0 16V Sport (CR0N, CR1P)	F4R 830	02.06 - 12.12	1998	B	145 kW	1009 63
CLIO III (BR0/1, CR0/1) 2.0 16V Sport (CR0N, CR1P)	F4R 832	02.06 - 12.12	1998	B	145 kW	1009 63
CLIO III (BR0/1, CR0/1) 2.0 16V Sport	F4R 830	09.08 - 12.14	1998	B	148 kW	1009 63
CLIO III (BR0/1, CR0/1) 2.0 16V Sport	F4R 832	09.08 - 12.14	1998	B	148 kW	1009 63
CLIO III Grandtour (KR0/1_) 1.2 16V (KR02, KR0J)	D4F 740	02.08 - 12.14	1149	B	55 kW	995 7
CLIO III Grandtour (KR0/1_) 1.2 16V (KR0E)	D4F 764	11.07 - 12.14	1149	B	58 kW	995 7
CLIO III Grandtour (KR0/1_) 1.2 16V (KR0P)	D4F 784	11.07 - 12.12	1149	B	74 kW	995 7
CLIO III Grandtour (KR0/1_) 1.2 16V Hi-Flex (KR0S)	D4F 740	07.08 - 12.14	1149	B/E	55 kW	995 7
CLIO III Grandtour (KR0/1_) 1.2 16V Hi-Flex (KR1U)	D4F 742	11.07 - 12.12	1149	B/E	58 kW	995 7
CLIO III Grandtour (KR0/1_) 1.2 16V	D4F 786	03.10 - 12.12	1149	B	76 kW	995 7
CLIO III Grandtour (KR0/1_) 1.4 16V	K4J 780	11.07 - 12.12	1390	B	72 kW	1001 36
CLIO III Grandtour (KR0/1_) 1.5 dCi (KR0F)	K9K 766	11.07 - 12.12	1461	D	63 kW	999 25
CLIO III Grandtour (KR0/1_) 1.5 dCi (KR0G)	K9K 714	11.07 - 12.12	1461	D	50 kW	999 25
CLIO III Grandtour (KR0/1_) 1.5 dCi (KR0G)	K9K 768	11.07 - 12.12	1461	D	50 kW	999 25
CLIO III Grandtour (KR0/1_) 1.5 dCi (KR0H, KR1S)	K9K 764	02.08 - 12.12	1461	D	78 kW	999 25
CLIO III Grandtour (KR0/1_) 1.5 dCi (KR0H, KR1S)	K9K 774	02.08 - 12.12	1461	D	78 kW	999 25
CLIO III Grandtour (KR0/1_) 1.5 dCi (KR1C, KR1N)	K9K 772	11.07 - 12.12	1461	D	76 kW	999 25
CLIO III Grandtour (KR0/1_) 1.5 dCi	K9K 752	11.07 - 12.12	1461	D	48 kW	999 25
CLIO III Grandtour (KR0/1_) 1.5 dCi	K9K 770	08.10 - 12.12	1461	D	55 kW	999 25
CLIO III Grandtour (KR0/1_) 1.5 dCi	K9K 770	08.10 - 12.12	1461	D	65 kW	999 25
CLIO III Grandtour (KR0/1_) 1.5 dCi	K9K 772	08.10 - 12.12	1461	D	65 kW	999 25
CLIO III Grandtour (KR0/1_) 1.6 16V (KR0B)	K4M 800	11.07 - 12.12	1598	B	82 kW	1001 36
CLIO III Grandtour (KR0/1_) 1.6 16V (KR0B)	K4M 801	11.07 - 12.12	1598	B	82 kW	1001 36
CLIO III Grandtour (KR0/1_) 1.6 16V (KR10)	K4M 862	11.07 - 12.12	1598	B	94 kW	1002 38
CLIO III Grandtour (KR0/1_) 1.6 16V	K4M 804	11.07 - 12.12	1598	B	80 kW	1001 36
CLIO III Kasten/Schrägheck (SB_, SR_) 1.2 (SR0J)	D4F 740	11.05 - 12.14	1149	B	55 kW	995 7
CLIO III Kasten/Schrägheck (SB_, SR_) 1.2 (SR0P)	D4F 784	11.07 - 12.11	1149	B	74 kW	995 7
CLIO III Kasten/Schrägheck (SB_, SR_) 1.2 Hi-Flex (SR1U)	D4F 742	11.07 - 12.09	1149	B/E	58 kW	995 7
CLIO III Kasten/Schrägheck (SB_, SR_) 1.5 dCi (SR1H)	K9K 770	08.10 - 12.14	1461	D	65 kW	999 25
CLIO III Kasten/Schrägheck (SB_, SR_) 1.5 dCi	K9K 764	10.05 - 10.07	1461	D	78 kW	999 25
CLIO III Kasten/Schrägheck (SB_, SR_) 1.5 dCi	K9K 766	06.05 - 07.10	1461	D	63 kW	999 25
CLIO III Kasten/Schrägheck (SB_, SR_) 1.5 dCi	K9K 768	10.05 - 07.10	1461	D	50 kW	999 25
CLIO III Kasten/Schrägheck (SB_, SR_) 1.5 dCi	K9K 770	08.10 - 12.14	1461	D	55 kW	999 25
CLIO III Kasten/Schrägheck (SB_, SR_) 1.5 dCi	K9K 772	10.05 - 10.07	1461	D	78 kW	999 25
CLIO IV (BH_) 0.9 TCe 75 (BHNP)	H4B 408	05.18	898	B	56 kW	996 13
CLIO IV (BH_) 0.9 TCe 90 LPG	H4B 400	06.16	898	B/G	66 kW	996 13
CLIO IV (BH_) 0.9 TCe 90 LPG	H4B 410	06.16	898	B/G	66 kW	996 13
CLIO IV (BH_) 0.9 TCe 90	H4B 400	11.12	898	B	66 kW	996 13
CLIO IV (BH_) 0.9 TCe 90	H4B 408	11.12	898	B	66 kW	996 13
CLIO IV (BH_) 1.2 16V (BHA1, BHAK, BHM, BHMK)	D4F 740	06.15	1149	B	55 kW	995 7
CLIO IV (BH_) 1.2 16V	D4F 728	11.12	1149	B	54 kW	995 7
CLIO IV (BH_) 1.2 16V	D4F 740	11.12	1149	B	54 kW	995 7
CLIO IV (BH_) 1.2 LPG (BHM)	D4F 744	01.14	1149	B/G	53 kW	995 8
CLIO IV (BH_) 1.2 LPG 16V	D4F 740	11.12 - 06.15	1149	B/G	54 kW	995 7

			ccm		kw		1 POS
CLIO IV (BH_) 1.2 TCe 120 (BHAU)	H5F 408	01.16	1197	B	87 kW	997	14
CLIO IV (BH_) 1.2 TCe 120 (BHAU)	H5F 412	01.16	1197	B	87 kW	997	14
CLIO IV (BH_) 1.2 TCe 120 (BHM0)	H5F 403	03.13	1197	B	88 kW	997	14
CLIO IV (BH_) 1.5 dCi (BHM6)	K9K 838	11.12	1461	D	62 kW	999	25
CLIO IV (BH_) 1.5 dCi (BHMW)	K9K 830	11.12	1461	D	63 kW	999	25
CLIO IV (BH_) 1.5 dCi 110	K9K 646	06.16	1461	D	81 kW	999	25
CLIO IV (BH_) 1.5 dCi 75	K9K 612	11.12	1461	D	55 kW	999	25
CLIO IV (BH_) 1.5 dCi 75	K9K 628	11.12	1461	D	55 kW	999	25
CLIO IV (BH_) 1.5 dCi 90	K9K 608	11.12	1461	D	66 kW	999	25
CLIO IV (BH_) 1.5 dCi 90	K9K 628	11.12	1461	D	66 kW	999	25
CLIO IV (BH_) 1.5 dCi 90	K9K 638	11.12	1461	D	66 kW	1000	29
CLIO IV Grandtour (KH_) 0.9 TCe 75 (KHNP)	H4B 408	08.18	898	B	56 kW	996	13
CLIO IV Grandtour (KH_) 0.9 TCe 90	H4B 400	01.13	898	B	66 kW	996	13
CLIO IV Grandtour (KH_) 0.9 TCe 90	H4B 408	01.13	898	B	66 kW	996	13
CLIO IV Grandtour (KH_) 1.2 16V	D4F 740	01.13	1149	B	54 kW	995	7
CLIO IV Grandtour (KH_) 1.2 TCe 120 (KHAU)	H5F 408	01.16	1197	B	87 kW	997	14
CLIO IV Grandtour (KH_) 1.2 TCe 120 (KHAU)	H5F 412	01.16	1197	B	87 kW	997	14
CLIO IV Grandtour (KH_) 1.2 TCe 120 (KHM0)	H5F 403	03.13	1197	B	88 kW	997	14
CLIO IV Grandtour (KH_) 1.5 dCi 110	K9K 646	06.16	1461	D	81 kW	999	25
CLIO IV Grandtour (KH_) 1.5 dCi 75	K9K 612	01.13	1461	D	55 kW	999	25
CLIO IV Grandtour (KH_) 1.5 dCi 75	K9K 628	01.13	1461	D	55 kW	999	25
CLIO IV Grandtour (KH_) 1.5 dCi 90 (KHN3, KHN4)	K9K 608	11.12	1461	D	66 kW	999	25
CLIO IV Grandtour (KH_) 1.5 dCi 90 (KHN3, KHN4)	K9K 628	11.12	1461	D	66 kW	999	25
CLIO IV Grandtour (KH_) 1.5 dCi 90 (KHN3, KHN4)	K9K 629	11.12	1461	D	66 kW	999	25
CLIO IV Grandtour (KH_) 1.5 dCi 90 (KHN3, KHN4)	K9K 638	11.12	1461	D	66 kW	1000	29
CLIO IV Kasten/Kombi (KH_) 0.9 TCe 90	H4B 400	01.14	898	B	66 kW	996	13
CLIO IV Kasten/Kombi (KH_) 1.5 dCi 75	K9K 612	01.14	1461	D	55 kW	999	25
CLIO IV Kasten/Kombi (KH_) 1.5 dCi 90	K9K 608	01.14	1461	D	66 kW	999	25
CLIO IV Kasten/Schrägheck (BH_) 0.9 TCe 90 LPG (BHM1)	H4B 410	08.15	898	B/G	66 kW	996	13
CLIO IV Kasten/Schrägheck (BH_) 0.9 TCe 90	H4B 400	01.14	898	B	66 kW	996	13
CLIO IV Kasten/Schrägheck (BH_) 0.9 TCe 90	H4B 408	01.14	898	B	66 kW	996	13
CLIO IV Kasten/Schrägheck (BH_) 1.2 16V (BHMK)	D4F 740	01.14	1149	B	54 kW	995	7
CLIO IV Kasten/Schrägheck (BH_) 1.2 16V LPG (BHMG)	D4F 744	01.14	1149	B/G	53 kW	995	8
CLIO IV Kasten/Schrägheck (BH_) 1.2 16V	D4F 722	01.14	1149	B	55 kW	995	7
CLIO IV Kasten/Schrägheck (BH_) 1.5 dCi 75	K9K 612	01.14	1461	D	55 kW	999	25
CLIO IV Kasten/Schrägheck (BH_) 1.5 dCi 90 (BHAJ)	K9K 608	01.14	1461	D	66 kW	999	25
CLIO IV Kasten/Schrägheck (BH_) 1.5 dCi 90 (BHAJ)	K9K 628	01.14	1461	D	66 kW	999	25
CLIO IV Kasten/Schrägheck (BH_) 1.5 dCi 90 (BHAJ)	K9K 629	01.14	1461	D	66 kW	999	25
CLIO V (B7_) 1.0 LPG (B7MT)	H4D 450	06.19	999	B/G	74 kW	996	13
CLIO V (B7_) 1.0 LPG (B7MT)	H4D 452	06.19	999	B/G	74 kW	996	13
CLIO V (B7_) 1.0 LPG (B7MT)	H4D 460	06.19	999	B/G	74 kW	996	13
CLIO V (B7_) 1.0 LPG (B7MT)	H4D 470	11.21	999	B/G	67 kW	996	13
CLIO V (B7_) 1.0 LPG (B7MT)	H4D 472	06.19	999	B/G	74 kW	996	13
CLIO V (B7_) 1.0 LPG (B7MT)	H4D 480	06.19	999	B/G	74 kW	996	13
CLIO V (B7_) 1.0 TCe 100 (B7MT)	H4D 450	06.19	999	B	74 kW	996	13
CLIO V (B7_) 1.0 TCe 100 (B7MT)	H4D 452	06.19	999	B	74 kW	996	13
CLIO V (B7_) 1.0 TCe 100 (B7MT)	H4D 460	06.19	999	B	74 kW	996	13
CLIO V (B7_) 1.0 TCe 100 (B7MT)	H4D 472	06.19	999	B	74 kW	996	13
CLIO V (B7_) 1.0 TCe 90 (B7MT)	H4D 450	08.20	999	B	67 kW	996	13
CLIO V (B7_) 1.0 TCe 90 (B7MT)	H4D 470	08.20	999	B	67 kW	996	13
CLIO V (B7_) 1.5 Blue dCi 100 (B7AD)	K9K 872	11.21	1461	D	74 kW	999	25
CLIO V (B7_) 1.5 Blue dCi 115 (B7AD)	K9K 854	06.19	1461	D	85 kW	1000	27
CLIO V (B7_) 1.5 Blue dCi 115 (B7AD)	K9K 862	06.19	1461	D	85 kW	1000	27
CLIO V (B7_) 1.5 Blue dCi 115 (B7AD)	K9K 872	06.19	1461	D	85 kW	999	25
CLIO V (B7_) 1.5 Blue dCi 85 (B7AG)	K9K 854	06.19	1461	D	63 kW	1000	27
CLIO V (B7_) 1.5 Blue dCi 85 (B7AG)	K9K 872	06.19	1461	D	63 kW	999	25
DOKKER 1.5 dCi	K9K 612	12.13	1461	D	66 kW	999	25
DOKKER 1.6	K7M 812	12.13	1598	B	62 kW	1004	45
DOKKER 1.6	K7M 812	12.13	1598	B	63 kW	1004	45
DUSTER (HM_) 1.5 dCi 110 (HMAB)	K9K 656	07.19	1461	D	80 kW	999	25
DUSTER (HM_) 1.5 dCi 110 (HMAB)	K9K 658	07.19	1461	D	80 kW	1000	27
DUSTER (HM_) 1.5 dCi 110 (HMAB)	K9K 858	07.19	1461	D	80 kW	999	25








DUSTER (HM_) 1.5 dCi 110 4x4 (HMAB)	K9K 658	07.19	1461	D	80 kW	1000	27
DUSTER (HM_) 1.5 dCi 110 4x4 (HMAB)	K9K 858	07.19	1461	D	80 kW	999	25
DUSTER (HM_) 1.5 dCi 90 (HMAA)	K9K 656	07.19	1461	D	66 kW	999	25
DUSTER (HM_) 2.0 4x4 (HMMS)	F4R 410	11.21	1998	B	105 kW	1009	63
DUSTER (HS_) 1.5 dCi (HSAE, HSAD, HSAF, HSJ7, HSMC, HSMD)	K9K 856	09.13 - 01.18	1461	D	80 kW	999	25
DUSTER (HS_) 1.5 dCi (HSAE, HSAD, HSAF, HSJ7, HSMC, HSMD)	K9K 858	09.13 - 01.18	1461	D	80 kW	999	25
DUSTER (HS_) 1.5 dCi (HSAE, HSAD, HSAF, HSJ7, HSMC, HSMD)	K9K 898	09.13 - 01.18	1461	D	80 kW	999	25
DUSTER (HS_) 1.5 dCi 4x4 (HSMC)	K9K 896	09.14	1461	D	81 kW	999	25
DUSTER (HS_) 1.5 dCi 4x4 (HSMD)	K9K 856	09.13 - 01.18	1461	D	80 kW	999	25
DUSTER (HS_) 1.5 dCi 4x4 (HSMD)	K9K 858	09.13 - 01.18	1461	D	80 kW	999	25
DUSTER (HS_) 1.5 dCi 4x4	K9K 884	06.11	1461	D	66 kW	999	25
DUSTER (HS_) 1.5 dCi	K9K 796	02.12	1461	D	63 kW	999	25
DUSTER (HS_) 1.5 dCi	K9K 896	02.12	1461	D	81 kW	999	25
DUSTER (HS_) 1.6 16V (HSAT)	K4M 616	02.12	1598	B	75 kW	1002	38
DUSTER (HS_) 1.6 16V (HSAT)	K4M 616	06.11 - 01.18	1598	B	77 kW	1002	38
DUSTER (HS_) 1.6 16V 4x4 (HSA5, HSA9, HSMR, HSA8)	K4M 616	06.11 - 01.18	1598	B	77 kW	1002	38
DUSTER (HS_) 1.6 16V 4x4 (HSA5, HSA9, HSMR, HSA8)	K4M 690	06.11 - 01.18	1598	B	77 kW	1001	36
DUSTER (HS_) 1.6 16V 4x4	K4M 616	06.11 - 05.15	1598	B	75 kW	1002	38
DUSTER (HS_) 1.6 16V 4x4	K4M 690	06.15	1598	B	84 kW	1001	36
DUSTER (HS_) 1.6 16V 4x4	K4M 690	06.11 - 05.15	1598	B	75 kW	1001	36
DUSTER (HS_) 1.6 16V	K4M 690	01.11	1598	B	81 kW	1001	36
DUSTER (HS_) 1.6 16V	K4M 690	06.15	1598	B	84 kW	1001	36
DUSTER (HS_) 1.6 16V	K4M 718	02.12	1598	B	76 kW	1002	38
DUSTER (HS_) 1.6 Hi-Flex (HSAP, HSMF)	K4M 694	10.11 - 12.16	1598	B/E	85 kW	1002	38
DUSTER (HS_) 2.0 (HSAB)	F4R 410	09.13 - 01.18	1998	B	107 kW	1009	63
DUSTER (HS_) 2.0 4x4 (HSAB, HSA3, HSAJ, HSMS)	F4R 400	01.11	1998	B	101 kW	1009	63
DUSTER (HS_) 2.0 4x4 (HSAB, HSA3, HSAJ, HSMS)	F4R 402	01.11	1998	B	101 kW	1009	63
DUSTER (HS_) 2.0 4x4 (HSAB, HSA3, HSAJ, HSMS)	F4R 410	01.11	1998	B	101 kW	1009	63
DUSTER (HS_) 2.0 4x4	F4R 400	02.12	1998	B	99 kW	1009	63
DUSTER (HS_) 2.0 4x4	F4R 402	02.12	1998	B	99 kW	1009	63
DUSTER (HS_) 2.0 4x4	F4R 402	10.11	1998	B	105 kW	1009	63
DUSTER (HS_) 2.0 4x4	F4R 403	10.11	1998	B	105 kW	1009	63
DUSTER (HS_) 2.0 4x4	F4R 410	02.12	1998	B	99 kW	1009	63
DUSTER (HS_) 2.0 Flex (HSML, HSJJ)	F4R 405	01.16 - 03.20	1998	B/E	109 kW	1009	63
DUSTER (HS_) 2.0 Flex 4x4 (HSAR, HSJJ)	F4R 408	01.16 - 12.20	1998	B/E	109 kW	1009	63
DUSTER (HS_) 2.0 Hi-Flex (HSA4, HSML)	F4R 404	01.11 - 12.15	1998	B/E	104 kW	1009	63
DUSTER (HS_) 2.0 Hi-Flex (HSA4, HSML)	F4R 405	01.11 - 12.15	1998	B/E	104 kW	1009	63
DUSTER (HS_) 2.0 Hi-Flex (HSA4, HSML)	F4R 416	01.11 - 12.15	1998	B/E	104 kW	1009	63
DUSTER (HS_) 2.0 Hi-Flex 4x4 (HSAR, HSA4)	F4R 408	01.11 - 12.15	1998	B/E	104 kW	1009	63
DUSTER (HS_) 2.0	F4R 402	01.11	1998	B	101 kW	1009	63
DUSTER (HS_) 2.0	F4R 402	01.11	1998	B	101 kW	1009	63
DUSTER (HS_) 2.0	F4R 402	10.11	1998	B	105 kW	1009	63
DUSTER (HS_) 2.0	F4R 403	02.12	1998	B	98 kW	1009	63
DUSTER (HS_) 2.0	F4R 403	10.11	1998	B	105 kW	1009	63
DUSTER (HS_) 2.0	F4R 404	01.11	1998	B	101 kW	1009	63
DUSTER (HS_) 2.0	F4R 405	02.12	1998	B	98 kW	1009	63
ESPACE I (J11_) 2.1 TD (J/S115)	J8S 240	10.84 - 12.90	2068	D	65 kW	1011	75
ESPACE I (J11_) 2.1 TD (J/S115)	J8S 774	10.84 - 12.90	2068	D	65 kW	1011	75
ESPACE I (J11_) 2.1 TD (J/S115)	J8S 776	10.84 - 12.90	2068	D	65 kW	1011	75
ESPACE I (J11_) 2.2 (J117)	J7T 770	07.86 - 12.90	2165	B	79 kW	1012	79
ESPACE I (J11_) 2.2 Quadra (J117)	J7T 770	01.88 - 12.90	2165	B	79 kW	1012	79
ESPACE I (J11_) 2.2 Quadra	J7T 770	06.87 - 12.87	2165	B	81 kW	1012	79
ESPACE II (J/S63_) 2.1 RTDT Quadra	J8S 772	01.91 - 05.92	2068	D	65 kW	1011	75
ESPACE II (J/S63_) 2.1 TD (J633, J634, J/S635, J/S63D)	J8S 610	01.91 - 10.97	2068	D	65 kW	1011	75
ESPACE II (J/S63_) 2.1 TD (J633, J634, J/S635, J/S63D)	J8S 772	01.91 - 10.97	2068	D	65 kW	1011	75
ESPACE II (J/S63_) 2.1 TD (J633, J634, J/S635, J/S63D)	J8S 776	01.91 - 10.97	2068	D	65 kW	1011	75
ESPACE II (J/S63_) 2.1 TD (J633, J634, J/S635, J/S63D)	J8S 778	01.91 - 10.97	2068	D	65 kW	1011	75
ESPACE II (J/S63_) 2.1 TD (J63E)	J8S 612	11.94 - 10.96	2068	D	66 kW	1011	75
ESPACE II (J/S63_) 2.2 (J/S637, J63G)	J7T 772	01.91 - 10.97	2165	B	79 kW	1012	79
ESPACE II (J/S63_) 2.2 (J/S637, J63G)	J7T 773	01.91 - 10.97	2165	B	79 kW	1012	79
ESPACE II (J/S63_) 2.2 (J/S637, J63G)	J7T 776	01.91 - 10.97	2165	B	79 kW	1012	79
ESPACE II (J/S63_) 2.2 4x4 (J/S637, J63G)	J7T 772	03.91 - 12.96	2165	B	79 kW	1012	79

			ccm		kw		1 POS
ESPACE II (JS63_) 2.2 4x4 (JS637, J63G)	J7T 773	03.91 - 12.96	2165	B	79 kW	1012	79
ESPACE II VAN (JS63_) 2.1 TD (S635, S63D)	J8S 610	06.92 - 10.96	2068	D	65 kW	1011	75
ESPACE II VAN (JS63_) 2.1 TD (S635, S63D)	J8S 772	06.92 - 10.96	2068	D	65 kW	1011	75
ESPACE II VAN (JS63_) 2.2 (S637)	J7T 772	06.92 - 10.96	2165	B	79 kW	1012	79
ESPACE III (JE0_) 1.9 dTi (JE0M)	F9Q 722	02.99 - 10.02	1870	D	72 kW	1006	52
ESPACE III (JE0_) 2.0 (JE0A)	F3R 728	11.96 - 10.00	1998	B	84 kW	1008	59
ESPACE III (JE0_) 2.0 (JE0A)	F3R 729	11.96 - 10.00	1998	B	84 kW	1008	59
ESPACE III (JE0_) 2.0 (JE0A)	F3R 742	11.96 - 10.00	1998	B	84 kW	1008	59
ESPACE III (JE0_) 2.0 (JE0A)	F3R 768	11.96 - 10.00	1998	B	84 kW	1008	59
ESPACE III (JE0_) 2.0 (JE0A)	F3R 769	11.96 - 10.00	1998	B	84 kW	1008	59
ESPACE III (JE0_) 2.0 16V (JE0N, JE0L, JE02)	F4R 700	10.98 - 10.02	1998	B	103 kW	1009	63
ESPACE III (JE0_) 2.0 16V (JE0N, JE0L, JE02)	F4R 701	10.98 - 10.02	1998	B	103 kW	1009	63
ESPACE III (JE0_) 2.0	F4R 700	09.01 - 10.02	1998	B	102 kW	1009	63
ESPACE III (JE0_) 2.0	F4R 701	09.01 - 10.02	1998	B	102 kW	1009	63
ESPACE III (JE0_) 2.2 12V TD (JE0E, JE0H, JE0P)	G8T 714	11.96 - 10.00	2188	D	83 kW	1011	76
ESPACE III (JE0_) 2.2 12V TD (JE0E, JE0H, JE0P)	G8T 716	11.96 - 10.00	2188	D	83 kW	1011	76
ESPACE III (JE0_) 2.2 12V TD (JE0E, JE0H, JE0P)	G8T 760	11.96 - 10.00	2188	D	83 kW	1011	76
ESPACE III (JE0_) 2.2 D	G8T 716	11.97 - 01.00	2188	D	84 kW	1011	76
ESPACE III (JE0_) 2.2 dCi (JE0K)	G9T 642	10.00 - 10.02	2188	D	95 kW	1011	77
ESPACE III (JE0_) 2.2 dCi (JE0K)	G9T 710	10.00 - 10.02	2188	D	95 kW	1011	77
ESPACE III (JE0_) 2.2 dCi (JE0S)	G9T 710	07.00 - 10.02	2188	D	85 kW	1011	77
ESPACE IV (JK0/1_) 1.9 dCi (JK0U)	F9Q 820	04.03 - 02.05	1870	D	85 kW	1006	52
ESPACE IV (JK0/1_) 1.9 dCi (JK0U, JK0G)	F9Q 680	11.02	1870	D	88 kW	1006	52
ESPACE IV (JK0/1_) 1.9 dCi (JK0U, JK0G)	F9Q 820	11.02	1870	D	88 kW	1006	52
ESPACE IV (JK0/1_) 1.9 dCi (JK0U, JK0G)	F9Q 826	11.02	1870	D	88 kW	1006	52
ESPACE IV (JK0/1_) 2.0 (JK09)	F4R 792	11.02 - 01.15	1998	B	100 kW	1009	63
ESPACE IV (JK0/1_) 2.0 (JK0A, JK1D, JK0N)	F4R 796	04.05	1998	B	125 kW	1009	63
ESPACE IV (JK0/1_) 2.0 (JK0A, JK1D, JK0N)	F4R 797	04.05	1998	B	125 kW	1009	63
ESPACE IV (JK0/1_) 2.0 (JK0A, JK1D, JK0N)	F4R 896	04.05	1998	B	125 kW	1009	63
ESPACE IV (JK0/1_) 2.0 (JK0A, JK1D, JK0N)	F4R 897	04.05	1998	B	125 kW	1009	63
ESPACE IV (JK0/1_) 2.0 (JK0K)	F4R 790	11.02 - 12.15	1998	B	98 kW	1009	63
ESPACE IV (JK0/1_) 2.0 Turbo (JK0A, JK0B, JK0N)	F4R 794	11.02	1998	B	120 kW	1009	63
ESPACE IV (JK0/1_) 2.0 Turbo (JK0A, JK0B, JK0N)	F4R 795	11.02	1998	B	120 kW	1009	63
ESPACE IV (JK0/1_) 2.0 Turbo (JK0A, JK0B, JK0N)	F4R 796	11.02	1998	B	120 kW	1009	63
ESPACE IV (JK0/1_) 2.0 Turbo (JK0A, JK0B, JK0N)	F4R 797	11.02	1998	B	120 kW	1009	63
ESPACE IV (JK0/1_) 2.0 dCi (JK01, JK02, JK1J, JK1K, JK1H)	M9R 740	01.06	1995	D	110 kW	1010	68
ESPACE IV (JK0/1_) 2.0 dCi (JK01, JK02, JK1J, JK1K, JK1H)	M9R 750	01.06	1995	D	110 kW	1010	68
ESPACE IV (JK0/1_) 2.0 dCi (JK01, JK02, JK1J, JK1K, JK1H)	M9R 814	01.06	1995	D	110 kW	1009	66
ESPACE IV (JK0/1_) 2.0 dCi (JK01, JK02, JK1J, JK1K, JK1H)	M9R 815	01.06	1995	D	110 kW	1010	68
ESPACE IV (JK0/1_) 2.0 dCi (JK01, JK02, JK1J, JK1K, JK1H)	M9R 858	01.06	1995	D	110 kW	1010	68
ESPACE IV (JK0/1_) 2.0 dCi (JK02, JK03)	M9R 740	01.06	1995	D	96 kW	1010	68
ESPACE IV (JK0/1_) 2.0 dCi (JK02, JK03)	M9R 750	01.06	1995	D	96 kW	1010	68
ESPACE IV (JK0/1_) 2.0 dCi (JK02, JK03)	M9R 760	01.06	1995	D	96 kW	1010	68
ESPACE IV (JK0/1_) 2.0 dCi (JK02, JK03)	M9R 761	01.06	1995	D	96 kW	1010	68
ESPACE IV (JK0/1_) 2.0 dCi (JK02, JK03)	M9R 762	01.06	1995	D	96 kW	1010	68
ESPACE IV (JK0/1_) 2.0 dCi (JK02, JK03)	M9R 763	01.06	1995	D	96 kW	1010	68
ESPACE IV (JK0/1_) 2.0 dCi (JK03, JK04, JK1C, JK1G, JK1J, JK1K)	M9R 760	01.06	1995	D	127 kW	1010	68
ESPACE IV (JK0/1_) 2.0 dCi (JK03, JK04, JK1C, JK1G, JK1J, JK1K)	M9R 761	01.06	1995	D	127 kW	1010	68
ESPACE IV (JK0/1_) 2.0 dCi (JK03, JK04, JK1C, JK1G, JK1J, JK1K)	M9R 762	01.06	1995	D	127 kW	1010	68
ESPACE IV (JK0/1_) 2.0 dCi (JK03, JK04, JK1C, JK1G, JK1J, JK1K)	M9R 763	01.06	1995	D	127 kW	1010	68
ESPACE IV (JK0/1_) 2.0 dCi (JK03, JK04, JK1C, JK1G, JK1J, JK1K)	M9R 812	01.06	1995	D	127 kW	1010	68
ESPACE IV (JK0/1_) 2.0 dCi (JK03, JK04, JK1C, JK1G, JK1J, JK1K)	M9R 815	01.06	1995	D	127 kW	1010	68
ESPACE IV (JK0/1_) 2.0 dCi (JK03, JK04, JK1C, JK1G, JK1J, JK1K)	M9R 859	01.06	1995	D	127 kW	1010	68
ESPACE IV (JK0/1_) 2.2 dCi (JK07)	G9T 645	02.06	2188	D	102 kW	1011	77
ESPACE IV (JK0/1_) 2.2 dCi (JK0H)	G9T 742	11.02 - 08.06	2188	D	110 kW	1011	77
ESPACE IV (JK0/1_) 2.2 dCi (JK0H)	G9T 743	11.02 - 08.06	2188	D	110 kW	1011	77
ESPACE V (JR_) 1.6 dCi 130	R9M 409	06.15	1598	D	96 kW	1005	48
ESPACE V (JR_) 1.6 dCi 160	R9M 452	06.15	1598	D	118 kW	1005	48
ESPACE V (JR_) 2.0 Blue dCi 160 (JRAM)	M9R 650	10.18	1997	D	118 kW	1010	71
ESPACE V (JR_) 2.0 Blue dCi 200 (JRAL)	M9R 650	10.18	1997	D	147 kW	1010	71
ESTAFETTE (213_) 1.1	688.01	02.62 - 12.81	1108	B	29 kW	996	10
ESTAFETTE (213_) 1.3	810.01	08.69 - 12.81	1289	B	29 kW	997	15








EXPRESS Kasten/Großraumlimousine 1.5 Blue dCi 75 (F6AA)	K9K 872	05.21	1461	D	55 kW	999	25
EXPRESS Kasten/Großraumlimousine 1.5 Blue dCi 95 (F6AB)	K9K 872	05.21	1461	D	70 kW	999	25
EXPRESS Pick-up 1.2	C3G 710	07.95 - 10.99	1239	B	40 kW	998	18
EXPRESS Pick-up 1.9 D	F8Q 640	07.95 - 10.97	1870	D	40 kW	1005	47
EXPRESS Pick-up 1.9 D	F8Q 724	07.95 - 10.99	1870	D	47 kW	1005	46
EXPRESS Pick-up 1.9 D	F8Q 776	07.95 - 10.99	1870	D	47 kW	1005	46
FLUENCE (L3_) 1.5 dCi (L30A)	K9K 830	02.10	1461	D	63 kW	999	25
FLUENCE (L3_) 1.5 dCi (L30B)	K9K 832	02.10	1461	D	78 kW	999	25
FLUENCE (L3_) 1.5 dCi (L30D, L30L, L306, L33F, L33L, L33M, L33V, L33W)	K9K 656	02.10	1461	D	81 kW	999	25
FLUENCE (L3_) 1.5 dCi (L30D, L30L, L306, L33F, L33L, L33M, L33V, L33W)	K9K 657	02.10	1461	D	81 kW	999	25
FLUENCE (L3_) 1.5 dCi (L30D, L30L, L306, L33F, L33L, L33M, L33V, L33W)	K9K 836	02.10	1461	D	81 kW	999	25
FLUENCE (L3_) 1.5 dCi (L30D, L30L, L306, L33F, L33L, L33M, L33V, L33W)	K9K 837	02.10	1461	D	81 kW	999	25
FLUENCE (L3_) 1.5 dCi (L30S)	K9K 834	02.10	1461	D	66 kW	999	25
FLUENCE (L3_) 1.5 dCi	K9K 826	07.14	1461	D	70 kW	999	25
FLUENCE (L3_) 1.6 16V (L301, L30F, L30P, L30R)	K4M 838	02.10	1598	B	81 kW	1002	38
FLUENCE (L3_) 1.6 16V (L301, L30F, L30P, L30R)	K4M 839	02.10	1598	B	81 kW	1002	38
FLUENCE (L3_) 1.6 16V (L301, L30P, L30R)	K4M 838	02.10	1598	B	82 kW	1002	38
FLUENCE (L3_) 1.6 16V	K4M 838	02.10	1598	B	78 kW	1002	38
FLUENCE (L3_) 1.6 Flex (L300)	K4M 864	01.12 - 11.14	1598	B/E	85 kW	1002	40
FLUENCE (L3_) 1.6 LPG 16V	K4M 839	01.12	1598	B/G	81 kW	1002	38
FLUENCE (L3_) 1.6 dCi	R9M 402	07.14	1598	D	96 kW	1006	54
FLUENCE (L3_) 2.0 (L309)	F4R 872	02.11 - 11.14	1998	B	132 kW	1009	63
FLUENCE (L3_) 2.0	F4R 872	01.13	1998	B	140 kW	1009	63
FUEGO (136_) 1.4 TL/GTL	847 720	02.80 - 10.85	1397	B	47 kW	999	24
FUEGO (136_) 1.6 TS/GTS (1362)	843 723	10.80 - 10.85	1647	B	71 kW	1001	35
FUEGO (136_) 1.6 TS/GTS (1362)	843 724	10.80 - 10.85	1647	B	71 kW	1001	35
FUEGO (136_) 1.6 TS/GTS (1362)	A6M 725	10.80 - 10.85	1647	B	71 kW	1001	35
FUEGO (136_) 1.6 TS/GTS (1362)	A6M 726	10.80 - 10.85	1647	B	71 kW	1001	35
FUEGO (136_) 1.6 Turbo (1365)	A5L 750	09.81 - 10.85	1565	B	97 kW	1000	30
FUEGO (136_) 1.6	A2M 723	04.83 - 10.85	1647	B	52 kW	1001	35
FUEGO (136_) 2.0 TX/GTX (1363)	829 710	10.80 - 10.85	1995	B	81 kW	1011	78
FUEGO (136_) 2.0 TX/GTX (1363)	J6R 710	10.80 - 10.85	1995	B	81 kW	1011	78
FUEGO (136_) 2.0 TX/GTX (1363)	J6R 712	10.80 - 10.85	1995	B	81 kW	1011	78
FUEGO (136_) 2.0 TX/GTX (1363)	J6R 713	10.80 - 10.85	1995	B	81 kW	1011	78
FUEGO (136_) 2.0 TX/GTX (1363)	J6R 715	10.80 - 10.85	1995	B	81 kW	1011	78
FUEGO (136_) 2.0 TX/GTX (1363)	J6R 726	10.80 - 10.85	1995	B	81 kW	1011	78
FUEGO (136_) 2.1 TD	J8S 712	08.82 - 10.85	2068	D	65 kW	1011	75
FUEGO (136_) 2.2	J7T 718	05.85 - 11.92	2165	B	91 kW	1012	79
FUEGO (136_) 2.2	J7T 718	11.84 - 06.88	2165	B	85 kW	1012	79
FUEGO (136_) 2.2	J7T 718	05.85 - 11.92	2165	B	87 kW	1012	79
GRAND SCÉNIC II (JM0/1_) 1.5 dCi (JM02, JM13)	K9K 728	04.04 - 11.08	1461	D	74 kW	999	25
GRAND SCÉNIC II (JM0/1_) 1.5 dCi (JM1E)	K9K 732	05.05 - 01.09	1461	D	78 kW	999	25
GRAND SCÉNIC II (JM0/1_) 1.5 dCi (JM1E)	K9K P 732	05.05 - 01.09	1461	D	78 kW	999	25
GRAND SCÉNIC II (JM0/1_) 1.5 dCi	K9K 734	06.06 - 11.08	1461	D	76 kW	999	25
GRAND SCÉNIC II (JM0/1_) 1.6 Flex	K4M 766	06.06 - 06.09	1598	B/E	82 kW	1001	36
GRAND SCÉNIC II (JM0/1_) 1.6	K4M 761	04.04 - 08.06	1598	B	83 kW	1001	36
GRAND SCÉNIC II (JM0/1_) 1.6	K4M 782	04.04 - 08.06	1598	B	83 kW	1001	36
GRAND SCÉNIC II (JM0/1_) 1.6	K4M 788	06.06 - 11.08	1598	B	77 kW	1002	38
GRAND SCÉNIC II (JM0/1_) 1.6	K4M 812	06.06 - 11.08	1598	B	82 kW	1002	38
GRAND SCÉNIC II (JM0/1_) 1.9 dCi (JM0G, JM12, JM1G, JM2C)	F9Q 812	04.04 - 05.06	1870	D	88 kW	1006	52
GRAND SCÉNIC II (JM0/1_) 1.9 dCi (JM14)	F9Q 803	04.04 - 02.08	1870	D	96 kW	1006	52
GRAND SCÉNIC II (JM0/1_) 1.9 dCi (JM14)	F9Q 804	04.04 - 02.08	1870	D	96 kW	1006	52
GRAND SCÉNIC II (JM0/1_) 1.9 dCi (JM14)	F9Q 816	04.04 - 02.08	1870	D	96 kW	1006	52
GRAND SCÉNIC II (JM0/1_) 1.9 dCi (JM14)	F9Q 818	04.04 - 02.08	1870	D	96 kW	1006	52
GRAND SCÉNIC II (JM0/1_) 1.9 dCi (JM15)	F9Q E 804	05.05 - 11.08	1870	D	81 kW	1006	52
GRAND SCÉNIC II (JM0/1_) 1.9 dCi	F9Q 803	05.05 - 01.09	1870	D	85 kW	1006	52
GRAND SCÉNIC II (JM0/1_) 1.9 dCi	F9Q 804	05.05 - 01.09	1870	D	85 kW	1006	52
GRAND SCÉNIC II (JM0/1_) 1.9 dCi	F9Q 812	05.05 - 01.09	1870	D	85 kW	1006	52
GRAND SCÉNIC II (JM0/1_) 1.9 dCi	F9Q 816	05.05 - 01.09	1870	D	85 kW	1006	52
GRAND SCÉNIC II (JM0/1_) 1.9 dCi	F9Q 818	05.05 - 01.09	1870	D	85 kW	1006	52
GRAND SCÉNIC II (JM0/1_) 2.0 dCi (JM1K)	M9R 700	09.05 - 11.08	1995	D	110 kW	1010	68
GRAND SCÉNIC II (JM0/1_) 2.0 dCi (JM1K)	M9R 721	09.05 - 11.08	1995	D	110 kW	1010	68

			ccm		kw		1 POS
GRAND SCÉNIC II (JM0/1_) 2.0 dCi (JM1K)	M9R 722	09.05 - 11.08	1995	D	110 kW	1010	68
GRAND SCÉNIC II (JM0/1_) 2.0	F4R 770	04.04 - 06.09	1998	B	99 kW	1009	63
GRAND SCÉNIC II (JM0/1_) 2.0	F4R 771	04.04 - 06.09	1998	B	99 kW	1009	63
GRAND SCÉNIC II (JM0/1_) 2.0	F4R 776	04.04 - 06.09	1998	B	120 kW	1009	63
GRAND SCÉNIC III (JZ0/1_) 1.2 TCe (JZ16)	H5F 404	01.13	1197	B	97 kW	997	14
GRAND SCÉNIC III (JZ0/1_) 1.2 TCe	H5F 400	04.12	1197	B	85 kW	997	14
GRAND SCÉNIC III (JZ0/1_) 1.2 TCe	H5F 408	07.14	1197	B	96 kW	997	14
GRAND SCÉNIC III (JZ0/1_) 1.5 dCi	K9K 636	04.09	1461	D	81 kW	999	25
GRAND SCÉNIC III (JZ0/1_) 1.5 dCi	K9K 830	04.09	1461	D	63 kW	999	25
GRAND SCÉNIC III (JZ0/1_) 1.5 dCi	K9K 832	02.09	1461	D	78 kW	999	25
GRAND SCÉNIC III (JZ0/1_) 1.5 dCi	K9K 836	04.09	1461	D	81 kW	999	25
GRAND SCÉNIC III (JZ0/1_) 1.5 dCi	K9K 837	04.09	1461	D	81 kW	999	25
GRAND SCÉNIC III (JZ0/1_) 1.5 dCi	K9K 846	11.10	1461	D	70 kW	999	25
GRAND SCÉNIC III (JZ0/1_) 1.6 16V (JZ0U)	K4M 858	02.09	1598	B	81 kW	1002	38
GRAND SCÉNIC III (JZ0/1_) 1.6 16V Bifuel	K4M 866	02.09	1598	B/G	81 kW	1002	38
GRAND SCÉNIC III (JZ0/1_) 1.6 16V Bifuel	K4M 866	04.12	1598	B/G	79 kW	1002	38
GRAND SCÉNIC III (JZ0/1_) 1.6 E85	K4M 866	02.09	1598	B/E	81 kW	1002	38
GRAND SCÉNIC III (JZ0/1_) 1.6 dCi (JZ00, JZ12)	R9M 402	04.11	1598	D	96 kW	1006	54
GRAND SCÉNIC III (JZ0/1_) 1.6 dCi (JZ00, JZ12)	R9M 404	04.11	1598	D	96 kW	1006	54
GRAND SCÉNIC III (JZ0/1_) 1.6 dCi (JZ00, JZ12)	R9M 414	04.11	1598	D	96 kW	1005	48
GRAND SCÉNIC III (JZ0/1_) 1.9 dCi	F9Q 870	02.09	1870	D	96 kW	1006	52
GRAND SCÉNIC III (JZ0/1_) 1.9 dCi	F9Q 872	02.09	1870	D	96 kW	1006	52
GRAND SCÉNIC III (JZ0/1_) 2.0 dCi (JZ0L)	M9R 610	04.09	1995	D	118 kW	1010	68
GRAND SCÉNIC III (JZ0/1_) 2.0 dCi (JZ0Y)	M9R 615	02.09	1995	D	110 kW	1010	68
GRAND SCÉNIC IV (R9_) 1.2 TCe 115	H5F 408	09.16	1197	B	85 kW	997	14
GRAND SCÉNIC IV (R9_) 1.2 TCe 130	H5F 408	09.16	1197	B	96 kW	997	14
GRAND SCÉNIC IV (R9_) 1.5 dCi 110 Hybrid Assist (R9AE)	K9K 500	04.17	1461	D	81 kW	999	25
GRAND SCÉNIC IV (R9_) 1.5 dCi 110 Hybrid Assist (R9AE)	K9K 502	04.17	1461	D	81 kW	1000	27
GRAND SCÉNIC IV (R9_) 1.5 dCi 110	K9K 646	09.16	1461	D	81 kW	999	25
GRAND SCÉNIC IV (R9_) 1.5 dCi 110	K9K 647	09.16	1461	D	81 kW	999	25
GRAND SCÉNIC IV (R9_) 1.6 dCi 130	R9M 409	09.16	1598	D	96 kW	1005	48
GRAND SCÉNIC IV (R9_) 1.6 dCi 160	R9M 452	09.16	1598	D	118 kW	1005	48
KADJAR (HA_, HL_) 1.2 TCe 130	H5F 408	06.15	1197	B	96 kW	997	14
KADJAR (HA_, HL_) 1.5 BLUE dCi 115	K9K 872	08.18	1461	D	85 kW	999	25
KADJAR (HA_, HL_) 1.5 BLUE dCi 115	K9K 873	08.18	1461	D	85 kW	999	25
KADJAR (HA_, HL_) 1.5 dCi 110 (HLA3)	K9K 646	06.15	1461	D	81 kW	999	25
KADJAR (HA_, HL_) 1.5 dCi 110 (HLA3)	K9K 647	06.15	1461	D	81 kW	999	25
KADJAR (HA_, HL_) 1.5 dCi 110 (HLA3)	K9K 648	06.15	1461	D	81 kW	1000	26
KADJAR (HA_, HL_) 1.5 dCi 110 (HLA3)	K9K 649	06.15	1461	D	81 kW	999	25
KADJAR (HA_, HL_) 1.6 dCi 130 4x4	R9M 414	06.15	1598	D	96 kW	1005	48
KADJAR (HA_, HL_) 1.6 dCi 130	R9M 414	06.15	1598	D	96 kW	1005	48
KANGOO (KC0/1_) 1.0	D4D 700	01.02 - 01.07	999	B	50 kW	995	7
KANGOO (KC0/1_) 1.0	D4D 720	01.02 - 01.07	999	B	50 kW	995	7
KANGOO (KC0/1_) 1.2 (KC0A, KC0K, KC0F, KC01)	D7F 710	08.97	1149	B	43 kW	995	9
KANGOO (KC0/1_) 1.2 (KC0A, KC0K, KC0F, KC01)	D7F 720	08.97	1149	B	43 kW	995	9
KANGOO (KC0/1_) 1.2 (KC0A, KC0K, KC0F, KC01)	D7F 722	08.97	1149	B	43 kW	995	9
KANGOO (KC0/1_) 1.2 (KC0A, KC0K, KC0F, KC01)	D7F 726	08.97	1149	B	43 kW	995	9
KANGOO (KC0/1_) 1.2 (KC0A, KC0K, KC0F, KC01)	D7F 744	08.97	1149	B	43 kW	995	9
KANGOO (KC0/1_) 1.2 (KC0A, KC0K, KC0F, KC01)	D7F 746	08.97	1149	B	43 kW	995	9
KANGOO (KC0/1_) 1.2 16V (KC05, KC06, KC03, KC0T, KC0W, KC1D)	D4F 712	06.01	1149	B	55 kW	995	7
KANGOO (KC0/1_) 1.2 16V (KC05, KC06, KC03, KC0T, KC0W, KC1D)	D4F 714	06.01	1149	B	55 kW	995	7
KANGOO (KC0/1_) 1.2 16V (KC05, KC06, KC03, KC0T, KC0W, KC1D)	D4F 716	06.01	1149	B	55 kW	995	7
KANGOO (KC0/1_) 1.2 16V (KC05, KC06, KC03, KC0T, KC0W, KC1D)	D4F 730	06.01	1149	B	55 kW	995	7
KANGOO (KC0/1_) 1.4 (KC0C, KC0H, KC0B, KC0M)	E7J 634	08.97	1390	B	55 kW	999	22
KANGOO (KC0/1_) 1.4 (KC0C, KC0H, KC0B, KC0M)	E7J 635	08.97	1390	B	55 kW	999	22
KANGOO (KC0/1_) 1.4 (KC0C, KC0H, KC0B, KC0M)	E7J 780	08.97	1390	B	55 kW	999	22
KANGOO (KC0/1_) 1.4 (KC0C, KC0H, KC0B, KC0M)	K7J 700	08.97	1390	B	55 kW	998	21
KANGOO (KC0/1_) 1.4 (KC0C, KC0H, KC0B, KC0M)	K7J 701	08.97	1390	B	55 kW	998	21
KANGOO (KC0/1_) 1.5 dCi (KC07)	K9K 700	12.01	1461	D	48 kW	999	25
KANGOO (KC0/1_) 1.5 dCi (KC07)	K9K 704	12.01	1461	D	48 kW	999	25
KANGOO (KC0/1_) 1.5 dCi (KC08, KC09)	K9K 702	07.02	1461	D	60 kW	999	25
KANGOO (KC0/1_) 1.5 dCi (KC08, KC09)	K9K 710	07.02	1461	D	60 kW	999	25








KANGOO (KC0/1_) 1.5 dCi	K9K 700	04.05 - 06.10	1461	D	45 kW	999	25
KANGOO (KC0/1_) 1.5 dCi	K9K 702	04.05 - 06.10	1461	D	45 kW	999	25
KANGOO (KC0/1_) 1.5 dCi	K9K 704	07.03	1461	D	42 kW	999	25
KANGOO (KC0/1_) 1.5 dCi	K9K 714	06.05	1461	D	50 kW	999	25
KANGOO (KC0/1_) 1.5 dCi	K9K 718	06.05	1461	D	62 kW	999	25
KANGOO (KC0/1_) 1.6 (KC00)	K7M 746	10.98 - 04.07	1598	B	66 kW	1004	44
KANGOO (KC0/1_) 1.6 (KC0R)	K4M 730	01.02 - 02.07	1598	B	81 kW	1001	36
KANGOO (KC0/1_) 1.6 16V 4x4 (KC0P, KC0S, KC0L)	K4M 750	10.01	1598	B	70 kW	1001	36
KANGOO (KC0/1_) 1.6 16V 4x4 (KC0P, KC0S, KC0L)	K4M 752	10.01	1598	B	70 kW	1001	36
KANGOO (KC0/1_) 1.6 16V 4x4 (KC0P, KC0S, KC0L)	K4M 753	10.01	1598	B	70 kW	1001	36
KANGOO (KC0/1_) 1.6 16V bivalent	K4M 850	06.05	1598	B/G	60 kW	1002	38
KANGOO (KC0/1_) 1.6 16V	K4M 706	06.01	1598	B	70 kW	1001	36
KANGOO (KC0/1_) 1.6 16V	K4M 730	06.01	1598	B	70 kW	1001	36
KANGOO (KC0/1_) 1.6 16V	K4M 750	06.01	1598	B	70 kW	1001	36
KANGOO (KC0/1_) 1.6 16V	K4M 752	06.01	1598	B	70 kW	1001	36
KANGOO (KC0/1_) 1.6 16V	K4M 753	06.01	1598	B	70 kW	1001	36
KANGOO (KC0/1_) 1.6 Flex	K4M 730	01.07	1598	B/E	70 kW	1001	36
KANGOO (KC0/1_) 1.6 Hi-Flex (KC1U, KC1Y)	K4M 850	03.07 - 12.11	1598	B/E	72 kW	1002	38
KANGOO (KC0/1_) 1.6	K4M 706	09.06 - 12.09	1598	B	71 kW	1001	36
KANGOO (KC0/1_) 1.9 RXED	F8Q 630	01.99 - 01.09	1870	D	48 kW	1005	46
KANGOO (KC0/1_) 1.9 RXED	F8Q 632	01.99 - 01.09	1870	D	48 kW	1005	46
KANGOO (KC0/1_) 1.9 dCi 4x4 (KC0V)	F9Q 782	10.01	1870	D	59 kW	1006	52
KANGOO (KC0/1_) 1.9 dCi 4x4 (KC0V)	F9Q 790	10.01	1870	D	59 kW	1006	52
KANGOO (KC0/1_) 1.9 dCi 4x4	F9Q 790	10.03	1870	D	62 kW	1006	52
KANGOO (KC0/1_) 1.9 dTi (KC0U)	F9Q 780	02.00	1870	D	59 kW	1006	52
KANGOO (KC0/1_) 1.9 dTi (KC0U)	F9Q 782	02.00	1870	D	59 kW	1006	52
KANGOO (KC0/1_) 1.9 dTi (KC0U)	F9Q 790	02.00	1870	D	59 kW	1006	52
KANGOO (KC0/1_) D 55 1.9 (KC0D)	F8Q 662	08.97	1870	D	40 kW	1005	46
KANGOO (KC0/1_) D 65 1.9 (KC0E, KC02, KC0J, KC0N)	F8Q 630	08.97 - 06.01	1870	D	47 kW	1005	46
KANGOO (KC0/1_) D 65 1.9 (KC0E, KC02, KC0J, KC0N)	F8Q 632	08.97 - 06.01	1870	D	47 kW	1005	46
KANGOO / GRAND KANGOO II (KW0/1_) 1.2 TCe 115 (KW02, KW14)	H5F 400	07.13	1197	B	84 kW	997	14
KANGOO / GRAND KANGOO II (KW0/1_) 1.2 TCe 115 (KW02, KW14)	H5F 408	07.13	1197	B	84 kW	997	14
KANGOO / GRAND KANGOO II (KW0/1_) 1.2 TCe 115 (KW02, KW14)	H5F 412	07.13	1197	B	84 kW	997	14
KANGOO / GRAND KANGOO II (KW0/1_) 1.5 dCi 105 (KW0F)	K9K 804	02.08	1461	D	76 kW	999	25
KANGOO / GRAND KANGOO II (KW0/1_) 1.5 dCi 105 (KW0F)	K9K 806	02.08	1461	D	76 kW	999	25
KANGOO / GRAND KANGOO II (KW0/1_) 1.5 dCi 110 (KW06, KW12)	K9K 636	03.13	1461	D	81 kW	999	25
KANGOO / GRAND KANGOO II (KW0/1_) 1.5 dCi 110 (KW06, KW12)	K9K 646	03.13	1461	D	81 kW	999	25
KANGOO / GRAND KANGOO II (KW0/1_) 1.5 dCi 110 (KW06, KW12)	K9K 647	03.13	1461	D	81 kW	999	25
KANGOO / GRAND KANGOO II (KW0/1_) 1.5 dCi 110 (KW06, KW12)	K9K 648	03.13	1461	D	81 kW	1000	26
KANGOO / GRAND KANGOO II (KW0/1_) 1.5 dCi 110 (KW0C, KW0H)	K9K 804	09.10	1461	D	80 kW	999	25
KANGOO / GRAND KANGOO II (KW0/1_) 1.5 dCi 110 (KW0C, KW0H)	K9K 816	09.10	1461	D	80 kW	999	25
KANGOO / GRAND KANGOO II (KW0/1_) 1.5 dCi 115 (KW17)	K9K 872	03.19	1461	D	85 kW	999	25
KANGOO / GRAND KANGOO II (KW0/1_) 1.5 dCi 70 (KW0V, KW0A)	K9K 714	02.08	1461	D	50 kW	999	25
KANGOO / GRAND KANGOO II (KW0/1_) 1.5 dCi 70 (KW0V, KW0A)	K9K 800	02.08	1461	D	50 kW	999	25
KANGOO / GRAND KANGOO II (KW0/1_) 1.5 dCi 70 (KW0V, KW0A)	K9K 802	02.08	1461	D	50 kW	999	25
KANGOO / GRAND KANGOO II (KW0/1_) 1.5 dCi 70 (KW0V, KW0A)	K9K 840	02.08	1461	D	50 kW	999	25
KANGOO / GRAND KANGOO II (KW0/1_) 1.5 dCi 75 (KW07, KW10, KW04)	K9K 608	11.12	1461	D	55 kW	999	25
KANGOO / GRAND KANGOO II (KW0/1_) 1.5 dCi 75 (KW07, KW10, KW04)	K9K 628	11.12	1461	D	55 kW	999	25
KANGOO / GRAND KANGOO II (KW0/1_) 1.5 dCi 75 (KW07, KW10, KW04)	K9K 802	11.12	1461	D	55 kW	999	25
KANGOO / GRAND KANGOO II (KW0/1_) 1.5 dCi 75 (KW07, KW10, KW04)	K9K 808	11.12	1461	D	55 kW	999	25
KANGOO / GRAND KANGOO II (KW0/1_) 1.5 dCi 80 (KW15)	K9K 872	03.19	1461	D	59 kW	999	25
KANGOO / GRAND KANGOO II (KW0/1_) 1.5 dCi 85 (KW0K, KW0L, KW0B)	K9K 802	02.08	1461	D	63 kW	999	25
KANGOO / GRAND KANGOO II (KW0/1_) 1.5 dCi 85 (KW0K, KW0L, KW0B)	K9K 812	02.08	1461	D	63 kW	999	25
KANGOO / GRAND KANGOO II (KW0/1_) 1.5 dCi 90 (KW05, KW08, KW0G, KW11)	K9K 608	06.08	1461	D	66 kW	999	25
KANGOO / GRAND KANGOO II (KW0/1_) 1.5 dCi 90 (KW05, KW08, KW0G, KW11)	K9K 628	06.08	1461	D	66 kW	999	25
KANGOO / GRAND KANGOO II (KW0/1_) 1.5 dCi 90 (KW05, KW08, KW0G, KW11)	K9K 808	06.08	1461	D	66 kW	999	25
KANGOO / GRAND KANGOO II (KW0/1_) 1.5 dCi 90 (KW18)	K9K 647	08.17	1461	D	67 kW	999	25
KANGOO / GRAND KANGOO II (KW0/1_) 1.5 dCi 95 (KW16)	K9K 872	03.19	1461	D	70 kW	999	25
KANGOO / GRAND KANGOO II (KW0/1_) 1.5 dCi	K9K 804	02.08	1461	D	78 kW	999	25
KANGOO / GRAND KANGOO II (KW0/1_) 1.6 (KW00, KW0Y, KW0E, KW0N, KW0P)	K7M 750	02.08	1598	B	64 kW	1002	37
KANGOO / GRAND KANGOO II (KW0/1_) 1.6 16V (KW03, KW09, KW0D, KW0U, KW0W, KW13)	K4M 830	02.08	1598	B	78 kW	1002	38
KANGOO / GRAND KANGOO II (KW0/1_) 1.6 16V (KW03, KW09, KW0D, KW0U, KW0W, KW13)	K4M 831	02.08	1598	B	78 kW	1002	38

			ccm		kw		1 POS
KANGOO / GRAND KANGOO II (KW0/1_) 1.6 16V (KW03, KW09, KW0D, KW0U, KW0W, KW13)	K4M 834	02.08	1598	B	78 kW	1002	38
KANGOO / GRAND KANGOO II (KW0/1_) 1.6 16V FLEX (KW01)	K4M 834	02.08	1598	B/E	78 kW	1002	38
KANGOO / GRAND KANGOO II (KW0/1_) 1.6 16V FLEX (KW01)	K4M 850	02.08	1598	B/E	78 kW	1002	38
KANGOO / GRAND KANGOO II (KW0/1_) 1.6 16V LPG (KW0U)	K4M 834	12.08	1598	B/G	78 kW	1002	38
KANGOO BE BOP (KW0/1_) 1.5 dCi (KW0F)	K9K 806	02.09 - 12.12	1461	D	76 kW	999	25
KANGOO BE BOP (KW0/1_) 1.5 dCi (KW0G)	K9K 808	06.09 - 12.12	1461	D	66 kW	999	25
KANGOO BE BOP (KW0/1_) 1.5 dCi 75	K9K 802	09.10	1461	D	55 kW	999	25
KANGOO BE BOP (KW0/1_) 1.5 dCi	K9K 714	11.13	1461	D	47 kW	999	25
KANGOO BE BOP (KW0/1_) 1.5 dCi	K9K 804	06.09	1461	D	80 kW	999	25
KANGOO BE BOP (KW0/1_) 1.6 (KW0D)	K4M 830	02.09 - 12.12	1598	B	78 kW	1002	38
KANGOO BE BOP (KW0/1_) 1.6 16V	K4M 730	11.13	1598	B	80 kW	1001	36
KANGOO Express (FC0/1_) 1.0	D4D 700	01.02 - 01.07	999	B	50 kW	995	7
KANGOO Express (FC0/1_) 1.0	D4D 720	01.02 - 01.07	999	B	50 kW	995	7
KANGOO Express (FC0/1_) 1.0	D7D 700	07.03	999	B	40 kW	995	7
KANGOO Express (FC0/1_) 1.0	D7D 700	01.02 - 01.07	999	B	43 kW	995	7
KANGOO Express (FC0/1_) 1.2 (FC01, FC0A, FC0F)	D7F 710	08.97	1149	B	43 kW	995	9
KANGOO Express (FC0/1_) 1.2 (FC01, FC0A, FC0F)	D7F 720	08.97	1149	B	43 kW	995	9
KANGOO Express (FC0/1_) 1.2 (FC01, FC0A, FC0F)	D7F 722	08.97	1149	B	43 kW	995	9
KANGOO Express (FC0/1_) 1.2 (FC01, FC0A, FC0F)	D7F 726	08.97	1149	B	43 kW	995	9
KANGOO Express (FC0/1_) 1.2 (FC01, FC0A, FC0F)	D7F 744	08.97	1149	B	43 kW	995	9
KANGOO Express (FC0/1_) 1.2 (FC01, FC0A, FC0F)	D7F 746	08.97	1149	B	43 kW	995	9
KANGOO Express (FC0/1_) 1.2 (FC1A)	D7F 710	07.98 - 07.01	1149	B	44 kW	995	9
KANGOO Express (FC0/1_) 1.2 (FC1A)	D7F 722	07.98 - 07.01	1149	B	44 kW	995	9
KANGOO Express (FC0/1_) 1.2 (FC1A)	D7F 744	07.98 - 07.01	1149	B	44 kW	995	9
KANGOO Express (FC0/1_) 1.2 (FC1A)	D7F 764	07.98 - 07.01	1149	B	44 kW	995	9
KANGOO Express (FC0/1_) 1.2 (FC1A)	D7F 766	07.98 - 07.01	1149	B	44 kW	995	9
KANGOO Express (FC0/1_) 1.2 16V (FC05, FC0W, FC1D, FC1P, FC1K, FC0T)	D4F 712	10.01	1149	B	55 kW	995	7
KANGOO Express (FC0/1_) 1.2 16V (FC05, FC0W, FC1D, FC1P, FC1K, FC0T)	D4F 714	10.01	1149	B	55 kW	995	7
KANGOO Express (FC0/1_) 1.2 16V (FC05, FC0W, FC1D, FC1P, FC1K, FC0T)	D4F 730	10.01	1149	B	55 kW	995	7
KANGOO Express (FC0/1_) 1.2 BiFuel	D7F 710	07.98 - 07.01	1149	B/G	43 kW	995	9
KANGOO Express (FC0/1_) 1.2 BiFuel	D7F 744	07.98 - 07.01	1149	B/G	43 kW	995	9
KANGOO Express (FC0/1_) 1.4 (FC0C, FC0B, FC0H, FC0M)	E7J 634	08.97 - 06.08	1390	B	55 kW	999	22
KANGOO Express (FC0/1_) 1.4 (FC0C, FC0B, FC0H, FC0M)	E7J 635	08.97 - 06.08	1390	B	55 kW	999	22
KANGOO Express (FC0/1_) 1.4 (FC0C, FC0B, FC0H, FC0M)	E7J 780	08.97 - 06.08	1390	B	55 kW	999	22
KANGOO Express (FC0/1_) 1.4 (FC0C, FC0B, FC0H, FC0M)	K7J 700	08.97 - 06.08	1390	B	55 kW	998	21
KANGOO Express (FC0/1_) 1.4 (FC0C, FC0B, FC0H, FC0M)	K7J 701	08.97 - 06.08	1390	B	55 kW	998	21
KANGOO Express (FC0/1_) 1.5 dCi (FC07, FC1R)	K9K 700	12.01	1461	D	48 kW	999	25
KANGOO Express (FC0/1_) 1.5 dCi (FC07, FC1R)	K9K 702	12.01	1461	D	48 kW	999	25
KANGOO Express (FC0/1_) 1.5 dCi (FC07, FC1R)	K9K 704	12.01	1461	D	48 kW	999	25
KANGOO Express (FC0/1_) 1.5 dCi (FC08, FC09)	K9K 702	04.03	1461	D	60 kW	999	25
KANGOO Express (FC0/1_) 1.5 dCi (FC08, FC09)	K9K 710	04.03	1461	D	60 kW	999	25
KANGOO Express (FC0/1_) 1.5 dCi (FC1E)	K9K 714	06.05	1461	D	50 kW	999	25
KANGOO Express (FC0/1_) 1.5 dCi (FC1G)	K9K 718	06.05	1461	D	62 kW	999	25
KANGOO Express (FC0/1_) 1.5 dCi (FC1R)	K9K 704	12.02	1461	D	42 kW	999	25
KANGOO Express (FC0/1_) 1.5 dCi	K9K 716	10.05	1461	D	45 kW	999	25
KANGOO Express (FC0/1_) 1.6 (FC0R)	K4M 730	01.02 - 02.07	1598	B	81 kW	1001	36
KANGOO Express (FC0/1_) 1.6 16V 4x4 (FC0L, FC0P, FC0S)	K4M 750	10.01	1598	B	70 kW	1001	36
KANGOO Express (FC0/1_) 1.6 16V 4x4 (FC0L, FC0P, FC0S)	K4M 752	10.01	1598	B	70 kW	1001	36
KANGOO Express (FC0/1_) 1.6 16V 4x4 (FC0L, FC0P, FC0S)	K4M 753	10.01	1598	B	70 kW	1001	36
KANGOO Express (FC0/1_) 1.6 16V bivalent	K4M 850	06.05	1598	B/G	60 kW	1002	38
KANGOO Express (FC0/1_) 1.6 16V	K4M 706	10.01	1598	B	70 kW	1001	36
KANGOO Express (FC0/1_) 1.6 16V	K4M 752	10.01	1598	B	70 kW	1001	36
KANGOO Express (FC0/1_) 1.6 Flex (FC1U, FC1Y, FC14, FC16, FC17)	K4M 850	03.07 - 12.18	1598	B/E	72 kW	1002	38
KANGOO Express (FC0/1_) 1.6	K7M 746	10.98 - 06.01	1598	B	54 kW	1004	44
KANGOO Express (FC0/1_) 1.6	K7M 746	09.99 - 04.07	1598	B	66 kW	1004	44
KANGOO Express (FC0/1_) 1.9 D (FC0J)	F8Q 632	01.99 - 01.09	1870	D	48 kW	1005	46
KANGOO Express (FC0/1_) 1.9 dCi (FC0V)	F9Q 782	07.03	1870	D	62 kW	1006	52
KANGOO Express (FC0/1_) 1.9 dCi (FC0V)	F9Q 790	07.03	1870	D	62 kW	1006	52
KANGOO Express (FC0/1_) 1.9 dCi 4x4 (FC0V)	F9Q 782	10.01	1870	D	59 kW	1006	52
KANGOO Express (FC0/1_) 1.9 dCi 4x4 (FC0V)	F9Q 790	10.01	1870	D	59 kW	1006	52
KANGOO Express (FC0/1_) 1.9 dCi 4x4 (FC0V)	F9Q 790	07.03	1870	D	62 kW	1006	52
KANGOO Express (FC0/1_) 1.9 dTi (FC0U)	F9Q 780	02.00	1870	D	59 kW	1006	52








KANGOO Express (FC0/1_) 1.9 dTi (FC0U)	F9Q 782	02.00	1870	D	59 kW	1006 52
KANGOO Express (FC0/1_) 1.9 dTi (FC0U)	F9Q 790	02.00	1870	D	59 kW	1006 52
KANGOO Express (FC0/1_) D 55 1.9 (FC0D)	F8Q 662	08.97	1870	D	40 kW	1005 46
KANGOO Express (FC0/1_) D 65 1.9 (FC0E, FC02, FC0J, FC0N)	F8Q 630	08.97	1870	D	47 kW	1005 46
KANGOO Express (FC0/1_) D 65 1.9 (FC0E, FC02, FC0J, FC0N)	F8Q 632	08.97	1870	D	47 kW	1005 46
KANGOO Express (FW0/1_) 1.2 TCe 115 (FW02, FW14)	H5F 400	07.13	1197	B	84 kW	997 14
KANGOO Express (FW0/1_) 1.2 TCe 115 (FW02, FW14)	H5F 408	07.13	1197	B	84 kW	997 14
KANGOO Express (FW0/1_) 1.2 TCe 115 (FW02, FW14)	H5F 412	07.13	1197	B	84 kW	997 14
KANGOO Express (FW0/1_) 1.5 dCi 105 (FW0F)	K9K 806	02.08	1461	D	76 kW	999 25
KANGOO Express (FW0/1_) 1.5 dCi 110 (FW06, FW12)	K9K 636	09.13	1461	D	81 kW	999 25
KANGOO Express (FW0/1_) 1.5 dCi 110 (FW06, FW12)	K9K 646	09.13	1461	D	81 kW	999 25
KANGOO Express (FW0/1_) 1.5 dCi 110 (FW06, FW12)	K9K 647	09.13	1461	D	81 kW	999 25
KANGOO Express (FW0/1_) 1.5 dCi 110 (FW06, FW12)	K9K 648	09.13	1461	D	81 kW	1000 26
KANGOO Express (FW0/1_) 1.5 dCi 110 (FW0C, FW0H)	K9K 804	09.10	1461	D	80 kW	999 25
KANGOO Express (FW0/1_) 1.5 dCi 110 (FW0C, FW0H)	K9K 816	09.10	1461	D	80 kW	999 25
KANGOO Express (FW0/1_) 1.5 dCi 115 (FW17)	K9K 872	10.19	1461	D	85 kW	999 25
KANGOO Express (FW0/1_) 1.5 dCi 70 (FW0A, KW0V)	K9K 800	02.08	1461	D	50 kW	999 25
KANGOO Express (FW0/1_) 1.5 dCi 75 (FW07, FW10, FW04)	K9K 608	09.10	1461	D	55 kW	999 25
KANGOO Express (FW0/1_) 1.5 dCi 75 (FW07, FW10, FW04)	K9K 628	09.10	1461	D	55 kW	999 25
KANGOO Express (FW0/1_) 1.5 dCi 75 (FW07, FW10, FW04)	K9K 808	09.10	1461	D	55 kW	999 25
KANGOO Express (FW0/1_) 1.5 dCi 80 (FW15)	K9K 872	10.19	1461	D	59 kW	999 25
KANGOO Express (FW0/1_) 1.5 dCi 85 (FW0K, FW0L, FW0B)	K9K 800	02.08	1461	D	63 kW	999 25
KANGOO Express (FW0/1_) 1.5 dCi 85 (FW0K, FW0L, FW0B)	K9K 802	02.08	1461	D	63 kW	999 25
KANGOO Express (FW0/1_) 1.5 dCi 85 (FW0K, FW0L, FW0B)	K9K 812	02.08	1461	D	63 kW	999 25
KANGOO Express (FW0/1_) 1.5 dCi 90 (FW0G, FW05, FW08, FW11)	K9K 608	06.09	1461	D	66 kW	999 25
KANGOO Express (FW0/1_) 1.5 dCi 90 (FW0G, FW05, FW08, FW11)	K9K 628	06.09	1461	D	66 kW	999 25
KANGOO Express (FW0/1_) 1.5 dCi 90 (FW0G, FW05, FW08, FW11)	K9K 808	06.09	1461	D	66 kW	999 25
KANGOO Express (FW0/1_) 1.5 dCi 90 (FW18)	K9K 647	08.17	1461	D	67 kW	999 25
KANGOO Express (FW0/1_) 1.5 dCi 95 (FW16)	K9K 872	10.19	1461	D	70 kW	999 25
KANGOO Express (FW0/1_) 1.5 dCi	K9K 700	05.08 - 01.14	1461	D	47 kW	999 25
KANGOO Express (FW0/1_) 1.6 (FW00, FW0E, FW0N, FW0P, FW0Y)	K7M 750	02.08	1598	B	64 kW	1002 37
KANGOO Express (FW0/1_) 1.6 16V (FW03, FW09, FW0D, FW0U, FW0W, FW13)	K4M 830	02.08	1598	B	78 kW	1002 38
KANGOO Express (FW0/1_) 1.6 16V (FW03, FW09, FW0D, FW0U, FW0W, FW13)	K4M 831	02.08	1598	B	78 kW	1002 38
KANGOO Express (FW0/1_) 1.6 16V (FW03, FW09, FW0D, FW0U, FW0W, FW13)	K4M 834	02.08	1598	B	78 kW	1002 38
KANGOO Express (FW0/1_) 1.6 16V FLEX (FW01)	K4M 834	02.08	1598	B/E	78 kW	1002 38
KANGOO Express (FW0/1_) 1.6 16V LPG (FW03, FW09, FW0W)	K4M 834	02.08	1598	B/G	78 kW	1002 38
KANGOO Express (FW0/1_) 1.6 SCe (FW17)	K4M 830	10.19	1598	B	85 kW	1002 38
KANGOO Express (FW0/1_) 1.6	K4M 706	02.08 - 01.14	1598	B	71 kW	1001 36
KANGOO Express (FW0/1_) 1.6	K4M 730	02.08 - 01.14	1598	B	71 kW	1001 36
KAPTUR (H5_) 2.0 4WD	F4R 410	03.16	1998	B	105 kW	1009 63
KIGER SUV (HBC) 1.0	H4D 450	01.21	999	B	74 kW	996 13
KOLEOS I (HY_) 2.0 dCi (HY0K)	M9R 855	09.08	1995	D	110 kW	1009 66
KOLEOS I (HY_) 2.0 dCi (HY0K)	M9R 856	09.08	1995	D	110 kW	1010 68
KOLEOS I (HY_) 2.0 dCi (HY0K)	M9R 862	09.08	1995	D	110 kW	1010 68
KOLEOS I (HY_) 2.0 dCi (HY0K)	M9R 865	09.08	1995	D	110 kW	1010 68
KOLEOS I (HY_) 2.0 dCi (HY0K)	M9R 866	09.08	1995	D	110 kW	1010 68
KOLEOS I (HY_) 2.0 dCi 4x4 (HY0B)	M9R 830	09.08	1995	D	127 kW	1010 68
KOLEOS I (HY_) 2.0 dCi 4x4 (HY0K)	M9R 832	09.08	1995	D	110 kW	1010 68
KOLEOS I (HY_) 2.0 dCi 4x4 (HY0K)	M9R 833	09.08	1995	D	110 kW	1010 68
KOLEOS I (HY_) 2.0 dCi 4x4 (HY0K)	M9R 834	09.08	1995	D	110 kW	1010 69
KOLEOS I (HY_) 2.0 dCi 4x4 (HY0K)	M9R 835	09.08	1995	D	110 kW	1009 66
KOLEOS I (HY_) 2.0 dCi 4x4 (HY0K)	M9R 836	09.08	1995	D	110 kW	1010 68
KOLEOS I (HY_) 2.0 dCi 4x4 (HY0K)	M9R 838	09.08	1995	D	110 kW	1010 68
KOLEOS I (HY_) 2.0 dCi 4x4 (HY0K)	M9R 850	09.08	1995	D	110 kW	1009 66
KOLEOS I (HY_) 2.0 dCi 4x4 (HY0K)	M9R 855	09.08	1995	D	110 kW	1009 66
KOLEOS I (HY_) 2.0 dCi 4x4 (HY0K)	M9R 856	09.08	1995	D	110 kW	1010 68
KOLEOS I (HY_) 2.0 dCi 4x4 (HY0K)	M9R 862	09.08	1995	D	110 kW	1010 68
KOLEOS I (HY_) 2.0 dCi 4x4 (HY0K)	M9R 865	09.08	1995	D	110 kW	1010 68
KOLEOS I (HY_) 2.0 dCi 4x4 (HY0K)	M9R 866	09.08	1995	D	110 kW	1010 68
KOLEOS I (HY_) 2.0 dCi 4x4	M9R 830	09.08 - 03.13	1995	D	130 kW	1010 68
KOLEOS I (HY_) 2.0 dCi	M9R 865	07.13	1995	D	127 kW	1010 68
KOLEOS II (HC_) 1.6 dCi 130	R9M 409	04.16	1598	D	96 kW	1005 48

			ccm		kw		1 POS
KOLEOS II (HC_) 1.6 dCi 130	R9M 414	04.16	1598	D	96 kW	1005	48
KOLEOS II (HC_) 2.0 dCi 175 (HCAK)	M9R 868	04.16	1995	D	130 kW	1009	66
KOLEOS II (HC_) 2.0 dCi 175 4WD	M9R 868	04.16	1995	D	130 kW	1009	66
LAGUNA Coupe (DT0/1) 1.5 dCi	K9K 846	03.12 - 12.15	1461	D	81 kW	999	25
LAGUNA Coupe (DT0/1) 2.0 16V Turbo	F4R 811	09.08 - 12.15	1998	B	125 kW	1009	63
LAGUNA Coupe (DT0/1) 2.0 16V Turbo	F4Rt 811	09.08 - 12.15	1998	B	125 kW	1009	63
LAGUNA Coupe (DT0/1) 2.0 GT	F4R 800	09.08 - 12.15	1998	B	150 kW	1009	63
LAGUNA Coupe (DT0/1) 2.0 dCi (DT01, DT08, DT09, DT0K, DT12, DT1C, DT1D, DT1M,...)	M9R 744	09.08 - 12.15	1995	D	110 kW	1010	68
LAGUNA Coupe (DT0/1) 2.0 dCi (DT01, DT08, DT09, DT0K, DT12, DT1C, DT1D, DT1M,...)	M9R 748	09.08 - 12.15	1995	D	110 kW	1010	68
LAGUNA Coupe (DT0/1) 2.0 dCi (DT01, DT08, DT09, DT0K, DT12, DT1C, DT1D, DT1M,...)	M9R 754	09.08 - 12.15	1995	D	110 kW	1009	66
LAGUNA Coupe (DT0/1) 2.0 dCi (DT01, DT08, DT09, DT0K, DT12, DT1C, DT1D, DT1M,...)	M9R 802	09.08 - 12.15	1995	D	110 kW	1010	68
LAGUNA Coupe (DT0/1) 2.0 dCi (DT01, DT08, DT09, DT0K, DT12, DT1C, DT1D, DT1M,...)	M9R 805	09.08 - 12.15	1995	D	110 kW	1010	68
LAGUNA Coupe (DT0/1) 2.0 dCi (DT01, DT08, DT09, DT0K, DT12, DT1C, DT1D, DT1M,...)	M9R 808	09.08 - 12.15	1995	D	110 kW	1009	66
LAGUNA Coupe (DT0/1) 2.0 dCi (DT01, DT08, DT09, DT0K, DT12, DT1C, DT1D, DT1M,...)	M9R 814	09.08 - 12.15	1995	D	110 kW	1009	66
LAGUNA Coupe (DT0/1) 2.0 dCi (DT01, DT08, DT09, DT0K, DT12, DT1C, DT1D, DT1M,...)	M9R 845	09.08 - 12.15	1995	D	110 kW	1009	66
LAGUNA Coupe (DT0/1) 2.0 dCi (DT01, DT08, DT09, DT0K, DT12, DT1C, DT1D, DT1M,...)	M9R 854	09.08 - 12.15	1995	D	110 kW	1010	68
LAGUNA Coupe (DT0/1) 2.0 dCi (DT01, DT08, DT09, DT0K, DT12, DT1C, DT1D, DT1M,...)	M9R 858	09.08 - 12.15	1995	D	110 kW	1010	68
LAGUNA Coupe (DT0/1) 2.0 dCi (DT0M, DT0N, DT0S, DT19, DT1F)	M9R 800	09.08 - 12.15	1995	D	127 kW	1010	68
LAGUNA Coupe (DT0/1) 2.0 dCi (DT0M, DT0N, DT0S, DT19, DT1F)	M9R 806	09.08 - 12.15	1995	D	127 kW	1010	68
LAGUNA Coupe (DT0/1) 2.0 dCi (DT0M, DT0N, DT0S, DT19, DT1F)	M9R 809	09.08 - 12.15	1995	D	127 kW	1010	68
LAGUNA Coupe (DT0/1) 2.0 dCi (DT0M, DT0N, DT0S, DT19, DT1F)	M9R 815	09.08 - 12.15	1995	D	127 kW	1010	68
LAGUNA Coupe (DT0/1) 2.0 dCi (DT0M, DT0N, DT0S, DT19, DT1F)	M9R 849	09.08 - 12.15	1995	D	127 kW	1009	66
LAGUNA Coupe (DT0/1) 2.0 dCi (DT0M, DT0N, DT0S, DT19, DT1F)	M9R 854	09.08 - 12.15	1995	D	127 kW	1010	68
LAGUNA Coupe (DT0/1) 2.0 dCi (DT0M, DT0N, DT0S, DT19, DT1F)	M9R 857	09.08 - 12.15	1995	D	127 kW	1010	68
LAGUNA Coupe (DT0/1) 2.0 dCi GT (DT11, DT1E, DT1N)	M9R 816	09.08 - 12.15	1995	D	131 kW	1010	68
LAGUNA Coupe (DT0/1) 2.0 dCi GT (DT11, DT1E, DT1N)	M9R 820	09.08 - 12.15	1995	D	131 kW	1010	68
LAGUNA Coupe (DT0/1) 2.0 dCi GT (DT11, DT1E, DT1N)	M9R 828	09.08 - 12.15	1995	D	131 kW	1010	68
LAGUNA I (B56_ 556_) 1.6 16V (B568, B561)	K4M 720	11.97 - 03.01	1598	B	79 kW	1001	36
LAGUNA I (B56_ 556_) 1.6 16V (B568, B561)	K4M 724	11.97 - 03.01	1598	B	79 kW	1001	36
LAGUNA I (B56_ 556_) 1.8 (B56A/B)	F3P 720	11.93 - 03.01	1794	B	66 kW	1008	59
LAGUNA I (B56_ 556_) 1.8 (B56A/B)	F3P 724	11.93 - 03.01	1794	B	66 kW	1008	59
LAGUNA I (B56_ 556_) 1.8 (B56S/T/0)	F3P 670	08.95 - 03.01	1794	B	66 kW	1007	57
LAGUNA I (B56_ 556_) 1.8 (B56S/T/0)	F3P 678	08.95 - 03.01	1794	B	66 kW	1007	57
LAGUNA I (B56_ 556_) 1.8 (B56Z)	F3P 720	08.95 - 03.01	1794	B	69 kW	1008	59
LAGUNA I (B56_ 556_) 1.8 (B56Z)	F3P 724	08.95 - 03.01	1794	B	69 kW	1008	59
LAGUNA I (B56_ 556_) 1.8 16V (B563, B564)	F4P 760	04.98 - 08.02	1783	B	88 kW	1008	62
LAGUNA I (B56_ 556_) 1.8 16V (B563, B564)	F4P 770	04.98 - 08.02	1783	B	88 kW	1008	62
LAGUNA I (B56_ 556_) 1.8	F3P 674	06.95 - 02.01	1794	B	69 kW	1007	58
LAGUNA I (B56_ 556_) 1.8	F3P 676	06.95 - 06.98	1794	B	70 kW	1007	57
LAGUNA I (B56_ 556_) 1.8	F3P 678	06.95 - 06.98	1794	B	70 kW	1007	57
LAGUNA I (B56_ 556_) 1.9 dCi (B56W)	F9Q 718	09.99 - 03.01	1870	D	79 kW	1006	52
LAGUNA I (B56_ 556_) 1.9 dTi (B56J)	F9Q 710	10.97 - 03.01	1870	D	72 kW	1006	52
LAGUNA I (B56_ 556_) 1.9 dTi (B56J)	F9Q 716	10.97 - 03.01	1870	D	72 kW	1006	52
LAGUNA I (B56_ 556_) 1.9 dTi (B56J)	F9Q 717	10.97 - 03.01	1870	D	72 kW	1006	52
LAGUNA I (B56_ 556_) 1.9 dTi	F9Q 716	06.98 - 08.02	1870	D	73 kW	1006	52
LAGUNA I (B56_ 556_) 2.0 (556A)	F4R 780	09.95 - 02.01	1998	B	102 kW	1009	63
LAGUNA I (B56_ 556_) 2.0 (B56C, B56L)	F3R 611	09.95 - 02.01	1998	B	85 kW	1008	62
LAGUNA I (B56_ 556_) 2.0 (B56C, B56L)	F3R 722	09.95 - 02.01	1998	B	85 kW	1008	59
LAGUNA I (B56_ 556_) 2.0 (B56C, B56L)	F3R 723	09.95 - 02.01	1998	B	85 kW	1008	59
LAGUNA I (B56_ 556_) 2.0 (B56C, B56L)	F3R 728	09.95 - 02.01	1998	B	85 kW	1008	59
LAGUNA I (B56_ 556_) 2.0 (B56C, B56L)	F3R 729	09.95 - 02.01	1998	B	85 kW	1008	59
LAGUNA I (B56_ 556_) 2.0 (B56C, B56L)	F3R 768	09.95 - 02.01	1998	B	85 kW	1008	59
LAGUNA I (B56_ 556_) 2.0 (B56C, B56L)	F3R 769	09.95 - 02.01	1998	B	85 kW	1008	59
LAGUNA I (B56_ 556_) 2.0 (B56C/H/N)	F3R 722	11.93 - 03.01	1998	B	83 kW	1008	59
LAGUNA I (B56_ 556_) 2.0 (B56C/H/N)	F3R 723	11.93 - 03.01	1998	B	83 kW	1008	59
LAGUNA I (B56_ 556_) 2.0 16V (556A/B)	F4R 780	06.98 - 08.02	1998	B	103 kW	1009	63
LAGUNA I (B56_ 556_) 2.0	F3R 611	03.99 - 03.01	1998	B	80 kW	1008	62
LAGUNA I (B56_ 556_) 2.0	F3R 722	01.94 - 02.01	1998	B	84 kW	1008	59
LAGUNA I (B56_ 556_) 2.0	F3R 768	01.94 - 02.01	1998	B	84 kW	1008	59
LAGUNA I (B56_ 556_) 2.2 D (B56F/2)	G8T 706	11.93 - 03.01	2188	D	61 kW	1011	76
LAGUNA I (B56_ 556_) 2.2 D (B56F/2)	G8T 752	11.93 - 03.01	2188	D	61 kW	1011	76
LAGUNA I (B56_ 556_) 2.2 D (B56F/2)	G8T 790	11.93 - 03.01	2188	D	61 kW	1011	76








LAGUNA I (B56_ 556_) 2.2 D (B56F/2)	G8T 794	11.93 - 03.01	2188	D	61 kW	1011	76
LAGUNA I (B56_ 556_) 2.2 dT (B569)	G8T 760	03.96 - 03.01	2188	D	83 kW	1011	76
LAGUNA I Grandtour (K56_) 1.6 16V (K568)	K4M 720	11.97 - 03.01	1598	B	79 kW	1001	36
LAGUNA I Grandtour (K56_) 1.6 16V (K568)	K4M 724	11.97 - 03.01	1598	B	79 kW	1001	36
LAGUNA I Grandtour (K56_) 1.8 (K56S/T/0)	F3P 670	09.95 - 03.01	1794	B	66 kW	1007	57
LAGUNA I Grandtour (K56_) 1.8 (K56S/T/0)	F3P 678	09.95 - 03.01	1794	B	66 kW	1007	57
LAGUNA I Grandtour (K56_) 1.8 (K56Z)	F3P 678	09.95 - 03.01	1794	B	69 kW	1007	57
LAGUNA I Grandtour (K56_) 1.8 (K56Z)	F3P 720	09.95 - 03.01	1794	B	69 kW	1008	59
LAGUNA I Grandtour (K56_) 1.8 (K56Z)	F3P 724	09.95 - 03.01	1794	B	69 kW	1008	59
LAGUNA I Grandtour (K56_) 1.8 16V (K563, K564)	F4P 760	04.98 - 03.01	1783	B	88 kW	1008	62
LAGUNA I Grandtour (K56_) 1.9 dCi (K56W)	F9Q 718	09.99 - 03.01	1870	D	79 kW	1006	52
LAGUNA I Grandtour (K56_) 1.9 dTi (K56J)	F9Q 710	10.97 - 03.01	1870	D	72 kW	1006	52
LAGUNA I Grandtour (K56_) 1.9 dTi (K56J)	F9Q 716	10.97 - 03.01	1870	D	72 kW	1006	52
LAGUNA I Grandtour (K56_) 1.9 dTi (K56J)	F9Q 717	10.97 - 03.01	1870	D	72 kW	1006	52
LAGUNA I Grandtour (K56_) 2.0 (K56C/H)	F3R 722	09.95 - 03.01	1998	B	83 kW	1008	59
LAGUNA I Grandtour (K56_) 2.0 (K56C/H)	F3R 723	09.95 - 03.01	1998	B	83 kW	1008	59
LAGUNA I Grandtour (K56_) 2.0 16V (A56A/B)	F4R 780	09.99 - 03.01	1998	B	103 kW	1009	63
LAGUNA I Grandtour (K56_) 2.0 16V	F4R 780	09.95 - 03.01	1998	B	102 kW	1009	63
LAGUNA I Grandtour (K56_) 2.0	F3R 728	09.96 - 01.01	1998	B	84 kW	1008	59
LAGUNA I Grandtour (K56_) 2.0	F3R 768	09.96 - 01.01	1998	B	84 kW	1008	59
LAGUNA I Grandtour (K56_) 2.2 D (K56F/2, S56F)	G8T 706	09.95 - 03.01	2188	D	61 kW	1011	76
LAGUNA I Grandtour (K56_) 2.2 D (K56F/2, S56F)	G8T 752	09.95 - 03.01	2188	D	61 kW	1011	76
LAGUNA I Grandtour (K56_) 2.2 D (K56F/2, S56F)	G8T 790	09.95 - 03.01	2188	D	61 kW	1011	76
LAGUNA I Grandtour (K56_) 2.2 D (K56F/2, S56F)	G8T 794	09.95 - 03.01	2188	D	61 kW	1011	76
LAGUNA I Grandtour (K56_) 2.2 dT (K569)	G8T 760	03.96 - 03.01	2188	D	83 kW	1011	76
LAGUNA II (BG0/1_) 1.6 16V (BG0A, BG0L)	K4M 710	03.01 - 05.05	1598	B	79 kW	1001	36
LAGUNA II (BG0/1_) 1.6 16V (BG0A, BG0L)	K4M 714	03.01 - 05.05	1598	B	79 kW	1001	36
LAGUNA II (BG0/1_) 1.6 16V (BG1G, BG1H)	K4M 716	02.05 - 08.07	1598	B	82 kW	1001	36
LAGUNA II (BG0/1_) 1.6 LPG	K4M 714	03.01 - 05.05	1598	B/G	79 kW	1001	36
LAGUNA II (BG0/1_) 1.6 LPG	K4M 718	03.01 - 05.05	1598	B/G	76 kW	1002	38
LAGUNA II (BG0/1_) 1.6	K4M 710	03.01 - 05.05	1598	B	76 kW	1001	36
LAGUNA II (BG0/1_) 1.8 16V (BG04, BG0B, BG0C, BG0V)	F4P 770	03.01 - 05.05	1783	B	86 kW	1008	62
LAGUNA II (BG0/1_) 1.8 16V (BG04, BG0B, BG0C, BG0V)	F4P 774	03.01 - 05.05	1783	B	86 kW	1008	62
LAGUNA II (BG0/1_) 1.8 16V (BG06, BG0J, BG0M)	F4P 770	03.01 - 12.07	1783	B	85 kW	1008	62
LAGUNA II (BG0/1_) 1.8 16V (BG06, BG0J, BG0M)	F4P 771	03.01 - 12.07	1783	B	85 kW	1008	62
LAGUNA II (BG0/1_) 1.8 16V (BG06, BG0J, BG0M)	F4P 773	03.01 - 12.07	1783	B	85 kW	1008	62
LAGUNA II (BG0/1_) 1.8 16V (BG06, BG0J, BG0M)	F4P 774	03.01 - 12.07	1783	B	85 kW	1008	62
LAGUNA II (BG0/1_) 1.8 16V (BG06, BG0J, BG0M)	F4P 775	03.01 - 12.07	1783	B	85 kW	1008	62
LAGUNA II (BG0/1_) 1.8 16V (BG0B, BG0C, BG0J, BG0M, BG0V)	F4P 770	03.01 - 05.05	1783	B	89 kW	1008	62
LAGUNA II (BG0/1_) 1.8 16V (BG0B, BG0C, BG0J, BG0M, BG0V)	F4P 772	03.01 - 05.05	1783	B	89 kW	1008	62
LAGUNA II (BG0/1_) 1.8 16V (BG0B, BG0M)	F4P 770	03.01 - 09.07	1783	B	88 kW	1008	62
LAGUNA II (BG0/1_) 1.8 16V (BG0B, BG0M)	F4P 773	03.01 - 09.07	1783	B	88 kW	1008	62
LAGUNA II (BG0/1_) 1.9 dCi (BG0E)	F9Q 752	06.01 - 05.05	1870	D	77 kW	1006	52
LAGUNA II (BG0/1_) 1.9 dCi (BG05)	F9Q 664	03.04 - 05.05	1870	D	68 kW	1006	52
LAGUNA II (BG0/1_) 1.9 dCi (BG08, BG0G)	F9Q 650	03.01 - 09.07	1870	D	88 kW	1006	52
LAGUNA II (BG0/1_) 1.9 dCi (BG08, BG0G)	F9Q 670	03.01 - 09.07	1870	D	88 kW	1006	52
LAGUNA II (BG0/1_) 1.9 dCi (BG08, BG0G)	F9Q 674	03.01 - 09.07	1870	D	88 kW	1006	52
LAGUNA II (BG0/1_) 1.9 dCi (BG08, BG0G)	F9Q 750	03.01 - 09.07	1870	D	88 kW	1006	52
LAGUNA II (BG0/1_) 1.9 dCi (BG0R, BG0E)	F9Q 754	10.01 - 05.05	1870	D	74 kW	1006	52
LAGUNA II (BG0/1_) 1.9 dCi (BG12)	F9Q 750	09.05 - 12.07	1870	D	85 kW	1006	52
LAGUNA II (BG0/1_) 1.9 dCi (BG12)	F9Q 758	09.05 - 12.07	1870	D	85 kW	1006	52
LAGUNA II (BG0/1_) 1.9 dCi (BG12)	F9Q 759	09.05 - 12.07	1870	D	85 kW	1006	52
LAGUNA II (BG0/1_) 1.9 dCi (BG1A, BG1V)	F9Q 758	05.05 - 08.07	1870	D	96 kW	1006	52
LAGUNA II (BG0/1_) 1.9 dCi (BG1A, BG1V)	F9Q 759	05.05 - 08.07	1870	D	96 kW	1006	52
LAGUNA II (BG0/1_) 1.9 dCi (BG1A, BG1W, BG0G)	F9Q 670	01.05 - 08.07	1870	D	81 kW	1006	52
LAGUNA II (BG0/1_) 1.9 dCi (BG1A, BG1W, BG0G)	F9Q 674	01.05 - 08.07	1870	D	81 kW	1006	52
LAGUNA II (BG0/1_) 1.9 dCi (BG1A, BG1W, BG0G)	F9Q 758	01.05 - 08.07	1870	D	81 kW	1006	52
LAGUNA II (BG0/1_) 1.9 dCi	F9Q 718	03.01 - 09.07	1870	D	79 kW	1006	52
LAGUNA II (BG0/1_) 1.9 dCi	F9Q 750	09.05 - 12.07	1870	D	92 kW	1006	52
LAGUNA II (BG0/1_) 1.9 dCi	F9Q 754	03.01 - 09.07	1870	D	79 kW	1006	52
LAGUNA II (BG0/1_) 2.0 16V (BG00, BG0K, BG0P, BG0W)	F4R 712	08.02 - 12.07	1998	B	99 kW	1009	63
LAGUNA II (BG0/1_) 2.0 16V (BG00, BG0K, BG0P, BG0W)	F4R 713	08.02 - 12.07	1998	B	99 kW	1009	63

			ccm		kw		1 POS
LAGUNA II (BG0/1_) 2.0 16V (BG00, BG0K, BG0P, BG0W)	F4R 714	08.02 - 12.07	1998	B	99 kW	1009	63
LAGUNA II (BG0/1_) 2.0 16V (BG00, BG0K, BG0P, BG0W)	F4R 715	08.02 - 12.07	1998	B	99 kW	1009	63
LAGUNA II (BG0/1_) 2.0 16V (BG00, BG0W, BG0K, BG0P)	F4R 712	08.02 - 12.06	1998	B	98 kW	1009	63
LAGUNA II (BG0/1_) 2.0 16V (BG00, BG0W, BG0K, BG0P)	F4R 713	08.02 - 12.06	1998	B	98 kW	1009	63
LAGUNA II (BG0/1_) 2.0 16V (BG00, BG0W, BG0K, BG0P)	F4R 714	08.02 - 12.06	1998	B	98 kW	1009	63
LAGUNA II (BG0/1_) 2.0 16V (BG00, BG0W, BG0K, BG0P)	F4R 715	08.02 - 12.06	1998	B	98 kW	1009	63
LAGUNA II (BG0/1_) 2.0 16V (BG03, BG0Z, BG0T, BG1Y)	F4R 784	01.05 - 09.07	1998	B	125 kW	1009	63
LAGUNA II (BG0/1_) 2.0 16V (BG03, BG0Z, BG0T, BG1Y)	F4R 786	01.05 - 09.07	1998	B	125 kW	1009	63
LAGUNA II (BG0/1_) 2.0 16V (BG03, BG0Z, BG0T, BG1Y)	F4R 787	01.05 - 09.07	1998	B	125 kW	1009	63
LAGUNA II (BG0/1_) 2.0 16V (BG1Y)	F4R 886	01.05 - 09.07	1998	B	150 kW	1009	63
LAGUNA II (BG0/1_) 2.0 16V (BG1Y)	F4R 887	01.05 - 09.07	1998	B	150 kW	1009	63
LAGUNA II (BG0/1_) 2.0 16V IDE (BG0N)	F5R 700	04.01 - 09.07	1998	B	103 kW	1009	63
LAGUNA II (BG0/1_) 2.0 16V IDE (BG0N)	F5R 701	04.01 - 09.07	1998	B	103 kW	1009	64
LAGUNA II (BG0/1_) 2.0 16V Turbo (BG0S, BG1L, BG1M)	F4R 764	01.03 - 03.05	1998	B	120 kW	1009	63
LAGUNA II (BG0/1_) 2.0 16V Turbo (BG0S, BG1L, BG1M)	F4R 765	01.03 - 03.05	1998	B	120 kW	1009	63
LAGUNA II (BG0/1_) 2.0 16V Turbo (BG0S, BG1L, BG1M)	F4R 786	01.03 - 03.05	1998	B	120 kW	1009	63
LAGUNA II (BG0/1_) 2.0 16V Turbo (BG0S, BG1L, BG1M)	F4R 787	01.03 - 03.05	1998	B	120 kW	1009	63
LAGUNA II (BG0/1_) 2.0 dCi (BG14, BG1S)	M9R 760	01.06 - 08.07	1995	D	127 kW	1010	68
LAGUNA II (BG0/1_) 2.0 dCi (BG1T)	M9R 740	08.05 - 08.06	1995	D	110 kW	1010	68
LAGUNA II (BG0/1_) 2.2 dCi (BG09)	G9T 600	04.04 - 10.05	2188	D	85 kW	1011	77
LAGUNA II (BG0/1_) 2.2 dCi (BG0F)	G9T 700	10.01 - 08.06	2188	D	110 kW	1011	77
LAGUNA II (BG0/1_) 2.2 dCi (BG0F)	G9T 702	10.01 - 08.06	2188	D	110 kW	1011	77
LAGUNA II (BG0/1_) 2.2 dCi	G9T 600	05.05 - 08.07	2188	D	102 kW	1011	77
LAGUNA II (BG0/1_) 2.2 dCi	G9T 605	05.05 - 08.07	2188	D	102 kW	1011	77
LAGUNA II (BG0/1_) 2.2 dCi	G9T 706	05.05 - 08.07	2188	D	102 kW	1011	77
LAGUNA II (BG0/1_) 2.2 dCi	G9T 707	05.05 - 08.07	2188	D	102 kW	1011	77
LAGUNA II Grandtour (KG0/1_) 1.6 16V (KG0A, KG0L)	K4M 710	03.01 - 12.07	1598	B	79 kW	1001	36
LAGUNA II Grandtour (KG0/1_) 1.6 16V (KG0A, KG0L)	K4M 714	03.01 - 12.07	1598	B	79 kW	1001	36
LAGUNA II Grandtour (KG0/1_) 1.6 16V	K4M 716	02.05 - 08.07	1598	B	82 kW	1001	36
LAGUNA II Grandtour (KG0/1_) 1.6 Bifuel	K4M 714	06.05 - 12.07	1598	B/G	79 kW	1001	36
LAGUNA II Grandtour (KG0/1_) 1.6	K4M 710	03.01 - 10.05	1598	B	76 kW	1001	36
LAGUNA II Grandtour (KG0/1_) 1.8 16V (KG0B, KG0M)	F4P 770	03.01 - 05.05	1783	B	88 kW	1008	62
LAGUNA II Grandtour (KG0/1_) 1.8 16V (KG0B, KG0M)	F4P 773	03.01 - 05.05	1783	B	88 kW	1008	62
LAGUNA II Grandtour (KG0/1_) 1.8 16V (KG0J)	F4P 770	03.01 - 05.05	1783	B	85 kW	1008	62
LAGUNA II Grandtour (KG0/1_) 1.8 16V (KG0J)	F4P 771	03.01 - 05.05	1783	B	85 kW	1008	62
LAGUNA II Grandtour (KG0/1_) 1.8 16V (KG0J)	F4P 774	03.01 - 05.05	1783	B	85 kW	1008	62
LAGUNA II Grandtour (KG0/1_) 1.8 16V (KG0J)	F4P 775	03.01 - 05.05	1783	B	85 kW	1008	62
LAGUNA II Grandtour (KG0/1_) 1.8 16V	F4P 770	03.01 - 05.05	1783	B	89 kW	1008	62
LAGUNA II Grandtour (KG0/1_) 1.8 16V	F4P 770	03.01 - 05.05	1783	B	86 kW	1008	62
LAGUNA II Grandtour (KG0/1_) 1.8 16V	F4P 774	03.01 - 05.05	1783	B	89 kW	1008	62
LAGUNA II Grandtour (KG0/1_) 1.9 dCi (KG0E)	F9Q 752	06.01 - 05.05	1870	D	77 kW	1006	52
LAGUNA II Grandtour (KG0/1_) 1.9 dCi (KG05)	F9Q 664	03.04 - 05.05	1870	D	68 kW	1006	52
LAGUNA II Grandtour (KG0/1_) 1.9 dCi (KG0E, KG0R)	F9Q 752	10.01 - 05.05	1870	D	74 kW	1006	52
LAGUNA II Grandtour (KG0/1_) 1.9 dCi (KG0G)	F9Q 670	03.01 - 09.07	1870	D	88 kW	1006	52
LAGUNA II Grandtour (KG0/1_) 1.9 dCi (KG0G)	F9Q 674	03.01 - 09.07	1870	D	88 kW	1006	52
LAGUNA II Grandtour (KG0/1_) 1.9 dCi (KG0G)	F9Q 750	03.01 - 09.07	1870	D	88 kW	1006	52
LAGUNA II Grandtour (KG0/1_) 1.9 dCi (KG12)	F9Q 758	08.05 - 09.07	1870	D	85 kW	1006	52
LAGUNA II Grandtour (KG0/1_) 1.9 dCi (KG12)	F9Q 759	08.05 - 09.07	1870	D	85 kW	1006	52
LAGUNA II Grandtour (KG0/1_) 1.9 dCi (KG1A, KG1W, KG0G)	F9Q 674	01.05 - 12.07	1870	D	81 kW	1006	52
LAGUNA II Grandtour (KG0/1_) 1.9 dCi (KG1A, KG1W, KG0G)	F9Q 758	01.05 - 12.07	1870	D	81 kW	1006	52
LAGUNA II Grandtour (KG0/1_) 1.9 dCi (KG1V)	F9Q 758	05.05 - 12.07	1870	D	96 kW	1006	52
LAGUNA II Grandtour (KG0/1_) 1.9 dCi (KG1V)	F9Q 759	05.05 - 12.07	1870	D	96 kW	1006	52
LAGUNA II Grandtour (KG0/1_) 1.9 dCi	F9Q 664	08.03 - 09.07	1870	D	66 kW	1006	52
LAGUNA II Grandtour (KG0/1_) 1.9 dCi	F9Q 718	03.01 - 12.07	1870	D	79 kW	1006	52
LAGUNA II Grandtour (KG0/1_) 1.9 dCi	F9Q 750	09.05 - 12.07	1870	D	92 kW	1006	52
LAGUNA II Grandtour (KG0/1_) 1.9 dCi	F9Q 754	03.01 - 12.07	1870	D	79 kW	1006	52
LAGUNA II Grandtour (KG0/1_) 2.0 16V (KG00, KG0K, KG0W, KG0P)	F4R 712	08.02 - 12.07	1998	B	99 kW	1009	63
LAGUNA II Grandtour (KG0/1_) 2.0 16V (KG00, KG0K, KG0W, KG0P)	F4R 712	10.04 - 09.07	1998	B	98 kW	1009	63
LAGUNA II Grandtour (KG0/1_) 2.0 16V (KG00, KG0K, KG0W, KG0P)	F4R 713	08.02 - 12.07	1998	B	99 kW	1009	63
LAGUNA II Grandtour (KG0/1_) 2.0 16V (KG00, KG0K, KG0W, KG0P)	F4R 713	10.04 - 09.07	1998	B	98 kW	1009	63
LAGUNA II Grandtour (KG0/1_) 2.0 16V (KG00, KG0K, KG0W, KG0P)	F4R 714	08.02 - 12.07	1998	B	99 kW	1009	63
LAGUNA II Grandtour (KG0/1_) 2.0 16V (KG00, KG0K, KG0W, KG0P)	F4R 714	10.04 - 09.07	1998	B	98 kW	1009	63













LAGUNA II Grandtour (KG0/1_) 2.0 16V (KG00, KG0K, KG0W, KG0P)	F4R 715	08.02 - 12.07	1998	B	99 kW	1009	63
LAGUNA II Grandtour (KG0/1_) 2.0 16V (KG00, KG0K, KG0W, KG0P)	F4R 715	10.04 - 09.07	1998	B	98 kW	1009	63
LAGUNA II Grandtour (KG0/1_) 2.0 16V (KG03, KG0Z, KG0T, KG1Y)	F4R 784	01.05 - 09.07	1998	B	125 kW	1009	63
LAGUNA II Grandtour (KG0/1_) 2.0 16V (KG03, KG0Z, KG0T, KG1Y)	F4R 786	01.05 - 09.07	1998	B	125 kW	1009	63
LAGUNA II Grandtour (KG0/1_) 2.0 16V (KG03, KG0Z, KG0T, KG1Y)	F4R 787	01.05 - 09.07	1998	B	125 kW	1009	63
LAGUNA II Grandtour (KG0/1_) 2.0 16V (KG1Y)	F4R 886	01.05 - 09.07	1998	B	150 kW	1009	63
LAGUNA II Grandtour (KG0/1_) 2.0 16V (KG1Y)	F4R 887	01.05 - 09.07	1998	B	150 kW	1009	63
LAGUNA II Grandtour (KG0/1_) 2.0 16V IDE (KG0N)	F5R 700	04.01 - 09.07	1998	B	103 kW	1009	63
LAGUNA II Grandtour (KG0/1_) 2.0 16V IDE (KG0N)	F5R 701	04.01 - 09.07	1998	B	103 kW	1009	64
LAGUNA II Grandtour (KG0/1_) 2.0 16V Turbo (KG0S, KG1L, KG03)	F4R 764	01.03 - 08.05	1998	B	120 kW	1009	63
LAGUNA II Grandtour (KG0/1_) 2.0 16V Turbo (KG0S, KG1L, KG03)	F4R 765	01.03 - 08.05	1998	B	120 kW	1009	63
LAGUNA II Grandtour (KG0/1_) 2.0 16V Turbo (KG0S, KG1L, KG03)	F4R 786	01.03 - 08.05	1998	B	120 kW	1009	63
LAGUNA II Grandtour (KG0/1_) 2.0 16V Turbo (KG0S, KG1L, KG03)	F4R 787	01.03 - 08.05	1998	B	120 kW	1009	63
LAGUNA II Grandtour (KG0/1_) 2.0 dCi (KG1S)	M9R 760	01.06 - 12.07	1995	D	127 kW	1010	68
LAGUNA II Grandtour (KG0/1_) 2.0 dCi (KG1T)	M9R 740	08.05 - 08.06	1995	D	110 kW	1010	68
LAGUNA II Grandtour (KG0/1_) 2.2 dCi (KG09)	G9T 600	04.04 - 10.05	2188	D	85 kW	1011	77
LAGUNA II Grandtour (KG0/1_) 2.2 dCi (KG0F)	G9T 702	10.01 - 08.06	2188	D	110 kW	1011	77
LAGUNA II Grandtour (KG0/1_) 2.2 dCi	G9T 600	05.05 - 12.07	2188	D	102 kW	1011	77
LAGUNA II Grandtour (KG0/1_) 2.2 dCi	G9T 706	05.05 - 12.07	2188	D	102 kW	1011	77
LAGUNA II Grandtour (KG0/1_) 2.2 dCi	G9T 707	05.05 - 12.07	2188	D	102 kW	1011	77
LAGUNA III (BT0/1) 1.5 dCi (BT00, BT0A, BT0T, BT1J)	K9K 780	10.07 - 12.15	1461	D	81 kW	999	25
LAGUNA III (BT0/1) 1.5 dCi (BT00, BT0A, BT0T, BT1J)	K9K 782	10.07 - 12.15	1461	D	81 kW	999	25
LAGUNA III (BT0/1) 1.5 dCi (BT00, BT0A, BT0T, BT1J)	K9K 846	10.07 - 12.15	1461	D	81 kW	999	25
LAGUNA III (BT0/1) 1.6 16V (BT04, BT0D, BT0U)	K4M 824	10.07 - 12.15	1598	B	81 kW	1002	38
LAGUNA III (BT0/1) 2.0 16V Turbo	F4R 811	10.07 - 12.15	1998	B	125 kW	1009	63
LAGUNA III (BT0/1) 2.0 GT	F4R 800	03.08 - 12.15	1998	B	150 kW	1009	63
LAGUNA III (BT0/1) 2.0 dCi (BT01, BT08, BT09, BT0E, BT0K, BT12, BT1C, BT1D,....)	M9R 742	10.07 - 12.15	1995	D	110 kW	1010	68
LAGUNA III (BT0/1) 2.0 dCi (BT01, BT08, BT09, BT0E, BT0K, BT12, BT1C, BT1D,....)	M9R 744	10.07 - 12.15	1995	D	110 kW	1010	68
LAGUNA III (BT0/1) 2.0 dCi (BT01, BT08, BT09, BT0E, BT0K, BT12, BT1C, BT1D,....)	M9R 746	10.07 - 12.15	1995	D	110 kW	1010	68
LAGUNA III (BT0/1) 2.0 dCi (BT01, BT08, BT09, BT0E, BT0K, BT12, BT1C, BT1D,....)	M9R 748	10.07 - 12.15	1995	D	110 kW	1010	68
LAGUNA III (BT0/1) 2.0 dCi (BT01, BT08, BT09, BT0E, BT0K, BT12, BT1C, BT1D,....)	M9R 754	10.07 - 12.15	1995	D	110 kW	1009	66
LAGUNA III (BT0/1) 2.0 dCi (BT01, BT08, BT09, BT0E, BT0K, BT12, BT1C, BT1D,....)	M9R 802	10.07 - 12.15	1995	D	110 kW	1010	68
LAGUNA III (BT0/1) 2.0 dCi (BT01, BT08, BT09, BT0E, BT0K, BT12, BT1C, BT1D,....)	M9R 805	10.07 - 12.15	1995	D	110 kW	1010	68
LAGUNA III (BT0/1) 2.0 dCi (BT01, BT08, BT09, BT0E, BT0K, BT12, BT1C, BT1D,....)	M9R 808	10.07 - 12.15	1995	D	110 kW	1009	66
LAGUNA III (BT0/1) 2.0 dCi (BT01, BT08, BT09, BT0E, BT0K, BT12, BT1C, BT1D,....)	M9R 814	10.07 - 12.15	1995	D	110 kW	1009	66
LAGUNA III (BT0/1) 2.0 dCi (BT01, BT08, BT09, BT0E, BT0K, BT12, BT1C, BT1D,....)	M9R 845	10.07 - 12.15	1995	D	110 kW	1009	66
LAGUNA III (BT0/1) 2.0 dCi (BT01, BT08, BT09, BT0E, BT0K, BT12, BT1C, BT1D,....)	M9R 854	10.07 - 12.15	1995	D	110 kW	1010	68
LAGUNA III (BT0/1) 2.0 dCi (BT01, BT08, BT09, BT0E, BT0K, BT12, BT1C, BT1D,....)	M9R 858	10.07 - 12.15	1995	D	110 kW	1010	68
LAGUNA III (BT0/1) 2.0 dCi (BT07, BT0J, BT14, BT1A, BT1S)	M9R 742	10.07 - 12.15	1995	D	96 kW	1010	68
LAGUNA III (BT0/1) 2.0 dCi (BT07, BT0J, BT14, BT1A, BT1S)	M9R 744	10.07 - 12.15	1995	D	96 kW	1010	68
LAGUNA III (BT0/1) 2.0 dCi (BT07, BT0J, BT14, BT1A, BT1S)	M9R 802	10.07 - 12.15	1995	D	96 kW	1010	68
LAGUNA III (BT0/1) 2.0 dCi (BT07, BT0J, BT14, BT1A, BT1S)	M9R 814	10.07 - 12.15	1995	D	96 kW	1009	66
LAGUNA III (BT0/1) 2.0 dCi (BT07, BT0J, BT14, BT1A, BT1S)	M9R 854	10.07 - 12.15	1995	D	96 kW	1010	68
LAGUNA III (BT0/1) 2.0 dCi (BT07, BT0J, BT14, BT1A, BT1S)	M9R 858	10.07 - 12.15	1995	D	96 kW	1010	68
LAGUNA III (BT0/1) 2.0 dCi (BT0M, BT0N, BT0S, BT19, BT1F)	M9R 800	01.08 - 12.15	1995	D	127 kW	1010	68
LAGUNA III (BT0/1) 2.0 dCi (BT0M, BT0N, BT0S, BT19, BT1F)	M9R 806	01.08 - 12.15	1995	D	127 kW	1010	68
LAGUNA III (BT0/1) 2.0 dCi (BT0M, BT0N, BT0S, BT19, BT1F)	M9R 809	01.08 - 12.15	1995	D	127 kW	1010	68
LAGUNA III (BT0/1) 2.0 dCi (BT0M, BT0N, BT0S, BT19, BT1F)	M9R 815	01.08 - 12.15	1995	D	127 kW	1010	68
LAGUNA III (BT0/1) 2.0 dCi (BT0M, BT0N, BT0S, BT19, BT1F)	M9R 854	01.08 - 12.15	1995	D	127 kW	1010	68
LAGUNA III (BT0/1) 2.0 dCi (BT0M, BT0N, BT0S, BT19, BT1F)	M9R 857	01.08 - 12.15	1995	D	127 kW	1010	68
LAGUNA III (BT0/1) 2.0 dCi (BT0M, BT0N, BT0S, BT19, BT1F)	M9R 858	01.08 - 12.15	1995	D	127 kW	1010	68
LAGUNA III (BT0/1) 2.0 dCi GT (BT11, BT1E, BT1N)	M9R 816	03.08 - 12.15	1995	D	131 kW	1010	68
LAGUNA III (BT0/1) 2.0 dCi GT (BT11, BT1E, BT1N)	M9R 820	03.08 - 12.15	1995	D	131 kW	1010	68
LAGUNA III (BT0/1) 2.0 dCi GT (BT11, BT1E, BT1N)	M9R 828	03.08 - 12.15	1995	D	131 kW	1010	68
LAGUNA III Grandtour (KT0/1) 1.5 dCi (KT0A, KT0R, KT02)	K9K 780	10.07 - 12.15	1461	D	81 kW	999	25
LAGUNA III Grandtour (KT0/1) 1.5 dCi (KT0A, KT0R, KT02)	K9K 782	10.07 - 12.15	1461	D	81 kW	999	25
LAGUNA III Grandtour (KT0/1) 1.5 dCi (KT0A, KT0R, KT02)	K9K 846	10.07 - 12.15	1461	D	81 kW	999	25
LAGUNA III Grandtour (KT0/1) 1.6 16V (KT0D)	K4M 824	10.07 - 12.15	1598	B	81 kW	1002	38
LAGUNA III Grandtour (KT0/1) 2.0 16V Turbo	F4R 811	10.07 - 12.15	1998	B	125 kW	1009	63
LAGUNA III Grandtour (KT0/1) 2.0 GT	F4R 800	03.08 - 12.15	1998	B	150 kW	1009	63
LAGUNA III Grandtour (KT0/1) 2.0 dCi (KT01, KT08, KT09, KT0K, KT12, KT1D, KT1W)	M9R 742	10.07 - 12.15	1995	D	110 kW	1010	68
LAGUNA III Grandtour (KT0/1) 2.0 dCi (KT01, KT08, KT09, KT0K, KT12, KT1D, KT1W)	M9R 744	10.07 - 12.15	1995	D	110 kW	1010	68

			ccm		kw		1 POS
LAGUNA III Grandtour (KT0/1) 2.0 dCi (KT01, KT08, KT09, KT0K, KT12, KT1D, KT1W)	M9R 802	10.07 - 12.15	1995	D	110 kW	1010	68
LAGUNA III Grandtour (KT0/1) 2.0 dCi (KT01, KT08, KT09, KT0K, KT12, KT1D, KT1W)	M9R 805	10.07 - 12.15	1995	D	110 kW	1010	68
LAGUNA III Grandtour (KT0/1) 2.0 dCi (KT01, KT08, KT09, KT0K, KT12, KT1D, KT1W)	M9R 808	10.07 - 12.15	1995	D	110 kW	1009	66
LAGUNA III Grandtour (KT0/1) 2.0 dCi (KT01, KT08, KT09, KT0K, KT12, KT1D, KT1W)	M9R 814	10.07 - 12.15	1995	D	110 kW	1009	66
LAGUNA III Grandtour (KT0/1) 2.0 dCi (KT01, KT08, KT09, KT0K, KT12, KT1D, KT1W)	M9R 845	10.07 - 12.15	1995	D	110 kW	1009	66
LAGUNA III Grandtour (KT0/1) 2.0 dCi (KT01, KT08, KT09, KT0K, KT12, KT1D, KT1W)	M9R 854	10.07 - 12.15	1995	D	110 kW	1010	68
LAGUNA III Grandtour (KT0/1) 2.0 dCi (KT01, KT08, KT09, KT0K, KT12, KT1D, KT1W)	M9R 858	10.07 - 12.15	1995	D	110 kW	1010	68
LAGUNA III Grandtour (KT0/1) 2.0 dCi (KT07, KT0J, KT14, KT1A, KT1S)	M9R 742	10.07 - 12.15	1995	D	96 kW	1010	68
LAGUNA III Grandtour (KT0/1) 2.0 dCi (KT07, KT0J, KT14, KT1A, KT1S)	M9R 744	10.07 - 12.15	1995	D	96 kW	1010	68
LAGUNA III Grandtour (KT0/1) 2.0 dCi (KT07, KT0J, KT14, KT1A, KT1S)	M9R 802	10.07 - 12.15	1995	D	96 kW	1010	68
LAGUNA III Grandtour (KT0/1) 2.0 dCi (KT07, KT0J, KT14, KT1A, KT1S)	M9R 814	10.07 - 12.15	1995	D	96 kW	1009	66
LAGUNA III Grandtour (KT0/1) 2.0 dCi (KT07, KT0J, KT14, KT1A, KT1S)	M9R 854	10.07 - 12.15	1995	D	96 kW	1010	68
LAGUNA III Grandtour (KT0/1) 2.0 dCi (KT07, KT0J, KT14, KT1A, KT1S)	M9R 858	10.07 - 12.15	1995	D	96 kW	1010	68
LAGUNA III Grandtour (KT0/1) 2.0 dCi (KT0M, KT0N, KT0S, KT19, KT1F)	M9R 800	01.08 - 12.15	1995	D	127 kW	1010	68
LAGUNA III Grandtour (KT0/1) 2.0 dCi (KT0M, KT0N, KT0S, KT19, KT1F)	M9R 806	01.08 - 12.15	1995	D	127 kW	1010	68
LAGUNA III Grandtour (KT0/1) 2.0 dCi (KT0M, KT0N, KT0S, KT19, KT1F)	M9R 809	01.08 - 12.15	1995	D	127 kW	1010	68
LAGUNA III Grandtour (KT0/1) 2.0 dCi (KT0M, KT0N, KT0S, KT19, KT1F)	M9R 815	01.08 - 12.15	1995	D	127 kW	1010	68
LAGUNA III Grandtour (KT0/1) 2.0 dCi (KT0M, KT0N, KT0S, KT19, KT1F)	M9R 849	01.08 - 12.15	1995	D	127 kW	1009	66
LAGUNA III Grandtour (KT0/1) 2.0 dCi (KT0M, KT0N, KT0S, KT19, KT1F)	M9R 854	01.08 - 12.15	1995	D	127 kW	1010	68
LAGUNA III Grandtour (KT0/1) 2.0 dCi (KT0M, KT0N, KT0S, KT19, KT1F)	M9R 857	01.08 - 12.15	1995	D	127 kW	1010	68
LAGUNA III Grandtour (KT0/1) 2.0 dCi (KT0M, KT0N, KT0S, KT19, KT1F)	M9R 858	01.08 - 12.15	1995	D	127 kW	1010	68
LAGUNA III Grandtour (KT0/1) 2.0 dCi GT (KT11, KT1E, KT1N)	M9R 816	03.08 - 12.15	1995	D	131 kW	1010	68
LAGUNA III Grandtour (KT0/1) 2.0 dCi GT (KT11, KT1E, KT1N)	M9R 820	03.08 - 12.15	1995	D	131 kW	1010	68
LAGUNA III Grandtour (KT0/1) 2.0 dCi GT (KT11, KT1E, KT1N)	M9R 828	03.08 - 12.15	1995	D	131 kW	1010	68
LATITUDE (L70_) 1.5 dCi (L70R, L731)	K9K 782	07.10	1461	D	81 kW	999	25
LATITUDE (L70_) 1.5 dCi (L70R, L731)	K9K 849	07.10	1461	D	81 kW	1000	26
LATITUDE (L70_) 2.0 dCi 130	M9R 756	12.13	1995	D	96 kW	1009	66
LATITUDE (L70_) 2.0 dCi 150 (L70H)	M9R 824	02.11	1995	D	110 kW	1010	68
LATITUDE (L70_) 2.0 dCi 150 (L70H)	M9R 846	02.11	1995	D	110 kW	1010	68
LATITUDE (L70_) 2.0 dCi 175 (L70Y)	M9R 804	05.11	1995	D	127 kW	1010	68
LATITUDE (L70_) 2.0 dCi 175 (L70Y)	M9R 817	05.11	1995	D	127 kW	1010	68
LATITUDE (L70_) 2.0 dCi 175 (L70Y)	M9R 844	05.11	1995	D	127 kW	1010	68
LODGY (JS_) 1.5 dCi	K9K 830	01.15	1461	D	62 kW	999	25
LODGY (JS_) 1.5 dCi	K9K 846	04.15 - 12.19	1461	D	81 kW	999	25
LODGY (JS_) 1.6	K7M 812	07.13	1598	B	59 kW	1004	45
LODGY (JS_) 1.6	K7M 812	07.13	1598	B	66 kW	1004	45
LOGAN EXPRESS (US_) 1.5 dCi	K9K 792	04.07	1461	D	50 kW	999	25
LOGAN EXPRESS (US_) 1.6	K7M 710	04.07	1598	B	64 kW	1002	37
LOGAN I (LS_) 1.4 LPG	K7J 714	02.08 - 10.13	1390	B/G	53 kW	1002	38
LOGAN I (LS_) 1.4	K7J 710	09.04	1390	B	55 kW	1002	38
LOGAN I (LS_) 1.5 dCi	K9K 700	04.06 - 10.13	1461	D	48 kW	999	25
LOGAN I (LS_) 1.5 dCi	K9K 790	04.06 - 10.13	1461	D	48 kW	999	25
LOGAN I (LS_) 1.5 dCi	K9K 792	04.07	1461	D	50 kW	999	25
LOGAN I (LS_) 1.5 dCi	K9K 794	04.06 - 10.13	1461	D	48 kW	999	25
LOGAN I (LS_) 1.5 dCi	K9K 796	02.08 - 06.15	1461	D	63 kW	999	25
LOGAN I (LS_) 1.6 (LS0L, LS09, LS0V, LS0P, LS18, LS1S, LS1V, LS1Y,...)	K4M 690	04.07 - 10.13	1598	B	77 kW	1001	36
LOGAN I (LS_) 1.6 (LS0L, LS09, LS0V, LS0P, LS18, LS1S, LS1V, LS1Y,...)	K4M 694	04.07 - 10.13	1598	B	77 kW	1002	38
LOGAN I (LS_) 1.6 (LS0L, LS09, LS0V, LS0P, LS18, LS1S, LS1V, LS1Y,...)	K4M 696	04.07 - 10.13	1598	B	77 kW	1002	38
LOGAN I (LS_) 1.6 (LS0L, LS09, LS0V, LS0P, LS18, LS1S, LS1V, LS1Y,...)	K4M 697	04.07 - 10.13	1598	B	77 kW	1001	36
LOGAN I (LS_) 1.6 (LS0L, LS09, LS0V, LS0P, LS18, LS1S, LS1V, LS1Y,...)	K4M 698	04.07 - 10.13	1598	B	77 kW	1001	36
LOGAN I (LS_) 1.6 Flex (LS16, LS1U, LS1A, LS0T)	K7M 714	11.07 - 08.12	1598	B/E	70 kW	1003	41
LOGAN I (LS_) 1.6 Flex (LS16, LS1U, LS1A, LS0T)	K7M 764	11.07 - 08.12	1598	B/E	70 kW	1003	41
LOGAN I (LS_) 1.6 Flex (LS1V, LS09, LS0V)	K4M 694	07.07 - 09.13	1598	B/E	82 kW	1002	38
LOGAN I (LS_) 1.6 Flex (LS1V, LS09, LS0V)	K4M 697	07.07 - 09.13	1598	B/E	82 kW	1001	36
LOGAN I (LS_) 1.6	K4M 690	04.07	1598	B	82 kW	1001	36
LOGAN I (LS_) 1.6	K4M 697	04.07	1598	B	82 kW	1001	36
LOGAN I (LS_) 1.6	K4M 706	02.07 - 09.10	1598	B	80 kW	1001	36
LOGAN I (LS_) 1.6	K7M 710	05.08	1598	B	66 kW	1002	37
LOGAN I (LS_) 1.6	K7M 710	09.04	1598	B	64 kW	1002	37
LOGAN I (LS_) 1.6	K7M 718	05.08	1598	B	66 kW	1002	37
LOGAN I Kombi (KS_) 1.4	K7J 710	10.07	1390	B	55 kW	1002	38
LOGAN I Kombi (KS_) 1.5 dCi (KS04, KS1L)	K9K 612	06.11 - 06.15	1461	D	66 kW	999	25








LOGAN I Kombi (KS_) 1.5 dCi	K9K 792	04.07	1461	D	50 kW	999	25
LOGAN I Kombi (KS_) 1.5 dCi	K9K 796	02.08 - 06.15	1461	D	63 kW	999	25
LOGAN I Kombi (KS_) 1.6 (KS0L, KS0M, KS0P, KS1S)	K4M 690	04.07	1598	B	77 kW	1001	36
LOGAN I Kombi (KS_) 1.6 (KS0L, KS0M, KS0P, KS1S)	K4M 696	04.07	1598	B	77 kW	1002	38
LOGAN I Kombi (KS_) 1.6 (KS0L, KS0M, KS0P, KS1S)	K4M 697	04.07	1598	B	77 kW	1001	36
LOGAN I Kombi (KS_) 1.6	K7M 710	04.07	1598	B	64 kW	1002	37
LOGAN II Kombi (K8_) 1.2 16V LPG	D4F 732	12.13	1149	B/G	53 kW	995	7
LOGAN II Kombi (K8_) 1.2 16V LPG	D4F 734	12.13	1149	B/G	53 kW	995	7
LOGAN II Kombi (K8_) 1.2 16V	D4F 732	12.13	1149	B	54 kW	995	7
LOGAN II Kombi (K8_) 1.2 16V	D4F 734	12.13	1149	B	54 kW	995	7
LOGAN II Kombi (K8_) 1.5 dCi	K9K 612	12.13	1461	D	66 kW	999	25
LOGAN II Kombi (K8_) 1.5 dCi	K9K 838	12.13	1461	D	62 kW	999	25
LOGAN II Kombi (K8_) 1.6	K7M 812	12.13	1598	B	59 kW	1004	45
LOGAN II Kombi (K8_) 1.6	K7M 812	11.13	1598	B	66 kW	1004	45
LOGAN II Kombi (K8_) TCe 90 (K8M1)	H4B 408	02.17 - 12.20	898	B	66 kW	996	13
LOGAN Pick-up (US_) 1.6 16V (US1Y)	K4M 690	01.10 - 08.13	1598	B	77 kW	1001	36
LOGAN/STEPWAY II (L8_) 1.0 Hi-Flex (L8A0)	D4D 754	10.13 - 12.16	999	B/E	59 kW	995	7
LOGAN/STEPWAY II (L8_) 1.2 16V LPG	D4F 732	11.13	1149	B/G	53 kW	995	7
LOGAN/STEPWAY II (L8_) 1.2 16V LPG	D4F 734	11.13	1149	B/G	53 kW	995	7
LOGAN/STEPWAY II (L8_) 1.2	D4F 732	11.13	1149	B	55 kW	995	7
LOGAN/STEPWAY II (L8_) 1.5 dCi	K9K 612	12.13	1461	D	66 kW	999	25
LOGAN/STEPWAY II (L8_) 1.5 dCi	K9K 838	12.13	1461	D	62 kW	999	25
LOGAN/STEPWAY II (L8_) 1.6 (L8A9, L8J0)	K4M 842	04.14	1598	B	75 kW	1002	39
LOGAN/STEPWAY II (L8_) 1.6 Flex (L8A6)	K7M 764	09.12 - 12.17	1598	B/E	78 kW	1003	41
LOGAN/STEPWAY II (L8_) 1.6	K4M 842	11.13	1598	B	78 kW	1002	39
LOGAN/STEPWAY II (L8_) 1.6	K7M 812	04.14	1598	B	60 kW	1004	45
LOGAN/STEPWAY II (L8_) 1.6	K7M 812	11.13	1598	B	63 kW	1004	45
LOGAN/STEPWAY II (L8_) 1.6	K7M 812	11.13	1598	B	66 kW	1004	45
LOGAN/STEPWAY II (L8_) 1.6	K7M 812	11.13	1598	B	59 kW	1004	45
MASTER I Bus (T_) 2.1 D	J8S 330	11.89 - 04.95	2068	D	44 kW	1011	75
MASTER I Bus (T_) 2.4 D	S8U 731	09.86 - 10.89	2445	D	53 kW	1012	81
MASTER I Bus (T_) 28-35 2.0	829 731	08.80 - 09.86	1995	B	59 kW	1011	78
MASTER I Bus (T_) 28-35 2.1 D	J8S 330	08.80 - 07.98	2068	D	44 kW	1011	75
MASTER I Bus (T_) 28-35 2.4 D	8140.61.2300	08.80 - 08.89	2445	D	52 kW	1012	81
MASTER I Bus (T_) 28-35 2.4 D	S8U 731	08.80 - 08.89	2445	D	52 kW	1012	81
MASTER I Bus (T_) 28-35 2.5 D	8140.67.2510	08.89 - 07.98	2499	D	55 kW	1012	81
MASTER I Bus (T_) 28-35 2.5 D	S8U 742	08.89 - 07.98	2499	D	55 kW	1012	81
MASTER I Bus (T_) 30 2.2	J7T 782	08.80 - 07.98	2165	B	67 kW	1012	79
MASTER I Bus (T_) 30 2.2	J7T 788	08.80 - 07.98	2165	B	67 kW	1012	79
MASTER I Bus (T_) 35 2,5 TD	8140.27.2500	08.89 - 07.98	2499	D	69 kW	1012	81
MASTER I Bus (T_) 35 2,5 TD	8140.27.2510	08.89 - 07.98	2499	D	69 kW	1012	81
MASTER I Bus (T_) 35 2,5 TD	S9U 714	08.89 - 07.98	2499	D	69 kW	1012	81
MASTER I Kasten (T_) 2.4 D	S8U 730	07.83 - 08.86	2445	D	52 kW	1012	81
MASTER I Kasten (T_) 2.4 D	S8U 730	09.86 - 12.92	2445	D	53 kW	1012	81
MASTER I Kasten (T_) 2.4 D	S8U 731	07.80 - 06.83	2445	D	50 kW	1012	81
MASTER I Kasten (T_) 28-35 2,5 D	8140.67.2510	08.89 - 07.98	2499	D	55 kW	1012	81
MASTER I Kasten (T_) 28-35 2,5 D	S8U 742	08.89 - 07.98	2499	D	55 kW	1012	81
MASTER I Kasten (T_) 28-35 2,5 TD	8140.27.2580	08.89 - 07.98	2499	D	72 kW	1012	81
MASTER I Kasten (T_) 28-35 2,5 TD	S9U 702	08.89 - 07.98	2499	D	72 kW	1012	81
MASTER I Kasten (T_) 28-35 2.0	829 731	08.80 - 10.86	1995	B	59 kW	1011	78
MASTER I Kasten (T_) 28-35 2.1 D	J8S 330	08.80 - 07.98	2068	D	44 kW	1011	75
MASTER I Kasten (T_) 28-35 2.4 D	8140.61.2300	08.80 - 08.89	2445	D	52 kW	1012	81
MASTER I Kasten (T_) 28-35 2.4 D	S8U 731	08.80 - 08.89	2445	D	52 kW	1012	81
MASTER I Kasten (T_) 30 2.2	J7T 782	08.80 - 07.98	2165	B	67 kW	1012	79
MASTER I Kasten (T_) 30 2.2	J7T 788	08.80 - 07.98	2165	B	67 kW	1012	79
MASTER I Kasten (T_) 35 2,5 TD	8140.27.2500	08.89 - 07.98	2499	D	69 kW	1012	81
MASTER I Kasten (T_) 35 2,5 TD	8140.27.2510	08.89 - 07.98	2499	D	69 kW	1012	81
MASTER I Kasten (T_) 35 2,5 TD	S9U 714	08.89 - 07.98	2499	D	69 kW	1012	81
MASTER I Kasten (T_) 35 2,5 TD	S9U 740	08.89 - 07.98	2499	D	69 kW	1012	81
MASTER I Pritsche/Fahrgestell (P_) 2.0	829 731	07.80 - 06.85	1995	B	59 kW	1011	78
MASTER I Pritsche/Fahrgestell (P_) 2.1 D	J8S 330	11.89 - 07.93	2068	D	46 kW	1011	75
MASTER I Pritsche/Fahrgestell (P_) 2.2	J7T 788	08.93 - 02.98	2165	B	71 kW	1012	79

			ccm		kw		1 POS
MASTER I Pritsche/Fahrgestell (P_) 2.4 D	S8U 730	08.93 - 02.98	2445	D	52 kW	1012	81
MASTER I Pritsche/Fahrgestell (P_) 2.5 DT	S9U 702	11.89 - 10.93	2499	D	69 kW	1012	81
MASTER I Pritsche/Fahrgestell (P_) 2.5 DT	S9U 740	08.93 - 02.98	2499	D	70 kW	1012	81
MASTER I Pritsche/Fahrgestell (P_) 2.5 D	S8U 742	07.80 - 10.89	2499	D	55 kW	1012	81
MASTER I Pritsche/Fahrgestell (P_) 28-35 2.5 D	8140.61.2300	09.80 - 07.98	2445	D	52 kW	1012	81
MASTER I Pritsche/Fahrgestell (P_) 28-35 2.5 D	S8U 731	09.80 - 07.98	2445	D	52 kW	1012	81
MASTER II Bus (JD) 1.9 dCi 80	F9Q 772	11.01	1870	D	60 kW	1006	52
MASTER II Bus (JD) 1.9 dCi 80	F9Q 774	11.01	1870	D	60 kW	1006	52
MASTER II Bus (JD) 1.9 dTi	F9Q 770	09.00	1870	D	59 kW	1006	52
MASTER II Bus (JD) 2.2 dCi 90	G9T 720	09.00	2188	D	66 kW	1011	77
MASTER II Bus (JD) 2.2 dCi 90	G9T 722	09.00	2188	D	66 kW	1011	77
MASTER II Bus (JD) 2.2 dCi 90	G9T 750	09.00	2188	D	66 kW	1011	77
MASTER II Bus (JD) 2.5 D	S8U 770	07.98 - 01.01	2499	D	59 kW	1013	85
MASTER II Bus (JD) 2.5 D	S8U 772	07.98 - 01.01	2499	D	59 kW	1012	81
MASTER II Bus (JD) 2.5 dCi 100 (JDCV)	G9U 754	10.03	2463	D	73 kW	1012	80
MASTER II Bus (JD) 2.5 dCi 120	G9U 720	10.01	2463	D	84 kW	1012	80
MASTER II Bus (JD) 2.5 dCi 120	G9U 724	10.01	2463	D	84 kW	1012	80
MASTER II Bus (JD) 2.5 dCi 120	G9U 750	10.01	2463	D	84 kW	1012	80
MASTER II Bus (JD) 2.5 dCi 120	G9U 754	10.01	2463	D	84 kW	1012	80
MASTER II Bus (JD) 2.5 dCi	G9U 632	08.06	2463	D	107 kW	1012	80
MASTER II Bus (JD) 2.5 dCi	G9U 650	08.06	2463	D	74 kW	1012	80
MASTER II Bus (JD) 2.5 dCi	G9U 650	08.06	2463	D	88 kW	1012	80
MASTER II Bus (JD) 2.5 dCi	G9U 754	08.06	2463	D	74 kW	1012	80
MASTER II Bus (JD) 2.8 dTi	S9W 702	07.98 - 10.08	2799	D	84 kW	1013	86
MASTER II Kasten (FD) 1.9 dCi 80	F9Q 772	11.01	1870	D	60 kW	1006	52
MASTER II Kasten (FD) 1.9 dCi 80	F9Q 774	11.01	1870	D	60 kW	1006	52
MASTER II Kasten (FD) 1.9 dTi	F9Q 770	09.00	1870	D	59 kW	1006	52
MASTER II Kasten (FD) 2.2 dCi 90	G9T 720	09.00	2188	D	66 kW	1011	77
MASTER II Kasten (FD) 2.2 dCi 90	G9T 722	09.00	2188	D	66 kW	1011	77
MASTER II Kasten (FD) 2.2 dCi 90	G9T 750	09.00	2188	D	66 kW	1011	77
MASTER II Kasten (FD) 2.5 D	S8U 770	07.98 - 09.01	2499	D	59 kW	1013	85
MASTER II Kasten (FD) 2.5 D	S8U 772	07.98 - 09.01	2499	D	59 kW	1012	81
MASTER II Kasten (FD) 2.5 dCi 100 (FD0U, FD0V)	G9U 754	10.03	2463	D	73 kW	1012	80
MASTER II Kasten (FD) 2.5 dCi 120	G9U 720	10.01	2463	D	84 kW	1012	80
MASTER II Kasten (FD) 2.5 dCi 120	G9U 724	10.01	2463	D	84 kW	1012	80
MASTER II Kasten (FD) 2.5 dCi 120	G9U 750	10.01	2463	D	84 kW	1012	80
MASTER II Kasten (FD) 2.5 dCi 120	G9U 754	10.01	2463	D	84 kW	1012	80
MASTER II Kasten (FD) 2.5 dCi 4x4	G9U 724	06.06 - 03.13	2463	D	85 kW	1012	80
MASTER II Kasten (FD) 2.5 dCi	G9U 632	08.06	2463	D	107 kW	1012	80
MASTER II Kasten (FD) 2.5 dCi	G9U 650	08.06 - 01.10	2463	D	74 kW	1012	80
MASTER II Kasten (FD) 2.5 dCi	G9U 650	08.06	2463	D	88 kW	1012	80
MASTER II Kasten (FD) 2.5 dCi	G9U 724	10.04 - 02.12	2463	D	85 kW	1012	80
MASTER II Kasten (FD) 2.5 dCi	G9U 754	08.06 - 01.10	2463	D	74 kW	1012	80
MASTER II Kasten (FD) 2.8 dTi 4x4	S9W 700	01.02 - 09.04	2799	D	84 kW	1013	86
MASTER II Kasten (FD) 2.8 dTi 4x4	S9W 702	01.02 - 09.04	2799	D	84 kW	1013	86
MASTER II Kasten (FD) 2.8 dTi	S9W 702	07.98 - 10.08	2799	D	84 kW	1013	86
MASTER II Pritsche/Fahrgestell (ED/HD/UD) 2.2 dCi 90	G9T 720	09.00	2188	D	66 kW	1011	77
MASTER II Pritsche/Fahrgestell (ED/HD/UD) 2.2 dCi 90	G9T 722	09.00	2188	D	66 kW	1011	77
MASTER II Pritsche/Fahrgestell (ED/HD/UD) 2.2 dCi 90	G9T 750	09.00	2188	D	66 kW	1011	77
MASTER II Pritsche/Fahrgestell (ED/HD/UD) 2.5 D	S8U 770	07.98 - 01.01	2499	D	59 kW	1013	85
MASTER II Pritsche/Fahrgestell (ED/HD/UD) 2.5 D	S8U 772	07.98 - 01.01	2499	D	59 kW	1012	81
MASTER II Pritsche/Fahrgestell (ED/HD/UD) 2.5 dCi 100 (ED4V, ED8V)	G9U 754	10.03	2463	D	73 kW	1012	80
MASTER II Pritsche/Fahrgestell (ED/HD/UD) 2.5 dCi 120	G9U 720	10.01	2463	D	84 kW	1012	80
MASTER II Pritsche/Fahrgestell (ED/HD/UD) 2.5 dCi 120	G9U 724	10.01	2463	D	84 kW	1012	80
MASTER II Pritsche/Fahrgestell (ED/HD/UD) 2.5 dCi 120	G9U 750	10.01	2463	D	84 kW	1012	80
MASTER II Pritsche/Fahrgestell (ED/HD/UD) 2.5 dCi 120	G9U 754	10.01	2463	D	84 kW	1012	80
MASTER II Pritsche/Fahrgestell (ED/HD/UD) 2.5 dCi	G9U 632	08.06	2463	D	107 kW	1012	80
MASTER II Pritsche/Fahrgestell (ED/HD/UD) 2.5 dCi	G9U 650	08.06	2463	D	74 kW	1012	80
MASTER II Pritsche/Fahrgestell (ED/HD/UD) 2.5 dCi	G9U 650	08.06	2463	D	88 kW	1012	80
MASTER II Pritsche/Fahrgestell (ED/HD/UD) 2.5 dCi	G9U 754	08.06	2463	D	74 kW	1012	80
MASTER II Pritsche/Fahrgestell (ED/HD/UD) 2.8 dTi	S9W 702	07.98 - 10.08	2799	D	84 kW	1013	86
MASTER III Bus (JV) 2.3 dCi 100 FWD (JV0A, JV0B, JV0G, JV0H)	M9T 670	02.11	2298	D	74 kW	1010	70

			ccm		kw		1 POS
MASTER III Pritsche/Fahrgestell (EV, HV, UV) 2.3 dCi 165 RWD (HV0P, HV0U, HV10, HV12, UV0P, UV0U,...	M9T 702	07.14	2298	D	120 kW	1010	70
MASTER III Pritsche/Fahrgestell (EV, HV, UV) 2.3 dCi 165 RWD (HV0P, HV0U, HV10, HV12, UV0P, UV0U,...	M9T 710	07.14	2298	D	120 kW	1010	73
MASTER III Pritsche/Fahrgestell (EV, HV, UV) 2.3 dCi 170 FWD (EV0L, HV0L, UV0L)	M9T 706	06.16	2299	D	125 kW	1010	73
MEGANE CC (EZ0/1_) 1.2 TCe (EZ16)	H5F 404	01.13	1197	B	97 kW	997	14
MEGANE CC (EZ0/1_) 1.2 TCe	H5F 400	09.12 - 08.15	1197	B	85 kW	997	14
MEGANE CC (EZ0/1_) 1.5 dCi (EZ09, EZ1G, EZ0D, EZ14)	K9K 836	06.10	1461	D	81 kW	999	25
MEGANE CC (EZ0/1_) 1.5 dCi (EZ09, EZ1G, EZ0D, EZ14)	K9K 837	06.10	1461	D	81 kW	999	25
MEGANE CC (EZ0/1_) 1.5 dCi (EZ0B, EZ07)	K9K 832	11.13 - 08.15	1461	D	78 kW	999	25
MEGANE CC (EZ0/1_) 1.6 16V (EZ0U, EZ1U)	K4M 858	06.10	1598	B	81 kW	1002	38
MEGANE CC (EZ0/1_) 1.6 16V Hi-Flex	K4M 866	06.10	1598	B/E	81 kW	1002	38
MEGANE CC (EZ0/1_) 1.6 dCi (EZ00)	R9M 402	04.11	1598	D	96 kW	1006	54
MEGANE CC (EZ0/1_) 1.9 dCi (EZ0J, EZ1S)	F9Q 870	06.10	1870	D	96 kW	1006	52
MEGANE CC (EZ0/1_) 2.0 TCe (EZ1T)	F4R 870	06.10	1998	B	132 kW	1009	63
MEGANE CC (EZ0/1_) 2.0 TCe (EZ1T)	F4R 872	06.10	1998	B	132 kW	1009	63
MEGANE CC (EZ0/1_) 2.0 dCi (EZ0L)	M9R 610	06.10	1995	D	118 kW	1010	68
MEGANE I (BA0/1_) 1.4 16V (BA0D, BA1H, BA0W, BA10)	K4J 714	03.99 - 08.03	1390	B	70 kW	1001	36
MEGANE I (BA0/1_) 1.4 16V (BA0D, BA1H, BA0W, BA10)	K4J 750	03.99 - 08.03	1390	B	70 kW	1001	36
MEGANE I (BA0/1_) 1.4 Eco (BA0T)	E7J 624	01.96 - 03.99	1390	B	52 kW	999	22
MEGANE I (BA0/1_) 1.4 e (BA0E, BA0V)	E7J 626	01.96 - 08.03	1390	B	55 kW	999	22
MEGANE I (BA0/1_) 1.4 e (BA0E, BA0V)	E7J 764	01.96 - 08.03	1390	B	55 kW	999	22
MEGANE I (BA0/1_) 1.6 16V (BA04, BA0B, BA11, BA1J, BA16, BA19, BA1K, BA1V,...	K4M 700	01.99 - 12.04	1598	B	79 kW	1001	36
MEGANE I (BA0/1_) 1.6 16V (BA04, BA0B, BA11, BA1J, BA16, BA19, BA1K, BA1V,...	K4M 701	01.99 - 12.04	1598	B	79 kW	1001	36
MEGANE I (BA0/1_) 1.6 16V (BA04, BA0B, BA11, BA1J, BA16, BA19, BA1K, BA1V,...	K4M 704	01.99 - 12.04	1598	B	79 kW	1001	36
MEGANE I (BA0/1_) 1.6 16V (BA04, BA0B, BA11, BA1J, BA16, BA19, BA1K, BA1V,...	K4M 704	01.99 - 12.04	1598	B	79 kW	1001	36
MEGANE I (BA0/1_) 1.6 16V (BA04, BA0B, BA11, BA1J, BA16, BA19, BA1K, BA1V,...	K4M 706	01.99 - 12.04	1598	B	79 kW	1001	36
MEGANE I (BA0/1_) 1.6 16V (BA04, BA0B, BA11, BA1J, BA16, BA19, BA1K, BA1V,...	K4M 708	01.99 - 12.04	1598	B	79 kW	1001	36
MEGANE I (BA0/1_) 1.6 16V (BA04, BA0B, BA11, BA1J, BA16, BA19, BA1K, BA1V,...	K4M 709	01.99 - 12.04	1598	B	79 kW	1001	36
MEGANE I (BA0/1_) 1.6 16V	K4M 700	11.01 - 12.04	1598	B	81 kW	1001	36
MEGANE I (BA0/1_) 1.6 LPG	K4M 704	10.00 - 08.02	1598	B/G	80 kW	1001	36
MEGANE I (BA0/1_) 1.6 LPG	K4M 712	10.00 - 08.02	1598	B/G	80 kW	1001	36
MEGANE I (BA0/1_) 1.6 LPG	K7M 702	08.95 - 03.99	1598	B/G	66 kW	1002	37
MEGANE I (BA0/1_) 1.6 e (BA0F, BA0S)	K7M 703	01.96 - 12.00	1598	B	66 kW	1002	37
MEGANE I (BA0/1_) 1.6 e (BA0F, BA0S)	K7M 702	01.96 - 12.00	1598	B	66 kW	1002	37
MEGANE I (BA0/1_) 1.6 e (BA0F, BA0S)	K7M 790	01.96 - 12.00	1598	B	66 kW	1002	37
MEGANE I (BA0/1_) 1.6 i (BA0L)	K7M 720	01.96 - 03.99	1598	B	55 kW	1002	37
MEGANE I (BA0/1_) 1.8 16V (BA06, BA12, BA1A, BA1M, BA1R)	F4P 720	01.01 - 08.03	1783	B	85 kW	1008	62
MEGANE I (BA0/1_) 1.8 16V (BA06, BA12, BA1A, BA1M, BA1R)	F4P 722	01.01 - 08.03	1783	B	85 kW	1008	62
MEGANE I (BA0/1_) 1.9 D Eco (BA0A, BA0U, BA0R)	F8Q 620	01.96 - 08.03	1870	D	47 kW	1005	46
MEGANE I (BA0/1_) 1.9 D Eco (BA0A, BA0U, BA0R)	F8Q 622	01.96 - 08.03	1870	D	47 kW	1005	46
MEGANE I (BA0/1_) 1.9 D Eco (BA0A, BA0U, BA0R)	F8Q 624	01.96 - 08.03	1870	D	47 kW	1005	46
MEGANE I (BA0/1_) 1.9 DCi	F9Q 732	03.99 - 08.03	1870	D	77 kW	1006	52
MEGANE I (BA0/1_) 1.9 DCi	F9Q 738	03.99 - 08.03	1870	D	77 kW	1006	52
MEGANE I (BA0/1_) 1.9 DTi	F9Q 730	02.00 - 09.00	1870	D	60 kW	1006	52
MEGANE I (BA0/1_) 1.9 D	F8Q 784	04.96 - 02.01	1870	D	69 kW	1006	51
MEGANE I (BA0/1_) 1.9 TDI	F8Q 784	09.96 - 08.03	1870	D	69 kW	1006	51
MEGANE I (BA0/1_) 1.9 TDI	F8Q 786	09.96 - 08.03	1870	D	69 kW	1006	51
MEGANE I (BA0/1_) 1.9 dCi (BA05, BA1F)	F9Q 732	02.01 - 08.03	1870	D	75 kW	1006	52
MEGANE I (BA0/1_) 1.9 dCi (BA05, BA1F)	F9Q 733	02.01 - 08.03	1870	D	75 kW	1006	52
MEGANE I (BA0/1_) 1.9 dT (B/SA0K, B/SA0Y)	F8Q 784	01.96 - 08.03	1870	D	66 kW	1006	51
MEGANE I (BA0/1_) 1.9 dT (B/SA0K, B/SA0Y)	F8Q 786	01.96 - 08.03	1870	D	66 kW	1006	51
MEGANE I (BA0/1_) 1.9 dT	F8Q 784	08.98 - 10.99	1870	D	76 kW	1006	51
MEGANE I (BA0/1_) 1.9 dTi (BA08, BA0N)	F9Q 730	03.97 - 12.04	1870	D	72 kW	1006	52
MEGANE I (BA0/1_) 1.9 dTi (BA08, BA0N)	F9Q 731	03.97 - 12.04	1870	D	72 kW	1006	52
MEGANE I (BA0/1_) 1.9 dTi (BA08, BA0N)	F9Q 734	03.97 - 12.04	1870	D	72 kW	1006	52
MEGANE I (BA0/1_) 1.9 dTi (BA08, BA0N)	F9Q 736	03.97 - 12.04	1870	D	72 kW	1006	52
MEGANE I (BA0/1_) 1.9 dTi (BA1U)	F9Q 744	02.01 - 08.03	1870	D	59 kW	1006	52
MEGANE I (BA0/1_) 2.0 16V (BA0H)	F7R 710	07.96 - 08.03	1998	B	108 kW	1008	59
MEGANE I (BA0/1_) 2.0 16V (BA0H)	F7R 714	07.96 - 08.03	1998	B	108 kW	1008	59
MEGANE I (BA0/1_) 2.0 i (BA0G)	F3R 750	01.96 - 08.03	1998	B	84 kW	1007	58
MEGANE I (BA0/1_) 2.0 i (BA0G)	F3R 751	01.96 - 08.03	1998	B	84 kW	1008	59
MEGANE I (BA0/1_) 2.0 i	F3R 750	03.99 - 08.03	1998	B	80 kW	1007	58








MEGANE I (BA0/1_) 2.0 i	F3R 751	03.99 - 08.03	1998	B	80 kW	1008	59
MEGANE I (BA0/1_) 2.0	F3R 750	09.97 - 05.01	1998	B	85 kW	1007	58
MEGANE I (BA0/1_) 2.0	F3R 751	09.97 - 05.01	1998	B	85 kW	1008	59
MEGANE I (BA0/1_) 2.0	F3R 791	09.97 - 05.01	1998	B	85 kW	1008	59
MEGANE I (BA0/1_) 2.0	F3R 796	09.97 - 05.01	1998	B	85 kW	1008	59
MEGANE I (BA0/1_) 2.0	F3R 797	09.97 - 05.01	1998	B	85 kW	1007	58
MEGANE I (BA0/1_) 2.0	F3R 798	09.97 - 05.01	1998	B	85 kW	1007	58
MEGANE I Cabriolet (EA0/1_) 1.4 16V (EA0D, EA1H, EA0W, EA10)	K4J 714	03.99 - 08.03	1390	B	70 kW	1001	36
MEGANE I Cabriolet (EA0/1_) 1.4 16V (EA0D, EA1H, EA0W, EA10)	K4J 750	03.99 - 08.03	1390	B	70 kW	1001	36
MEGANE I Cabriolet (EA0/1_) 1.6 16V (EA04, EA0B, EA11, EA1J)	K4M 700	03.99 - 07.03	1598	B	79 kW	1001	36
MEGANE I Cabriolet (EA0/1_) 1.6 16V (EA04, EA0B, EA11, EA1J)	K4M 701	03.99 - 07.03	1598	B	79 kW	1001	36
MEGANE I Cabriolet (EA0/1_) 1.6 16V (EA04, EA0B, EA11, EA1J)	K4M 708	03.99 - 07.03	1598	B	79 kW	1001	36
MEGANE I Cabriolet (EA0/1_) 1.6 16V (EA04, EA0B, EA11, EA1J)	K4M 709	03.99 - 07.03	1598	B	79 kW	1001	36
MEGANE I Cabriolet (EA0/1_) 1.6 e (EA0F)	K7M 702	10.96 - 03.99	1598	B	66 kW	1002	37
MEGANE I Cabriolet (EA0/1_) 1.6 e (EA0F)	K7M 703	10.96 - 03.99	1598	B	66 kW	1002	37
MEGANE I Cabriolet (EA0/1_) 2.0 (EA0G)	F3R 750	04.97 - 08.03	1998	B	84 kW	1007	58
MEGANE I Cabriolet (EA0/1_) 2.0 (EA0G)	F3R 798	04.97 - 08.03	1998	B	84 kW	1007	58
MEGANE I Cabriolet (EA0/1_) 2.0 16V (EA0H)	F7R 710	10.96 - 11.99	1998	B	108 kW	1008	59
MEGANE I Cabriolet (EA0/1_) 2.0 16V (EA0H)	F7R 714	10.96 - 11.99	1998	B	108 kW	1008	59
MEGANE I Cabriolet (EA0/1_) 2.0 16V IDE (EA03, EA0P, EA14)	F4R 746	11.99 - 08.03	1998	B	103 kW	1009	63
MEGANE I Cabriolet (EA0/1_) 2.0 16V IDE (EA03, EA0P, EA14)	F5R 740	11.99 - 08.03	1998	B	103 kW	1009	63
MEGANE I Cabriolet (EA0/1_) 2.0 16V	F4R 746	01.02 - 08.03	1998	B	102 kW	1009	63
MEGANE I Cabriolet (EA0/1_) 2.0 16V	F4R 770	01.02 - 08.03	1998	B	102 kW	1009	63
MEGANE I Cabriolet (EA0/1_) 2.0 16V	F7R 714	08.97 - 11.00	1998	B	110 kW	1008	59
MEGANE I Cabriolet (EA0/1_) 2.0 i (EA0G)	F3R 791	03.99 - 08.03	1998	B	80 kW	1008	59
MEGANE I Cabriolet (EA0/1_) 2.0 i (EA0G)	F3R 796	03.99 - 08.03	1998	B	80 kW	1008	59
MEGANE I Classic (LA0/1_) 1.4 (LA0E, LA0V)	E7J 626	09.96 - 08.03	1390	B	55 kW	999	22
MEGANE I Classic (LA0/1_) 1.4 (LA0E, LA0V)	E7J 764	09.96 - 08.03	1390	B	55 kW	999	22
MEGANE I Classic (LA0/1_) 1.4 16V (LA0D, LA1H, IA0W, LA10)	K4J 714	03.99 - 08.03	1390	B	70 kW	1001	36
MEGANE I Classic (LA0/1_) 1.4 16V (LA0D, LA1H, IA0W, LA10)	K4J 750	03.99 - 08.03	1390	B	70 kW	1001	36
MEGANE I Classic (LA0/1_) 1.6 16V (LA00, LA04, LA0B, LA11, LA16, LA19, LA1J, LA1K,...)	K4M 700	03.99 - 07.03	1598	B	79 kW	1001	36
MEGANE I Classic (LA0/1_) 1.6 16V (LA00, LA04, LA0B, LA11, LA16, LA19, LA1J, LA1K,...)	K4M 701	03.99 - 07.03	1598	B	79 kW	1001	36
MEGANE I Classic (LA0/1_) 1.6 16V (LA00, LA04, LA0B, LA11, LA16, LA19, LA1J, LA1K,...)	K4M 706	03.99 - 07.03	1598	B	79 kW	1001	36
MEGANE I Classic (LA0/1_) 1.6 16V (LA00, LA04, LA0B, LA11, LA16, LA19, LA1J, LA1K,...)	K4M 708	03.99 - 07.03	1598	B	79 kW	1001	36
MEGANE I Classic (LA0/1_) 1.6 16V (LA00, LA04, LA0B, LA11, LA16, LA19, LA1J, LA1K,...)	K4M 709	03.99 - 07.03	1598	B	79 kW	1001	36
MEGANE I Classic (LA0/1_) 1.6 16V	K4M 706	01.99 - 08.08	1598	B	73 kW	1001	36
MEGANE I Classic (LA0/1_) 1.6 e (LA0F, LA0S)	K7M 702	09.96 - 03.99	1598	B	66 kW	1002	37
MEGANE I Classic (LA0/1_) 1.6 e (LA0F, LA0S)	K7M 703	09.96 - 03.99	1598	B	66 kW	1002	37
MEGANE I Classic (LA0/1_) 1.6 e (LA0F, LA0S)	K7M 790	09.96 - 03.99	1598	B	66 kW	1002	37
MEGANE I Classic (LA0/1_) 1.6 i (LA0L)	K7M 720	09.96 - 03.99	1598	B	55 kW	1002	37
MEGANE I Classic (LA0/1_) 1.6	K7M 704	02.00 - 09.00	1598	B	64 kW	1002	37
MEGANE I Classic (LA0/1_) 1.8 16V (LA06, LA12, LA1A, LA1M, LA1R)	F4P 720	01.01 - 08.03	1783	B	85 kW	1008	62
MEGANE I Classic (LA0/1_) 1.8 16V (LA06, LA12, LA1A, LA1M, LA1R)	F4P 722	01.01 - 08.03	1783	B	85 kW	1008	62
MEGANE I Classic (LA0/1_) 1.9 D (LA0A, LA0U, LA0R)	F8Q 620	09.96 - 08.03	1870	D	47 kW	1005	46
MEGANE I Classic (LA0/1_) 1.9 D (LA0A, LA0U, LA0R)	F8Q 622	09.96 - 08.03	1870	D	47 kW	1005	46
MEGANE I Classic (LA0/1_) 1.9 D (LA0A, LA0U, LA0R)	F8Q 624	09.96 - 08.03	1870	D	47 kW	1005	46
MEGANE I Classic (LA0/1_) 1.9 TDI	F8Q 784	09.96 - 08.03	1870	D	69 kW	1006	51
MEGANE I Classic (LA0/1_) 1.9 TDI	F8Q 786	09.96 - 08.03	1870	D	69 kW	1006	51
MEGANE I Classic (LA0/1_) 1.9 dCi (LA05)	F9Q 732	03.99 - 07.03	1870	D	77 kW	1006	52
MEGANE I Classic (LA0/1_) 1.9 dCi (LA05)	F9Q 733	03.99 - 07.03	1870	D	77 kW	1006	52
MEGANE I Classic (LA0/1_) 1.9 dCi (LA05, LA1F)	F9Q 732	02.01 - 08.03	1870	D	75 kW	1006	52
MEGANE I Classic (LA0/1_) 1.9 dCi (LA05, LA1F)	F9Q 733	02.01 - 08.03	1870	D	75 kW	1006	52
MEGANE I Classic (LA0/1_) 1.9 dCi (LA05, LA1F)	F9Q 738	02.01 - 08.03	1870	D	75 kW	1006	52
MEGANE I Classic (LA0/1_) 1.9 dT (LA0K, LA0Y)	F8Q 784	09.96 - 08.03	1870	D	66 kW	1006	51
MEGANE I Classic (LA0/1_) 1.9 dT (LA0K, LA0Y)	F8Q 786	09.96 - 08.03	1870	D	66 kW	1006	51
MEGANE I Classic (LA0/1_) 1.9 dT	F8Q 784	08.98 - 10.99	1870	D	76 kW	1006	51
MEGANE I Classic (LA0/1_) 1.9 dTi (LA08, LA0N)	F9Q 730	03.97 - 08.08	1870	D	72 kW	1006	52
MEGANE I Classic (LA0/1_) 1.9 dTi (LA08, LA0N)	F9Q 731	03.97 - 08.08	1870	D	72 kW	1006	52
MEGANE I Classic (LA0/1_) 1.9 dTi (LA08, LA0N)	F9Q 734	03.97 - 08.08	1870	D	72 kW	1006	52
MEGANE I Classic (LA0/1_) 1.9 dTi (LA08, LA0N)	F9Q 736	03.97 - 08.08	1870	D	72 kW	1006	52
MEGANE I Classic (LA0/1_) 1.9 dTi (LA1U)	F9Q 744	02.01 - 08.03	1870	D	59 kW	1006	52
MEGANE I Classic (LA0/1_) 2.0 (LA1D)	F4R 740	01.01 - 03.06	1998	B	101 kW	1009	63

			ccm		kw		1 POS
MEGANE I Classic (LA0/1_) 2.0 (LA1D)	F4R 741	01.01 - 03.06	1998	B	101 kW	1009	63
MEGANE I Classic (LA0/1_) 2.0 (LA1D)	F4R 746	01.01 - 03.06	1998	B	101 kW	1009	63
MEGANE I Classic (LA0/1_) 2.0 (LA1D)	F4R 747	01.01 - 03.06	1998	B	101 kW	1009	63
MEGANE I Classic (LA0/1_) 2.0 RT	F4R 747	03.01 - 08.08	1998	B	103 kW	1009	63
MEGANE I Classic (LA0/1_) 2.0 RT	F5R 740	03.01 - 08.08	1998	B	103 kW	1009	63
MEGANE I Classic (LA0/1_) 2.0 i (LA07, LA0G)	F3R 750	09.96 - 08.03	1998	B	84 kW	1007	58
MEGANE I Classic (LA0/1_) 2.0 i (LA07, LA0G)	F3R 751	09.96 - 08.03	1998	B	84 kW	1008	59
MEGANE I Classic (LA0/1_) 2.0 i (LA07, LA0G)	F3R 752	09.96 - 08.03	1998	B	84 kW	1007	58
MEGANE I Classic (LA0/1_) 2.0 i (LA07, LA0G)	F3R 791	09.96 - 08.03	1998	B	84 kW	1008	59
MEGANE I Classic (LA0/1_) 2.0 i (LA07, LA0G)	F3R 796	09.96 - 08.03	1998	B	84 kW	1008	59
MEGANE I Classic (LA0/1_) 2.0 i (LA07, LA0G)	F3R 797	09.96 - 08.03	1998	B	84 kW	1007	58
MEGANE I Classic (LA0/1_) 2.0 i (LA07, LA0G)	F3R 798	09.96 - 08.03	1998	B	84 kW	1007	58
MEGANE I Classic (LA0/1_) 2.0 i (LA0G)	F3R 750	03.99 - 08.03	1998	B	80 kW	1007	58
MEGANE I Classic (LA0/1_) 2.0 i (LA0G)	F3R 751	03.99 - 08.03	1998	B	80 kW	1008	59
MEGANE I Classic (LA0/1_) 2.0 i (LA0G)	F3R 752	03.99 - 08.03	1998	B	80 kW	1007	58
MEGANE I Classic (LA0/1_) 2.0 i (LA0G)	F3R 791	03.99 - 08.03	1998	B	80 kW	1008	59
MEGANE I Classic (LA0/1_) 2.0 i (LA0G)	F3R 796	03.99 - 08.03	1998	B	80 kW	1008	59
MEGANE I Classic (LA0/1_) 2.0 i (LA0G)	F3R 797	03.99 - 08.03	1998	B	80 kW	1007	58
MEGANE I Classic (LA0/1_) 2.0 i (LA0G)	F3R 798	03.99 - 08.03	1998	B	80 kW	1007	58
MEGANE I Classic (LA0/1_) 2.0	F3R 750	08.97 - 09.03	1998	B	85 kW	1007	58
MEGANE I Classic (LA0/1_) 2.0	F3R 752	08.97 - 09.03	1998	B	85 kW	1007	58
MEGANE I Classic (LA0/1_) 2.0	F3R 791	08.97 - 09.03	1998	B	85 kW	1008	59
MEGANE I Classic (LA0/1_) 2.0	F3R 796	08.97 - 09.03	1998	B	85 kW	1008	59
MEGANE I Classic (LA0/1_) 2.0	F3R 797	08.97 - 09.03	1998	B	85 kW	1007	58
MEGANE I Classic (LA0/1_) 2.0	F3R 798	08.97 - 09.03	1998	B	85 kW	1007	58
MEGANE I Coach (DA0/1_) 1.4 16V (DA0D, DA1H, DA0W, DA10)	K4J 700	03.99 - 07.03	1390	B	70 kW	1001	36
MEGANE I Coach (DA0/1_) 1.4 16V (DA0D, DA1H, DA0W, DA10)	K4J 714	03.99 - 07.03	1390	B	70 kW	1001	36
MEGANE I Coach (DA0/1_) 1.4 16V (DA0D, DA1H, DA0W, DA10)	K4J 750	03.99 - 07.03	1390	B	70 kW	1001	36
MEGANE I Coach (DA0/1_) 1.6 16V (DA0B, DA04, DA11)	K4M 700	03.99 - 07.03	1598	B	79 kW	1001	36
MEGANE I Coach (DA0/1_) 1.6 16V (DA0B, DA04, DA11)	K4M 701	03.99 - 07.03	1598	B	79 kW	1001	36
MEGANE I Coach (DA0/1_) 1.6 16V (DA0B, DA04, DA11)	K4M 708	03.99 - 07.03	1598	B	79 kW	1001	36
MEGANE I Coach (DA0/1_) 1.6 16V (DA0B, DA04, DA11)	K4M 709	03.99 - 07.03	1598	B	79 kW	1001	36
MEGANE I Coach (DA0/1_) 1.6 e (DA0F)	K7M 702	03.96 - 03.99	1598	B	66 kW	1002	37
MEGANE I Coach (DA0/1_) 1.6 e (DA0F)	K7M 703	03.96 - 03.99	1598	B	66 kW	1002	37
MEGANE I Coach (DA0/1_) 1.9 DCi	F9Q 732	03.99 - 09.00	1870	D	77 kW	1006	52
MEGANE I Coach (DA0/1_) 1.9 DCi	F9Q 733	03.99 - 09.00	1870	D	77 kW	1006	52
MEGANE I Coach (DA0/1_) 1.9 DCi	F9Q 738	03.99 - 09.00	1870	D	77 kW	1006	52
MEGANE I Coach (DA0/1_) 1.9 dCi (DA05, DA1F)	F9Q 732	02.01 - 08.03	1870	D	75 kW	1006	52
MEGANE I Coach (DA0/1_) 1.9 dCi (DA05, DA1F)	F9Q 733	02.01 - 08.03	1870	D	75 kW	1006	52
MEGANE I Coach (DA0/1_) 1.9 dTi (DA0N)	F9Q 731	03.97 - 02.01	1870	D	72 kW	1006	52
MEGANE I Coach (DA0/1_) 1.9 dTi (DA0N)	F9Q 734	03.97 - 02.01	1870	D	72 kW	1006	52
MEGANE I Coach (DA0/1_) 1.9 dTi (DA0N)	F9Q 736	03.97 - 02.01	1870	D	72 kW	1006	52
MEGANE I Coach (DA0/1_) 2.0 16V (DA0H)	F7R 710	03.96 - 11.99	1998	B	108 kW	1008	59
MEGANE I Coach (DA0/1_) 2.0 16V (DA0H)	F7R 714	03.96 - 11.99	1998	B	108 kW	1008	59
MEGANE I Coach (DA0/1_) 2.0 16V IDE (DA03, DA0P, DA14)	F5R 740	11.99 - 08.03	1998	B	103 kW	1009	63
MEGANE I Coach (DA0/1_) 2.0 16V	F4R 746	01.02 - 08.03	1998	B	102 kW	1009	63
MEGANE I Coach (DA0/1_) 2.0 16V	F7R 714	08.97 - 11.00	1998	B	110 kW	1008	59
MEGANE I Coach (DA0/1_) 2.0 i (DA0G)	F3R 750	03.96 - 08.03	1998	B	84 kW	1007	58
MEGANE I Coach (DA0/1_) 2.0 i (DA0G)	F3R 751	03.96 - 08.03	1998	B	84 kW	1008	59
MEGANE I Coach (DA0/1_) 2.0 i (DA0G)	F3R 798	03.96 - 08.03	1998	B	84 kW	1007	58
MEGANE I Coach (DA0/1_) 2.0 i	F3R 750	03.99 - 08.03	1998	B	80 kW	1007	58
MEGANE I Coach (DA0/1_) 2.0 i	F3R 751	03.99 - 08.03	1998	B	80 kW	1008	59
MEGANE I Coach (DA0/1_) 2.0 i	F3R 791	03.99 - 08.03	1998	B	80 kW	1008	59
MEGANE I Coach (DA0/1_) 2.0 i	F3R 796	03.99 - 08.03	1998	B	80 kW	1008	59
MEGANE I Coach (DA0/1_) 2.0 i	F3R 797	03.99 - 08.03	1998	B	80 kW	1007	58
MEGANE I Coach (DA0/1_) 2.0 i	F3R 798	03.99 - 08.03	1998	B	80 kW	1007	58
MEGANE I Grandtour (KA0/1_) 1.4 16V (KA0D, KA1H, KA0W, KA10)	K4J 714	03.99 - 08.03	1390	B	70 kW	1001	36
MEGANE I Grandtour (KA0/1_) 1.4 16V (KA0D, KA1H, KA0W, KA10)	K4J 750	03.99 - 08.03	1390	B	70 kW	1001	36
MEGANE I Grandtour (KA0/1_) 1.4 e (KA0V)	E7J 626	03.99 - 08.03	1390	B	55 kW	999	22
MEGANE I Grandtour (KA0/1_) 1.6 16V (KA0B, KA04, KA11)	K4M 700	03.99 - 08.03	1598	B	79 kW	1001	36
MEGANE I Grandtour (KA0/1_) 1.6 16V (KA0B, KA04, KA11)	K4M 701	03.99 - 08.03	1598	B	79 kW	1001	36
MEGANE I Grandtour (KA0/1_) 1.6 16V (KA0B, KA04, KA11)	K4M 704	03.99 - 08.03	1598	B	79 kW	1001	36








MEGANE I Grandtour (KA0/1_) 1.6 16V (KA0B, KA04, KA11)	K4M 704	03.99 - 08.03	1598	B	79 kW	1001	36
MEGANE I Grandtour (KA0/1_) 1.6 16V (KA0B, KA04, KA11)	K4M 708	03.99 - 08.03	1598	B	79 kW	1001	36
MEGANE I Grandtour (KA0/1_) 1.6 16V (KA0B, KA04, KA11)	K4M 709	03.99 - 08.03	1598	B	79 kW	1001	36
MEGANE I Grandtour (KA0/1_) 1.6 16V (KA0B, KA04, KA11)	K4M 712	03.99 - 08.03	1598	B	79 kW	1001	36
MEGANE I Grandtour (KA0/1_) 1.6 Bifuel	K4M 704	03.99 - 09.00	1598	B/G	80 kW	1001	36
MEGANE I Grandtour (KA0/1_) 1.6 e (KA0F)	K7M 702	03.99 - 08.03	1598	B	66 kW	1002	37
MEGANE I Grandtour (KA0/1_) 1.6 e (KA0F)	K7M 703	03.99 - 08.03	1598	B	66 kW	1002	37
MEGANE I Grandtour (KA0/1_) 1.8 16V (KA0S, KA12, KA1A, KA1M, KA1R)	F4P 720	01.01 - 08.03	1783	B	85 kW	1008	62
MEGANE I Grandtour (KA0/1_) 1.8 16V (KA0S, KA12, KA1A, KA1M, KA1R)	F4P 722	01.01 - 08.03	1783	B	85 kW	1008	62
MEGANE I Grandtour (KA0/1_) 1.9 D (KA0J, KA0R)	F8Q 622	04.99 - 08.03	1870	D	47 kW	1005	46
MEGANE I Grandtour (KA0/1_) 1.9 D (KA0J, KA0R)	F8Q 790	04.99 - 08.03	1870	D	47 kW	1005	46
MEGANE I Grandtour (KA0/1_) 1.9 dCi (KA05, KA1F)	F9Q 732	02.01 - 08.03	1870	D	75 kW	1006	52
MEGANE I Grandtour (KA0/1_) 1.9 dCi (KA05, KA1F)	F9Q 733	02.01 - 08.03	1870	D	75 kW	1006	52
MEGANE I Grandtour (KA0/1_) 1.9 dCi (KA05, KA1F)	F9Q 738	02.01 - 08.03	1870	D	75 kW	1006	52
MEGANE I Grandtour (KA0/1_) 1.9 dCi	F9Q 732	03.99 - 09.00	1870	D	77 kW	1006	52
MEGANE I Grandtour (KA0/1_) 1.9 dTi (KA0N)	F9Q 731	03.99 - 02.01	1870	D	72 kW	1006	52
MEGANE I Grandtour (KA0/1_) 1.9 dTi (KA0N)	F9Q 736	03.99 - 02.01	1870	D	72 kW	1006	52
MEGANE I Grandtour (KA0/1_) 1.9 dTi (KA1U)	F9Q 744	02.01 - 08.03	1870	D	59 kW	1006	52
MEGANE I Hatchback Van (SA0/1_) 1.9 (SA0U, SA0R, SA0A)	F8Q 620	08.95 - 09.00	1870	D	47 kW	1005	46
MEGANE I Hatchback Van (SA0/1_) 1.9 (SA0U, SA0R, SA0A)	F8Q 622	08.95 - 09.00	1870	D	47 kW	1005	46
MEGANE I Hatchback Van (SA0/1_) 1.9 (SA0U, SA0R, SA0A)	F8Q 624	08.95 - 09.00	1870	D	47 kW	1005	46
MEGANE I Hatchback Van (SA0/1_) 1.9 dCi	F9Q 738	10.00 - 07.03	1870	D	59 kW	1006	52
MEGANE II (BM0/1_ CM0/1_) 1.4 16V (BM0B, CM0B)	K4J 730	11.02 - 02.08	1390	B	72 kW	1001	36
MEGANE II (BM0/1_ CM0/1_) 1.4 16V (BM0B, CM0B)	K4J 740	11.02 - 02.08	1390	B	72 kW	1002	38
MEGANE II (BM0/1_ CM0/1_) 1.4 16V	K4J 732	10.03 - 02.08	1390	B	60 kW	1001	36
MEGANE II (BM0/1_ CM0/1_) 1.5 dCi (BM02, BM13, BM2A, CM02, CM13)	K9K 728	10.03 - 02.08	1461	D	74 kW	999	25
MEGANE II (BM0/1_ CM0/1_) 1.5 dCi (BM02, BM13, BM2A, CM02, CM13)	K9K 729	10.03 - 02.08	1461	D	74 kW	999	25
MEGANE II (BM0/1_ CM0/1_) 1.5 dCi (BM0F, BM0T, BM2B, CM0F, CM0T)	K9K 722	09.02 - 02.08	1461	D	60 kW	999	25
MEGANE II (BM0/1_ CM0/1_) 1.5 dCi (BM16, CM16)	K9K 734	01.07 - 03.09	1461	D	76 kW	999	25
MEGANE II (BM0/1_ CM0/1_) 1.5 dCi (BM1E, CM1E)	K9K 732	05.05 - 06.08	1461	D	78 kW	999	25
MEGANE II (BM0/1_ CM0/1_) 1.5 dCi (BM1E, CM1E)	K9K 734	05.05 - 06.08	1461	D	78 kW	999	25
MEGANE II (BM0/1_ CM0/1_) 1.5 dCi (BM1F, CM1F)	K9K 724	05.05 - 02.08	1461	D	63 kW	999	25
MEGANE II (BM0/1_ CM0/1_) 1.6 16V (BM0C, CM0C)	K4M 760	11.02 - 02.08	1598	B	83 kW	1001	36
MEGANE II (BM0/1_ CM0/1_) 1.6 16V	K4M 760	01.06 - 06.08	1598	B	82 kW	1001	36
MEGANE II (BM0/1_ CM0/1_) 1.6 16V	K4M 812	01.06 - 06.08	1598	B	82 kW	1002	38
MEGANE II (BM0/1_ CM0/1_) 1.6 16V	K4M 813	01.06 - 06.08	1598	B	82 kW	1002	38
MEGANE II (BM0/1_ CM0/1_) 1.6 Bifuel	K4M 788	06.05 - 02.08	1598	B/G	77 kW	1002	38
MEGANE II (BM0/1_ CM0/1_) 1.6 Flex-Fuel	K4M 788	01.07 - 02.08	1598	B/E	77 kW	1002	38
MEGANE II (BM0/1_ CM0/1_) 1.6	K4M 788	06.05 - 02.08	1598	B	77 kW	1002	38
MEGANE II (BM0/1_ CM0/1_) 1.9 dCi (BM0G, CM0G)	F9Q 800	11.02 - 11.08	1870	D	88 kW	1006	52
MEGANE II (BM0/1_ CM0/1_) 1.9 dCi	F9Q 800	11.02 - 02.08	1870	D	85 kW	1006	52
MEGANE II (BM0/1_ CM0/1_) 1.9 dCi	F9Q 803	05.05 - 10.12	1870	D	96 kW	1006	52
MEGANE II (BM0/1_ CM0/1_) 1.9 dCi	F9Q 803	11.02 - 02.08	1870	D	85 kW	1006	52
MEGANE II (BM0/1_ CM0/1_) 1.9 dCi	F9Q 804	05.05 - 10.12	1870	D	96 kW	1006	52
MEGANE II (BM0/1_ CM0/1_) 1.9 dCi	F9Q 804	05.05 - 02.08	1870	D	81 kW	1006	52
MEGANE II (BM0/1_ CM0/1_) 1.9 dCi	F9Q 804	11.02 - 02.08	1870	D	85 kW	1006	52
MEGANE II (BM0/1_ CM0/1_) 1.9 dCi	F9Q 808	03.04 - 08.06	1870	D	68 kW	1006	52
MEGANE II (BM0/1_ CM0/1_) 1.9 dCi	F9Q 808	11.02 - 12.05	1870	D	66 kW	1006	52
MEGANE II (BM0/1_ CM0/1_) 1.9 dCi	F9Q 816	05.05 - 10.12	1870	D	96 kW	1006	52
MEGANE II (BM0/1_ CM0/1_) 1.9 dCi	F9Q 816	11.02 - 02.08	1870	D	85 kW	1006	52
MEGANE II (BM0/1_ CM0/1_) 1.9 dCi	F9Q 818	05.05 - 10.12	1870	D	96 kW	1006	52
MEGANE II (BM0/1_ CM0/1_) 1.9 dCi	F9Q 818	05.05 - 02.08	1870	D	81 kW	1006	52
MEGANE II (BM0/1_ CM0/1_) 1.9 dCi	F9Q 818	11.02 - 02.08	1870	D	85 kW	1006	52
MEGANE II (BM0/1_ CM0/1_) 2.0 16V (BM0U, CM0U)	F4R 770	11.02 - 12.09	1998	B	99 kW	1009	63
MEGANE II (BM0/1_ CM0/1_) 2.0 16V Turbo	F4R 776	05.04 - 02.08	1998	B	120 kW	1009	63
MEGANE II (BM0/1_ CM0/1_) 2.0 16V Turbo	F4R 776	01.09 - 12.09	1998	B	123 kW	1009	63
MEGANE II (BM0/1_ CM0/1_) 2.0 Renault Sport	F4R 774	05.04 - 10.09	1998	B	165 kW	1009	63
MEGANE II (BM0/1_ CM0/1_) 2.0 Renault Sport	F4Rt 774	05.04 - 10.09	1998	B	165 kW	1009	63
MEGANE II (BM0/1_ CM0/1_) 2.0 dCi (BM1K, CM1K)	M9R 700	09.05 - 02.08	1995	D	110 kW	1010	68
MEGANE II (BM0/1_ CM0/1_) 2.0 dCi (BM1K, CM1K)	M9R 722	09.05 - 02.08	1995	D	110 kW	1010	68
MEGANE II (BM0/1_ CM0/1_) 2.0 dCi	M9R 724	01.07 - 02.08	1995	D	127 kW	1010	68
MEGANE II (BM0/1_ CM0/1_) 2.0	F4R 770	09.03 - 12.09	1998	B	103 kW	1009	63








			ccm		kw		1 POS
MEGANE II (BM0/1_, CM0/1_) 2.0	F4R 771	09.03 - 12.09	1998	B	103 kW	1009	63
MEGANE II (BM0/1_, CM0/1_) 2.0	F4R 774	08.06 - 02.08	1998	B	169 kW	1009	63
MEGANE II (BM0/1_, CM0/1_) 2.0	F5R 740	09.03 - 12.09	1998	B	103 kW	1009	63
MEGANE II Coupé-Cabriolet (EM0/1_) 1.5 dCi (EM16)	K9K 734	01.07 - 06.09	1461	D	76 kW	999	25
MEGANE II Coupé-Cabriolet (EM0/1_) 1.5 dCi (EM1E)	K9K 732	03.06 - 01.09	1461	D	78 kW	999	25
MEGANE II Coupé-Cabriolet (EM0/1_) 1.6 16V	K4M 760	01.06 - 06.08	1598	B	82 kW	1001	36
MEGANE II Coupé-Cabriolet (EM0/1_) 1.6 16V	K4M 761	01.06 - 06.08	1598	B	82 kW	1001	36
MEGANE II Coupé-Cabriolet (EM0/1_) 1.6 16V	K4M 812	01.06 - 06.08	1598	B	82 kW	1002	38
MEGANE II Coupé-Cabriolet (EM0/1_) 1.6 16V	K4M 813	01.06 - 06.08	1598	B	82 kW	1002	38
MEGANE II Coupé-Cabriolet (EM0/1_) 1.6	K4M 760	09.03 - 03.09	1598	B	83 kW	1001	36
MEGANE II Coupé-Cabriolet (EM0/1_) 1.6	K4M 761	09.03 - 03.09	1598	B	83 kW	1001	36
MEGANE II Coupé-Cabriolet (EM0/1_) 1.6	K4M 788	06.05 - 03.09	1598	B	77 kW	1002	38
MEGANE II Coupé-Cabriolet (EM0/1_) 1.9 dCi	F9Q 800	09.03 - 03.09	1870	D	88 kW	1006	52
MEGANE II Coupé-Cabriolet (EM0/1_) 1.9 dCi	F9Q 800	09.03 - 03.09	1870	D	85 kW	1006	52
MEGANE II Coupé-Cabriolet (EM0/1_) 1.9 dCi	F9Q 803	05.05 - 02.07	1870	D	96 kW	1006	52
MEGANE II Coupé-Cabriolet (EM0/1_) 1.9 dCi	F9Q 803	09.03 - 03.09	1870	D	85 kW	1006	52
MEGANE II Coupé-Cabriolet (EM0/1_) 1.9 dCi	F9Q 804	05.05 - 02.07	1870	D	96 kW	1006	52
MEGANE II Coupé-Cabriolet (EM0/1_) 1.9 dCi	F9Q 804	05.05 - 03.09	1870	D	81 kW	1006	52
MEGANE II Coupé-Cabriolet (EM0/1_) 1.9 dCi	F9Q 804	09.03 - 03.09	1870	D	85 kW	1006	52
MEGANE II Coupé-Cabriolet (EM0/1_) 1.9 dCi	F9Q 816	05.05 - 03.09	1870	D	81 kW	1006	52
MEGANE II Coupé-Cabriolet (EM0/1_) 1.9 dCi	F9Q 816	09.03 - 03.09	1870	D	85 kW	1006	52
MEGANE II Coupé-Cabriolet (EM0/1_) 1.9 dCi	F9Q 818	05.05 - 03.09	1870	D	81 kW	1006	52
MEGANE II Coupé-Cabriolet (EM0/1_) 1.9 dCi	F9Q 818	09.03 - 03.09	1870	D	85 kW	1006	52
MEGANE II Coupé-Cabriolet (EM0/1_) 2.0 (EM0S)	F4R 770	09.03 - 03.10	1998	B	102 kW	1009	63
MEGANE II Coupé-Cabriolet (EM0/1_) 2.0 (EM0S)	F4R 771	09.03 - 03.10	1998	B	102 kW	1009	63
MEGANE II Coupé-Cabriolet (EM0/1_) 2.0 16V Turbo	F4R 776	05.04 - 03.09	1998	B	120 kW	1009	63
MEGANE II Coupé-Cabriolet (EM0/1_) 2.0 dCi	M9R 700	09.05 - 03.09	1995	D	110 kW	1010	68
MEGANE II Coupé-Cabriolet (EM0/1_) 2.0 dCi	M9R 722	09.05 - 03.09	1995	D	110 kW	1010	68
MEGANE II Coupé-Cabriolet (EM0/1_) 2.0	F4R 770	09.03 - 03.10	1998	B	99 kW	1009	63
MEGANE II Coupé-Cabriolet (EM0/1_) 2.0	F4R 771	09.03 - 03.10	1998	B	99 kW	1009	63
MEGANE II Hatchback Van (KM0/2_) 1.5 dCi	K9K 722	08.03 - 02.08	1461	D	60 kW	999	25
MEGANE II Hatchback Van (KM0/2_) 1.5 dCi	K9K 724	04.05 - 02.08	1461	D	63 kW	999	25
MEGANE II Hatchback Van (KM0/2_) 1.5 dCi	K9K 728	08.03 - 02.08	1461	D	74 kW	999	25
MEGANE II Hatchback Van (KM0/2_) 1.5 dCi	K9K 732	05.05 - 02.08	1461	D	78 kW	999	25
MEGANE II Hatchback Van (KM0/2_) 1.5 dCi	K9K 734	01.07 - 03.09	1461	D	76 kW	999	25
MEGANE II Kasten/Kombi (KM_) 1.5 dCi (KM02)	K9K 728	08.03 - 07.09	1461	D	74 kW	999	25
MEGANE II Kasten/Kombi (KM_) 1.5 dCi (KM0F)	K9K 722	08.03 - 07.09	1461	D	60 kW	999	25
MEGANE II Kasten/Kombi (KM_) 1.5 dCi (KM1E)	K9K 732	08.03 - 07.09	1461	D	78 kW	999	25
MEGANE II Kasten/Kombi (KM_) 1.5 dCi (KM1F)	K9K 724	05.05 - 07.09	1461	D	63 kW	999	25
MEGANE II Kasten/Kombi (KM_) 1.6 (KM0C)	K4M 760	10.03 - 01.08	1598	B	82 kW	1001	36
MEGANE II Kasten/Kombi (KM_) 1.6 (KM0C)	K4M 812	10.03 - 01.08	1598	B	82 kW	1002	38
MEGANE II Kasten/Kombi (KM_) 1.9 dCi (KM14)	F9Q E 804	02.06 - 10.06	1870	D	96 kW	1006	52
MEGANE II Kombi (KM0/1_) 1.4	K4J 730	08.03 - 07.09	1390	B	72 kW	1001	36
MEGANE II Kombi (KM0/1_) 1.4	K4J 740	08.03 - 07.09	1390	B	72 kW	1002	38
MEGANE II Kombi (KM0/1_) 1.5 dCi (KM02, KM13)	K9K 728	02.04 - 11.10	1461	D	74 kW	999	25
MEGANE II Kombi (KM0/1_) 1.5 dCi (KM02, KM13)	K9K 729	02.04 - 11.10	1461	D	74 kW	999	25
MEGANE II Kombi (KM0/1_) 1.5 dCi (KM0F, KM0T, KM2B)	K9K 722	08.03 - 05.06	1461	D	60 kW	999	25
MEGANE II Kombi (KM0/1_) 1.5 dCi (KM16)	K9K 728	01.07 - 07.09	1461	D	76 kW	999	25
MEGANE II Kombi (KM0/1_) 1.5 dCi (KM16)	K9K 734	01.07 - 07.09	1461	D	76 kW	999	25
MEGANE II Kombi (KM0/1_) 1.5 dCi (KM16, KM1E)	K9K 732	05.05 - 06.08	1461	D	78 kW	999	25
MEGANE II Kombi (KM0/1_) 1.5 dCi (KM16, KM1E)	K9K 734	05.05 - 06.08	1461	D	78 kW	999	25
MEGANE II Kombi (KM0/1_) 1.5 dCi (KM1F)	K9K 724	05.05 - 07.09	1461	D	63 kW	999	25
MEGANE II Kombi (KM0/1_) 1.6 16V Hi-Flex	K4M 856	02.08 - 07.09	1598	B/E	77 kW	1002	38
MEGANE II Kombi (KM0/1_) 1.6 16V	K4M 760	01.06 - 08.09	1598	B	82 kW	1001	36
MEGANE II Kombi (KM0/1_) 1.6 16V	K4M 761	01.06 - 08.09	1598	B	82 kW	1001	36
MEGANE II Kombi (KM0/1_) 1.6 16V	K4M 762	05.05 - 07.09	1598	B	77 kW	1001	36
MEGANE II Kombi (KM0/1_) 1.6 16V	K4M 762	05.06 - 10.11	1598	B	81 kW	1001	36
MEGANE II Kombi (KM0/1_) 1.6 16V	K4M 768	05.05 - 07.09	1598	B	75 kW	1002	38
MEGANE II Kombi (KM0/1_) 1.6 16V	K4M 812	01.06 - 08.09	1598	B	82 kW	1002	38
MEGANE II Kombi (KM0/1_) 1.6 16V	K4M 813	01.06 - 08.09	1598	B	82 kW	1002	38
MEGANE II Kombi (KM0/1_) 1.6 Flex (KM2E, KM2M, KM24, KM26)	K4M 768	11.06 - 08.12	1598	B/E	85 kW	1002	38
MEGANE II Kombi (KM0/1_) 1.6 LPG 16V	K4M 760	01.06 - 08.09	1598	B/G	82 kW	1001	36








MEGANE II Kombi (KM0/1_) 1.6	K4M 760	08.03 - 07.09	1598	B	83 kW	1001	36
MEGANE II Kombi (KM0/1_) 1.6	K4M 761	08.03 - 07.09	1598	B	83 kW	1001	36
MEGANE II Kombi (KM0/1_) 1.9 dCi (KMRG, KM1G, KM0G, KM2C)	F9Q 800	08.03 - 07.09	1870	D	88 kW	1006	52
MEGANE II Kombi (KM0/1_) 1.9 dCi	F9Q 803	05.05 - 07.09	1870	D	96 kW	1006	52
MEGANE II Kombi (KM0/1_) 1.9 dCi	F9Q 804	05.05 - 07.09	1870	D	96 kW	1006	52
MEGANE II Kombi (KM0/1_) 1.9 dCi	F9Q 804	05.05 - 07.09	1870	D	81 kW	1006	52
MEGANE II Kombi (KM0/1_) 1.9 dCi	F9Q 808	03.04 - 02.07	1870	D	68 kW	1006	52
MEGANE II Kombi (KM0/1_) 1.9 dCi	F9Q 808	04.04 - 12.05	1870	D	66 kW	1006	52
MEGANE II Kombi (KM0/1_) 1.9 dCi	F9Q 818	05.05 - 07.09	1870	D	85 kW	1006	52
MEGANE II Kombi (KM0/1_) 1.9 dCi	F9Q 818	05.05 - 07.09	1870	D	81 kW	1006	52
MEGANE II Kombi (KM0/1_) 2.0 (KM0S, KM2N, KM23)	F4R 770	02.05 - 10.11	1998	B	102 kW	1009	63
MEGANE II Kombi (KM0/1_) 2.0 (KM0S, KM2N, KM23)	F4R 771	02.05 - 10.11	1998	B	102 kW	1009	63
MEGANE II Kombi (KM0/1_) 2.0 dCi	M9R 700	09.05 - 07.09	1995	D	110 kW	1010	68
MEGANE II Kombi (KM0/1_) 2.0 dCi	M9R 722	09.05 - 07.09	1995	D	110 kW	1010	68
MEGANE II Kombi (KM0/1_) 2.0	F4R 770	08.03 - 07.09	1998	B	99 kW	1009	63
MEGANE II Kombi (KM0/1_) 2.0	F4R 771	08.03 - 07.09	1998	B	99 kW	1009	63
MEGANE II Stufenheck (LM0/1_) 1.4	K4J 730	09.03	1390	B	72 kW	1001	36
MEGANE II Stufenheck (LM0/1_) 1.4	K4J 732	09.03	1390	B	60 kW	1001	36
MEGANE II Stufenheck (LM0/1_) 1.4	K4J 740	09.03	1390	B	72 kW	1002	38
MEGANE II Stufenheck (LM0/1_) 1.5 dCi (LM02, LM13, LM2A)	K9K 728	02.04 - 12.10	1461	D	74 kW	999	25
MEGANE II Stufenheck (LM0/1_) 1.5 dCi (LM02, LM13, LM2A)	K9K 729	02.04 - 12.10	1461	D	74 kW	999	25
MEGANE II Stufenheck (LM0/1_) 1.5 dCi (LM0F, LM0T, LM2B)	K9K 722	08.03 - 12.10	1461	D	60 kW	999	25
MEGANE II Stufenheck (LM0/1_) 1.5 dCi (LM16)	K9K 734	10.03 - 12.10	1461	D	76 kW	999	25
MEGANE II Stufenheck (LM0/1_) 1.5 dCi (LM1E)	K9K 732	05.05 - 12.10	1461	D	78 kW	999	25
MEGANE II Stufenheck (LM0/1_) 1.5 dCi (LM1F)	K9K 724	05.05 - 12.10	1461	D	63 kW	999	25
MEGANE II Stufenheck (LM0/1_) 1.6 16V (LM1R, LM0C)	K4M 760	01.06	1598	B	82 kW	1001	36
MEGANE II Stufenheck (LM0/1_) 1.6 16V (LM1R, LM0C)	K4M 761	01.06	1598	B	82 kW	1001	36
MEGANE II Stufenheck (LM0/1_) 1.6 16V (LM1R, LM0C)	K4M 812	01.06	1598	B	82 kW	1002	38
MEGANE II Stufenheck (LM0/1_) 1.6 16V (LM1R, LM0C)	K4M 813	01.06	1598	B	82 kW	1002	38
MEGANE II Stufenheck (LM0/1_) 1.6 Hi-Flex (LM2E, LM2M, LM24)	K4M 766	03.06	1598	B/E	85 kW	1001	36
MEGANE II Stufenheck (LM0/1_) 1.6 Hi-Flex (LM2E, LM2M, LM24)	K4M 768	03.06	1598	B/E	85 kW	1002	38
MEGANE II Stufenheck (LM0/1_) 1.6 Hi-Flex (LM2E, LM2M, LM24)	K4M 812	03.06	1598	B/E	85 kW	1002	38
MEGANE II Stufenheck (LM0/1_) 1.6	K4M 760	09.03	1598	B	83 kW	1001	36
MEGANE II Stufenheck (LM0/1_) 1.6	K4M 760	09.03 - 10.11	1598	B	81 kW	1001	36
MEGANE II Stufenheck (LM0/1_) 1.6	K4M 761	09.03	1598	B	83 kW	1001	36
MEGANE II Stufenheck (LM0/1_) 1.6	K4M 761	09.03 - 10.11	1598	B	81 kW	1001	36
MEGANE II Stufenheck (LM0/1_) 1.6	K4M 762	05.05	1598	B	77 kW	1001	36
MEGANE II Stufenheck (LM0/1_) 1.6	K4M 768	09.03	1598	B	75 kW	1002	38
MEGANE II Stufenheck (LM0/1_) 1.6	K4M 812	09.07 - 12.10	1598	B	80 kW	1002	38
MEGANE II Stufenheck (LM0/1_) 1.9 dCi (LM0G, LM1G, LM2C)	F9Q 800	09.03	1870	D	88 kW	1006	52
MEGANE II Stufenheck (LM0/1_) 1.9 dCi (LM14, LM1D)	F9Q 803	05.05	1870	D	81 kW	1006	52
MEGANE II Stufenheck (LM0/1_) 1.9 dCi (LM14, LM1D)	F9Q 804	05.05	1870	D	81 kW	1006	52
MEGANE II Stufenheck (LM0/1_) 1.9 dCi (LM14, LM1D)	F9Q 816	05.05	1870	D	81 kW	1006	52
MEGANE II Stufenheck (LM0/1_) 1.9 dCi (LM14, LM1D)	F9Q 818	05.05	1870	D	81 kW	1006	52
MEGANE II Stufenheck (LM0/1_) 1.9 dCi	F9Q 803	05.05	1870	D	96 kW	1006	52
MEGANE II Stufenheck (LM0/1_) 1.9 dCi	F9Q 804	05.05	1870	D	96 kW	1006	52
MEGANE II Stufenheck (LM0/1_) 1.9 dCi	F9Q 808	03.04	1870	D	68 kW	1006	52
MEGANE II Stufenheck (LM0/1_) 1.9 dCi	F9Q 808	09.03 - 12.05	1870	D	66 kW	1006	52
MEGANE II Stufenheck (LM0/1_) 2.0 (LM0S, LM2G, LM2N, LM23)	F4R 770	06.06 - 12.10	1998	B	102 kW	1009	63
MEGANE II Stufenheck (LM0/1_) 2.0 (LM0S, LM2G, LM2N, LM23)	F4R 771	06.06 - 12.10	1998	B	102 kW	1009	63
MEGANE II Stufenheck (LM0/1_) 2.0 dCi	M9R 700	09.05	1995	D	110 kW	1010	68
MEGANE II Stufenheck (LM0/1_) 2.0 dCi	M9R 722	09.05	1995	D	110 kW	1010	68
MEGANE II Stufenheck (LM0/1_) 2.0	F4R 770	09.03	1998	B	99 kW	1009	63
MEGANE II Stufenheck (LM0/1_) 2.0	F4R 770	09.03 - 12.10	1998	B	103 kW	1009	63
MEGANE II Stufenheck (LM0/1_) 2.0	F4R 770	02.05 - 10.11	1998	B	101 kW	1009	63
MEGANE II Stufenheck (LM0/1_) 2.0	F4R 771	09.03	1998	B	99 kW	1009	63
MEGANE III Combi Van (KZ0/1) 1.5 dCi (KZ1A)	K9K 834	03.10 - 08.15	1461	D	66 kW	999	25
MEGANE III Combi Van (KZ0/1) 1.5 dCi	K9K 830	03.10 - 08.15	1461	D	63 kW	999	25
MEGANE III Combi Van (KZ0/1) 1.5 dCi	K9K 832	03.10 - 08.15	1461	D	78 kW	999	25
MEGANE III Combi Van (KZ0/1) 1.5 dCi	K9K 836	01.09 - 08.15	1461	D	81 kW	999	25
MEGANE III Combi Van (KZ0/1) 1.5 dCi	K9K 837	01.09 - 08.15	1461	D	81 kW	999	25
MEGANE III Coupe (DZ0/1_) 1.2 TCe (DZ16, DZ28)	H5F 404	01.13 - 08.15	1197	B	97 kW	997	14

			ccm		kw		1 POS
MEGANE III Coupe (DZ0/1_) 1.2 TCe (DZ16, DZ28)	H5F 405	01.13 - 08.15	1197	B	97 kW	997	14
MEGANE III Coupe (DZ0/1_) 1.2 TCe (DZ16, DZ28)	H5F 412	01.13 - 08.15	1197	B	97 kW	997	14
MEGANE III Coupe (DZ0/1_) 1.2 TCe (DZ2B, DZ11)	H5F 400	03.12 - 08.15	1197	B	85 kW	997	14
MEGANE III Coupe (DZ0/1_) 1.2 TCe (DZ2B, DZ11)	H5F 408	03.12 - 08.15	1197	B	85 kW	997	14
MEGANE III Coupe (DZ0/1_) 1.5 dCi (DZ09, DZ0D, DZ1F, DZ1G, DZ14, DZ29)	K9K 636	02.09 - 08.15	1461	D	81 kW	999	25
MEGANE III Coupe (DZ0/1_) 1.5 dCi (DZ09, DZ0D, DZ1F, DZ1G, DZ14, DZ29)	K9K 656	02.09 - 08.15	1461	D	81 kW	999	25
MEGANE III Coupe (DZ0/1_) 1.5 dCi (DZ09, DZ0D, DZ1F, DZ1G, DZ14, DZ29)	K9K 836	02.09 - 08.15	1461	D	81 kW	999	25
MEGANE III Coupe (DZ0/1_) 1.5 dCi (DZ09, DZ0D, DZ1F, DZ1G, DZ14, DZ29)	K9K 837	02.09 - 08.15	1461	D	81 kW	999	25
MEGANE III Coupe (DZ0/1_) 1.5 dCi (DZ09, DZ0D, DZ1F, DZ1G, DZ14, DZ29)	K9K 846	02.09 - 08.15	1461	D	81 kW	999	25
MEGANE III Coupe (DZ0/1_) 1.5 dCi (DZ0A)	K9K 830	11.08 - 08.15	1461	D	63 kW	999	25
MEGANE III Coupe (DZ0/1_) 1.5 dCi (DZ0B)	K9K 832	02.09	1461	D	78 kW	999	25
MEGANE III Coupe (DZ0/1_) 1.5 dCi (DZ0C, DZ1A)	K9K 834	11.08 - 08.15	1461	D	66 kW	999	25
MEGANE III Coupe (DZ0/1_) 1.5 dCi	K9K 846	07.14	1461	D	70 kW	999	25
MEGANE III Coupe (DZ0/1_) 1.6 16V (DZ0H)	K4M 848	11.08	1598	B	74 kW	1002	38
MEGANE III Coupe (DZ0/1_) 1.6 16V (DZ0U, DZ1B, DZ1H)	K4M 858	11.08 - 08.15	1598	B	81 kW	1002	38
MEGANE III Coupe (DZ0/1_) 1.6 16V Bifuel (DZ03, DZ1Y)	K4M 866	11.08	1598	B/G	81 kW	1002	38
MEGANE III Coupe (DZ0/1_) 1.6 dCi (DZ00, DZ12, DZ2A, DZ13)	R9M 402	04.11 - 08.15	1598	D	96 kW	1006	54
MEGANE III Coupe (DZ0/1_) 1.6 dCi (DZ00, DZ12, DZ2A, DZ13)	R9M 404	04.11 - 08.15	1598	D	96 kW	1006	54
MEGANE III Coupe (DZ0/1_) 1.6 dCi (DZ00, DZ12, DZ2A, DZ13)	R9M 414	04.11 - 08.15	1598	D	96 kW	1005	48
MEGANE III Coupe (DZ0/1_) 1.9 dCi (DZ0N, DZ0J, DZ1J, DZ1K)	F9Q 870	11.08 - 08.15	1870	D	96 kW	1006	52
MEGANE III Coupe (DZ0/1_) 1.9 dCi (DZ0N, DZ0J, DZ1J, DZ1K)	F9Q 872	11.08 - 08.15	1870	D	96 kW	1006	52
MEGANE III Coupe (DZ0/1_) 2.0 R.S.	F4R 874	11.08	1998	B	195 kW	1009	63
MEGANE III Coupe (DZ0/1_) 2.0 R.S.	F4R 874	07.14	1998	B	201 kW	1009	63
MEGANE III Coupe (DZ0/1_) 2.0 TCe (DZ0K)	F4R 870	11.08 - 08.15	1998	B	132 kW	1009	63
MEGANE III Coupe (DZ0/1_) 2.0 TCe (DZ1N)	F4R 874	05.09	1998	B	184 kW	1009	63
MEGANE III Coupe (DZ0/1_) 2.0 TCe 220	F4R 874	11.13	1998	B	162 kW	1009	63
MEGANE III Coupe (DZ0/1_) 2.0 TCe	F4R 872	06.12	1998	B	140 kW	1009	63
MEGANE III Coupe (DZ0/1_) 2.0 dCi (DZ0L)	M9R 810	04.09 - 08.15	1995	D	118 kW	1010	68
MEGANE III Coupe (DZ0/1_) 2.0 dCi (DZ0Y)	M9R 615	04.09	1995	D	110 kW	1010	68
MEGANE III Coupe (DZ0/1_) 2.0 dCi	M9R 610	07.12	1995	D	120 kW	1010	68
MEGANE III Grandtour (KZ0/1) 1.2 TCe (KZ16, KZ28)	H5F 404	01.13	1197	B	97 kW	997	14
MEGANE III Grandtour (KZ0/1) 1.2 TCe (KZ16, KZ28)	H5F 405	01.13	1197	B	97 kW	997	14
MEGANE III Grandtour (KZ0/1) 1.2 TCe (KZ16, KZ28)	H5F 412	01.13	1197	B	97 kW	997	14
MEGANE III Grandtour (KZ0/1) 1.2 TCe (KZ2B, KZ11)	H5F 400	03.12	1197	B	85 kW	997	14
MEGANE III Grandtour (KZ0/1) 1.2 TCe (KZ2B, KZ11)	H5F 408	03.12	1197	B	85 kW	997	14
MEGANE III Grandtour (KZ0/1) 1.5 dCi (KZ09, KZ0D, KZ1G, KZ29, KZ14, KZ1W, KZ10, KZ1F,...	K9K 636	02.09 - 08.15	1461	D	81 kW	999	25
MEGANE III Grandtour (KZ0/1) 1.5 dCi (KZ09, KZ0D, KZ1G, KZ29, KZ14, KZ1W, KZ10, KZ1F,...	K9K 656	02.09 - 08.15	1461	D	81 kW	999	25
MEGANE III Grandtour (KZ0/1) 1.5 dCi (KZ09, KZ0D, KZ1G, KZ29, KZ14, KZ1W, KZ10, KZ1F,...	K9K 657	02.09 - 08.15	1461	D	81 kW	999	25
MEGANE III Grandtour (KZ0/1) 1.5 dCi (KZ09, KZ0D, KZ1G, KZ29, KZ14, KZ1W, KZ10, KZ1F,...	K9K 836	02.09 - 08.15	1461	D	81 kW	999	25
MEGANE III Grandtour (KZ0/1) 1.5 dCi (KZ09, KZ0D, KZ1G, KZ29, KZ14, KZ1W, KZ10, KZ1F,...	K9K 837	02.09 - 08.15	1461	D	81 kW	999	25
MEGANE III Grandtour (KZ0/1) 1.5 dCi (KZ09, KZ0D, KZ1G, KZ29, KZ14, KZ1W, KZ10, KZ1F,...	K9K 846	02.09 - 08.15	1461	D	81 kW	999	25
MEGANE III Grandtour (KZ0/1) 1.5 dCi (KZ0C, KZ1A)	K9K 834	05.09	1461	D	66 kW	999	25
MEGANE III Grandtour (KZ0/1) 1.5 dCi (KZ1G, KZ1W, KZ0R)	K9K 846	11.13	1461	D	70 kW	999	25
MEGANE III Grandtour (KZ0/1) 1.5 dCi (KZ1M, KZ1W, KZ0R)	K9K 832	02.09	1461	D	78 kW	999	25
MEGANE III Grandtour (KZ0/1) 1.5 dCi (KZ1M, KZ1W, KZ0R)	K9K 836	02.09	1461	D	78 kW	999	25
MEGANE III Grandtour (KZ0/1) 1.5 dCi (KZ1M, KZ1W, KZ0R)	K9K 846	02.09	1461	D	78 kW	999	25
MEGANE III Grandtour (KZ0/1) 1.5 dCi	K9K 830	03.09	1461	D	63 kW	999	25
MEGANE III Grandtour (KZ0/1) 1.6 16V (KZ0H)	K4M 848	05.09	1598	B	74 kW	1002	38
MEGANE III Grandtour (KZ0/1) 1.6 16V (KZ0U, KZ1B, KZ1U)	K4M 858	05.09	1598	B	81 kW	1002	38
MEGANE III Grandtour (KZ0/1) 1.6 16V (KZ0U, KZ1B, KZ1U)	K4M 866	05.09	1598	B	81 kW	1002	38
MEGANE III Grandtour (KZ0/1) 1.6 Bifuel (KZ03)	K4M 866	11.08	1598	B/G	81 kW	1002	38
MEGANE III Grandtour (KZ0/1) 1.6 dCi (KZ00, KZ12, KZ13)	R9M 402	04.11	1598	D	96 kW	1006	54
MEGANE III Grandtour (KZ0/1) 1.6 dCi (KZ00, KZ12, KZ13)	R9M 404	04.11	1598	D	96 kW	1006	54
MEGANE III Grandtour (KZ0/1) 1.6 dCi (KZ00, KZ12, KZ13)	R9M 414	04.11	1598	D	96 kW	1005	48
MEGANE III Grandtour (KZ0/1) 1.9 dCi (KZ0J, KZ0N, KZ1S)	F9Q 870	05.09	1870	D	96 kW	1006	52
MEGANE III Grandtour (KZ0/1) 1.9 dCi (KZ0J, KZ0N, KZ1S)	F9Q 872	05.09	1870	D	96 kW	1006	52
MEGANE III Grandtour (KZ0/1) 2.0 TCe (KZ0K, KZ1T)	F4R 870	11.08	1998	B	132 kW	1009	63
MEGANE III Grandtour (KZ0/1) 2.0 TCe (KZ0K, KZ1T)	F4R 872	11.08	1998	B	132 kW	1009	63
MEGANE III Grandtour (KZ0/1) 2.0 TCe	F4R 872	09.12	1998	B	140 kW	1009	63
MEGANE III Grandtour (KZ0/1) 2.0 TCe	F4R 874	09.12	1998	B	162 kW	1009	63
MEGANE III Grandtour (KZ0/1) 2.0 dCi (KZ0L)	M9R 610	04.09	1995	D	118 kW	1010	68
MEGANE III Grandtour (KZ0/1) 2.0 dCi (KZ0Y)	M9R 615	10.10	1995	D	110 kW	1010	68








							
MEGANE III Grandtour (KZ0/1_) 2.0 dCi	M9R 610	07.12	1995	D	120 kW	1010	68
MEGANE III Hatchback Van (BZ_) 1.5 dCi (BZ0C, BZ1A)	K9K 834	11.08 - 08.15	1461	D	66 kW	999	25
MEGANE III Hatchback Van (BZ_) 1.5 dCi (BZ0D, BZ1G, BZ1F, BZ1M, BZ1W, BZ0R, BZ10)	K9K 836	02.09 - 08.15	1461	D	81 kW	999	25
MEGANE III Hatchback Van (BZ_) 1.5 dCi (BZ0D, BZ1G, BZ1F, BZ1M, BZ1W, BZ0R, BZ10)	K9K 846	02.09 - 08.15	1461	D	81 kW	999	25
MEGANE III Schrägheck (BZ0/1_, B3_) 1.2 TCe (BZ16, BZ28)	H5F 404	01.13	1197	B	97 kW	997	14
MEGANE III Schrägheck (BZ0/1_, B3_) 1.2 TCe (BZ16, BZ28)	H5F 405	01.13	1197	B	97 kW	997	14
MEGANE III Schrägheck (BZ0/1_, B3_) 1.2 TCe (BZ16, BZ28)	H5F 412	01.13	1197	B	97 kW	997	14
MEGANE III Schrägheck (BZ0/1_, B3_) 1.2 TCe (BZ2B, BZ11)	H5F 400	03.12 - 08.15	1197	B	85 kW	997	14
MEGANE III Schrägheck (BZ0/1_, B3_) 1.2 TCe (BZ2B, BZ11)	H5F 408	03.12 - 08.15	1197	B	85 kW	997	14
MEGANE III Schrägheck (BZ0/1_, B3_) 1.5 dCi (BZ09, BZ0D, BZ1W, BZ29, BZ14)	K9K 636	02.09	1461	D	81 kW	999	25
MEGANE III Schrägheck (BZ0/1_, B3_) 1.5 dCi (BZ09, BZ0D, BZ1W, BZ29, BZ14)	K9K 656	02.09	1461	D	81 kW	999	25
MEGANE III Schrägheck (BZ0/1_, B3_) 1.5 dCi (BZ09, BZ0D, BZ1W, BZ29, BZ14)	K9K 656	02.09	1461	D	81 kW	999	25
MEGANE III Schrägheck (BZ0/1_, B3_) 1.5 dCi (BZ09, BZ0D, BZ1W, BZ29, BZ14)	K9K 657	02.09	1461	D	81 kW	999	25
MEGANE III Schrägheck (BZ0/1_, B3_) 1.5 dCi (BZ09, BZ0D, BZ1W, BZ29, BZ14)	K9K 657	02.09	1461	D	81 kW	999	25
MEGANE III Schrägheck (BZ0/1_, B3_) 1.5 dCi (BZ09, BZ0D, BZ1W, BZ29, BZ14)	K9K 836	02.09	1461	D	81 kW	999	25
MEGANE III Schrägheck (BZ0/1_, B3_) 1.5 dCi (BZ09, BZ0D, BZ1W, BZ29, BZ14)	K9K 837	02.09	1461	D	81 kW	999	25
MEGANE III Schrägheck (BZ0/1_, B3_) 1.5 dCi (BZ09, BZ0D, BZ1W, BZ29, BZ14)	K9K 846	02.09	1461	D	81 kW	999	25
MEGANE III Schrägheck (BZ0/1_, B3_) 1.5 dCi (BZ0C)	K9K 834	11.08 - 08.15	1461	D	66 kW	999	25
MEGANE III Schrägheck (BZ0/1_, B3_) 1.5 dCi (BZ1G, BZ1W, BZ0R)	K9K 846	11.13 - 08.15	1461	D	70 kW	999	25
MEGANE III Schrägheck (BZ0/1_, B3_) 1.5 dCi	K9K 830	11.08	1461	D	63 kW	999	25
MEGANE III Schrägheck (BZ0/1_, B3_) 1.5 dCi	K9K 832	02.09	1461	D	78 kW	999	25
MEGANE III Schrägheck (BZ0/1_, B3_) 1.6 16V (BZ0H)	K4M 848	11.08 - 08.15	1598	B	74 kW	1002	38
MEGANE III Schrägheck (BZ0/1_, B3_) 1.6 16V (BZ0H, BZ1R)	K4M 848	01.10 - 08.15	1598	B	78 kW	1002	38
MEGANE III Schrägheck (BZ0/1_, B3_) 1.6 16V (BZ1B, BZ1H)	K4M 858	11.08	1598	B	81 kW	1002	38
MEGANE III Schrägheck (BZ0/1_, B3_) 1.6 16V BiFuel (BZ1U, BZ0U)	K4M 858	05.09 - 08.15	1598	B/G	81 kW	1002	38
MEGANE III Schrägheck (BZ0/1_, B3_) 1.6 16V Hi-Flex (BZ03)	K4M 858	11.08 - 08.15	1598	B/E	81 kW	1002	38
MEGANE III Schrägheck (BZ0/1_, B3_) 1.6 16V Hi-Flex (BZ03)	K4M 866	11.08 - 08.15	1598	B/E	81 kW	1002	38
MEGANE III Schrägheck (BZ0/1_, B3_) 1.6 16V	K4M 838	01.13	1598	B	85 kW	1002	38
MEGANE III Schrägheck (BZ0/1_, B3_) 1.6 16V	K4M 848	01.13	1598	B	85 kW	1002	38
MEGANE III Schrägheck (BZ0/1_, B3_) 1.6 16V	K4M 858	11.08	1598	B	82 kW	1002	38
MEGANE III Schrägheck (BZ0/1_, B3_) 1.6 16V	K4M 858	01.13	1598	B	85 kW	1002	38
MEGANE III Schrägheck (BZ0/1_, B3_) 1.6 16V	K4M 866	11.08	1598	B	82 kW	1002	38
MEGANE III Schrägheck (BZ0/1_, B3_) 1.6 dCi (BZ00, BZ12, BZ13)	R9M 402	04.11 - 08.15	1598	D	96 kW	1006	54
MEGANE III Schrägheck (BZ0/1_, B3_) 1.6 dCi (BZ00, BZ12, BZ13)	R9M 404	04.11 - 08.15	1598	D	96 kW	1006	54
MEGANE III Schrägheck (BZ0/1_, B3_) 1.6 dCi (BZ00, BZ12, BZ13)	R9M 414	04.11 - 08.15	1598	D	96 kW	1005	48
MEGANE III Schrägheck (BZ0/1_, B3_) 1.9 dCi (BZ0N, BZ0J)	F9Q 870	11.08	1870	D	96 kW	1006	52
MEGANE III Schrägheck (BZ0/1_, B3_) 1.9 dCi (BZ0N, BZ0J)	F9Q 872	11.08	1870	D	96 kW	1006	52
MEGANE III Schrägheck (BZ0/1_, B3_) 2.0 R.S.	F4R 874	06.14	1998	B	195 kW	1009	63
MEGANE III Schrägheck (BZ0/1_, B3_) 2.0 TCe (BZ0K)	F4R 870	11.08 - 08.15	1998	B	132 kW	1009	63
MEGANE III Schrägheck (BZ0/1_, B3_) 2.0 TCe 220	F4R 874	11.13	1998	B	162 kW	1009	63
MEGANE III Schrägheck (BZ0/1_, B3_) 2.0 TCe	F4R 872	06.12	1998	B	140 kW	1009	63
MEGANE III Schrägheck (BZ0/1_, B3_) 2.0 dCi (BZ0L)	M9R 610	04.09 - 08.15	1995	D	118 kW	1010	68
MEGANE III Schrägheck (BZ0/1_, B3_) 2.0 dCi (BZ0Y)	M9R 615	10.10	1995	D	110 kW	1010	68
MEGANE III Schrägheck (BZ0/1_, B3_) 2.0 dCi	M9R 610	07.12	1995	D	120 kW	1010	68
MEGANE IV Grandtour (K9A/M/N_) 1.2 TCe 100	H5F 408	04.16	1197	B	74 kW	997	14
MEGANE IV Grandtour (K9A/M/N_) 1.2 TCe 130 (K9MR)	H5F 408	04.16	1197	B	97 kW	997	14
MEGANE IV Grandtour (K9A/M/N_) 1.5 Blue dCi 115 (K9A6)	K9K 872	08.18	1461	D	85 kW	999	25
MEGANE IV Grandtour (K9A/M/N_) 1.5 Blue dCi 115 (K9A6)	K9K 873	08.18	1461	D	85 kW	999	25
MEGANE IV Grandtour (K9A/M/N_) 1.5 Blue dCi 95 (K9A2)	K9K 872	08.18	1461	D	70 kW	999	25
MEGANE IV Grandtour (K9A/M/N_) 1.5 dCi 110	K9K 656	04.16	1461	D	81 kW	999	25
MEGANE IV Grandtour (K9A/M/N_) 1.5 dCi 110	K9K 657	04.16	1461	D	81 kW	999	25
MEGANE IV Grandtour (K9A/M/N_) 1.5 dCi 90	K9K 656	04.16	1461	D	66 kW	999	25
MEGANE IV Grandtour (K9A/M/N_) 1.6 dCi 130	R9M 409	04.16	1598	D	96 kW	1005	48
MEGANE IV Grandtour (K9A/M/N_) 1.6 dCi 165	R9M 452	04.16	1598	D	120 kW	1005	48
MEGANE IV Schrägheck (B9A/M/N_) 1.2 TCe 100 (B9MS)	H5F 408	11.15	1197	B	74 kW	997	14
MEGANE IV Schrägheck (B9A/M/N_) 1.2 TCe 130 (B9MR)	H5F 408	11.15	1197	B	97 kW	997	14
MEGANE IV Schrägheck (B9A/M/N_) 1.5 Blue dCi 115 (B9A6)	K9K 872	08.18	1461	D	85 kW	999	25
MEGANE IV Schrägheck (B9A/M/N_) 1.5 Blue dCi 115 (B9A6)	K9K 873	08.18	1461	D	85 kW	999	25
MEGANE IV Schrägheck (B9A/M/N_) 1.5 Blue dCi 95 (B9A2)	K9K 872	08.18	1461	D	70 kW	999	25
MEGANE IV Schrägheck (B9A/M/N_) 1.5 dCi 110 (B9A3)	K9K 646	11.15	1461	D	81 kW	999	25
MEGANE IV Schrägheck (B9A/M/N_) 1.5 dCi 110 (B9A3)	K9K 648	11.15	1461	D	81 kW	1000	26
MEGANE IV Schrägheck (B9A/M/N_) 1.5 dCi 110 (B9A3)	K9K 656	11.15	1461	D	81 kW	999	25

			ccm		kw		1 POS
MEGANE IV Schrägheck (B9A/M/N_) 1.5 dCi 110 (B9A3)	K9K 657	11.15	1461	D	81 kW	999	25
MEGANE IV Schrägheck (B9A/M/N_) 1.5 dCi 90 (B9A1)	K9K 656	11.15	1461	D	66 kW	999	25
MEGANE IV Schrägheck (B9A/M/N_) 1.6 dCi 130 (B9A4)	R9M 409	11.15	1598	D	96 kW	1005	48
MEGANE IV Schrägheck (B9A/M/N_) 1.6 dCi 165	R9M 452	11.15	1598	D	120 kW	1005	48
MEGANE IV Stufenheck 1.2 Tce 130	H5F 408	10.16	1197	B	97 kW	997	14
MEGANE IV Stufenheck 1.5 Blue dCi 115 (LVA6)	K9K 872	02.19	1461	D	85 kW	999	25
MEGANE IV Stufenheck 1.5 Blue dCi 115 (LVA6)	K9K 873	02.19	1461	D	85 kW	999	25
MEGANE IV Stufenheck 1.5 Blue dCi 95 (LVA2)	K9K 872	02.19	1461	D	70 kW	999	25
MEGANE IV Stufenheck 1.5 dCi 110	K9K 656	10.16	1461	D	81 kW	999	25
MEGANE IV Stufenheck 1.5 dCi 110	K9K 657	10.16	1461	D	81 kW	999	25
MEGANE IV Stufenheck 1.5 dCi 110	K9K 674	10.16	1461	D	81 kW	1000	27
MEGANE IV Stufenheck 1.5 dCi 110	K9K 675	10.16	1461	D	81 kW	1000	27
MEGANE IV Stufenheck 1.5 dCi 110	K9K 676	10.16	1461	D	81 kW	1000	27
MEGANE IV Stufenheck 1.5 dCi 110	K9K 677	10.16	1461	D	81 kW	1000	27
MEGANE IV Stufenheck 1.5 dCi 90 (LVA1)	K9K 656	10.16	1461	D	66 kW	999	25
MEGANE IV Stufenheck 1.6 dCi 130	R9M 409	10.16	1598	D	96 kW	1005	48
MEGANE Scenic (JA0/1_) 1.4 i (JA0E)	E7J 764	01.97 - 09.99	1390	B	55 kW	999	22
MEGANE Scenic (JA0/1_) 1.6 16V (JA0B, JA04, JA11, JA00)	K4M 700	04.98 - 10.99	1598	B	79 kW	1001	36
MEGANE Scenic (JA0/1_) 1.6 16V (JA0B, JA04, JA11, JA00)	K4M 701	04.98 - 10.99	1598	B	79 kW	1001	36
MEGANE Scenic (JA0/1_) 1.6 16V (JA0B, JA04, JA11, JA00)	K4M 704	04.98 - 10.99	1598	B	79 kW	1001	36
MEGANE Scenic (JA0/1_) 1.6 16V (JA0B, JA04, JA11, JA00)	K4M 706	04.98 - 10.99	1598	B	79 kW	1001	36
MEGANE Scenic (JA0/1_) 1.6 16V (JA0B, JA04, JA11, JA00)	K4M 707	04.98 - 10.99	1598	B	79 kW	1001	36
MEGANE Scenic (JA0/1_) 1.6 16V (JA0B, JA04, JA11, JA00)	K4M 708	04.98 - 10.99	1598	B	79 kW	1001	36
MEGANE Scenic (JA0/1_) 1.6 16V (JA0B, JA04, JA11, JA00)	K4M 709	04.98 - 10.99	1598	B	79 kW	1001	36
MEGANE Scenic (JA0/1_) 1.6 16V (JA0B, JA04, JA11, JA00)	K4M 712	04.98 - 10.99	1598	B	79 kW	1001	36
MEGANE Scenic (JA0/1_) 1.6 e (JA0F)	K7M 702	10.96 - 10.99	1598	B	66 kW	1002	37
MEGANE Scenic (JA0/1_) 1.6 e (JA0F)	K7M 703	10.96 - 10.99	1598	B	66 kW	1002	37
MEGANE Scenic (JA0/1_) 1.6 i (JA0L)	K7M 720	01.97 - 09.99	1598	B	55 kW	1002	37
MEGANE Scenic (JA0/1_) 1.9 D (JA0J)	F8Q 790	03.97 - 09.99	1870	D	47 kW	1005	46
MEGANE Scenic (JA0/1_) 1.9 dT (JA0K, JA0Y)	F8Q 784	01.97 - 09.99	1870	D	66 kW	1006	51
MEGANE Scenic (JA0/1_) 1.9 dT (JA0K, JA0Y)	F8Q 786	01.97 - 09.99	1870	D	66 kW	1006	51
MEGANE Scenic (JA0/1_) 1.9 dT (JA0Y)	F8Q 784	03.97 - 08.99	1870	D	69 kW	1006	51
MEGANE Scenic (JA0/1_) 1.9 dTi (JA0N)	F9Q 730	04.97 - 09.99	1870	D	72 kW	1006	52
MEGANE Scenic (JA0/1_) 1.9 dTi (JA0N)	F9Q 734	04.97 - 09.99	1870	D	72 kW	1006	52
MEGANE Scenic (JA0/1_) 2.0 (JA0G)	F3R 750	02.98 - 12.01	1998	B	85 kW	1007	58
MEGANE Scenic (JA0/1_) 2.0 (JA0G)	F3R 751	02.98 - 12.01	1998	B	85 kW	1008	59
MEGANE Scenic (JA0/1_) 2.0 (JA0G)	F3R 791	02.98 - 12.01	1998	B	85 kW	1008	59
MEGANE Scenic (JA0/1_) 2.0 (JA0G)	F3R 796	02.98 - 12.01	1998	B	85 kW	1008	59
MEGANE Scenic (JA0/1_) 2.0 (JA0G)	F3R 797	02.98 - 12.01	1998	B	85 kW	1007	58
MEGANE Scenic (JA0/1_) 2.0 (JA0G)	F3R 798	02.98 - 12.01	1998	B	85 kW	1007	58
MEGANE Scenic (JA0/1_) 2.0 RXE 4x4	F3R 750	05.97 - 10.99	1998	B	84 kW	1007	58
MEGANE Scenic (JA0/1_) 2.0 i (JA02, JA0G)	F3R 750	01.99 - 09.99	1998	B	80 kW	1007	58
MEGANE Scenic (JA0/1_) 2.0 i (JA02, JA0G)	F3R 751	01.99 - 09.99	1998	B	80 kW	1008	59
MEGANE Scenic (JA0/1_) 2.0 i (JA02, JA0G)	F3R 791	01.99 - 09.99	1998	B	80 kW	1008	59
MEGANE Scenic (JA0/1_) 2.0 i (JA02, JA0G)	F3R 796	01.99 - 09.99	1998	B	80 kW	1008	59
MEGANE Scenic (JA0/1_) 2.0 i (JA02, JA0G)	F3R 797	01.99 - 09.99	1998	B	80 kW	1007	58
MEGANE Scenic (JA0/1_) 2.0 i (JA02, JA0G)	F3R 798	01.99 - 09.99	1998	B	80 kW	1007	58
MEGANE Scenic (JA0/1_) 2.0 i (JA0G)	F3R 750	01.97 - 09.99	1998	B	84 kW	1007	58
MEGANE Scenic (JA0/1_) 2.0 i (JA0G)	F3R 751	01.97 - 09.99	1998	B	84 kW	1008	59
MEGANE Scenic VAN (JA0/1_) 1.9 DT (JA0K)	F8Q 786	01.97 - 09.99	1870	D	66 kW	1006	51
MEGANE Scenic VAN (JA0/1_) 1.9 DTi (JA0N)	F9Q 734	04.97 - 09.99	1870	D	72 kW	1006	52
MODUS / GRAND MODUS (F/JP0_) 1.2 (FP0C, FP0K, FP0P)	D4F 740	05.05	1149	B	48 kW	995	7
MODUS / GRAND MODUS (F/JP0_) 1.2 (JP0C, JP0K, FP0C, FP0K, FP0P, JP0P, JP0T)	D4F 740	12.04	1149	B	55 kW	995	7
MODUS / GRAND MODUS (F/JP0_) 1.2 (JP0S)	D4F 764	12.04	1149	B	58 kW	995	7
MODUS / GRAND MODUS (F/JP0_) 1.2 16V (JP0W)	D4F 784	05.07	1149	B	74 kW	995	7
MODUS / GRAND MODUS (F/JP0_) 1.2 16V Hi-Flex	D4F 740	10.08	1149	B/E	55 kW	995	7
MODUS / GRAND MODUS (F/JP0_) 1.2 GPL (JP0R)	D4F 744	05.08 - 12.12	1149	B/G	55 kW	995	8
MODUS / GRAND MODUS (F/JP0_) 1.2	D4F 786	04.11	1149	B	76 kW	995	7
MODUS / GRAND MODUS (F/JP0_) 1.4 (JP01, JP0J)	K4J 770	12.04	1390	B	72 kW	1001	36
MODUS / GRAND MODUS (F/JP0_) 1.4 (JP01, JP0J)	K4J 780	12.04	1390	B	72 kW	1001	36
MODUS / GRAND MODUS (F/JP0_) 1.5 dCi (FP0D, JP0D)	K9K 750	09.04	1461	D	60 kW	999	25
MODUS / GRAND MODUS (F/JP0_) 1.5 dCi (FP0E, JP0E)	K9K 752	12.04	1461	D	48 kW	999	25








MODUS / GRAND MODUS (F/JPO_) 1.5 dCi (FP0E, JP0E)	K9K 768	12.04	1461	D	48 kW	999	25
MODUS / GRAND MODUS (F/JPO_) 1.5 dCi (FP0F, JP0F)	K9K 760	12.04	1461	D	63 kW	999	25
MODUS / GRAND MODUS (F/JPO_) 1.5 dCi (FP0F, JP0F)	K9K 766	12.04	1461	D	63 kW	999	25
MODUS / GRAND MODUS (F/JPO_) 1.5 dCi (FP0F, JP0F)	K9K 772	12.04	1461	D	63 kW	999	25
MODUS / GRAND MODUS (F/JPO_) 1.5 dCi (FP0G, JP0G)	K9K 762	12.04	1461	D	50 kW	999	25
MODUS / GRAND MODUS (F/JPO_) 1.5 dCi (FP0G, JP0G)	K9K 768	12.04	1461	D	50 kW	999	25
MODUS / GRAND MODUS (F/JPO_) 1.5 dCi (JP02)	K9K 772	05.07	1461	D	76 kW	999	25
MODUS / GRAND MODUS (F/JPO_) 1.5 dCi (JP0G, JP0H)	K9K 764	05.05	1461	D	78 kW	999	25
MODUS / GRAND MODUS (F/JPO_) 1.5 dCi 75	K9K 770	10.10	1461	D	55 kW	999	25
MODUS / GRAND MODUS (F/JPO_) 1.5 dCi 90	K9K 750	10.10	1461	D	65 kW	999	25
MODUS / GRAND MODUS (F/JPO_) 1.5 dCi 90	K9K 770	10.10	1461	D	65 kW	999	25
MODUS / GRAND MODUS (F/JPO_) 1.6 (JP03, JP0B, JP0U, JP0Y, JP1G)	K4M 790	12.04	1598	B	82 kW	1001	36
MODUS / GRAND MODUS (F/JPO_) 1.6 (JP03, JP0B, JP0U, JP0Y, JP1G)	K4M 791	12.04	1598	B	82 kW	1001	36
MODUS / GRAND MODUS (F/JPO_) 1.6 (JP03, JP0B, JP0U, JP0Y, JP1G)	K4M 800	12.04	1598	B	82 kW	1001	36
MODUS / GRAND MODUS (F/JPO_) 1.6 (JP03, JP0B, JP0U, JP0Y, JP1G)	K4M 801	12.04	1598	B	82 kW	1001	36
MODUS / GRAND MODUS (F/JPO_) 1.6 (JP0L, JP0V)	K4M 794	12.04	1598	B	65 kW	1001	36
Megane I Kombi van (KA_) 1.4 (KA0D)	K4J 714	04.01 - 07.03	1390	B	70 kW	1001	36
Megane I Kombi van (KA_) 1.4 (KA0D)	K4J 750	04.01 - 07.03	1390	B	70 kW	1001	36
Megane I Kombi van (KA_) 1.6 (KA0B, KA04)	K4M 700	04.01 - 07.03	1598	B	79 kW	1001	36
Megane I Kombi van (KA_) 1.6 (KA0B, KA04)	K4M 701	04.01 - 07.03	1598	B	79 kW	1001	36
Megane I Kombi van (KA_) 1.6 (KA0B, KA04)	K4M 708	04.01 - 07.03	1598	B	79 kW	1001	36
Megane I Kombi van (KA_) 1.6 (KA0B, KA04)	K4M 709	04.01 - 07.03	1598	B	79 kW	1001	36
Megane I Kombi van (KA_) 1.6 BiFuel (KA04)	K4M 704	04.01 - 07.03	1598	B/G	80 kW	1001	36
Megane I Kombi van (KA_) 1.6 BiFuel (KA0B)	K4M 712	04.01 - 07.03	1598	B/G	79 kW	1001	36
Megane I Kombi van (KA_) 1.8 (KA1M)	F4P 722	04.01 - 07.03	1783	B	85 kW	1008	62
Megane I Kombi van (KA_) 1.9 D (KA0R)	F8Q 622	02.00 - 09.00	1870	D	47 kW	1005	46
Megane I Kombi van (KA_) 1.9 DTI (KA1U)	F9Q 744	04.01 - 07.03	1870	D	59 kW	1006	52
Megane I Kombi van (KA_) 1.9 dCi (KA05)	F9Q 732	04.01 - 07.03	1870	D	75 kW	1006	52
Megane I Kombi van (KA_) 1.9 dCi (KA05)	F9Q 732	04.01 - 07.03	1870	D	77 kW	1006	52
Megane I Kombi van (KA_) 1.9 dCi (KA05)	F9Q 733	04.01 - 07.03	1870	D	75 kW	1006	52
Megane I Kombi van (KA_) 1.9 dCi (KA05)	F9Q 733	04.01 - 07.03	1870	D	77 kW	1006	52
OROCH 1.6 16V	K4M 690	09.15	1598	B	81 kW	1001	36
OROCH 1.6 16V	K4M 690	09.15	1598	B	82 kW	1001	36
OROCH 2.0 (PSAA)	F4R 412	09.15	1998	B	101 kW	1009	63
OROCH 2.0 Flex (PSA4, PSJJ)	F4R 416	09.15	1998	B/E	105 kW	1009	63
PULSE (BDM_) 1.5 DCI	K9K 422	01.12 - 10.17	1461	D	47 kW	1000	26
PULSE (BDM_) 1.5 DCI	K9K 740	01.12 - 10.17	1461	D	47 kW	999	25
RAPID Kasten/Großraumlimousine (F40_, G40_) 1.0	C1C 706	02.86 - 05.92	956	B	27 kW	994	4
RAPID Kasten/Großraumlimousine (F40_, G40_) 1.0	C1C 706	09.85 - 08.91	956	B	31 kW	994	4
RAPID Kasten/Großraumlimousine (F40_, G40_) 1.1 (F401)	C1E 750	07.85 - 04.95	1108	B	33 kW	996	10
RAPID Kasten/Großraumlimousine (F40_, G40_) 1.1 (F401)	C1E 752	07.85 - 04.95	1108	B	33 kW	996	10
RAPID Kasten/Großraumlimousine (F40_, G40_) 1.1 (F401)	C1E 754	07.85 - 04.95	1108	B	33 kW	996	10
RAPID Kasten/Großraumlimousine (F40_, G40_) 1.1 (F401)	C1E 760	07.85 - 04.95	1108	B	33 kW	996	10
RAPID Kasten/Großraumlimousine (F40_, G40_) 1.1 (F401)	C1E 762	07.85 - 04.95	1108	B	33 kW	996	10
RAPID Kasten/Großraumlimousine (F40_, G40_) 1.1 (F401)	C1E 792	07.85 - 04.95	1108	B	33 kW	996	10
RAPID Kasten/Großraumlimousine (F40_, G40_) 1.1 (F40H)	C1E 756	06.87 - 09.91	1108	B	33 kW	996	10
RAPID Kasten/Großraumlimousine (F40_, G40_) 1.1	C1E 750	09.85 - 08.91	1108	B	34 kW	996	10
RAPID Kasten/Großraumlimousine (F40_, G40_) 1.1	C1E 762	09.91 - 04.95	1108	B	35 kW	996	10
RAPID Kasten/Großraumlimousine (F40_, G40_) 1.2 (F406, G40A)	C3G 710	09.91 - 03.98	1239	B	40 kW	998	18
RAPID Kasten/Großraumlimousine (F40_, G40_) 1.2 (F406, G40A)	C3G 712	09.91 - 03.98	1239	B	40 kW	998	18
RAPID Kasten/Großraumlimousine (F40_, G40_) 1.2	C1G 726	09.91 - 04.95	1237	B	40 kW	996	12
RAPID Kasten/Großraumlimousine (F40_, G40_) 1.4 (F402)	C1J 768	07.85 - 08.91	1397	B	43 kW	999	24
RAPID Kasten/Großraumlimousine (F40_, G40_) 1.4 (F402)	C1J 780	07.85 - 08.91	1397	B	43 kW	999	24
RAPID Kasten/Großraumlimousine (F40_, G40_) 1.4 (F40D)	E7J 728	01.94 - 03.98	1390	B	58 kW	999	22
RAPID Kasten/Großraumlimousine (F40_, G40_) 1.4 (F40M)	C2J 784	03.86 - 08.91	1397	B	44 kW	999	24
RAPID Kasten/Großraumlimousine (F40_, G40_) 1.4 (F40U, F40V)	E7J 720	09.91 - 03.98	1390	B	55 kW	999	22
RAPID Kasten/Großraumlimousine (F40_, G40_) 1.4 (F40U, F40V)	E7J 724	09.91 - 03.98	1390	B	55 kW	999	22
RAPID Kasten/Großraumlimousine (F40_, G40_) 1.4 (F40U, F40V)	E7J 726	09.91 - 03.98	1390	B	55 kW	999	22
RAPID Kasten/Großraumlimousine (F40_, G40_) 1.4 (F40U, F40V)	E7J 773	09.91 - 03.98	1390	B	55 kW	999	22
RAPID Kasten/Großraumlimousine (F40_, G40_) 1.4 (F40Y, F40A, F40V)	E6J 734	09.91 - 09.97	1390	B	43 kW	999	22
RAPID Kasten/Großraumlimousine (F40_, G40_) 1.4 (F40Y, F40A, F40V)	E6J 738	09.91 - 09.97	1390	B	43 kW	999	22
RAPID Kasten/Großraumlimousine (F40_, G40_) 1.4 (F40Y, F40A, F40V)	E7J 720	09.91 - 09.97	1390	B	43 kW	999	22

			ccm		kw		1 POS
RAPID Kasten/Großraumlimousine (F40_, G40_) 1.4 Cat (F407)	C3J 700	08.88 - 03.98	1397	B	43 kW	999	24
RAPID Kasten/Großraumlimousine (F40_, G40_) 1.4 Cat (F407)	C3J 702	08.88 - 03.98	1397	B	43 kW	999	24
RAPID Kasten/Großraumlimousine (F40_, G40_) 1.4 Cat (F407)	C3J 760	08.88 - 03.98	1390	B	43 kW	999	22
RAPID Kasten/Großraumlimousine (F40_, G40_) 1.4 Cat (F407)	C3J 762	08.88 - 03.98	1390	B	43 kW	999	22
RAPID Kasten/Großraumlimousine (F40_, G40_) 1.4 RN	E6J 734	08.88 - 08.93	1390	B	44 kW	999	22
RAPID Kasten/Großraumlimousine (F40_, G40_) 1.4	E7J 724	09.91 - 08.93	1390	B	54 kW	999	22
RAPID Kasten/Großraumlimousine (F40_, G40_) 1.4	E7J 773	05.95 - 08.97	1390	B	59 kW	999	22
RAPID Kasten/Großraumlimousine (F40_, G40_) 1.6 D (F404)	F8M 720	03.86 - 08.98	1595	D	40 kW	1001	33
RAPID Kasten/Großraumlimousine (F40_, G40_) 1.6 D (F404)	F8M 730	03.86 - 08.98	1595	D	40 kW	1001	33
RAPID Kasten/Großraumlimousine (F40_, G40_) 1.6 D (F404)	F8M 736	03.86 - 08.98	1595	D	40 kW	1001	33
RAPID Kasten/Großraumlimousine (F40_, G40_) 1.6 D (F404)	F8M 760	03.86 - 08.98	1595	D	40 kW	1001	33
RAPID Kasten/Großraumlimousine (F40_, G40_) 1.6 D	F8M 736	09.93 - 04.95	1595	D	40 kW	1001	33
RAPID Kasten/Großraumlimousine (F40_, G40_) 1.6	K4M 706	08.96 - 11.01	1598	B	69 kW	1001	36
RAPID Kasten/Großraumlimousine (F40_, G40_) 1.9 D (F40P, F40N, F40E)	F8Q 646	09.91 - 03.98	1870	D	47 kW	1005	46
RAPID Kasten/Großraumlimousine (F40_, G40_) 1.9 D (F40P, F40N, F40E)	F8Q 722	09.91 - 03.98	1870	D	47 kW	1005	47
RAPID Kasten/Großraumlimousine (F40_, G40_) 1.9 D (F40P, F40N, F40E)	F8Q 724	09.91 - 03.98	1870	D	47 kW	1005	46
RAPID Kasten/Großraumlimousine (F40_, G40_) 1.9 D (F40P, F40N, F40E)	F8Q 774	09.91 - 03.98	1870	D	47 kW	1005	46
RAPID Kasten/Großraumlimousine (F40_, G40_) 1.9 D (F40P, F40N, F40E)	F8Q 776	09.91 - 03.98	1870	D	47 kW	1005	46
RAPID Kasten/Großraumlimousine (F40_, G40_) 1.9 D (F40R)	F8Q 640	09.94 - 07.00	1870	D	40 kW	1005	47
RAPID Kasten/Großraumlimousine (F40_, G40_) 1.9 D (F40R)	F8Q 648	09.94 - 07.00	1870	D	40 kW	1005	46
RAPID Kasten/Großraumlimousine (F40_, G40_) 1.9 D (F40R)	F8Q 682	09.94 - 07.00	1870	D	40 kW	1005	46
RAPID 1.9 D	F8Q 646	09.94 - 03.98	1870	D	47 kW	1005	46
RAPID 1.9 D	F8Q 684	09.94 - 03.98	1870	D	47 kW	1005	46
RAPID 1.9 D	F8Q 724	09.94 - 03.98	1870	D	47 kW	1005	46
RAPID 1.9 D	F8Q 776	09.94 - 03.98	1870	D	47 kW	1005	46
RODEO 5 (4D_, 5E_) 1.1	688 712	11.81 - 12.87	1108	B	35 kW	996	10
RODEO 6 (ACL_) 1.1	688.10	08.73 - 11.81	1108	B	35 kW	996	10
SAFRANE I (B54_) 2.1 dT (B546)	J8S 760	11.93 - 07.96	2068	D	65 kW	1011	75
SAFRANE I (B54_) 2.2 (B541)	J7T 762	04.92 - 07.96	2165	B	79 kW	1012	79
SAFRANE I (B54_) 2.2 (B543)	J7T 760	04.92 - 07.96	2165	B	101 kW	1012	79
SAFRANE I (B54_) 2.2 (B543)	J7T 761	04.92 - 07.96	2165	B	101 kW	1012	79
SAFRANE I (B54_) 2.5 dT (B548)	S8U 762	12.92 - 07.96	2499	D	83 kW	1012	81
SAFRANE I (B54_) 2.5 dT (B548)	S8U 763	12.92 - 07.96	2499	D	83 kW	1012	81
SAFRANE II (B54_) 2.2 dT (B54G)	G8T 740	07.96 - 12.00	2188	D	83 kW	1011	76
SAFRANE II (B54_) 2.5 20V (B54F)	N7U 700	07.96 - 12.00	2435	B	121 kW	1009	65
SAFRANE II (B54_) 2.5 20V (B54F)	N7U 701	07.96 - 12.00	2435	B	121 kW	1009	65
SANDERO/STEPWAY I (BS_) 1.0 Authentique Hi-Flex	D4D 754	06.14 - 12.16	999	B/E	59 kW	995	7
SANDERO/STEPWAY I (BS_) 1.4 LPG	K7J 714	02.09	1390	B/G	53 kW	1002	38
SANDERO/STEPWAY I (BS_) 1.4	K7J 710	02.09	1390	B	55 kW	1002	38
SANDERO/STEPWAY I (BS_) 1.5 dCi	K9K 700	02.08 - 11.11	1461	D	47 kW	999	25
SANDERO/STEPWAY I (BS_) 1.5 dCi	K9K 740	02.08 - 11.11	1461	D	47 kW	999	25
SANDERO/STEPWAY I (BS_) 1.5 dCi	K9K 790	02.08 - 11.11	1461	D	49 kW	999	25
SANDERO/STEPWAY I (BS_) 1.6 (BS0H, BS0F)	K7M 710	02.09	1598	B	64 kW	1002	37
SANDERO/STEPWAY I (BS_) 1.6 (BS0H, BS0F)	K7M 718	02.09	1598	B	64 kW	1002	37
SANDERO/STEPWAY I (BS_) 1.6 (BS0V, BS1V)	K4M 694	02.08	1598	B	80 kW	1002	38
SANDERO/STEPWAY I (BS_) 1.6 (BS0V, BS1V)	K4M 694	11.07	1598	B	79 kW	1002	38
SANDERO/STEPWAY I (BS_) 1.6 (BS0V, BS1V)	K4M 694	02.08	1598	B	82 kW	1002	38
SANDERO/STEPWAY I (BS_) 1.6 Flex (BS0T, BS1A, BS1U, BS16)	K7M 714	11.07 - 06.14	1598	B/E	70 kW	1003	41
SANDERO/STEPWAY I (BS_) 1.6 Flex (BS0T, BS1A, BS1U, BS16)	K7M 764	11.07 - 06.14	1598	B/E	70 kW	1003	41
SANDERO/STEPWAY I (BS_) 1.6 Flex (BS0V, BS1V, BS09)	K4M 694	11.07	1598	B/E	82 kW	1002	38
SANDERO/STEPWAY I (BS_) 1.6 Flex	K4M 696	12.12	1598	B/E	77 kW	1002	38
SANDERO/STEPWAY I (BS_) 1.6	K4M 690	12.07 - 07.13	1598	B	76 kW	1001	36
SANDERO/STEPWAY I (BS_) 1.6	K4M 690	11.10	1598	B	77 kW	1001	36
SANDERO/STEPWAY I (BS_) 1.6	K4M 697	12.07 - 07.13	1598	B	76 kW	1001	36
SANDERO/STEPWAY I (BS_) 1.6	K7M 710	12.07	1598	B	75 kW	1002	37
SANDERO/STEPWAY I (BS_) 1.6	K7M 710	05.09	1598	B	66 kW	1002	37
SANDERO/STEPWAY I (BS_) 1.6	K7M 710	11.07	1598	B	68 kW	1002	37
SANDERO/STEPWAY I (BS_) 1.6	K7M 718	11.10	1598	B	62 kW	1002	37
SANDERO/STEPWAY II (B8_) 1.2 16V LPG	D4F 734	12.13	1149	B/G	53 kW	995	7
SANDERO/STEPWAY II (B8_) 1.2 16V	D4F 732	12.13	1149	B	54 kW	995	7
SANDERO/STEPWAY II (B8_) 1.2 16V	D4F 732	04.15	1149	B	55 kW	995	7
SANDERO/STEPWAY II (B8_) 1.2 16V	D4F 734	12.13	1149	B	54 kW	995	7








SANDERO/STEPWAY II (B8_) 1.5 dCi (B8AL)	K9K 612	01.17	1461	D	66 kW	999	25
SANDERO/STEPWAY II (B8_) 1.5 dCi	K9K 830	12.13	1461	D	62 kW	999	25
SANDERO/STEPWAY II (B8_) 1.6 16V	K4M 732	04.14	1598	B	81 kW	1001	36
SANDERO/STEPWAY II (B8_) 1.6 16V	K4M 766	04.14	1598	B	81 kW	1001	36
SANDERO/STEPWAY II (B8_) 1.6 16V	K4M 842	05.15	1598	B	80 kW	1002	39
SANDERO/STEPWAY II (B8_) 1.6 Flex (B8A6)	K7M 764	03.14	1598	B/E	78 kW	1003	41
SANDERO/STEPWAY II (B8_) 1.6	K4M 842	09.14	1598	B	77 kW	1002	39
SANDERO/STEPWAY II (B8_) 1.6	K7M 710	05.15	1598	B	66 kW	1002	37
SANDERO/STEPWAY II (B8_) 1.6	K7M 812	11.13	1598	B	59 kW	1004	45
SANDERO/STEPWAY II (B8_) 1.6	K7M 812	11.13	1598	B	63 kW	1004	45
SANDERO/STEPWAY II (B8_) 1.6	K7M 812	05.15	1598	B	66 kW	1004	45
SANDERO/STEPWAY II (B8_) 1.6	K7M 812	11.13	1598	B	60 kW	1004	45
SANDERO/STEPWAY II (B8_) 1.6	K7M 812	11.13	1598	B	61 kW	1004	45
SANDERO/STEPWAY II (B8_) 2.0 RS Flex (B8A4)	F4R 416	09.15	1998	B/E	110 kW	1009	63
SANDERO/STEPWAY II (B8_) 2.0 RS	F4R 412	04.16	1998	B	107 kW	1009	63
SANDERO/STEPWAY II (B8_) 2.0 RS	F4R 412	09.19	1998	B	110 kW	1009	63
SANDERO/STEPWAY II (B8_) 2.0 RS	F4R 416	04.16	1998	B	107 kW	1009	63
SANDERO/STEPWAY II (B8_) 2.0 RS	F4R 416	09.19	1998	B	110 kW	1009	63
SANDERO/STEPWAY II (B8_) TCe 90 (B8MA, B8M1, B8JR)	H4B 400	09.15	898	B	66 kW	996	13
SANDERO/STEPWAY II (B8_) TCe 90 (B8MA, B8M1, B8JR)	H4B 408	09.15	898	B	66 kW	996	13
SANDERO/STEPWAY II (B8_) TCe 90 (B8MA, B8M1, B8JR)	H4B 410	09.15	898	B	66 kW	996	13
SANDERO/STEPWAY II (B8_) TCe 90 (B8MA, B8M1, B8JR)	H4B411	09.15	898	B	66 kW	996	13
SCALA (LJM_) 1.5 dCi	K9K 766	09.12 - 10.17	1461	D	63 kW	999	25
SCÉNIC I Großraumlimosine (JA0/1_, FA0_) 1.4 16V (JA0D, JA1H, Ja0W, JA10)	K4J 714	09.99 - 08.03	1390	B	70 kW	1001	36
SCÉNIC I Großraumlimosine (JA0/1_, FA0_) 1.4 16V (JA0D, JA1H, Ja0W, JA10)	K4J 750	09.99 - 08.03	1390	B	70 kW	1001	36
SCÉNIC I Großraumlimosine (JA0/1_, FA0_) 1.6 (JA00)	K4M 700	06.01 - 02.05	1598	B	81 kW	1001	36
SCÉNIC I Großraumlimosine (JA0/1_, FA0_) 1.6 (JA00)	K4M 701	06.01 - 02.05	1598	B	81 kW	1001	36
SCÉNIC I Großraumlimosine (JA0/1_, FA0_) 1.6 (JA00)	K4M 706	06.01 - 02.05	1598	B	81 kW	1001	36
SCÉNIC I Großraumlimosine (JA0/1_, FA0_) 1.6 (JA00)	K4M 707	06.01 - 02.05	1598	B	81 kW	1001	36
SCÉNIC I Großraumlimosine (JA0/1_, FA0_) 1.6 (JA00)	K4M 708	06.01 - 02.05	1598	B	81 kW	1001	36
SCÉNIC I Großraumlimosine (JA0/1_, FA0_) 1.6 (JA00, JA16, JA15, JA19, JA1V, JA2B, JA2C, JA0B,...)	K4M 700	08.99 - 09.03	1598	B	79 kW	1001	36
SCÉNIC I Großraumlimosine (JA0/1_, FA0_) 1.6 (JA00, JA16, JA15, JA19, JA1V, JA2B, JA2C, JA0B,...)	K4M 706	08.99 - 09.03	1598	B	79 kW	1001	36
SCÉNIC I Großraumlimosine (JA0/1_, FA0_) 1.6 (JA00, JA16, JA15, JA19, JA1V, JA2B, JA2C, JA0B,...)	K4M 707	08.99 - 09.03	1598	B	79 kW	1001	36
SCÉNIC I Großraumlimosine (JA0/1_, FA0_) 1.6 (JA00, JA16, JA15, JA19, JA1V, JA2B, JA2C, JA0B,...)	K4M 776	08.99 - 09.03	1598	B	79 kW	1002	38
SCÉNIC I Großraumlimosine (JA0/1_, FA0_) 1.6 BiFuel (JA04)	K4M 704	09.99 - 04.01	1598	B/G	79 kW	1001	36
SCÉNIC I Großraumlimosine (JA0/1_, FA0_) 1.6 BiFuel (JA04)	K4M 712	09.99 - 04.01	1598	B/G	79 kW	1001	36
SCÉNIC I Großraumlimosine (JA0/1_, FA0_) 1.6 BiFuel	K4M 712	03.01 - 08.03	1598	B/G	75 kW	1001	36
SCÉNIC I Großraumlimosine (JA0/1_, FA0_) 1.6 Hi-Flex (JA15, JA2B, JA2C)	K4M 776	03.05 - 07.10	1598	B/E	85 kW	1002	38
SCÉNIC I Großraumlimosine (JA0/1_, FA0_) 1.6	K4M 708	03.01 - 08.03	1598	B	75 kW	1001	36
SCÉNIC I Großraumlimosine (JA0/1_, FA0_) 1.6	K4M 709	03.01 - 08.03	1598	B	75 kW	1001	36
SCÉNIC I Großraumlimosine (JA0/1_, FA0_) 1.8 16V (JA12, JA1R, JA1M, JA1A)	F4P 720	01.01 - 08.03	1783	B	85 kW	1008	62
SCÉNIC I Großraumlimosine (JA0/1_, FA0_) 1.8 16V (JA12, JA1R, JA1M, JA1A)	F4P 722	01.01 - 08.03	1783	B	85 kW	1008	62
SCÉNIC I Großraumlimosine (JA0/1_, FA0_) 1.8 4x4	F4P 722	07.00 - 04.01	1783	B	85 kW	1008	62
SCÉNIC I Großraumlimosine (JA0/1_, FA0_) 1.9 D (JA0J, FA0J)	F8Q 788	09.99 - 03.01	1870	D	47 kW	1006	51
SCÉNIC I Großraumlimosine (JA0/1_, FA0_) 1.9 D (JA0J, FA0J)	F8Q 790	09.99 - 03.01	1870	D	47 kW	1005	46
SCÉNIC I Großraumlimosine (JA0/1_, FA0_) 1.9 dCi (JA05, JA1F)	F9Q 732	09.99 - 08.03	1870	D	75 kW	1006	52
SCÉNIC I Großraumlimosine (JA0/1_, FA0_) 1.9 dCi (JA05, JA1F)	F9Q 733	09.99 - 08.03	1870	D	75 kW	1006	52
SCÉNIC I Großraumlimosine (JA0/1_, FA0_) 1.9 dCi RX4	F9Q 732	12.02 - 08.03	1870	D	74 kW	1006	52
SCÉNIC I Großraumlimosine (JA0/1_, FA0_) 1.9 dCi RX4	F9Q 740	11.00 - 08.03	1870	D	75 kW	1006	52
SCÉNIC I Großraumlimosine (JA0/1_, FA0_) 1.9 dCi RX4	F9Q 748	12.02 - 08.03	1870	D	74 kW	1006	52
SCÉNIC I Großraumlimosine (JA0/1_, FA0_) 1.9 dCi RX4	F9Q 796	12.02 - 08.03	1870	D	74 kW	1006	52
SCÉNIC I Großraumlimosine (JA0/1_, FA0_) 1.9 dTi (JA0N)	F9Q 731	08.99 - 08.03	1870	D	72 kW	1006	52
SCÉNIC I Großraumlimosine (JA0/1_, FA0_) 1.9 dTi (JA0N)	F9Q 734	08.99 - 08.03	1870	D	72 kW	1006	52
SCÉNIC I Großraumlimosine (JA0/1_, FA0_) 1.9 dTi (JA0N)	F9Q 736	08.99 - 08.03	1870	D	72 kW	1006	52
SCÉNIC I Großraumlimosine (JA0/1_, FA0_) 1.9 dTi (JA1U)	F9Q 744	10.00 - 08.03	1870	D	59 kW	1006	52
SCÉNIC I Großraumlimosine (JA0/1_, FA0_) 2.0 16V (JA1B, JA1D, JA0C)	F4R 740	07.00 - 08.03	1998	B	102 kW	1009	63
SCÉNIC I Großraumlimosine (JA0/1_, FA0_) 2.0 16V (JA1B, JA1D, JA0C)	F4R 741	07.00 - 08.03	1998	B	102 kW	1009	63
SCÉNIC I Großraumlimosine (JA0/1_, FA0_) 2.0 16V (JA1B, JA1D, JA0C)	F4R 744	07.00 - 08.03	1998	B	102 kW	1009	63
SCÉNIC I Großraumlimosine (JA0/1_, FA0_) 2.0 16V (JA1B, JA1D, JA0C)	F4R 746	07.00 - 08.03	1998	B	102 kW	1009	63

			ccm		kw		1 POS
SCÉNIC I Großraumlimousine (JA0/1_, FA0_) 2.0 16V (JA1B, JA1D, JA0C)	F4R 747	07.00 - 08.03	1998	B	102 kW	1009	63
SCÉNIC I Großraumlimousine (JA0/1_, FA0_) 2.0 16V (JA1D, JA17)	F4R 740	09.99 - 11.09	1998	B	103 kW	1009	63
SCÉNIC I Großraumlimousine (JA0/1_, FA0_) 2.0 16V (JA1D, JA17)	F4R 741	09.99 - 11.09	1998	B	103 kW	1009	63
SCÉNIC I Großraumlimousine (JA0/1_, FA0_) 2.0 16V (JA1D, JA17)	F4R 744	09.99 - 11.09	1998	B	103 kW	1009	63
SCÉNIC I Großraumlimousine (JA0/1_, FA0_) 2.0 16V (JA1D, JA17)	F4R 746	09.99 - 11.09	1998	B	103 kW	1009	63
SCÉNIC I Großraumlimousine (JA0/1_, FA0_) 2.0 16V (JA1D, JA17)	F4R 747	09.99 - 11.09	1998	B	103 kW	1009	63
SCÉNIC I Großraumlimousine (JA0/1_, FA0_) 2.0 16V RX4	F4R 744	06.00 - 08.03	1998	B	102 kW	1009	63
SCÉNIC I Großraumlimousine (JA0/1_, FA0_) 2.0 16V RX4	F4R 746	06.00 - 08.03	1998	B	102 kW	1009	63
SCÉNIC I VAN (FA0_, JA0/1_) 1.9 (FA0J)	F8Q 788	09.99 - 02.01	1870	D	47 kW	1006	51
SCÉNIC I VAN (FA0_, JA0/1_) 1.9 (FA0J)	F8Q 790	09.99 - 02.01	1870	D	47 kW	1005	46
SCÉNIC I VAN (FA0_, JA0/1_) 1.9 DTi (JA0N)	F9Q 734	09.99 - 04.01	1870	D	72 kW	1006	52
SCÉNIC II (JM0/1_) 1.4 (JM0B, JM0H, JM1A)	K4J 730	06.03 - 11.08	1390	B	72 kW	1001	36
SCÉNIC II (JM0/1_) 1.4 (JM0B, JM0H, JM1A)	K4J 740	06.03 - 11.08	1390	B	72 kW	1002	38
SCÉNIC II (JM0/1_) 1.4 (JM0B, JM0H, JM1A)	K4J 770	06.03 - 11.08	1390	B	72 kW	1001	36
SCÉNIC II (JM0/1_) 1.5 dCi (JM02, JM13)	K9K 728	11.03 - 08.05	1461	D	74 kW	999	25
SCÉNIC II (JM0/1_) 1.5 dCi (JM02, JM13)	K9K 729	11.03 - 08.05	1461	D	74 kW	999	25
SCÉNIC II (JM0/1_) 1.5 dCi (JM0F)	K9K 722	06.03 - 05.06	1461	D	60 kW	999	25
SCÉNIC II (JM0/1_) 1.5 dCi (JM16)	K9K 728	01.07 - 11.08	1461	D	76 kW	999	25
SCÉNIC II (JM0/1_) 1.5 dCi (JM16)	K9K 734	01.07 - 11.08	1461	D	76 kW	999	25
SCÉNIC II (JM0/1_) 1.5 dCi (JM1E, JM16)	K9K 732	04.05 - 11.08	1461	D	78 kW	999	25
SCÉNIC II (JM0/1_) 1.5 dCi (JM1E, JM16)	K9K 734	04.05 - 11.08	1461	D	78 kW	999	25
SCÉNIC II (JM0/1_) 1.5 dCi (JM1F)	K9K 724	05.05 - 11.08	1461	D	63 kW	999	25
SCÉNIC II (JM0/1_) 1.6 (JM0C, JM0J, JM1B)	K4M 761	06.03 - 10.06	1598	B	83 kW	1001	36
SCÉNIC II (JM0/1_) 1.6 (JM0C, JM0J, JM1B)	K4M 782	06.03 - 10.06	1598	B	83 kW	1001	36
SCÉNIC II (JM0/1_) 1.6 16V (JM1R)	K4M 706	06.03 - 11.08	1598	B	82 kW	1001	36
SCÉNIC II (JM0/1_) 1.6 16V (JM1R)	K4M 766	06.03 - 11.08	1598	B	82 kW	1001	36
SCÉNIC II (JM0/1_) 1.6 16V (JM1R)	K4M 812	06.03 - 11.08	1598	B	82 kW	1002	38
SCÉNIC II (JM0/1_) 1.6 16V (JM1R)	K4M 813	06.03 - 11.08	1598	B	82 kW	1002	38
SCÉNIC II (JM0/1_) 1.6 BiFuel	K4M 764	08.03 - 05.06	1598	B/G	83 kW	1001	36
SCÉNIC II (JM0/1_) 1.6 Hi-Flex	K4M 766	03.05 - 07.10	1598	B/E	81 kW	1001	36
SCÉNIC II (JM0/1_) 1.6	K4M 788	06.06 - 11.08	1598	B	77 kW	1002	38
SCÉNIC II (JM0/1_) 1.9 D	F9Q 803	06.06 - 11.08	1870	D	85 kW	1006	52
SCÉNIC II (JM0/1_) 1.9 D	F9Q 804	06.06 - 11.08	1870	D	85 kW	1006	52
SCÉNIC II (JM0/1_) 1.9 D	F9Q 812	06.06 - 11.08	1870	D	85 kW	1006	52
SCÉNIC II (JM0/1_) 1.9 D	F9Q 816	06.06 - 11.08	1870	D	85 kW	1006	52
SCÉNIC II (JM0/1_) 1.9 D	F9Q 818	06.06 - 11.08	1870	D	85 kW	1006	52
SCÉNIC II (JM0/1_) 1.9 dCi (JM0G, JM12, JM1G, JM2C)	F9Q 812	06.03 - 05.06	1870	D	88 kW	1006	52
SCÉNIC II (JM0/1_) 1.9 dCi (JM14)	F9Q 803	05.05 - 12.09	1870	D	96 kW	1006	52
SCÉNIC II (JM0/1_) 1.9 dCi (JM14)	F9Q 804	05.05 - 12.09	1870	D	96 kW	1006	52
SCÉNIC II (JM0/1_) 1.9 dCi (JM14)	F9Q 816	05.05 - 12.09	1870	D	96 kW	1006	52
SCÉNIC II (JM0/1_) 1.9 dCi (JM14)	F9Q 818	05.05 - 12.09	1870	D	96 kW	1006	52
SCÉNIC II (JM0/1_) 1.9 dCi (JM15)	F9Q 804	05.05 - 11.08	1870	D	81 kW	1006	52
SCÉNIC II (JM0/1_) 1.9 dCi 130	F9Q 804	10.05 - 12.09	1870	D	97 kW	1006	52
SCÉNIC II (JM0/1_) 1.9 dCi	F9Q 803	06.03 - 11.09	1870	D	72 kW	1006	52
SCÉNIC II (JM0/1_) 1.9 dCi	F9Q 804	06.03 - 11.08	1870	D	92 kW	1006	52
SCÉNIC II (JM0/1_) 2.0 (JM05, JM0U, JM1N, JM1U, JM2V)	F4R 770	06.03 - 12.09	1998	B	99 kW	1009	63
SCÉNIC II (JM0/1_) 2.0 (JM05, JM0U, JM1N, JM1U, JM2V)	F4R 771	06.03 - 12.09	1998	B	99 kW	1009	63
SCÉNIC II (JM0/1_) 2.0 (JM0S, JM2N)	F4R 771	02.08 - 04.09	1998	B	101 kW	1009	63
SCÉNIC II (JM0/1_) 2.0 16V Turbo (JM0W)	F4R 776	05.04 - 11.08	1998	B	120 kW	1009	63
SCÉNIC II (JM0/1_) 2.0 dCi (JM1K)	M9R 700	09.05 - 11.08	1995	D	110 kW	1010	68
SCÉNIC II (JM0/1_) 2.0 dCi (JM1K)	M9R 721	09.05 - 11.08	1995	D	110 kW	1010	68
SCÉNIC II (JM0/1_) 2.0 dCi (JM1K)	M9R 722	09.05 - 11.08	1995	D	110 kW	1010	68
SCÉNIC III (JZ0/1_) 1.2 TCe (JZ16)	H5F 404	01.13	1197	B	97 kW	997	14
SCÉNIC III (JZ0/1_) 1.2 TCe (JZ16)	H5F 408	01.13	1197	B	97 kW	997	14
SCÉNIC III (JZ0/1_) 1.2 TCe	H5F 400	04.12	1197	B	85 kW	997	14
SCÉNIC III (JZ0/1_) 1.2 TCe	H5F 408	07.14	1197	B	96 kW	997	14
SCÉNIC III (JZ0/1_) 1.5 dCi (JZ02, JZ0R)	K9K 846	11.10	1461	D	70 kW	999	25
SCÉNIC III (JZ0/1_) 1.5 dCi	K9K 636	04.09	1461	D	81 kW	999	25
SCÉNIC III (JZ0/1_) 1.5 dCi	K9K 656	04.09	1461	D	81 kW	999	25
SCÉNIC III (JZ0/1_) 1.5 dCi	K9K 657	04.09	1461	D	81 kW	999	25
SCÉNIC III (JZ0/1_) 1.5 dCi	K9K 830	04.09	1461	D	63 kW	999	25
SCÉNIC III (JZ0/1_) 1.5 dCi	K9K 832	02.09	1461	D	78 kW	999	25








SCÉNIC III (JZ0/1_) 1.5 dCi	K9K 836	04.09	1461	D	81 kW	999	25
SCÉNIC III (JZ0/1_) 1.5 dCi	K9K 837	04.09	1461	D	81 kW	999	25
SCÉNIC III (JZ0/1_) 1.6 16V (JZ0U, JZ1B)	K4M 858	02.09	1598	B	81 kW	1002	38
SCÉNIC III (JZ0/1_) 1.6 16V (JZ0U, JZ1B)	K4M R 858	02.09	1598	B	81 kW	1002	38
SCÉNIC III (JZ0/1_) 1.6 16V Bifuel	K4M 866	02.09	1598	B/G	81 kW	1002	38
SCÉNIC III (JZ0/1_) 1.6 16V Bifuel	K4M 866	04.12 - 12.13	1598	B/G	79 kW	1002	38
SCÉNIC III (JZ0/1_) 1.6 E85 (JZ03, JZ1Y)	K4M 866	02.09	1598	B/E	81 kW	1002	38
SCÉNIC III (JZ0/1_) 1.6 dCi (JZ00, JZ12)	R9M 402	04.11	1598	D	96 kW	1006	54
SCÉNIC III (JZ0/1_) 1.6 dCi (JZ00, JZ12)	R9M 404	04.11	1598	D	96 kW	1006	54
SCÉNIC III (JZ0/1_) 1.6 dCi (JZ00, JZ12)	R9M 414	04.11	1598	D	96 kW	1005	48
SCÉNIC III (JZ0/1_) 1.9 dCi (JZ0J, JZ1J, JZ1K, JZ1S)	F9Q 870	02.09	1870	D	96 kW	1006	52
SCÉNIC III (JZ0/1_) 1.9 dCi (JZ0J, JZ1J, JZ1K, JZ1S)	F9Q 872	02.09	1870	D	96 kW	1006	52
SCÉNIC III (JZ0/1_) 2.0 dCi (JZ0L)	M9R 610	04.09	1995	D	118 kW	1010	68
SCÉNIC III (JZ0/1_) 2.0 dCi (JZ0Y, JZ26)	M9R 615	02.09	1995	D	110 kW	1010	68
SCÉNIC III VAN (JZ0/1_) 1.5 dCi (JZ02)	K9K 846	01.13	1461	D	70 kW	999	25
SCÉNIC III VAN (JZ0/1_) 1.5 dCi (JZ0D, JZ1M, JZ09, JZ14, JZ1G, JZ1W, JZ10)	K9K 836	04.09	1461	D	81 kW	999	25
SCÉNIC III VAN (JZ0/1_) 1.5 dCi (JZ0D, JZ1M, JZ09, JZ14, JZ1G, JZ1W, JZ10)	K9K 837	04.09	1461	D	81 kW	999	25
SCÉNIC III VAN (JZ0/1_) 1.6 VVT (JZ0U, JZ1B, JZ1H, JZ1U, JZ24)	K4M 858	01.13	1598	B	81 kW	1002	38
SCÉNIC III VAN (JZ0/1_) 1.6 dCi (JZ00, JZ12, JZ2A)	R9M 402	01.13	1598	D	96 kW	1006	54
SCÉNIC III VAN (JZ0/1_) 1.9 dCi (JZ0J, JZ1J, JZ1K, JZ1S)	F9Q 870	01.13	1870	D	96 kW	1006	52
SCÉNIC III VAN (JZ0/1_) 1.9 dCi (JZ0J, JZ1J, JZ1K, JZ1S)	F9Q 872	01.13	1870	D	96 kW	1006	52
SCÉNIC IV (J9_) 1.2 TCe 115	H5F 408	09.16	1197	B	85 kW	997	14
SCÉNIC IV (J9_) 1.2 TCe 130	H5F 408	09.16	1197	B	96 kW	997	14
SCÉNIC IV (J9_) 1.5 dCi 110 Hybrid Assist (J9AE)	K9K 500	04.17	1461	D	81 kW	999	25
SCÉNIC IV (J9_) 1.5 dCi 110 Hybrid Assist (J9AE)	K9K 502	04.17	1461	D	81 kW	1000	27
SCÉNIC IV (J9_) 1.5 dCi 110	K9K 646	09.16	1461	D	81 kW	999	25
SCÉNIC IV (J9_) 1.5 dCi 110	K9K 647	09.16	1461	D	81 kW	999	25
SCÉNIC IV (J9_) 1.5 dCi 95	K9K 646	09.16	1461	D	70 kW	999	25
SCÉNIC IV (J9_) 1.5 dCi 95	K9K 846	09.16	1461	D	70 kW	999	25
SCÉNIC IV (J9_) 1.6 dCi 130	R9M 409	09.16	1598	D	96 kW	1005	48
SCÉNIC IV (J9_) 1.6 dCi 160	R9M 452	09.16	1598	D	118 kW	1005	48
SPORT SPIDER (EF0_) 2.0 16V	F7R 710	03.95 - 10.99	1998	B	110 kW	1008	59
SPORT SPIDER (EF0_) 2.0	F7R 710	12.95 - 08.96	1998	B	108 kW	1008	59
SUPER 5 (B/C40_) 1.0 (B/C/400)	C1C 700	10.84 - 10.88	956	B	30 kW	994	3
SUPER 5 (B/C40_) 1.0	C1C 700	02.88 - 06.92	956	B	32 kW	994	3
SUPER 5 (B/C40_) 1.1 (B/C/401)	C1E 750	10.84 - 10.88	1108	B	34 kW	996	10
SUPER 5 (B/C40_) 1.1 (B/C/401)	C1E 752	10.84 - 10.88	1108	B	34 kW	996	10
SUPER 5 (B/C40_) 1.1 (B/C/401)	C1E 754	10.84 - 10.88	1108	B	34 kW	996	10
SUPER 5 (B/C40_) 1.1 (B/C/401, B/C40H)	C1E 750	01.86 - 03.95	1108	B	33 kW	996	10
SUPER 5 (B/C40_) 1.1 (B/C/401, B/C40H)	C1E 752	01.86 - 03.95	1108	B	33 kW	996	10
SUPER 5 (B/C40_) 1.1 (B/C/401, B/C40H)	C1E 756	01.86 - 03.95	1108	B	33 kW	996	10
SUPER 5 (B/C40_) 1.1 (B/C/401, B/C40H)	C1E 760	01.86 - 03.95	1108	B	33 kW	996	10
SUPER 5 (B/C40_) 1.1	C1E 750	10.89 - 12.90	1108	B	35 kW	996	10
SUPER 5 (B/C40_) 1.2 (B/C40F)	C1G 702	01.87 - 08.90	1237	B	40 kW	996	12
SUPER 5 (B/C40_) 1.2 (B/C40F)	C1G 720	01.87 - 08.90	1237	B	40 kW	996	12
SUPER 5 (B/C40_) 1.2 (B/C40F)	C1G 722	01.87 - 08.90	1237	B	40 kW	996	12
SUPER 5 (B/C40_) 1.4 (B/C402)	C1J 768	10.84 - 06.88	1397	B	43 kW	999	24
SUPER 5 (B/C40_) 1.4 (B/C402)	C1J 780	10.84 - 06.88	1397	B	43 kW	999	24
SUPER 5 (B/C40_) 1.4 (B/C403)	C2J 700	10.84 - 07.89	1397	B	52 kW	999	24
SUPER 5 (B/C40_) 1.4 (B/C403)	C2J 780	10.84 - 07.89	1397	B	52 kW	999	24
SUPER 5 (B/C40_) 1.4 (B/C403)	C2J 781	10.84 - 07.89	1397	B	52 kW	999	24
SUPER 5 (B/C40_) 1.4 (B/C403)	C2J 788	10.84 - 07.89	1397	B	52 kW	999	24
SUPER 5 (B/C40_) 1.4 (B/C403)	C2J 789	10.84 - 07.89	1397	B	52 kW	999	24
SUPER 5 (B/C40_) 1.4 (B/C403)	C2J 798	10.84 - 07.89	1397	B	52 kW	999	24
SUPER 5 (B/C40_) 1.4 (B/C40J)	C2J 782	06.87 - 07.89	1397	B	49 kW	999	24
SUPER 5 (B/C40_) 1.4 (B/C40M)	C2J 784	06.87 - 08.90	1397	B	44 kW	999	24
SUPER 5 (B/C40_) 1.4 Cat (B/C/407)	C3J 700	10.85 - 12.96	1397	B	43 kW	999	24
SUPER 5 (B/C40_) 1.4 Cat (B/C/407)	C3J 702	10.85 - 12.96	1397	B	43 kW	999	24
SUPER 5 (B/C40_) 1.4 Cat (B/C/407)	C3J 760	10.85 - 12.96	1390	B	43 kW	999	22
SUPER 5 (B/C40_) 1.4 Turbo (C405)	C1J 782	04.85 - 08.90	1397	B	88 kW	999	24
SUPER 5 (B/C40_) 1.4 Turbo (C405)	C1J 784	04.85 - 08.90	1397	B	88 kW	999	24
SUPER 5 (B/C40_) 1.4 Turbo (C405)	C1J 788	04.85 - 08.90	1397	B	88 kW	999	24

			ccm		kw		1 POS
SUPER 5 (B/C40_) 1.4 Turbo GT (C405)	840 730	01.85 - 05.91	1397	B	88 kW	999	24
SUPER 5 (B/C40_) 1.6 D (B/C/404)	F8M 720	08.85 - 12.96	1595	D	40 kW	1001	33
SUPER 5 (B/C40_) 1.6 D (B/C/404)	F8M 730	08.85 - 12.96	1595	D	40 kW	1001	33
SUPER 5 (B/C40_) 1.6 D	F8M 730	04.85 - 12.90	1595	D	40 kW	1001	33
SUPER 5 (B/C40_) 1.7 (B/C408)	F3N 716	10.86 - 03.95	1721	B	54 kW	1007	55
SUPER 5 (B/C40_) 1.7 (B/C408)	F3N 717	10.86 - 03.95	1721	B	54 kW	1007	55
SUPER 5 (B/C40_) 1.7 (B/C40K, B/C40G)	F2N 740	06.87 - 03.95	1721	B	64 kW	1007	55
SUPER 5 (B/C40_) 1.7 (B/C40K, B/C40G)	F2N 742	06.87 - 03.95	1721	B	64 kW	1007	55
SUPER 5 (B/C40_) 1.7 i (C409)	F3N 702	10.86 - 08.91	1721	B	69 kW	1007	55
SUPER 5 (B/C40_) 1.7 i (C409)	F3N 722	10.86 - 08.91	1721	B	69 kW	1007	55
SUPER 5 (B/C40_) 1.7	F2N 740	09.88 - 09.90	1721	B	66 kW	1007	55
SUPER 5 Kasten/Schrägheck (S40_) 1.0 (S400)	C1C 700	10.84 - 10.88	956	B	30 kW	994	3
SUPER 5 Kasten/Schrägheck (S40_) 1.1 (S401)	C1E 750	10.84 - 12.96	1108	B	34 kW	996	10
SUPER 5 Kasten/Schrägheck (S40_) 1.1 (S401)	C1E 752	10.84 - 12.96	1108	B	34 kW	996	10
SUPER 5 Kasten/Schrägheck (S40_) 1.1 (S401)	C1E 754	10.84 - 12.96	1108	B	34 kW	996	10
SUPER 5 Kasten/Schrägheck (S40_) 1.2 (S40F, S407)	C1G 702	01.87 - 12.96	1237	B	44 kW	996	12
SUPER 5 Kasten/Schrägheck (S40_) 1.2	C1G 702	07.87 - 06.89	1237	B	40 kW	996	12
SUPER 5 Kasten/Schrägheck (S40_) 1.4	C1J 788	04.85 - 10.87	1397	B	85 kW	999	24
SUPER 5 Kasten/Schrägheck (S40_) 1.4	C3J 700	09.85 - 07.86	1397	B	44 kW	999	24
SUPER 5 Kasten/Schrägheck (S40_) 1.6 D (S404)	F8M 720	10.84 - 12.96	1595	D	40 kW	1001	33
TALIAN 1.0 TCe 100 ECO LPG	H4D 480	08.21	999	B/G	74 kW	996	13
TALIAN 1.0 TCe 90	H4D 470	08.21	999	B	66 kW	996	13
TALIAN 1.0 TCe 90	H4D 480	08.21	999	B	66 kW	996	13
TALISMAN (LP_) 1.5 dCi 110 (LPA3)	K9K 646	11.15	1461	D	81 kW	999	25
TALISMAN (LP_) 1.5 dCi 110 (LPA3)	K9K 647	11.15	1461	D	81 kW	999	25
TALISMAN (LP_) 1.6 dCi 130	R9M 409	11.15	1598	D	96 kW	1005	48
TALISMAN (LP_) 1.6 dCi 160	R9M 452	06.15	1598	D	118 kW	1005	48
TALISMAN (LP_) 1.6 dCi 160	R9M 453	06.15	1598	D	118 kW	1005	48
TALISMAN (LP_) 2.0 Blue dCi 160 (LPAM)	M9R 650	01.19	1997	D	118 kW	1010	71
TALISMAN (LP_) 2.0 Blue dCi 190 (LPAL, LPAM)	M9R 650	07.21	1997	D	139 kW	1010	71
TALISMAN (LP_) 2.0 Blue dCi 200 (LPAL)	M9R 650	01.19	1997	D	147 kW	1010	71
TALISMAN Grandtour (KP_) 1.5 dCi 110	K9K 646	03.16	1461	D	81 kW	999	25
TALISMAN Grandtour (KP_) 1.5 dCi 110	K9K 647	03.16	1461	D	81 kW	999	25
TALISMAN Grandtour (KP_) 1.5 dCi 110	K9K 648	03.16	1461	D	81 kW	1000	26
TALISMAN Grandtour (KP_) 1.5 dCi 110	K9K 649	03.16	1461	D	81 kW	999	25
TALISMAN Grandtour (KP_) 1.6 dCi 130	R9M 409	03.16	1598	D	96 kW	1005	48
TALISMAN Grandtour (KP_) 1.6 dCi 160	R9M 452	03.16	1598	D	118 kW	1005	48
TALISMAN Grandtour (KP_) 1.6 dCi 160	R9M 453	03.16	1598	D	118 kW	1005	48
TALISMAN Grandtour (KP_) 2.0 Blue dCi 160 (KPAM)	M9R 650	01.19	1997	D	118 kW	1010	71
TALISMAN Grandtour (KP_) 2.0 Blue dCi 190 (KPAL, KPAM)	M9R 650	07.21	1997	D	139 kW	1010	71
TALISMAN Grandtour (KP_) 2.0 Blue dCi 200 (KPAL)	M9R 650	01.19	1997	D	147 kW	1010	71
THALIA I (LB_) 1.0 (LB06, LB2R)	D4D 700	06.00 - 01.05	999	B	52 kW	995	7
THALIA I (LB_) 1.0 (LB06, LB2R)	D4D 706	06.00 - 01.05	999	B	52 kW	995	8
THALIA I (LB_) 1.0 (LB06, LB2R)	D4D 754	06.00 - 01.05	999	B	52 kW	995	7
THALIA I (LB_) 1.2 16V	D4F 706	06.99	1149	B	55 kW	995	7
THALIA I (LB_) 1.2 16V	D4F 712	06.99	1149	B	55 kW	995	7
THALIA I (LB_) 1.2 16V	D4F 728	06.99	1149	B	55 kW	995	7
THALIA I (LB_) 1.2	D7F 744	02.98 - 10.03	1149	B	43 kW	995	9
THALIA I (LB_) 1.2	D7F 746	02.98 - 10.03	1149	B	43 kW	995	9
THALIA I (LB_) 1.4 (LB17)	K7J 700	05.00 - 02.09	1390	B	72 kW	998	21
THALIA I (LB_) 1.4 16V	K4J 712	08.00	1390	B	72 kW	1001	36
THALIA I (LB_) 1.4	K7J 700	08.00	1390	B	55 kW	998	21
THALIA I (LB_) 1.5 dCi	K9K 700	06.01	1461	D	48 kW	999	25
THALIA I (LB_) 1.5 dCi	K9K 700	02.03	1461	D	50 kW	999	25
THALIA I (LB_) 1.5 dCi	K9K 702	06.01 - 02.09	1461	D	60 kW	999	25
THALIA I (LB_) 1.5 dCi	K9K 706	06.01 - 02.09	1461	D	60 kW	999	25
THALIA I (LB_) 1.5 dCi	K9K 706	04.04 - 11.09	1461	D	58 kW	999	25
THALIA I (LB_) 1.5 dCi	K9K 714	02.03	1461	D	50 kW	999	25
THALIA I (LB_) 1.5 dCi	K9K 718	06.01 - 02.09	1461	D	62 kW	999	25
THALIA I (LB_) 1.5 dCi	K9K 740	06.05	1461	D	47 kW	999	25
THALIA I (LB_) 1.6 (LB01, LB1J)	K4M 740	05.00 - 10.04	1598	B	81 kW	1001	36
THALIA I (LB_) 1.6 16V	K4M 740	07.00 - 02.09	1598	B	79 kW	1001	36








THALIA I (LB_) 1.6 Authentique Hi-Flex (LB26, LB3E)	K4M 736	11.04 - 02.09	1598	B/E	86 kW	1001	36
THALIA I (LB_) 1.6 Authentique Hi-Flex (LB26, LB3E)	K4M 742	11.04 - 02.09	1598	B/E	86 kW	1001	36
THALIA I (LB_) 1.6 Authentique Hi-Flex (LB26, LB3E)	K4M 743	11.04 - 02.09	1598	B/E	86 kW	1001	36
THALIA I (LB_) 1.6	K4M 736	01.04 - 12.08	1598	B	82 kW	1001	36
THALIA I (LB_) 1.6	K7M 746	03.98	1598	B	66 kW	1004	44
THALIA I (LB_) 1.6	K7M 746	06.99 - 04.03	1598	B	73 kW	1004	44
THALIA I (LB_) 1.9 D	F8Q 630	02.98 - 11.02	1870	D	48 kW	1005	46
THALIA II (LU_) 1.2 16V (LU2V)	D4F 728	09.08 - 06.14	1149	B	55 kW	995	7
THALIA II (LU_) 1.2 LPG	D4F 728	01.10 - 12.13	1149	B/G	55 kW	995	7
THALIA II (LU_) 1.4	K4J 712	01.09 - 12.11	1390	B	72 kW	1001	36
THALIA II (LU_) 1.4	K7J 700	09.08 - 06.14	1390	B	55 kW	998	21
THALIA II (LU_) 1.5 dCi	K9K 700	01.09	1461	D	48 kW	999	25
THALIA II (LU_) 1.5 dCi	K9K 718	09.08	1461	D	62 kW	999	25
THALIA II (LU_) 1.5 dCi	K9K 740	09.08	1461	D	47 kW	999	25
THALIA II (LU_) 1.5 dCi	K9K 834	01.09	1461	D	66 kW	999	25
THALIA II (LU_) 1.6 16V (LU1A, LU1B, LU1D, LU2M)	K4M 744	01.09	1598	B	79 kW	1001	36
THALIA II (LU_) 1.6 16V (LU1A, LU1B, LU1D, LU2M)	K4M 745	01.09	1598	B	79 kW	1001	36
THALIA II (LU_) 1.6 16V	K4M 743	09.08	1598	B	77 kW	1001	36
THALIA II (LU_) 1.6 Flex (LU02)	K7M 734	04.09 - 03.13	1598	B/E	70 kW	1003	42
THALIA II (LU_) 1.6	K7M 734	01.09 - 05.12	1598	B	48 kW	1003	42
THALIA II (LU_) 1.6	K7M 746	01.09 - 12.12	1598	B	66 kW	1004	44
THALIA III (L8_) 0.9 TCe	H4B 400	06.14	898	B	66 kW	996	13
THALIA III (L8_) 1.2 16V	D4F 732	12.13	1149	B	55 kW	995	7
THALIA III (L8_) 1.2 LPG	D4F 732	03.14	1149	B/G	55 kW	995	7
THALIA III (L8_) 1.5 dCi (L8AJ)	K9K 612	12.13	1461	D	66 kW	999	25
THALIA III (L8_) 1.5 dCi (L8AJ)	K9K 626	12.13	1461	D	66 kW	1000	28
THALIA III (L8_) 1.5 dCi	K9K 612	07.14	1461	D	55 kW	999	25
THALIA III (L8_) 1.5 dCi	K9K 612	12.13	1461	D	60 kW	999	25
THALIA III (L8_) 1.5 dCi	K9K 626	12.13	1461	D	60 kW	1000	28
THALIA III (L8_) 1.5 dCi	K9K 830	12.13	1461	D	60 kW	999	25
THALIA III (L8_) 1.5 dCi	K9K 838	12.13	1461	D	60 kW	999	25
THALIA III (L8_) 1.5 dCi	K9K 872	11.19	1461	D	70 kW	999	25
THALIA III (L8_) 1.6 (L8JB, L8ME, L8MV)	K7M 812	03.14	1598	B	61 kW	1004	45
THALIA III (L8_) 1.6 (L8JB, L8ME, L8MV)	K7M 812	03.14	1598	B	63 kW	1004	45
THALIA III (L8_) 1.6 16V	K4M 842	12.13 - 09.14	1598	B	80 kW	1002	39
THALIA III (L8_) 1.6 16V	K4M 842	12.13	1598	B	77 kW	1002	39
TRAFIC Bus (T_, P_, V_) 1.4	847 700	03.80 - 04.89	1397	B	35 kW	999	24
TRAFIC Bus (T_, P_, V_) 1.4	847 701	03.80 - 04.89	1397	B	35 kW	999	24
TRAFIC Bus (T_, P_, V_) 1.4	C1J 700	03.80 - 04.89	1397	B	35 kW	999	24
TRAFIC Bus (T_, P_, V_) 1.6 4x4	A1M 707	03.80 - 08.86	1647	B	48 kW	1001	35
TRAFIC Bus (T_, P_, V_) 1.6	841 705	01.84 - 06.86	1647	B	48 kW	1001	35
TRAFIC Bus (T_, P_, V_) 1.6	A1M 707	01.84 - 06.86	1647	B	48 kW	1001	35
TRAFIC Bus (T_, P_, V_) 1.6	A1M 708	01.84 - 06.86	1647	B	48 kW	1001	35
TRAFIC Bus (T_, P_, V_) 1.7	F1N 724	08.92 - 08.94	1721	B	50 kW	1007	55
TRAFIC Bus (T_, P_, V_) 1.7	F1N 724	06.86 - 04.89	1721	B	50 kW	1007	55
TRAFIC Bus (T_, P_, V_) 1.9 D	F8Q 600	06.97 - 03.01	1870	D	44 kW	1005	46
TRAFIC Bus (T_, P_, V_) 1.9 D	F8Q 606	06.97 - 03.01	1870	D	44 kW	1005	46
TRAFIC Bus (T_, P_, V_) 2.0 4x4	J5R 726	06.86 - 04.89	1995	B	59 kW	1011	78
TRAFIC Bus (T_, P_, V_) 2.0	829 720	07.80 - 04.85	1995	B	58 kW	1011	78
TRAFIC Bus (T_, P_, V_) 2.0	J5R 726	06.86 - 04.89	1995	B	59 kW	1011	78
TRAFIC Bus (T_, P_, V_) 2.0	J5R 726	05.89 - 08.90	1995	B	59 kW	1011	78
TRAFIC Bus (T_, P_, V_) 2.1 D 4x4	852 750	05.85 - 02.89	2068	D	43 kW	1011	75
TRAFIC Bus (T_, P_, V_) 2.1 D	852 720	05.89 - 06.94	2068	D	43 kW	1011	75
TRAFIC Bus (T_, P_, V_) 2.1 D	852 750	03.80 - 04.89	2068	D	43 kW	1011	75
TRAFIC Bus (T_, P_, V_) 2.1 D	852 750	05.89 - 06.94	2068	D	43 kW	1011	75
TRAFIC Bus (T_, P_, V_) 2.1 D	J8S 620	06.94 - 10.97	2068	D	47 kW	1011	75
TRAFIC Bus (T_, P_, V_) 2.1 D	J8S 758	06.94 - 10.97	2068	D	47 kW	1011	75
TRAFIC Bus (T_, P_, V_) 2.2 4x4	J7T 600	06.94 - 10.97	2165	B	74 kW	1012	79
TRAFIC Bus (T_, P_, V_) 2.2 4x4	J7T 780	05.89 - 06.94	2165	B	70 kW	1012	79
TRAFIC Bus (T_, P_, V_) 2.2	J7T 600	06.94 - 10.97	2165	B	74 kW	1012	79
TRAFIC Bus (T_, P_, V_) 2.2	J7T 780	05.89 - 06.94	2165	B	70 kW	1012	79
TRAFIC Bus (T_, P_, V_) 2.5 D 4x4	8140.67.2500	08.89 - 03.01	2499	D	55 kW	1012	81








			ccm		kw		1 POS
TRAFIC Bus (T_, P_, V_) 2.5 D 4x4	8140.67.2550	08.89 - 03.01	2499	D	55 kW	1012	81
TRAFIC Bus (T_, P_, V_) 2.5 D 4x4	8140.67.2580	08.89 - 03.01	2499	D	55 kW	1012	81
TRAFIC Bus (T_, P_, V_) 2.5 D 4x4	S8U 750	08.89 - 03.01	2499	D	55 kW	1012	81
TRAFIC Bus (T_, P_, V_) 2.5 D 4x4	S8U 752	08.89 - 03.01	2499	D	55 kW	1012	81
TRAFIC Bus (T_, P_, V_) 2.5 D 4x4	S8U 758	08.89 - 03.01	2499	D	55 kW	1012	81
TRAFIC Bus (T_, P_, V_) 2.5 D	8140.67.2500	05.89 - 03.01	2499	D	55 kW	1012	81
TRAFIC Bus (T_, P_, V_) 2.5 D	8140.67.2550	05.89 - 03.01	2499	D	55 kW	1012	81
TRAFIC Bus (T_, P_, V_) 2.5 D	8140.67.2580	05.89 - 03.01	2499	D	55 kW	1012	81
TRAFIC Bus (T_, P_, V_) 2.5 D	S8U 750	05.89 - 03.01	2499	D	55 kW	1012	81
TRAFIC Bus (T_, P_, V_) 2.5 D	S8U 750	03.89 - 08.94	2499	D	56 kW	1012	81
TRAFIC Bus (T_, P_, V_) 2.5 D	S8U 752	05.89 - 03.01	2499	D	55 kW	1012	81
TRAFIC Bus (T_, P_, V_) 2.5 D	S8U 758	05.89 - 03.01	2499	D	55 kW	1012	81
TRAFIC Bus (T_, P_, V_) 2.5 D	S8U 758	09.94 - 04.98	2499	D	58 kW	1012	81
TRAFIC II Bus (JL) 1.9 dCi 100 (JL0C)	F9Q 760	03.01 - 10.06	1870	D	74 kW	1006	52
TRAFIC II Bus (JL) 1.9 dCi 80 (JL0B)	F9Q 762	03.01 - 10.06	1870	D	60 kW	1006	52
TRAFIC II Bus (JL) 1.9 dCi	F9Q 760	01.07 - 12.18	1870	D	75 kW	1006	52
TRAFIC II Bus (JL) 1.9 dCi	F9Q 762	04.01 - 07.03	1870	D	59 kW	1006	52
TRAFIC II Bus (JL) 2.0 (JL0A)	F4R 720	03.01	1998	B	88 kW	1009	63
TRAFIC II Bus (JL) 2.0 (JL0A)	F4R 722	03.01	1998	B	88 kW	1009	63
TRAFIC II Bus (JL) 2.0 16V	F4R 820	08.06	1998	B	86 kW	1009	63
TRAFIC II Bus (JL) 2.0 dCi 115	M9R 630	08.06	1995	D	84 kW	1009	66
TRAFIC II Bus (JL) 2.0 dCi 115	M9R 692	08.06	1995	D	84 kW	1010	68
TRAFIC II Bus (JL) 2.0 dCi 115	M9R 780	08.06	1995	D	84 kW	1009	67
TRAFIC II Bus (JL) 2.0 dCi 115	M9R 782	08.06	1995	D	84 kW	1010	68
TRAFIC II Bus (JL) 2.0 dCi 115	M9R 786	08.06	1995	D	84 kW	1010	68
TRAFIC II Bus (JL) 2.0 dCi 90	M9R 630	08.06	1995	D	66 kW	1009	66
TRAFIC II Bus (JL) 2.0 dCi 90	M9R 780	08.06	1995	D	66 kW	1009	67
TRAFIC II Bus (JL) 2.0 dCi 90	M9R 782	08.06	1995	D	66 kW	1010	68
TRAFIC II Bus (JL) 2.0 dCi 90	M9R 786	08.06	1995	D	66 kW	1010	68
TRAFIC II Bus (JL) 2.5 dCi 115	G9U 630	02.08	2463	D	84 kW	1012	80
TRAFIC II Bus (JL) 2.5 dCi 135 (JL0D)	G9U 730	05.03 - 10.06	2463	D	99 kW	1012	80
TRAFIC II Bus (JL) 2.5 dCi 145 (JL0J)	G9U 630	08.06	2463	D	107 kW	1012	80
TRAFIC II Kasten (FL) 1.9 dCi 100 (FL0C)	F9Q 760	03.01 - 05.07	1870	D	74 kW	1006	52
TRAFIC II Kasten (FL) 1.9 dCi 80 (FL0B)	F9Q 760	03.01 - 05.07	1870	D	60 kW	1006	52
TRAFIC II Kasten (FL) 1.9 dCi 80 (FL0B)	F9Q 762	03.01 - 05.07	1870	D	60 kW	1006	52
TRAFIC II Kasten (FL) 1.9 dCi	F9Q 760	03.01	1870	D	75 kW	1006	52
TRAFIC II Kasten (FL) 1.9 dCi	F9Q 762	04.01 - 07.03	1870	D	59 kW	1006	52
TRAFIC II Kasten (FL) 2.0 (FLOA)	F4R 720	03.01	1998	B	88 kW	1009	63
TRAFIC II Kasten (FL) 2.0 (FLOA)	F4R 722	03.01	1998	B	88 kW	1009	63
TRAFIC II Kasten (FL) 2.0 16V	F4R 820	08.06	1998	B	86 kW	1009	63
TRAFIC II Kasten (FL) 2.0 dCi 115 (FL01, FL0U)	M9R 692	08.06	1995	D	84 kW	1010	68
TRAFIC II Kasten (FL) 2.0 dCi 115 (FL01, FL0U)	M9R 780	08.06	1995	D	84 kW	1009	67
TRAFIC II Kasten (FL) 2.0 dCi 115 (FL01, FL0U)	M9R 782	08.06	1995	D	84 kW	1010	68
TRAFIC II Kasten (FL) 2.0 dCi 115 (FL01, FL0U)	M9R 786	08.06	1995	D	84 kW	1010	68
TRAFIC II Kasten (FL) 2.0 dCi 90 (FLOH)	M9R 630	08.06	1995	D	66 kW	1009	66
TRAFIC II Kasten (FL) 2.0 dCi 90 (FLOH)	M9R 780	08.06	1995	D	66 kW	1009	67
TRAFIC II Kasten (FL) 2.0 dCi 90 (FLOH)	M9R 782	08.06	1995	D	66 kW	1010	68
TRAFIC II Kasten (FL) 2.0 dCi 90 (FLOH)	M9R 786	08.06	1995	D	66 kW	1010	68
TRAFIC II Kasten (FL) 2.5 dCi 135 (FL0D)	G9U 730	05.03 - 10.06	2463	D	99 kW	1012	80
TRAFIC II Kasten (FL) 2.5 dCi 145 (FL0J)	G9U 630	08.06	2463	D	107 kW	1012	80
TRAFIC II Kasten (FL) 2.5 dCi	G9U 630	08.07	2463	D	84 kW	1012	80
TRAFIC II Pritsche/Fahrgestell (EL) 1.9 dCi 100 (EL0C)	F9Q 760	03.01 - 10.06	1870	D	74 kW	1006	52
TRAFIC II Pritsche/Fahrgestell (EL) 1.9 dCi 80 (EL0B)	F9Q 762	03.01 - 10.06	1870	D	60 kW	1006	52
TRAFIC II Pritsche/Fahrgestell (EL) 1.9 dCi	F9Q 762	09.01 - 07.03	1870	D	59 kW	1006	52
TRAFIC II Pritsche/Fahrgestell (EL) 2.0 (EL0A)	F4R 720	03.01 - 10.06	1998	B	88 kW	1009	63
TRAFIC II Pritsche/Fahrgestell (EL) 2.0 16V	F4R 820	08.06	1998	B	86 kW	1009	63
TRAFIC II Pritsche/Fahrgestell (EL) 2.0 dCi 115 (EL0H)	M9R 692	08.06	1995	D	84 kW	1010	68
TRAFIC II Pritsche/Fahrgestell (EL) 2.0 dCi 115 (EL0H)	M9R 780	08.06	1995	D	84 kW	1009	67
TRAFIC II Pritsche/Fahrgestell (EL) 2.0 dCi 115 (EL0H)	M9R 782	08.06	1995	D	84 kW	1010	68
TRAFIC II Pritsche/Fahrgestell (EL) 2.0 dCi 115 (EL0H)	M9R 786	08.06	1995	D	84 kW	1010	68
TRAFIC II Pritsche/Fahrgestell (EL) 2.0 dCi 90 (EL0H)	M9R 780	08.06	1995	D	66 kW	1009	67
TRAFIC II Pritsche/Fahrgestell (EL) 2.0 dCi 90 (EL0H)	M9R 782	08.06	1995	D	66 kW	1010	68




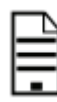






TRAFIC II Pritsche/Fahrgestell (EL) 2.5 dCi 135 (EL0D)	G9U 730	03.01 - 10.06	2463	D	99 kW	1012	80
TRAFIC II Pritsche/Fahrgestell (EL) 2.5 dCi 145 (EL0J)	G9U 630	08.06	2463	D	107 kW	1012	80
TRAFIC II Pritsche/Fahrgestell (EL) 2.5 dCi	G9U 630	08.07	2463	D	84 kW	1012	80
TRAFIC III Bus (JG_) 1.6 dCi 115 (JGMD)	R9M 408	05.14	1598	D	85 kW	1005	48
TRAFIC III Bus (JG_) 1.6 dCi 120 (JGMB)	R9M 450	05.14	1598	D	88 kW	1005	48
TRAFIC III Bus (JG_) 1.6 dCi 120 (JGMS)	R9M 415	01.19	1598	D	89 kW	1005	49
TRAFIC III Bus (JG_) 1.6 dCi 125 (JGMH)	R9M 452	07.15	1598	D	92 kW	1005	48
TRAFIC III Bus (JG_) 1.6 dCi 140 (JGMA)	R9M 450	05.14	1598	D	103 kW	1005	48
TRAFIC III Bus (JG_) 1.6 dCi 145 (JGMG)	R9M 450	07.15	1598	D	107 kW	1005	48
TRAFIC III Bus (JG_) 1.6 dCi 145 (JGMG)	R9M 452	07.15	1598	D	107 kW	1005	48
TRAFIC III Bus (JG_) 1.6 dCi 90 (JGME)	R9M 408	05.14	1598	D	66 kW	1005	48
TRAFIC III Bus (JG_) 1.6 dCi 95 (JGMR, JGMJ)	R9M 408	07.15	1598	D	70 kW	1005	48
TRAFIC III Bus (JG_) 1.6 dCi 95 (JGMR, JGMJ)	R9M 413	07.15	1598	D	70 kW	1005	48
TRAFIC III Bus (JG_) 1.6 dCi 95 (JGMR, JGMJ)	R9M 415	07.15	1598	D	70 kW	1005	49
TRAFIC III Kasten (FG_) 1.6 dCi 115 (FGMD)	R9M 408	05.14	1598	D	85 kW	1005	48
TRAFIC III Kasten (FG_) 1.6 dCi 120 (FGMB)	R9M 450	05.14	1598	D	88 kW	1005	48
TRAFIC III Kasten (FG_) 1.6 dCi 120 (FGMK)	R9M 413	07.15	1598	D	89 kW	1005	48
TRAFIC III Kasten (FG_) 1.6 dCi 125 (FGMH)	R9M 452	07.15	1598	D	92 kW	1005	48
TRAFIC III Kasten (FG_) 1.6 dCi 140 (FGMA)	R9M 450	05.14	1598	D	103 kW	1005	48
TRAFIC III Kasten (FG_) 1.6 dCi 145 (FGMG)	R9M 452	07.15	1598	D	107 kW	1005	48
TRAFIC III Kasten (FG_) 1.6 dCi 90 (FGME)	R9M 408	05.14	1598	D	66 kW	1005	48
TRAFIC III Kasten (FG_) 1.6 dCi 95 (FGMJ, FGMR)	R9M 413	07.15	1598	D	70 kW	1005	48
TRAFIC III Kasten (FG_) 1.6 dCi 95 (FGMJ, FGMR)	R9M 415	07.15	1598	D	70 kW	1005	49
TRAFIC III Pritsche/Fahrgestell (EG_) 1.6 dCi 120 (EGMB)	R9M 450	06.14	1598	D	88 kW	1005	48
TRAFIC III Pritsche/Fahrgestell (EG_) 1.6 dCi 125 (EGMH)	R9M 452	07.15	1598	D	92 kW	1005	48
TRAFIC III Pritsche/Fahrgestell (EG_) 1.6 dCi 140 (EGMA)	R9M 450	06.14	1598	D	103 kW	1005	48
TRAFIC III Pritsche/Fahrgestell (EG_) 1.6 dCi 145 (EGMG)	R9M 452	07.15	1598	D	107 kW	1005	48
TRAFIC Kasten (T_, P_, V_) 1.4	847 700	03.80 - 04.89	1397	B	35 kW	999	24
TRAFIC Kasten (T_, P_, V_) 1.4	847 701	03.80 - 04.89	1397	B	35 kW	999	24
TRAFIC Kasten (T_, P_, V_) 1.4	C1J 700	03.80 - 04.89	1397	B	35 kW	999	24
TRAFIC Kasten (T_, P_, V_) 1.4	C1J 700	05.89 - 06.91	1397	B	35 kW	999	24
TRAFIC Kasten (T_, P_, V_) 1.4	C1J 768	07.89 - 08.92	1397	B	39 kW	999	24
TRAFIC Kasten (T_, P_, V_) 1.6 4x4	A1M 707	08.85 - 06.86	1647	B	48 kW	1001	35
TRAFIC Kasten (T_, P_, V_) 1.6	A1M 707	01.83 - 06.86	1647	B	48 kW	1001	35
TRAFIC Kasten (T_, P_, V_) 1.6	A1M 708	01.83 - 06.86	1647	B	48 kW	1001	35
TRAFIC Kasten (T_, P_, V_) 1.7	F1N 720	08.92 - 08.94	1721	B	50 kW	1007	55
TRAFIC Kasten (T_, P_, V_) 1.7	F1N 724	06.86 - 04.89	1721	B	50 kW	1007	55
TRAFIC Kasten (T_, P_, V_) 1.7	F1N 724	03.89 - 08.94	1721	B	51 kW	1007	55
TRAFIC Kasten (T_, P_, V_) 1.9 D	F8Q 600	03.89 - 10.02	1870	D	44 kW	1005	46
TRAFIC Kasten (T_, P_, V_) 1.9 D	F8Q 606	03.89 - 10.02	1870	D	44 kW	1005	46
TRAFIC Kasten (T_, P_, V_) 2.0 4x4	J5R 726	06.86 - 04.89	1995	B	59 kW	1011	78
TRAFIC Kasten (T_, P_, V_) 2.0	829 720	07.80 - 04.85	1995	B	58 kW	1011	78
TRAFIC Kasten (T_, P_, V_) 2.0	829 720	07.80 - 04.85	1995	B	58 kW	1011	78
TRAFIC Kasten (T_, P_, V_) 2.0	J5R 726	06.86 - 04.89	1995	B	59 kW	1011	78
TRAFIC Kasten (T_, P_, V_) 2.1 D 4x4	852 750	11.86 - 04.89	2068	D	43 kW	1011	75
TRAFIC Kasten (T_, P_, V_) 2.1 D	852 750	09.80 - 04.89	2068	D	43 kW	1011	75
TRAFIC Kasten (T_, P_, V_) 2.1 D	852 750	05.89 - 10.99	2068	D	43 kW	1011	75
TRAFIC Kasten (T_, P_, V_) 2.1 D	852 750	05.86 - 02.89	2068	D	43 kW	1011	75
TRAFIC Kasten (T_, P_, V_) 2.1 D	J8S 620	06.94 - 10.97	2068	D	47 kW	1011	75
TRAFIC Kasten (T_, P_, V_) 2.1 D	J8S 758	06.94 - 10.97	2068	D	47 kW	1011	75
TRAFIC Kasten (T_, P_, V_) 2.2 4x4	J7T 600	06.94 - 10.97	2165	B	74 kW	1012	79
TRAFIC Kasten (T_, P_, V_) 2.2 4x4	J7T 780	05.89 - 06.94	2165	B	70 kW	1012	79
TRAFIC Kasten (T_, P_, V_) 2.2	J7T 600	06.94 - 10.97	2165	B	74 kW	1012	79
TRAFIC Kasten (T_, P_, V_) 2.2	J7T 600	01.95 - 05.99	2165	B	59 kW	1012	79
TRAFIC Kasten (T_, P_, V_) 2.2	J7T 780	05.89 - 06.94	2165	B	70 kW	1012	79
TRAFIC Kasten (T_, P_, V_) 2.5 D 4x4	8140.67.2500	05.89 - 03.01	2499	D	55 kW	1012	81
TRAFIC Kasten (T_, P_, V_) 2.5 D 4x4	8140.67.2580	05.89 - 03.01	2499	D	55 kW	1012	81
TRAFIC Kasten (T_, P_, V_) 2.5 D 4x4	S8U 750	05.89 - 03.01	2499	D	55 kW	1012	81
TRAFIC Kasten (T_, P_, V_) 2.5 D 4x4	S8U 752	05.89 - 03.01	2499	D	55 kW	1012	81
TRAFIC Kasten (T_, P_, V_) 2.5 D	8140.67.2500	05.89 - 03.01	2499	D	55 kW	1012	81
TRAFIC Kasten (T_, P_, V_) 2.5 D	8140.67.2550	05.89 - 03.01	2499	D	55 kW	1012	81
TRAFIC Kasten (T_, P_, V_) 2.5 D	8140.67.2580	05.89 - 03.01	2499	D	55 kW	1012	81

			ccm		kw		1 POS
TRAFIC Kasten (T_, P_, V_) 2.5 D	S8U 750	05.89 - 03.01	2499	D	55 kW	1012	81
TRAFIC Kasten (T_, P_, V_) 2.5 D	S8U 750	03.89 - 08.94	2499	D	56 kW	1012	81
TRAFIC Kasten (T_, P_, V_) 2.5 D	S8U 752	05.89 - 03.01	2499	D	55 kW	1012	81
TRAFIC Kasten (T_, P_, V_) 2.5 D	S8U 758	05.89 - 03.01	2499	D	55 kW	1012	81
TRAFIC Pritsche/Fahrgestell (T_, P_, V_) 1.4	847 700	03.80 - 04.89	1397	B	35 kW	999	24
TRAFIC Pritsche/Fahrgestell (T_, P_, V_) 1.4	C1J 700	03.80 - 04.89	1397	B	35 kW	999	24
TRAFIC Pritsche/Fahrgestell (T_, P_, V_) 1.6	841 705	03.80 - 06.86	1647	B	48 kW	1001	35
TRAFIC Pritsche/Fahrgestell (T_, P_, V_) 1.6	A1M 705	03.80 - 06.86	1647	B	48 kW	1001	35
TRAFIC Pritsche/Fahrgestell (T_, P_, V_) 1.7	F1N 722	05.89 - 08.94	1721	B	50 kW	1007	55
TRAFIC Pritsche/Fahrgestell (T_, P_, V_) 1.7	F1N 722	06.86 - 04.89	1721	B	50 kW	1007	55
TRAFIC Pritsche/Fahrgestell (T_, P_, V_) 2.0 RWD	J5R 726	05.89 - 10.97	1995	B	59 kW	1011	78
TRAFIC Pritsche/Fahrgestell (T_, P_, V_) 2.0	829 720	03.80 - 12.86	1995	B	63 kW	1011	78
TRAFIC Pritsche/Fahrgestell (T_, P_, V_) 2.0	829 721	03.80 - 12.86	1995	B	63 kW	1011	78
TRAFIC Pritsche/Fahrgestell (T_, P_, V_) 2.0	J5R 726	03.80 - 04.89	1995	B	59 kW	1011	78
TRAFIC Pritsche/Fahrgestell (T_, P_, V_) 2.1 D 4x4	852 750	05.85 - 02.89	2068	D	43 kW	1011	75
TRAFIC Pritsche/Fahrgestell (T_, P_, V_) 2.1 D RWD	852 720	05.89 - 06.94	2068	D	43 kW	1011	75
TRAFIC Pritsche/Fahrgestell (T_, P_, V_) 2.1 D RWD	J8S 620	06.94 - 10.97	2068	D	47 kW	1011	75
TRAFIC Pritsche/Fahrgestell (T_, P_, V_) 2.1 D RWD	J8S 758	06.94 - 10.97	2068	D	47 kW	1011	75
TRAFIC Pritsche/Fahrgestell (T_, P_, V_) 2.1 D	852 720	03.80 - 04.89	2068	D	43 kW	1011	75
TRAFIC Pritsche/Fahrgestell (T_, P_, V_) 2.1 D	852 750	07.80 - 04.85	2068	D	43 kW	1011	75
TRAFIC Pritsche/Fahrgestell (T_, P_, V_) 2.1 D	J8S 620	09.94 - 04.98	2068	D	47 kW	1011	75
TRAFIC Pritsche/Fahrgestell (T_, P_, V_) 2.1 D	J8S 750	05.85 - 04.89	2068	D	44 kW	1011	75
TRAFIC Pritsche/Fahrgestell (T_, P_, V_) 2.2 4x4	J7T 600	09.94 - 04.98	2165	B	74 kW	1012	79
TRAFIC Pritsche/Fahrgestell (T_, P_, V_) 2.2	J7T 600	09.94 - 04.98	2165	B	74 kW	1012	79
TRAFIC Pritsche/Fahrgestell (T_, P_, V_) 2.2	J7T 780	05.89 - 06.94	2165	B	70 kW	1012	79
TRAFIC Pritsche/Fahrgestell (T_, P_, V_) 2.5 D 4x4	S8U 750	03.89 - 08.94	2499	D	56 kW	1012	81
TRAFIC Pritsche/Fahrgestell (T_, P_, V_) 2.5 D	8140.61.240	03.80 - 04.89	2445	D	51 kW	1012	81
TRAFIC Pritsche/Fahrgestell (T_, P_, V_) 2.5 D	8140.61.240	05.89 - 03.01	2445	D	51 kW	1012	81
TRAFIC Pritsche/Fahrgestell (T_, P_, V_) 2.5 D	S8U 720	03.80 - 04.89	2445	D	51 kW	1012	81
TRAFIC Pritsche/Fahrgestell (T_, P_, V_) 2.5 D	S8U 720	05.89 - 03.01	2445	D	51 kW	1012	81
TRAFIC Pritsche/Fahrgestell (T_, P_, V_) 2.5 D	S8U 722	03.80 - 04.89	2445	D	51 kW	1012	81
TRAFIC Pritsche/Fahrgestell (T_, P_, V_) 2.5 D	S8U 722	05.89 - 03.01	2445	D	51 kW	1012	81
TRAFIC Pritsche/Fahrgestell (T_, P_, V_) 2.5 D	S8U 750	03.89 - 08.94	2499	D	56 kW	1012	81
TRAFIC Pritsche/Fahrgestell (T_, P_, V_) 2.5 D	S8U 758	09.94 - 04.98	2499	D	58 kW	1012	81
TRAFIC Pritsche/Fahrgestell (T_, P_, V_) 2.5 D	S8U 758	05.98 - 03.01	2499	D	55 kW	1012	81
TRAFIC Pritsche/Fahrgestell (T_, P_, V_) 2.5 D	S8U 780	05.98 - 03.01	2499	D	55 kW	1012	81
TWINGO I (C06_) 1.0	D4D 712	03.01 - 05.07	999	B	50 kW	995	7
TWINGO I (C06_) 1.0	D4F 712	03.01 - 05.07	1149	B	50 kW	995	7
TWINGO I (C06_) 1.0	D7D 740	01.00 - 12.02	999	B	43 kW	995	7
TWINGO I (C06_) 1.1 (C066)	D7F 700	01.98 - 12.00	1149	B	44 kW	995	9
TWINGO I (C06_) 1.1 (C066)	D7F 701	01.98 - 12.00	1149	B	44 kW	995	9
TWINGO I (C06_) 1.1 (C066)	D7F 703	01.98 - 12.00	1149	B	44 kW	995	9
TWINGO I (C06_) 1.1 (C066)	D7F 706	01.98 - 12.00	1149	B	44 kW	995	9
TWINGO I (C06_) 1.2 (C063, C064)	C3G 700	03.93 - 11.98	1239	B	40 kW	998	18
TWINGO I (C06_) 1.2 (C063, C064)	C3G 702	03.93 - 11.98	1239	B	40 kW	998	18
TWINGO I (C06_) 1.2 (C066, C068)	D7F 700	05.96 - 06.07	1149	B	43 kW	995	9
TWINGO I (C06_) 1.2 (C066, C068)	D7F 701	05.96 - 06.07	1149	B	43 kW	995	9
TWINGO I (C06_) 1.2 (C066, C068)	D7F 702	05.96 - 06.07	1149	B	43 kW	995	9
TWINGO I (C06_) 1.2 (C066, C068)	D7F 703	05.96 - 06.07	1149	B	43 kW	995	9
TWINGO I (C06_) 1.2 (C066, C068)	D7F 704	05.96 - 06.07	1149	B	43 kW	995	9
TWINGO I (C06_) 1.2 (C067)	D7F 700	05.96 - 03.07	1149	B	40 kW	995	9
TWINGO I (C06_) 1.2 (C067)	D7F 701	05.96 - 03.07	1149	B	40 kW	995	9
TWINGO I (C06_) 1.2 16V (C060)	D4F 708	08.04 - 10.12	1149	B	44 kW	995	7
TWINGO I (C06_) 1.2 16V (C06C, C06D, C06K)	D4F 702	01.01 - 10.12	1149	B	55 kW	995	7
TWINGO I (C06_) 1.2 LPG	D7F 702	10.03 - 06.07	1149	B/G	44 kW	995	9
TWINGO I (C06_) 1.2 LPG	D7F 708	10.03 - 06.07	1149	B/G	44 kW	995	9
TWINGO I (C06_) 1.2	D7F 702	09.98 - 08.00	1149	B	44 kW	995	9
TWINGO I (C06_) 1.2	D7F 703	09.98 - 08.00	1149	B	44 kW	995	9
TWINGO I (C06_) 1.2	D7F 704	09.98 - 08.00	1149	B	44 kW	995	9
TWINGO I Kasten/Schrägheck (S06_) 1.2 (S063, S064)	C3G 700	03.93 - 05.00	1239	B	40 kW	998	18
TWINGO I Kasten/Schrägheck (S06_) 1.2 (S063, S064)	C3G 702	03.93 - 05.00	1239	B	40 kW	998	18
TWINGO I Kasten/Schrägheck (S06_) 1.2 (S066, S068)	D7F 700	05.96 - 08.04	1149	B	43 kW	995	9







							
TWINGO I Kasten/Schrägheck (S06_) 1.2 (S066, S068)	D7F 701	05.96 - 08.04	1149	B	43 kW	995	9
TWINGO I Kasten/Schrägheck (S06_) 1.2 (S066, S068)	D7F 702	05.96 - 08.04	1149	B	43 kW	995	9
TWINGO I Kasten/Schrägheck (S06_) 1.2 (S066, S068)	D7F 703	05.96 - 08.04	1149	B	43 kW	995	9
TWINGO I Kasten/Schrägheck (S06_) 1.2 (S066, S068)	D7F 704	05.96 - 08.04	1149	B	43 kW	995	9
TWINGO I Kasten/Schrägheck (S06_) 1.2 (S066, S068)	D7F 706	05.96 - 08.04	1149	B	43 kW	995	9
TWINGO I Kasten/Schrägheck (S06_) 1.2	D4F 702	01.01 - 06.12	1149	B	55 kW	995	7
TWINGO I Kasten/Schrägheck (S06_) 1.2	D7F 700	03.97 - 08.03	1149	B	44 kW	995	9
TWINGO I Kasten/Schrägheck (S06_) 1.2	D7F 701	03.97 - 08.03	1149	B	44 kW	995	9
TWINGO II (CN0_) 1.2 (CN0D)	D7F 800	03.07 - 09.14	1149	B	43 kW	995	9
TWINGO II (CN0_) 1.2 16V (CN04, CN0B)	D4F 764	03.07 - 09.14	1149	B	55 kW	995	7
TWINGO II (CN0_) 1.2 16V (CN04, CN0B)	D4F 770	03.07 - 09.14	1149	B	55 kW	995	7
TWINGO II (CN0_) 1.2 16V (CN04, CN0B)	D4F 772	03.07 - 09.14	1149	B	55 kW	995	7
TWINGO II (CN0_) 1.2 16V (CN0K, CN0V, CN0A)	D4F 772	03.07	1149	B	56 kW	995	7
TWINGO II (CN0_) 1.2 16V	D4F 764	03.08	1149	B	55 kW	995	7
TWINGO II (CN0_) 1.2 TCe 100 (CN0P)	D4F 780	02.11	1149	B	75 kW	995	7
TWINGO II (CN0_) 1.2 TCe 100 (CN0P)	D4F 782	02.11	1149	B	75 kW	995	7
TWINGO II (CN0_) 1.2 Turbo (CN0C, CN0F)	D4F 780	03.07 - 09.14	1149	B	74 kW	995	7
TWINGO II (CN0_) 1.2 Turbo (CN0C, CN0F)	D4F 782	03.07 - 09.14	1149	B	74 kW	995	7
TWINGO II (CN0_) 1.5 dCi (CN0E)	K9K 740	03.07 - 09.14	1461	D	47 kW	999	25
TWINGO II (CN0_) 1.5 dCi (CN0U)	K9K 718	04.08 - 09.14	1461	D	62 kW	999	25
TWINGO II (CN0_) 1.5 dCi 75	K9K 820	10.10	1461	D	55 kW	999	25
TWINGO II (CN0_) 1.5 dCi 90	K9K 820	10.10	1461	D	63 kW	999	25
TWINGO II (CN0_) 1.6 RS (CN0N, CN0R, CN0S)	K4M 854	05.08 - 09.14	1598	B	98 kW	1002	38
TWINGO II Kasten/Schrägheck (CN0_) 1.2 (CN01, CN06)	D4F 770	09.10 - 09.14	1149	B	55 kW	995	7
TWINGO II Kasten/Schrägheck (CN0_) 1.5 dCi (CN03)	K9K 820	10.10 - 09.14	1461	D	55 kW	999	25
TWINGO III (BCM_, BCA_) 0.9 TCe 110	H4B 401	11.16	898	B	80 kW	996	13
TWINGO III (BCM_, BCA_) 0.9 TCe 90 LPG (BCMD)	H4B 451	08.18	898	B/G	66 kW	996	13
TWINGO III (BCM_, BCA_) 0.9 TCe 90	H4B 401	09.14	898	B	66 kW	996	13
TWINGO III (BCM_, BCA_) 0.9 TCe 95	H4B 453	03.19	898	B	68 kW	996	13
TWINGO III (BCM_, BCA_) 1.0 SCe 70 (BCMB)	H4D 400	09.15	999	B	51 kW	996	13
TWINGO III (BCM_, BCA_) 1.0 SCe 70 (BCMB)	H4D 401	09.15	999	B	51 kW	996	13
TWINGO III (BCM_, BCA_) 1.0 SCe 70	H4D 400	09.14	999	B	52 kW	996	13
VEL SATIS (BJ0_) 2.0 16 V Turbo	F4R 766	04.04	1998	B	125 kW	1009	63
VEL SATIS (BJ0_) 2.0 16 V Turbo	F4R 767	04.04	1998	B	125 kW	1009	63
VEL SATIS (BJ0_) 2.0 16V Turbo (BJ0K)	F4R 762	06.02 - 08.09	1998	B	120 kW	1009	63
VEL SATIS (BJ0_) 2.0 16V Turbo (BJ0K)	F4R 763	06.02 - 08.09	1998	B	120 kW	1009	63
VEL SATIS (BJ0_) 2.0 Turbo	F4R 867	04.05	1998	B	108 kW	1009	63
VEL SATIS (BJ0_) 2.0 dCi (BJ03)	M9R 760	08.05	1995	D	110 kW	1010	68
VEL SATIS (BJ0_) 2.0 dCi (BJ03, BJ0B)	M9R 760	01.06	1995	D	127 kW	1010	68
VEL SATIS (BJ0_) 2.0 dCi (BJ03, BJ0B)	M9R 762	01.06	1995	D	127 kW	1010	68
VEL SATIS (BJ0_) 2.0 dCi (BJ03, BJ0B)	M9R 763	01.06	1995	D	127 kW	1010	68
VEL SATIS (BJ0_) 2.2 dCi (BJ0E, BJ0F)	G9T 702	06.02 - 08.09	2188	D	110 kW	1011	77
VEL SATIS (BJ0_) 2.2 dCi (BJ0E, BJ0F)	G9T 703	06.02 - 08.09	2188	D	110 kW	1011	77
VEL SATIS (BJ0_) 2.2 dCi (BJ0E, BJ0F, BJ0G, BJ0H)	G9T 600	09.03	2188	D	102 kW	1011	77
VEL SATIS (BJ0_) 2.2 dCi (BJ0E, BJ0F, BJ0G, BJ0H)	G9T 606	09.03	2188	D	102 kW	1011	77
VEL SATIS (BJ0_) 2.2 dCi (BJ0E, BJ0F, BJ0G, BJ0H)	G9T 607	09.03	2188	D	102 kW	1011	77
VEL SATIS (BJ0_) 2.2 dCi (BJ0E, BJ0F, BJ0G, BJ0H)	G9T 700	09.03	2188	D	102 kW	1011	77
VEL SATIS (BJ0_) 2.2 dCi (BJ0E, BJ0F, BJ0G, BJ0H)	G9T 702	09.03	2188	D	102 kW	1011	77
VEL SATIS (BJ0_) 2.2 dCi (BJ0H)	G9T 600	04.04	2188	D	85 kW	1011	77
VEL SATIS (BJ0_) 2.2 dCi (BJ0H)	G9T 702	04.04	2188	D	85 kW	1011	77
VEL SATIS (BJ0_) 2.2 dCi (BJ0M)	G9T 600	12.04	2188	D	83 kW	1011	77
VEL SATIS (BJ0_) 2.2 dCi (BJ0M)	G9T 700	12.04	2188	D	83 kW	1011	77
VEL SATIS (BJ0_) 2.2 dCi (BJ0M)	G9T 702	12.04	2188	D	83 kW	1011	77
WIND (E4M_) 1.2 (E4MF)	D4F 782	07.10	1149	B	74 kW	995	7
WIND (E4M_) 1.2 TCe 100 (E4MF)	D4F 782	02.11	1149	B	75 kW	995	7
WIND (E4M_) 1.6 (E4MB, E4MC)	K4M 854	07.10	1598	B	98 kW	1002	38





ENGINE			ccm	kW			1 POS
129	75,000	4	1218	42 - 43 kW	B	998	19
150	75,000	4	1360	51 - 52 kW	B	998	19
597.02	100,000	6	5278	93 kW	D	1014	89
688 02	70,000	4	1108	41 kW	B	996	10
688 13	70,000	4	1108	33 kW	B	996	10
688 710	67,700	4	1037	37 kW	B	995	6
688 711	70,000	4	1108	25 kW	B	996	11
688 712	70,000	4	1108	25 - 35 kW	B	996	10
688 713	70,000	4	1108	33 kW	B	996	11
688.01	70,000	4	1108	25 - 39 kW	B	996	10
688.03	70,000	4	1108	25 - 39 kW	B	996	10
688.06	70,000	4	1108	26 kW	B	996	10
688.09	70,000	4	1108	26 kW	B	996	10
688.10	70,000	4	1108	25 - 39 kW	B	996	10
688.11	70,000	4	1108	25 - 39 kW	B	996	10
688.12	70,000	4	1108	25 kW	B	996	10
689 710	65,000	4	956	31 - 32 kW	B	994	3
689 71	65,000	4	956	32 - 33 kW	B	994	2
689.01	65,000	4	956	29 kW	B	994	2
689.10	65,000	4	956	31 - 33 kW	B	994	2
697.01	76,000	4	1469	40 - 46 kW	B	999	23
712-01-03	98,000	4	3320	53 kW	D	1013	88
712-01-04	98,000	4	3320	54 kW	D	1013	88
712-18	102,000	4	3600	61 kW	D	1014	91
712.01	98,000	4	3320	63 - 65 kW	D	1013	88
712.02	98,000	4	3320	65 kW	D	1013	88
712.03	98,000	4	3320	51 - 65 kW	D	1013	88
712.04	98,000	4	3320	51 - 65 kW	D	1013	88
712.07	98,000	4	3320	56 kW	D	1013	88
712.11	102,000	4	3596	83 kW	D	1014	92
712.13	102,000	4	3596	83 kW	D	1014	92
720.01	102,000	4	3596	67 - 73 kW	D	1014	92
720.02	102,000	4	3596	67 - 73 kW	D	1014	92
720.03	102,000	4	3596	67 - 73 kW	D	1014	92
720.05	102,000	4	3596	67 - 73 kW	D	1014	92
720.08	102,000	4	3596	67 - 73 kW	D	1014	92
797-10	102,000	6	5490	98 kW	D	1014	95
797-26	102,000	6	5490	98 kW	D	1014	95
798-13	102,000	6	5490	111 - 112 kW	D	1014	95
798-20	102,000	6	5490	113 kW	D	1014	95
807 727	77,000	4	1565	80 - 81 kW	B	1000	30
807.03	77,000	4	1565	61 kW	B	1000	30
807.04	77,000	4	1565	61 kW	B	1000	30
807.05	77,000	4	1565	61 kW	B	1000	30
807.10	77,000	4	1565	66 kW	B	1000	30
807.20	77,000	4	1565	83 kW	B	1000	30
810 719	73,000	4	1289	33 kW	B	997	17
810 725	73,000	4	1289	47 kW	B	997	17
810 726	73,000	4	1289	31 - 43 kW	B	997	17
810 729	73,000	4	1289	40 kW	B	997	17
810-02/97	73,000	4	1289	40 kW	B	997	15
810.01	73,000	4	1289	26 - 32 kW	B	997	15
810.02	73,000	4	1289	37 kW	B	997	15
810.03	73,000	4	1289	35 kW	B	997	16
810.05	73,000	4	1289	31 - 45 kW	B	997	15
810.06	73,000	4	1289	44 kW	B	997	17
810.10	73,000	4	1289	44 kW	B	997	17
810.19	73,000	4	1289	33 kW	B	997	17
810.25	73,000	4	1289	31 - 50 kW	B	997	17
810.26	73,000	4	1289	31 - 50 kW	B	997	17
810.29	73,000	4	1289	40 kW	B	997	17
810.96	73,000	4	1289	49 kW	B	997	17

ENGINE			ccm	kW			1 POS
810.97	73,000	4	1289	41 kW	B	997	17
810.99	73,000	4	1289	36 - 44 kW	B	997	17
813.02	61,400	4	852	21 kW	B	994	1
8140-07	93,000	4	2500	55 kW	D	1012	81
8140-27 IDS	93,000	4	2500	78 kW	D	1012	81
8140-27	93,000	4	2500	78 kW	D	1012	81
8140-47	93,000	4	2499	85 kW	D	1012	81
8140.07.2530 ID	93,000	4	2500	56 kW	D	1012	81
8140.07.2585	93,000	4	2500	55 kW	D	1012	81
8140.07.2700	93,000	4	2499	55 kW	D	1012	81
8140.07.3700	93,000	4	2499	55 kW	D	1012	81
8140.21.235	93,000	4	2445	68 - 71 kW	D	1012	82
8140.23.2565	94,400	4	2800	76 kW	D	1013	87
8140.23.2585	94,400	4	2800	76 kW	D	1013	87
8140.27.2500	93,000	4	2499	69 kW	D	1012	81
8140.27.2510	93,000	4	2499	69 kW	D	1012	81
8140.27.2512	93,000	4	2499	69 kW	D	1012	81
8140.27.2530 IDS	93,000	4	2499	71 - 78 kW	D	1012	83
8140.27.2560	93,000	4	2499	69 kW	D	1012	81
8140.27.2565 IDS	93,000	4	2500	78 kW	D	1012	81
8140.27.2580	93,000	4	2499	72 kW	D	1012	81
8140.27.2582	93,000	4	2499	92 kW	D	1012	81
8140.27.2585	93,000	4	2500	78 kW	D	1012	81
8140.27.2700	93,000	4	2500	68 - 76 kW	D	1012	81
8140.43.2585	94,400	4	2800	90 kW	D	1013	87
8140.43.3700	94,400	4	2800	90 kW	D	1013	87
8140.43.B.3586	94,400	4	2800	78 kW	D	1013	87
8140.43.B.3588	94,400	4	2800	78 kW	D	1013	87
8140.43.C.2586	94,400	4	2800	78 kW	D	1013	87
8140.43.S.2585	94,400	4	2800	92 - 94 kW	D	1013	87
8140.43.S.3585	94,400	4	2800	92 - 94 kW	D	1013	87
8140.43K	94,400	4	2800	103 - 107 kW	D	1013	87
8140.43N.3585	94,400	4	2800	107 kW	D	1013	87
8140.47.2530 IDR	93,000	4	2499	85 kW	D	1012	81
8140.47.2535	93,000	4	2499	85 kW	D	1012	81
8140.47.2580	93,000	4	2500	76 kW	D	1012	81
8140.47.2585	93,000	4	2500	85 kW	D	1012	81
8140.47.2590	93,000	4	2499	85 kW	D	1013	84
8140.47.2700	93,000	4	2499	85 kW	D	1012	81
8140.47.2721	93,000	4	2499	85 kW	D	1012	81
8140.47.2785	93,000	4	2499	85 kW	D	1012	81
8140.61.2300	93,000	4	2445	52 kW	D	1012	81
8140.61.235	93,000	4	2445	53 kW	D	1012	82
8140.61.240	93,000	4	2445	51 kW	D	1012	81
8140.63.2585	94,400	4	2800	63 - 64 kW	D	1013	87
8140.67.2500	93,000	4	2499	55 kW	D	1012	81
8140.67.2510	93,000	4	2499	55 kW	D	1012	81
8140.67.2550	93,000	4	2499	55 kW	D	1012	81
8140.67.2580	93,000	4	2499	55 kW	D	1012	81
8140.67.2585	93,000	4	2500	55 kW	D	1012	81
821.01	77,000	4	1565	40 - 48 kW	B	1000	30
821.02	77,000	4	1565	40 - 48 kW	B	1000	30
821.03	77,000	4	1565	40 - 48 kW	B	1000	30
821.04	77,000	4	1565	40 - 48 kW	B	1000	30
821.10	77,000	4	1565	50 kW	B	1000	30
821.11	77,000	4	1565	50 kW	B	1000	30
821.20	77,000	4	1565	83 kW	B	1000	30
829 700	88,000	4	1995	80 kW	B	1011	78
829 701	88,000	4	1995	80 kW	B	1011	78
829 702	88,000	4	1995	76 kW	B	1011	78
829 703	88,000	4	1995	76 kW	B	1011	78
829 710	88,000	4	1995	81 kW	B	1011	78







ENGINE	\varnothing	ccm	kW	1 POS	ENGINE	\varnothing	ccm	kW	1 POS						
829 720	88,000	4	1995	58 - 63 kW	B	1011	78	C1E 750	70,000	4	1108	33 - 35 kW	B	996	10
829 721	88,000	4	1995	63 kW	B	1011	78	C1E 752	70,000	4	1108	33 - 34 kW	B	996	10
829 731	88,000	4	1995	57 - 59 kW	B	1011	78	C1E 754	70,000	4	1108	33 - 34 kW	B	996	10
829.00	88,000	4	1995	76 - 80 kW	B	1011	78	C1E 756	70,000	4	1108	33 kW	B	996	10
829.01	88,000	4	1995	76 - 80 kW	B	1011	78	C1E 760	70,000	4	1108	33 kW	B	996	10
840 725	76,000	4	1397	68 kW	B	999	24	C1E 762	70,000	4	1108	33 - 36 kW	B	996	10
840 726	76,000	4	1397	79 - 81 kW	B	999	24	C1E 764	70,000	4	1108	36 kW	B	996	10
840 730	76,000	4	1397	118 kW	B	999	24	C1E 792	70,000	4	1108	33 kW	B	996	10
841 705	79,000	4	1647	48 - 49 kW	B	1001	35	C1G 700	71,500	4	1237	40 kW	B	996	12
841 717	79,000	4	1647	54 kW	B	1001	35	C1G 702	71,500	4	1237	40 - 44 kW	B	996	12
841 725	79,000	4	1647	58 kW	B	1001	35	C1G 710	71,500	4	1237	40 kW	B	996	12
841 726	79,000	4	1647	58 kW	B	1001	35	C1G 720	71,500	4	1237	40 kW	B	996	12
843 718	79,000	4	1647	61 kW	B	1001	35	C1G 722	71,500	4	1237	40 kW	B	996	12
843 720	79,000	4	1647	71 kW	B	1001	35	C1G 726	71,500	4	1237	40 kW	B	996	12
843 721	79,000	4	1647	71 kW	B	1001	35	C1G 730	71,500	4	1237	40 kW	B	996	12
843 723	79,000	4	1647	69 - 71 kW	B	1001	35	C1J 700	76,000	4	1397	35 - 36 kW	B	999	24
843 724	79,000	4	1647	69 - 71 kW	B	1001	35	C1J 715	76,000	4	1397	44 kW	B	999	24
843.01	79,000	4	1647	66 - 68 kW	B	1001	35	C1J 742	76,000	4	1397	43 - 44 kW	B	999	24
843.05	79,000	4	1647	53 - 72 kW	B	1001	35	C1J 748	76,000	4	1397	48 kW	B	999	24
843.20	79,000	4	1647	66 - 71 kW	B	1001	35	C1J 760	76,000	4	1397	69 - 77 kW	B	999	24
843.21	79,000	4	1647	66 - 71 kW	B	1001	35	C1J 764	76,000	4	1397	77 - 87 kW	B	999	24
843719	79,000	4	1647	61 kW	B	1001	35	C1J 768	76,000	4	1397	39 - 44 kW	B	999	24
844.12	78,000	4	1605	76 - 79 kW	B	1001	34	C1J 770	76,000	4	1397	85 kW	B	999	24
844.30	78,000	4	1605	93 kW	B	1001	34	C1J 780	76,000	4	1397	43 kW	B	999	24
844.31	78,000	4	1605	93 kW	B	1001	34	C1J 782	76,000	4	1397	85 - 88 kW	B	999	24
844.34	78,000	4	1605	93 kW	B	1001	34	C1J 784	76,000	4	1397	85 - 88 kW	B	999	24
847 700	76,000	4	1397	35 kW	B	999	24	C1J 788	76,000	4	1397	85 - 88 kW	B	999	24
847 701	76,000	4	1397	35 kW	B	999	24	C1J 791	76,000	4	1397	42 - 53 kW	B	999	24
847 712	76,000	4	1397	42 - 43 kW	B	999	24	C1J 792	76,000	4	1397	44 kW	B	999	24
847 720	76,000	4	1397	47 kW	B	999	24	C1J 793	76,000	4	1397	44 kW	B	999	24
847 722	76,000	4	1397	47 kW	B	999	24	C1J 796	76,000	4	1397	44 kW	B	999	24
847 725	76,000	4	1397	43 - 46 kW	B	999	24	C2J 700	76,000	4	1397	52 - 53 kW	B	999	24
847.99	76,000	4	1397	51 kW	B	999	24	C2J 713	76,000	4	1397	46 kW	B	999	24
851 700	88,000	4	2165	85 kW	B	1012	79	C2J 717	76,000	4	1397	53 kW	B	999	24
852 700	86,000	4	2068	46 - 49 kW	D	1011	75	C2J 718	76,000	4	1397	49 - 50 kW	B	999	24
852 710	86,000	4	2068	49 kW	D	1011	75	C2J 720	76,000	4	1397	43 - 49 kW	B	999	24
852 720	86,000	4	2068	43 - 44 kW	D	1011	75	C2J 730	76,000	4	1397	44 kW	B	999	24
852 750	86,000	4	2068	43 - 44 kW	D	1011	75	C2J 755	76,000	4	1397	53 kW	B	999	24
A1M 705	79,000	4	1647	48 kW	B	1001	35	C2J 756	76,000	4	1397	49 kW	B	999	24
A1M 707	79,000	4	1647	48 - 49 kW	B	1001	35	C2J 757	76,000	4	1397	49 - 50 kW	B	999	24
A1M 708	79,000	4	1647	48 - 49 kW	B	1001	35	C2J 760	76,000	4	1397	51 kW	B	999	24
A2M 723	79,000	4	1647	52 - 54 kW	B	1001	35	C2J 766	76,000	4	1397	49 kW	B	999	24
A2M 725	79,000	4	1647	71 kW	B	1001	35	C2J 767	76,000	4	1397	49 kW	B	999	24
A2M 726	79,000	4	1647	71 kW	B	1001	35	C2J 768	76,000	4	1397	49 - 50 kW	B	999	24
A5L 717	77,000	4	1565	92 kW	B	1000	30	C2J 770	76,000	4	1397	51 kW	B	999	24
A5L 718	77,000	4	1565	92 kW	B	1000	30	C2J 772	76,000	4	1397	43 - 44 kW	B	999	24
A5L 750	77,000	4	1565	97 kW	B	1000	30	C2J 776	76,000	4	1397	50 kW	B	999	24
A6M 725	79,000	4	1647	71 kW	B	1001	35	C2J 780	76,000	4	1397	52 - 53 kW	B	999	24
A6M 726	79,000	4	1647	71 kW	B	1001	35	C2J 781	76,000	4	1397	52 - 53 kW	B	999	24
A7L 723	77,000	4	1565	81 kW	B	1000	30	C2J 782	76,000	4	1397	49 kW	B	999	24
C1C 700	65,000	4	956	30 - 32 kW	B	994	3	C2J 784	76,000	4	1397	44 kW	B	999	24
C1C 706	65,000	4	956	27 - 31 kW	B	994	4	C2J 788	76,000	4	1397	52 - 53 kW	B	999	24
C1C 708	65,000	4	956	25 kW	B	994	3	C2J 789	76,000	4	1397	52 - 53 kW	B	999	24
C1C 754	65,000	4	956	24 kW	B	994	5	C2J 792	76,000	4	1397	53 kW	B	999	24
C1E 688	70,000	4	1108	25 kW	B	996	10	C2J 794	76,000	4	1397	46 - 49 kW	B	999	24
C1E 700	70,000	4	1108	35 - 36 kW	B	996	10	C2J 796	76,000	4	1397	53 kW	B	999	24
C1E 714	70,000	4	1108	25 - 32 kW	B	996	11	C2J 797	76,000	4	1397	53 kW	B	999	24
C1E 715	70,000	4	1108	35 kW	B	996	10	C2J 798	76,000	4	1397	52 - 53 kW	B	999	24
C1E 718	70,000	4	1108	25 - 26 kW	B	996	11	C2L 710	77,000	4	1565	46 kW	B	1000	31
C1E 719	70,000	4	1108	25 - 26 kW	B	996	11	C2L 714	77,000	4	1565	51 kW	B	1001	32
C1E 720	70,000	4	1108	35 kW	B	996	10	C2L 717	77,000	4	1397	50 kW	B	1001	32
C1E 726	70,000	4	1108	33 kW	B	996	11	C3G 700	74,000	4	1239	40 kW	B	998	18





ENGINE			ccm	kW			1 POS
C3G 702	74,000	4	1239	40 kW	B	998	18
C3G 710	74,000	4	1239	40 kW	B	998	18
C3G 712	74,000	4	1239	40 kW	B	998	18
C3G 720	74,000	4	1239	40 kW	B	998	18
C3G 750	74,000	4	1239	40 kW	B	998	18
C3J 700	76,000	4	1397	43 - 44 kW	B	999	24
C3J 702	76,000	4	1397	43 - 44 kW	B	999	24
C3J 710	75,800	4	1390	43 - 44 kW	B	999	22
C3J 756	76,000	4	1397	43 kW	B	999	24
C3J 760	75,800	4	1390	43 - 44 kW	B	999	22
C3J 762	75,800	4	1390	43 - 44 kW	B	999	22
C6J 750	76,000	4	1397	79 - 81 kW	B	999	24
D4D 700	69,000	4	999	44 - 52 kW	B	995	7
D4D 706	69,000	4	999	52 kW	B	995	8
D4D 712	69,000	4	999	50 kW	B	995	7
D4D 720	69,000	4	999	44 - 50 kW	B	995	7
D4D 754	69,000	4	999	52 - 59 kW	B	995	7
D4F 702	69,000	4	1149	55 kW	B	995	7
D4F 704	69,000	4	1149	55 kW	B	995	7
D4F 706	69,000	4	1149	55 kW	B	995	7
D4F 708	69,000	4	1149	44 kW	B	995	7
D4F 712	69,000	4	1149	50 - 55 kW	B	995	7
D4F 714	69,000	4	1149	55 kW	B	995	7
D4F 716	69,000	4	1149	55 kW	B	995	7
D4F 722	69,000	4	1149	55 kW	B	995	7
D4F 728	69,000	4	1149	54 - 55 kW	B	995	7
D4F 730	69,000	4	1149	55 kW	B	995	7
D4F 732	69,000	4	1149	53 - 55 kW	B	995	7
D4F 734	69,000	4	1149	53 - 55 kW	B	995	7
D4F 740	69,000	4	1149	48 - 55 kW	B	995	7
D4F 742	69,000	4	1149	55 - 58 kW	B	995	7
D4F 744	69,000	4	1149	53 - 55 kW	B	995	8
D4F 764	69,000	4	1149	43 - 58 kW	B	995	7
D4F 770	69,000	4	1149	55 kW	B	995	7
D4F 772	69,000	4	1149	55 - 56 kW	B	995	7
D4F 780	69,000	4	1149	74 - 75 kW	B	995	7
D4F 782	69,000	4	1149	74 - 75 kW	B	995	7
D4F 784	69,000	4	1149	74 kW	B	995	7
D4F 786	69,000	4	1149	76 kW	B	995	7
D4F 790	69,000	4	1149	55 kW	B	995	7
D7D 700	69,000	4	999	40 - 43 kW	B	995	7
D7D 740	69,000	4	999	43 kW	B	995	7
D7D 760	69,000	4	999	40 - 43 kW	B	995	7
D7F 700	69,000	4	1149	40 - 44 kW	B	995	9
D7F 701	69,000	4	1149	40 - 44 kW	B	995	9
D7F 702	69,000	4	1149	43 - 44 kW	B	995	9
D7F 703	69,000	4	1149	43 - 44 kW	B	995	9
D7F 704	69,000	4	1149	43 - 44 kW	B	995	9
D7F 706	69,000	4	1149	43 - 44 kW	B	995	9
D7F 708	69,000	4	1149	43 - 44 kW	B	995	9
D7F 710	69,000	4	1149	43 - 44 kW	B	995	9
D7F 720	69,000	4	1149	43 kW	B	995	9
D7F 722	69,000	4	1149	43 - 44 kW	B	995	9
D7F 726	69,000	4	1149	43 kW	B	995	9
D7F 730	69,000	4	1149	40 - 43 kW	B	995	9
D7F 744	69,000	4	1149	43 - 44 kW	B	995	9
D7F 746	69,000	4	1149	43 kW	B	995	9
D7F 764	69,000	4	1149	43 kW	B	995	9
D7F 766	69,000	4	1149	43 kW	B	995	9
D7F 800	69,000	4	1149	43 kW	B	995	9
DCI 6-AE	102,000	6	6177	157 kW	D	1014	90
DCI 6-AF	102,000	6	6177	195 kW	D	1014	90

ENGINE			ccm	kW			1 POS
DXi 11 330	123,000	6	10837	243 kW	D	1017	106
DXi 11 370	123,000	6	10837	272 kW	D	1017	106
DXi 11 440	123,000	6	10837	324 kW	D	1017	106
DXi 11 450	123,000	6	10837	332 kW	D	1017	106
DXi 13 440	131,000	6	12777	323 kW	D	1018	110
DXi 13 460	131,000	6	12777	338 kW	D	1018	110
DXi 13 480	131,000	6	12777	353 kW	D	1018	110
DXi 13 500	131,000	6	12777	368 kW	D	1018	110
DXi 13 520	131,000	6	12777	382 kW	D	1018	110
E5F 710	75,800	4	1171	40 - 44 kW	B	999	22
E5F 716	75,800	4	1171	40 - 44 kW	B	999	22
E6J 700	75,800	4	1390	57 - 59 kW	B	999	22
E6J 701	75,800	4	1390	57 - 59 kW	B	999	22
E6J 706	75,800	4	1390	58 - 60 kW	B	999	22
E6J 712	75,800	4	1390	55 - 57 kW	B	999	22
E6J 713	75,800	4	1390	55 - 57 kW	B	999	22
E6J 718	75,800	4	1390	55 - 57 kW	B	999	22
E6J 734	75,800	4	1390	43 - 44 kW	B	999	22
E6J 738	75,800	4	1390	43 kW	B	999	22
E6J 760	75,800	4	1390	55 - 57 kW	B	999	22
E7F 700	75,800	4	1171	40 - 44 kW	B	999	22
E7F 704	75,800	4	1171	40 - 44 kW	B	999	22
E7F 706	75,800	4	1171	40 - 43 kW	B	999	22
E7F 708	75,800	4	1171	40 - 48 kW	B	999	22
E7F 730	75,800	4	1171	44 - 46 kW	B	999	22
E7F 750	75,800	4	1171	40 - 44 kW	B	999	22
E7J 601	75,800	4	1390	58 - 59 kW	B	999	22
E7J 624	75,800	4	1390	52 kW	B	999	22
E7J 626	75,800	4	1390	55 kW	B	999	22
E7J 634	75,800	4	1390	55 kW	B	999	22
E7J 635	75,800	4	1390	55 kW	B	999	22
E7J 700	75,800	4	1390	55 - 59 kW	B	999	22
E7J 706	75,800	4	1390	55 - 59 kW	B	999	22
E7J 707	75,800	4	1390	55 - 59 kW	B	999	22
E7J 710	75,800	4	1390	58 - 59 kW	B	999	22
E7J 711	75,800	4	1390	58 - 59 kW	B	999	22
E7J 718	75,800	4	1390	58 kW	B	999	22
E7J 719	75,800	4	1390	58 kW	B	999	22
E7J 720	75,800	4	1390	43 - 59 kW	B	999	22
E7J 724	75,800	4	1390	54 - 59 kW	B	999	22
E7J 726	75,800	4	1390	55 - 59 kW	B	999	22
E7J 728	75,800	4	1390	58 - 59 kW	B	999	22
E7J 742	75,800	4	1390	55 kW	B	999	22
E7J 745	75,800	4	1390	55 - 59 kW	B	999	22
E7J 754	75,800	4	1390	55 - 59 kW	B	999	22
E7J 756	75,800	4	1390	55 kW	B	999	22
E7J 757	75,800	4	1390	55 kW	B	999	22
E7J 764	75,800	4	1390	55 kW	B	999	22
E7J 770	75,800	4	1390	55 - 59 kW	B	999	22
E7J 771	75,800	4	1390	55 - 59 kW	B	999	22
E7J 773	75,800	4	1390	55 - 59 kW	B	999	22
E7J 780	75,800	4	1390	55 kW	B	999	22
F1N 720	81,000	4	1721	50 kW	B	1007	55
F1N 722	81,000	4	1721	50 kW	B	1007	55
F1N 724	81,000	4	1721	50 - 51 kW	B	1007	55
F2N 700	81,000	4	1721	59 kW	B	1007	55
F2N 704	81,000	4	1721	59 kW	B	1007	55
F2N 708	81,000	4	1721	65 kW	B	1007	55
F2N 710	81,000	4	1721	65 kW	B	1007	55
F2N 711	81,000	4	1721	65 kW	B	1007	55
F2N 712	81,000	4	1721	55 kW	B	1007	55
F2N 716	81,000	4	1721	56 kW	B	1007	55







ENGINE	ccm	kW		ENGINE	ccm	kW	
F2N 720	81,000 4 1721	65 - 68 kW	B 1007 55	F3P 764	82,700 4 1794	79 kW	B 1007 57
F2N 721	81,000 4 1721	68 - 69 kW	B 1007 55	F3P 765	82,700 4 1794	67 - 79 kW	B 1007 57
F2N 722	81,000 4 1721	66 - 69 kW	B 1007 55	F3R 200	82,700 4 1998	84 kW	B 1008 61
F2N 724	81,000 4 1721	55 - 56 kW	B 1007 55	F3R 611	82,700 4 1998	80 - 85 kW	B 1008 62
F2N 726	81,000 4 1721	68 kW	B 1007 55	F3R 722	82,700 4 1998	83 - 85 kW	B 1008 59
F2N 727	81,000 4 1721	68 kW	B 1007 55	F3R 723	82,700 4 1998	83 - 85 kW	B 1008 59
F2N 728	81,000 4 1721	55 kW	B 1007 55	F3R 728	82,700 4 1998	84 - 85 kW	B 1008 59
F2N 730	81,000 4 1721	54 - 55 kW	B 1007 55	F3R 729	82,700 4 1998	84 - 85 kW	B 1008 59
F2N 732	81,000 4 1721	64 kW	B 1007 55	F3R 742	82,700 4 1998	84 kW	B 1008 59
F2N 740	81,000 4 1721	64 - 66 kW	B 1007 55	F3R 750	82,700 4 1998	80 - 85 kW	B 1007 58
F2N 742	81,000 4 1721	64 - 66 kW	B 1007 55	F3R 751	82,700 4 1998	80 - 85 kW	B 1008 59
F2N 750	81,000 4 1721	54 kW	B 1007 55	F3R 752	82,700 4 1998	80 - 85 kW	B 1007 58
F2N 752	81,000 4 1721	64 kW	B 1007 55	F3R 768	82,700 4 1998	84 - 85 kW	B 1008 59
F2N 753	81,000 4 1721	60 - 66 kW	B 1007 55	F3R 769	82,700 4 1998	84 - 85 kW	B 1008 59
F2N 754	81,000 4 1721	65 kW	B 1007 55	F3R 791	82,700 4 1998	80 - 85 kW	B 1008 59
F2N 758	81,000 4 1721	56 - 66 kW	B 1007 55	F3R 796	82,700 4 1998	80 - 85 kW	B 1008 59
F2N 770	81,000 4 1721	66 - 68 kW	B 1007 55	F3R 797	82,700 4 1998	80 - 85 kW	B 1007 58
F2N 783	81,000 4 1721	65 kW	B 1007 55	F3R 798	82,700 4 1998	80 - 85 kW	B 1007 58
F2N 786	81,000 4 1721	59 kW	B 1007 55	F4P 720	82,700 4 1783	85 kW	B 1008 62
F2N 796	81,000 4 1721	59 kW	B 1007 55	F4P 722	82,700 4 1783	85 kW	B 1008 62
F2N 797	81,000 4 1721	59 kW	B 1007 55	F4P 760	82,700 4 1783	88 kW	B 1008 62
F2N 798	81,000 4 1721	65 kW	B 1007 55	F4P 770	82,700 4 1783	85 - 89 kW	B 1008 62
F2R 702	81,000 4 1721	66 kW	B 1007 55	F4P 771	82,700 4 1783	85 - 89 kW	B 1008 62
F3N 702	81,000 4 1721	68 - 69 kW	B 1007 55	F4P 772	82,700 4 1783	89 kW	B 1008 62
F3N 708	81,000 4 1721	69 kW	B 1007 55	F4P 773	82,700 4 1783	85 - 89 kW	B 1008 62
F3N 716	81,000 4 1721	54 - 55 kW	B 1007 55	F4P 774	82,700 4 1783	85 - 89 kW	B 1008 62
F3N 717	81,000 4 1721	54 - 55 kW	B 1007 55	F4P 775	82,700 4 1783	85 - 89 kW	B 1008 62
F3N 718	81,000 4 1721	54 - 55 kW	B 1007 55	F4R 400	82,700 4 1998	99 - 105 kW	B 1009 63
F3N 722	81,000 4 1721	66 - 70 kW	B 1007 55	F4R 402	82,700 4 1998	99 - 109 kW	B 1009 63
F3N 723	81,000 4 1721	66 - 70 kW	B 1007 55	F4R 403	82,700 4 1998	98 - 109 kW	B 1009 63
F3N 726	81,000 4 1721	54 kW	B 1007 55	F4R 404	82,700 4 1998	98 - 109 kW	B 1009 63
F3N 740	81,000 4 1721	54 - 55 kW	B 1007 55	F4R 405	82,700 4 1998	98 - 109 kW	B 1009 63
F3N 741	81,000 4 1721	54 - 55 kW	B 1007 55	F4R 408	82,700 4 1998	99 - 109 kW	B 1009 63
F3N 742	81,000 4 1721	66 - 70 kW	B 1007 55	F4R 410	82,700 4 1998	98 - 109 kW	B 1009 63
F3N 743	81,000 4 1721	66 - 69 kW	B 1007 55	F4R 412	82,700 4 1998	101 - 110 kW	B 1009 63
F3N 746	81,000 4 1721	66 - 80 kW	B 1007 55	F4R 416	82,700 4 1998	105 - 110 kW	B 1009 63
F3N 747	81,000 4 1721	69 kW	B 1007 55	F4R 700	82,700 4 1998	103 kW	B 1009 63
F3P 670	82,700 4 1794	66 kW	B 1007 57	F4R 701	82,700 4 1998	103 kW	B 1009 63
F3P 674	82,700 4 1794	69 kW	B 1007 58	F4R 712	82,700 4 1998	98 - 99 kW	B 1009 63
F3P 676	82,700 4 1794	69 - 70 kW	B 1007 57	F4R 713	82,700 4 1998	95 - 99 kW	B 1009 63
F3P 678	82,700 4 1794	66 - 70 kW	B 1007 57	F4R 714	82,700 4 1998	98 - 99 kW	B 1009 63
F3P 682	82,700 4 1794	79 - 86 kW	B 1007 57	F4R 715	82,700 4 1998	98 - 99 kW	B 1009 63
F3P 700	82,700 4 1794	79 - 83 kW	B 1007 57	F4R 720	82,700 4 1998	88 kW	B 1009 63
F3P 704	82,700 4 1794	65 - 66 kW	B 1007 57	F4R 722	82,700 4 1998	88 kW	B 1009 63
F3P 705	82,700 4 1794	65 - 66 kW	B 1007 57	F4R 730	82,700 4 1998	124 - 126 kW	B 1009 63
F3P 706	82,700 4 1794	65 - 79 kW	B 1007 57	F4R 732	82,700 4 1998	124 kW	B 1009 63
F3P 707	82,700 4 1794	65 - 66 kW	B 1007 57	F4R 736	82,700 4 1998	124 - 126 kW	B 1009 63
F3P 708	82,700 4 1794	65 - 66 kW	B 1007 57	F4R 738	82,700 4 1998	124 - 132 kW	B 1009 63
F3P 710	82,700 4 1794	65 - 70 kW	B 1008 59	F4R 740	82,700 4 1998	99 - 103 kW	B 1009 63
F3P 712	82,700 4 1794	66 - 80 kW	B 1007 57	F4R 741	82,700 4 1998	99 - 103 kW	B 1009 63
F3P 714	82,700 4 1794	65 - 70 kW	B 1007 57	F4R 744	82,700 4 1998	99 - 103 kW	B 1009 63
F3P 716	82,700 4 1794	65 - 71 kW	B 1008 60	F4R 746	82,700 4 1998	101 - 103 kW	B 1009 63
F3P 717	82,700 4 1794	65 - 71 kW	B 1008 60	F4R 747	82,700 4 1998	101 - 103 kW	B 1009 63
F3P 718	82,700 4 1794	65 - 71 kW	B 1008 60	F4R 760	82,700 4 1998	120 kW	B 1009 63
F3P 720	82,700 4 1794	66 - 69 kW	B 1008 59	F4R 761	82,700 4 1998	120 kW	B 1009 63
F3P 724	82,700 4 1794	66 - 69 kW	B 1008 59	F4R 762	82,700 4 1998	120 kW	B 1009 63
F3P 740	82,700 4 1794	86 kW	B 1008 60	F4R 763	82,700 4 1998	120 kW	B 1009 63
F3P 742	82,700 4 1794	86 kW	B 1008 60	F4R 764	82,700 4 1998	120 kW	B 1009 63
F3P 754	82,700 4 1794	66 kW	B 1008 59	F4R 765	82,700 4 1998	120 kW	B 1009 63
F3P 755	82,700 4 1783	66 kW	B 1008 59	F4R 766	82,700 4 1998	125 kW	B 1009 63
F3P 758	82,700 4 1794	79 - 80 kW	B 1008 59	F4R 767	82,700 4 1998	125 kW	B 1009 63
F3P 760	82,700 4 1794	65 - 66 kW	B 1007 57	F4R 770	82,700 4 1998	99 - 103 kW	B 1009 63





ENGINE			ccm	kW			1 POS
F4R 771	82,700	4	1998	99 - 103 kW	B	1009	63
F4R 774	82,700	4	1998	165 - 169 kW	B	1009	63
F4R 776	82,700	4	1998	120 - 123 kW	B	1009	63
F4R 780	82,700	4	1998	102 - 103 kW	B	1009	63
F4R 784	82,700	4	1998	125 kW	B	1009	63
F4R 786	82,700	4	1998	120 - 125 kW	B	1009	63
F4R 787	82,700	4	1998	120 - 125 kW	B	1009	63
F4R 790	82,700	4	1998	98 - 100 kW	B	1009	63
F4R 791	82,700	4	1998	100 kW	B	1009	63
F4R 792	82,700	4	1998	100 kW	B	1009	63
F4R 794	82,700	4	1998	120 kW	B	1009	63
F4R 795	82,700	4	1998	120 kW	B	1009	63
F4R 796	82,700	4	1998	120 - 125 kW	B	1009	63
F4R 797	82,700	4	1998	120 - 125 kW	B	1009	63
F4R 800	82,700	4	1998	150 kW	B	1009	63
F4R 811	82,700	4	1998	125 kW	B	1009	63
F4R 820	82,700	4	1998	86 kW	B	1009	63
F4R 830	82,700	4	1998	145 - 148 kW	B	1009	63
F4R 832	82,700	4	1998	145 - 148 kW	B	1009	63
F4R 867	82,700	4	1998	108 kW	B	1009	63
F4R 870	82,700	4	1998	132 kW	B	1009	63
F4R 872	82,700	4	1998	132 - 140 kW	B	1009	63
F4R 874	82,700	4	1998	162 - 202 kW	B	1009	63
F4R 886	82,700	4	1998	150 kW	B	1009	63
F4R 887	82,700	4	1998	150 kW	B	1009	63
F4R 896	82,700	4	1998	125 kW	B	1009	63
F4R 897	82,700	4	1998	125 kW	B	1009	63
F4R Z 770	82,700	4	1998	99 kW	B	1009	64
F4Rt 774	82,700	4	1998	165 kW	B	1009	63
F4Rt 811	82,700	4	1998	125 kW	B	1009	63
F5R 700	82,700	4	1998	103 kW	B	1009	63
F5R 701	82,700	4	1998	103 kW	B	1009	64
F5R 740	82,700	4	1998	103 kW	B	1009	63
F7P 700	82,000	4	1764	101 - 103 kW	B	1007	56
F7P 702	82,000	4	1764	104 kW	B	1007	56
F7P 704	82,000	4	1764	99 - 101 kW	B	1007	56
F7P 720	82,000	4	1764	101 - 103 kW	B	1007	56
F7P 722	82,000	4	1764	99 kW	B	1007	56
F7R 700	82,700	4	1998	108 - 110 kW	B	1008	59
F7R 710	82,700	4	1998	108 - 110 kW	B	1008	59
F7R 712	82,700	4	1998	110 kW	B	1009	64
F7R 714	82,700	4	1998	108 - 110 kW	B	1008	59
F7R 720	82,700	4	1998	110 kW	B	1009	64
F8M 700	78,000	4	1596	40 kW	D	1001	33
F8M 720	78,000	4	1595	40 kW	D	1001	33
F8M 730	78,000	4	1595	40 kW	D	1001	33
F8M 760	78,000	4	1595	40 kW	D	1001	33
F8Q 600	80,000	4	1870	44 kW	D	1005	46
F8Q 606	80,000	4	1870	44 kW	D	1005	46
F8Q 610	80,000	4	1870	66 - 69 kW	D	1006	50
F8Q 620	80,000	4	1870	47 kW	D	1005	46
F8Q 622	80,000	4	1870	47 kW	D	1005	46
F8Q 624	80,000	4	1870	47 kW	D	1005	46
F8Q 630	80,000	4	1870	47 - 48 kW	D	1005	46
F8Q 632	80,000	4	1870	47 - 48 kW	D	1005	46
F8Q 636	80,000	4	1870	45 kW	D	1005	47
F8Q 640	80,000	4	1870	40 kW	D	1005	47
F8Q 644	80,000	4	1870	40 - 66 kW	D	1005	46
F8Q 646	80,000	4	1870	47 - 66 kW	D	1005	46
F8Q 648	80,000	4	1870	40 - 66 kW	D	1005	46
F8Q 662	80,000	4	1870	40 - 48 kW	D	1005	46

ENGINE			ccm	kW			1 POS
F8Q 676	80,000	4	1870	48 kW	D	1005	46
F8Q 678	80,000	4	1870	40 - 48 kW	D	1005	47
F8Q 680	80,000	4	1870	40 - 66 kW	D	1005	46
F8Q 682	80,000	4	1870	40 kW	D	1005	46
F8Q 684	80,000	4	1870	40 - 48 kW	D	1005	46
F8Q 696	80,000	4	1870	40 - 48 kW	D	1005	46
F8Q 706	80,000	4	1870	47 - 48 kW	D	1005	47
F8Q 710	80,000	4	1870	47 kW	D	1005	47
F8Q 714	80,000	4	1870	47 - 48 kW	D	1005	47
F8Q 722	80,000	4	1870	47 - 48 kW	D	1005	47
F8Q 724	80,000	4	1870	47 - 48 kW	D	1005	46
F8Q 730	80,000	4	1870	47 - 48 kW	D	1005	47
F8Q 732	80,000	4	1870	47 - 48 kW	D	1005	46
F8Q 740	80,000	4	1870	66 - 68 kW	D	1006	50
F8Q 742	80,000	4	1870	47 - 48 kW	D	1005	47
F8Q 744	80,000	4	1870	66 - 68 kW	D	1006	50
F8Q 748	80,000	4	1870	52 kW	D	1006	50
F8Q 754	80,000	4	1870	71 kW	D	1006	50
F8Q 764	80,000	4	1870	47 kW	D	1005	46
F8Q 768	80,000	4	1870	66 - 69 kW	D	1006	51
F8Q 774	80,000	4	1870	47 - 48 kW	D	1005	46
F8Q 776	80,000	4	1870	47 - 48 kW	D	1005	46
F8Q 784	80,000	4	1870	66 - 76 kW	D	1006	51
F8Q 785	80,000	4	1870	68 - 70 kW	D	1006	51
F8Q 786	80,000	4	1870	66 - 69 kW	D	1006	51
F8Q 788	80,000	4	1870	47 - 66 kW	D	1006	51
F8Q 790	80,000	4	1870	47 kW	D	1005	46
F9Q 650	80,000	4	1870	77 - 88 kW	D	1006	52
F9Q 664	80,000	4	1870	66 - 77 kW	D	1006	52
F9Q 670	80,000	4	1870	77 - 88 kW	D	1006	52
F9Q 674	80,000	4	1870	77 - 88 kW	D	1006	52
F9Q 680	80,000	4	1870	88 kW	D	1006	52
F9Q 710	80,000	4	1870	72 kW	D	1006	52
F9Q 716	80,000	4	1870	72 - 75 kW	D	1006	52
F9Q 717	80,000	4	1870	72 - 75 kW	D	1006	52
F9Q 718	80,000	4	1870	79 kW	D	1006	52
F9Q 722	80,000	4	1870	72 kW	D	1006	52
F9Q 730	80,000	4	1870	60 - 72 kW	D	1006	52
F9Q 731	80,000	4	1870	72 kW	D	1006	52
F9Q 732	80,000	4	1870	74 - 77 kW	D	1006	52
F9Q 733	80,000	4	1870	75 - 77 kW	D	1006	52
F9Q 734	80,000	4	1870	72 kW	D	1006	52
F9Q 736	80,000	4	1870	72 kW	D	1006	52
F9Q 738	80,000	4	1870	59 - 79 kW	D	1006	52
F9Q 740	80,000	4	1870	75 kW	D	1006	52
F9Q 744	80,000	4	1870	59 kW	D	1006	52
F9Q 746	80,000	4	1870	75 - 79 kW	D	1006	52
F9Q 748	80,000	4	1870	74 - 79 kW	D	1006	52
F9Q 750	80,000	4	1870	77 - 92 kW	D	1006	52
F9Q 751	80,000	4	1870	88 kW	D	1006	52
F9Q 752	80,000	4	1870	74 - 77 kW	D	1006	52
F9Q 754	80,000	4	1870	74 - 79 kW	D	1006	52
F9Q 756	80,000	4	1870	88 kW	D	1006	52
F9Q 758	80,000	4	1870	77 - 96 kW	D	1006	52
F9Q 759	80,000	4	1870	85 - 96 kW	D	1006	52
F9Q 760	80,000	4	1870	60 - 75 kW	D	1006	52
F9Q 762	80,000	4	1870	60 kW	D	1006	52
F9Q 770	80,000	4	1870	59 kW	D	1006	52
F9Q 772	80,000	4	1870	60 kW	D	1006	52
F9Q 774	80,000	4	1870	60 kW	D	1006	52
F9Q 780	80,000	4	1870	59 kW	D	1006	52
F9Q 782	80,000	4	1870	59 - 62 kW	D	1006	52







ENGINE	ccm	kW	1 POS	ENGINE	ccm	kW	1 POS
F9Q 790	80,000	4	1870	59 - 62 kW	D	1006	52
F9Q 796	80,000	4	1870	75 kW	D	1006	52
F9Q 800	80,000	4	1870	85 - 88 kW	D	1006	52
F9Q 803	80,000	4	1870	72 - 96 kW	D	1006	52
F9Q 804	80,000	4	1870	81 - 97 kW	D	1006	52
F9Q 808	80,000	4	1870	66 - 75 kW	D	1006	52
F9Q 812	80,000	4	1870	85 - 88 kW	D	1006	52
F9Q 816	80,000	4	1870	81 - 96 kW	D	1006	52
F9Q 818	80,000	4	1870	81 - 96 kW	D	1006	52
F9Q 820	80,000	4	1870	85 - 88 kW	D	1006	52
F9Q 826	80,000	4	1870	88 kW	D	1006	52
F9Q 870	80,000	4	1870	96 kW	D	1006	52
F9Q 872	80,000	4	1870	96 kW	D	1006	52
F9Q E 804	80,000	4	1870	81 - 96 kW	D	1006	52
F9Q EE 804	80,000	4	1870	81 - 96 kW	D	1006	52
F9Q J 804	80,000	4	1870	85 - 96 kW	D	1006	53
F9Q N 870	80,000	4	1870	96 kW	D	1006	53
F9Q P 872	80,000	4	1870	96 kW	D	1006	53
G8T 706	87,000	4	2188	61 kW	D	1011	76
G8T 714	87,000	4	2188	83 kW	D	1011	76
G8T 716	87,000	4	2188	83 kW	D	1011	76
G8T 740	87,000	4	2188	83 kW	D	1011	76
G8T 752	87,000	4	2188	61 kW	D	1011	76
G8T 760	87,000	4	2188	83 kW	D	1011	76
G8T 790	87,000	4	2188	61 kW	D	1011	76
G8T 792	87,000	4	2188	61 kW	D	1011	76
G8T 794	87,000	4	2188	61 kW	D	1011	76
G9T 600	87,000	4	2188	83 - 102 kW	D	1011	77
G9T 605	87,000	4	2188	102 kW	D	1011	77
G9T 606	87,000	4	2188	78 - 102 kW	D	1011	77
G9T 607	87,000	4	2188	102 - 110 kW	D	1011	77
G9T 642	87,000	4	2188	95 - 110 kW	D	1011	77
G9T 645	87,000	4	2188	102 kW	D	1011	77
G9T 700	87,000	4	2188	83 - 110 kW	D	1011	77
G9T 702	87,000	4	2188	83 - 110 kW	D	1011	77
G9T 703	87,000	4	2188	110 kW	D	1011	77
G9T 704	87,000	4	2188	110 kW	D	1011	77
G9T 706	87,000	4	2188	102 - 110 kW	D	1011	77
G9T 707	87,000	4	2188	102 - 110 kW	D	1011	77
G9T 710	87,000	4	2188	85 - 95 kW	D	1011	77
G9T 712	87,000	4	2188	110 kW	D	1011	77
G9T 720	87,000	4	2188	66 kW	D	1011	77
G9T 722	87,000	4	2188	66 kW	D	1011	77
G9T 742	87,000	4	2188	110 kW	D	1011	77
G9T 743	87,000	4	2188	110 kW	D	1011	77
G9T 750	87,000	4	2188	66 kW	D	1011	77
G9U 630	89,000	4	2463	84 - 107 kW	D	1012	80
G9U 632	89,000	4	2463	88 - 107 kW	D	1012	80
G9U 650	89,000	4	2463	74 - 88 kW	D	1012	80
G9U 720	89,000	4	2463	84 kW	D	1012	80
G9U 724	89,000	4	2463	84 - 85 kW	D	1012	80
G9U 730	89,000	4	2463	99 kW	D	1012	80
G9U 750	89,000	4	2463	84 kW	D	1012	80
G9U 754	89,000	4	2463	73 - 85 kW	D	1012	80
H4B 400	72,200	3	898	66 kW	B	996	13
H4B 401	72,200	3	898	66 - 80 kW	B	996	13
H4B 408	72,200	3	898	56 - 66 kW	B	996	13
H4B 410	72,200	3	898	66 kW	B	996	13
H4B 412	72,200	3	898	66 kW	B	996	13
H4B 451	72,200	3	898	66 kW	B/G	996	13
H4B 453	72,200	3	898	68 kW	B	996	13
H4B411	72,200	3	898	66 - 66 kW	B	996	13
H4D 400	72,200	3	999	51 - 52 kW	B	996	13
H4D 401	72,200	3	999	51 - 52 kW	B	996	13
H4D 450	72,200	3	999	74 kW	B	996	13
H4D 452	72,200	3	999	74 kW	B	996	13
H4D 460	72,200	3	999	74 kW	B/G	996	13
H4D 470	72,200	3	999	66 - 67 kW	B	996	13
H4D 472	72,200	3	999	74 kW	B	996	13
H4D 480	72,200	3	999	66 - 74 kW	B/G	996	13
H5F 400	72,200	4	1197	84 - 85 kW	B	997	14
H5F 402	72,200	4	1197	85 kW	B	997	14
H5F 403	72,200	4	1197	83 - 88 kW	B	997	14
H5F 404	72,200	4	1197	97 kW	B	997	14
H5F 405	72,200	4	1197	97 kW	B	997	14
H5F 408	72,200	4	1197	74 - 97 kW	B	997	14
H5F 412	72,200	4	1197	84 - 97 kW	B	997	14
J5R 726	88,000	4	1995	59 kW	B	1011	78
J5R 800	88,000	4	1995	61 - 63 kW	B	1011	78
J6R 710	88,000	4	1995	81 kW	B	1011	78
J6R 711	88,000	4	1995	77 - 79 kW	B	1011	78
J6R 712	88,000	4	1995	81 kW	B	1011	78
J6R 713	88,000	4	1995	81 kW	B	1011	78
J6R 715	88,000	4	1995	81 kW	B	1011	78
J6R 716	88,000	4	1995	69 - 77 kW	B	1011	78
J6R 726	88,000	4	1995	81 kW	B	1011	78
J6T 790	88,000	4	2165	85 kW	B	1012	79
J6T 791	88,000	4	2165	85 kW	B	1012	79
J6T 792	88,000	4	2165	90 kW	B	1012	79
J7T 284	88,000	4	2165	74 kW	B	1012	79
J7T 600	88,000	4	2165	59 - 74 kW	B	1012	79
J7T 706	88,000	4	2165	89 kW	B	1012	79
J7T 707	88,000	4	2165	89 kW	B	1012	79
J7T 708	88,000	4	2165	76 - 79 kW	B	1012	79
J7T 714	88,000	4	2165	89 - 91 kW	B	1012	79
J7T 715	88,000	4	2165	89 - 91 kW	B	1012	79
J7T 718	88,000	4	2165	76 - 91 kW	B	1012	79
J7T 719	88,000	4	2165	77 kW	B	1012	79
J7T 730	88,000	4	2165	88 - 91 kW	B	1012	79
J7T 731	88,000	4	2165	88 - 91 kW	B	1012	79
J7T 732	88,000	4	2165	76 - 79 kW	B	1012	79
J7T 733	88,000	4	2165	76 - 79 kW	B	1012	79
J7T 734	88,000	4	2165	75 - 80 kW	B	1012	79
J7T 736	88,000	4	2165	79 kW	B	1012	79
J7T 754	88,000	4	2165	79 - 85 kW	B	1012	79
J7T 755	88,000	4	2165	79 - 88 kW	B	1012	79
J7T 756	88,000	4	2165	79 - 81 kW	B	1012	79
J7T 760	88,000	4	2165	101 kW	B	1012	79
J7T 761	88,000	4	2165	101 kW	B	1012	79
J7T 762	88,000	4	2165	79 - 81 kW	B	1012	79
J7T 763	88,000	4	2165	79 - 81 kW	B	1012	79
J7T 770	88,000	4	2165	79 - 81 kW	B	1012	79
J7T 772	88,000	4	2165	79 - 81 kW	B	1012	79
J7T 773	88,000	4	2165	79 - 81 kW	B	1012	79
J7T 776	88,000	4	2165	79 - 81 kW	B	1012	79
J7T 780	88,000	4	2165	70 kW	B	1012	79
J7T 782	88,000	4	2165	67 - 69 kW	B	1012	79
J7T 788	88,000	4	2165	67 - 71 kW	B	1012	79
J8S 120	86,000	4	2068	65 - 66 kW	D	1011	75
J8S 174	86,000	4	2068	65 kW	D	1011	75
J8S 232 (852.232)	86,000	4	2068	43 kW	D	1011	75
J8S 234	86,000	4	2068	57 kW	D	1011	75
J8S 240	86,000	4	2068	65 kW	D	1011	75
J8S 330	86,000	4	2068	44 - 46 kW	D	1011	75





ENGINE			ccm	kW			1 POS
J8S 600	86,000	4	2068	53 kW	D	1011	75
J8S 604	86,000	4	2068	65 kW	D	1011	75
J8S 610	86,000	4	2068	65 kW	D	1011	75
J8S 612	86,000	4	2068	66 kW	D	1011	75
J8S 620	86,000	4	2068	47 kW	D	1011	75
J8S 622	86,000	4	2068	47 kW	D	1011	75
J8S 702	86,000	4	2068	63 kW	D	1011	75
J8S 704	86,000	4	2068	48 - 50 kW	D	1011	75
J8S 706	86,000	4	2068	46 kW	D	1011	75
J8S 708	86,000	4	2068	63 kW	D	1011	75
J8S 711	86,000	4	2068	49 - 53 kW	D	1011	75
J8S 712	86,000	4	2068	65 kW	D	1011	75
J8S 714	86,000	4	2068	65 kW	D	1011	75
J8S 736	86,000	4	2068	51 kW	D	1011	75
J8S 738	86,000	4	2068	63 kW	D	1011	75
J8S 740	86,000	4	2068	53 kW	D	1011	75
J8S 742	86,000	4	2068	65 kW	D	1011	75
J8S 746	86,000	4	2068	65 kW	D	1011	75
J8S 750	86,000	4	2068	44 kW	D	1011	75
J8S 758	86,000	4	2068	47 kW	D	1011	75
J8S 760	86,000	4	2068	65 - 66 kW	D	1011	75
J8S 772	86,000	4	2068	65 kW	D	1011	75
J8S 774	86,000	4	2068	65 kW	D	1011	75
J8S 776	86,000	4	2068	65 kW	D	1011	75
J8S 778	86,000	4	2068	65 kW	D	1011	75
J8S 784	86,000	4	2068	51 kW	D	1011	75
J8S 786	86,000	4	2068	65 kW	D	1011	75
J8S 788	86,000	4	2068	65 kW	D	1011	75
J8S 800	86,000	4	2068	44 kW	D	1011	75
J8S 814	86,000	4	2068	65 kW	D	1011	75
J8S 890	86,000	4	2068	65 kW	D	1011	75
K4J 700	79,500	4	1390	70 - 72 kW	B	1001	36
K4J 710	79,500	4	1390	72 kW	B	1001	36
K4J 711	79,500	4	1390	72 kW	B	1001	36
K4J 712	79,500	4	1390	70 - 72 kW	B	1001	36
K4J 713	79,500	4	1390	70 - 72 kW	B	1001	36
K4J 714	79,500	4	1390	70 kW	B	1001	36
K4J 715	79,500	4	1390	70 - 72 kW	B	1001	36
K4J 718	79,500	4	1390	70 kW	B	1002	38
K4J 730	79,500	4	1390	72 kW	B	1001	36
K4J 732	79,500	4	1390	60 kW	B	1001	36
K4J 740	79,500	4	1390	72 kW	B	1002	38
K4J 750	79,500	4	1390	70 kW	B	1001	36
K4J 770	79,500	4	1390	72 kW	B	1001	36
K4J 780	79,500	4	1390	72 kW	B	1001	36
K4J D 729	79,500	4	1390	72 kW	B	1002	38
K4J D 740	79,500	4	1390	72 kW	B	1002	38
K4M 616	79,500	4	1598	75 - 77 kW	B	1002	38
K4M 690	79,500	4	1598	75 - 85 kW	B	1001	36
K4M 694	79,500	4	1598	77 - 85 kW	B	1002	38
K4M 696	79,500	4	1598	77 kW	B	1002	38
K4M 697	79,500	4	1598	76 - 82 kW	B	1001	36
K4M 698	79,500	4	1598	77 - 82 kW	B	1001	36
K4M 700	79,500	4	1598	79 - 85 kW	B	1001	36
K4M 701	79,500	4	1598	79 - 85 kW	B	1001	36
K4M 704	79,500	4	1598	79 - 80 kW	B	1001	36
K4M 706	79,500	4	1598	69 - 82 kW	B	1001	36
K4M 707	79,500	4	1598	79 - 81 kW	B	1001	36
K4M 708	79,500	4	1598	75 - 85 kW	B	1001	36
K4M 709	79,500	4	1598	75 - 79 kW	B	1001	36
K4M 710	79,500	4	1598	76 - 79 kW	B	1001	36
K4M 711	79,500	4	1598	79 kW	B	1001	36

ENGINE			ccm	kW			1 POS
K4M 712	79,500	4	1598	75 - 80 kW	B	1001	36
K4M 714	79,500	4	1598	79 kW	B	1001	36
K4M 716	79,500	4	1598	82 kW	B	1001	36
K4M 718	79,500	4	1598	76 kW	B	1002	38
K4M 720	79,500	4	1598	79 kW	B	1001	36
K4M 724	79,500	4	1598	79 kW	B	1001	36
K4M 730	79,500	4	1598	70 - 81 kW	B	1001	36
K4M 732	79,500	4	1598	66 - 82 kW	B	1001	36
K4M 734	79,500	4	1598	58 - 66 kW	B	1001	36
K4M 736	79,500	4	1598	79 - 86 kW	B	1001	36
K4M 740	79,500	4	1598	79 - 81 kW	B	1001	36
K4M 742	79,500	4	1598	66 - 86 kW	B	1001	36
K4M 743	79,500	4	1598	66 - 86 kW	B	1001	36
K4M 744	79,500	4	1598	55 - 85 kW	B	1001	36
K4M 745	79,500	4	1598	79 kW	B	1001	36
K4M 746	79,500	4	1598	79 kW	B	1001	36
K4M 748	79,500	4	1598	79 - 86 kW	B	1001	36
K4M 750	79,500	4	1598	70 kW	B	1001	36
K4M 752	79,500	4	1598	70 kW	B	1001	36
K4M 753	79,500	4	1598	70 kW	B	1001	36
K4M 754	79,500	4	1598	98 kW	B	1001	36
K4M 760	79,500	4	1598	81 - 83 kW	B	1001	36
K4M 761	79,500	4	1598	81 - 83 kW	B	1001	36
K4M 762	79,500	4	1598	77 - 81 kW	B	1001	36
K4M 764	79,500	4	1598	82 - 85 kW	B	1001	36
K4M 766	79,500	4	1598	80 - 85 kW	B	1001	36
K4M 768	79,500	4	1598	75 - 85 kW	B	1002	38
K4M 776	79,500	4	1598	79 - 85 kW	B	1002	38
K4M 782	79,500	4	1598	83 kW	B	1001	36
K4M 788	79,500	4	1598	77 kW	B	1002	38
K4M 790	79,500	4	1598	82 kW	B	1001	36
K4M 791	79,500	4	1598	82 kW	B	1001	36
K4M 792	79,500	4	1598	65 kW	B	1001	36
K4M 794	79,500	4	1598	65 kW	B	1001	36
K4M 8 788	79,500	4	1598	75 - 78 kW	B	1002	38
K4M 800	79,500	4	1598	82 kW	B	1001	36
K4M 801	79,500	4	1598	82 kW	B	1001	36
K4M 804	79,500	4	1598	65 kW	B	1001	36
K4M 812	79,500	4	1598	82 - 85 kW	B	1002	38
K4M 813	79,500	4	1598	82 kW	B	1002	38
K4M 824	79,500	4	1598	81 kW	B	1002	38
K4M 830	79,500	4	1598	70 - 85 kW	B	1002	38
K4M 831	79,500	4	1598	78 - 79 kW	B	1002	38
K4M 834	79,500	4	1598	78 kW	B/G	1002	38
K4M 838	79,500	4	1598	78 - 86 kW	B	1002	38
K4M 839	79,500	4	1598	81 kW	B	1002	38
K4M 842	79,500	4	1598	75 - 85 kW	B	1002	39
K4M 848	79,500	4	1598	74 - 85 kW	B	1002	38
K4M 850	79,500	4	1598	60 - 81 kW	B	1002	38
K4M 854	79,500	4	1598	98 kW	B	1002	38
K4M 856	79,500	4	1598	77 kW	B	1002	38
K4M 858	79,500	4	1598	81 - 85 kW	B	1002	38
K4M 862	79,500	4	1598	94 - 98 kW	B	1002	38
K4M 864	79,500	4	1598	78 - 86 kW	B	1002	40
K4M 866	79,500	4	1598	79 - 82 kW	B	1002	38
K4M 9 766	79,500	4	1598	81 - 82 kW	B	1002	38
K4M C 812	79,500	4	1598	82 kW	B	1002	38
K4M C 813	79,500	4	1598	82 kW	B	1002	38
K4M D 812	79,500	4	1598	80 - 82 kW	B	1002	38
K4M D 813	79,500	4	1598	82 kW	B	1002	38
K4M P 848	79,500	4	1598	74 kW	B	1002	38
K4M R 858	79,500	4	1598	81 kW	B	1002	38



ENGINE	\varnothing	ccm	kW			1	POS	ENGINE	\varnothing	ccm	kW			1	POS
K4M T 782	79,500	4	1598	83 kW	B	1002	38	K9K 734	76,000	4	1461	74 - 78 kW	D	999	25
K4M T 866	79,500	4	1598	81 kW	B	1002	38	K9K 740	76,000	4	1461	47 kW	D	999	25
K4M W 761	79,500	4	1598	83 kW	B	1002	38	K9K 742	76,000	4	1461	50 kW	D	999	25
K7J 700	75,800	4	1390	55 - 72 kW	B	998	21	K9K 750	76,000	4	1461	57 - 65 kW	D	999	25
K7J 701	75,800	4	1390	55 kW	B	998	21	K9K 752	76,000	4	1461	47 - 50 kW	D	999	25
K7J 710	79,500	4	1390	55 kW	B	1002	38	K9K 760	76,000	4	1461	50 - 63 kW	D	999	25
K7J 714	79,500	4	1390	53 kW	B	1002	38	K9K 762	76,000	4	1461	50 kW	D	999	25
K7M 690	79,500	4	1598	77 kW	B	1002	37	K9K 764	76,000	4	1461	78 kW	D	999	25
K7M 702	79,500	4	1598	66 kW	B	1002	37	K9K 766	76,000	4	1461	63 - 65 kW	D	999	25
K7M 703	79,500	4	1598	66 kW	B	1002	37	K9K 768	76,000	4	1461	48 - 50 kW	D	999	25
K7M 704	79,500	4	1598	64 - 66 kW	B	1002	37	K9K 770	76,000	4	1461	55 - 65 kW	D	999	25
K7M 710	79,500	4	1598	64 - 76 kW	B	1002	37	K9K 772	76,000	4	1461	63 - 76 kW	D	999	25
K7M 714	79,500	4	1598	70 kW	B	1003	41	K9K 774	76,000	4	1461	78 kW	D	999	25
K7M 718	79,500	4	1598	62 - 66 kW	B	1002	37	K9K 780	76,000	4	1461	76 - 81 kW	D	999	25
K7M 720	79,500	4	1598	55 kW	B	1002	37	K9K 782	76,000	4	1461	81 kW	D	999	25
K7M 732	79,500	4	1598	64 kW	B	1002	37	K9K 790	76,000	4	1461	48 kW	D	999	25
K7M 734	79,500	4	1598	48 - 70 kW	B	1003	42	K9K 792	76,000	4	1461	50 kW	D	999	25
K7M 744	79,500	4	1598	66 kW	B	1003	43	K9K 794	76,000	4	1461	48 - 50 kW	D	999	25
K7M 745	79,500	4	1598	66 kW	B	1004	44	K9K 796	76,000	4	1461	63 kW	D	999	25
K7M 746	79,500	4	1598	54 - 73 kW	B	1004	44	K9K 800	76,000	4	1461	50 - 63 kW	D	999	25
K7M 750	79,500	4	1598	64 kW	B	1002	37	K9K 802	76,000	4	1461	50 - 63 kW	D	999	25
K7M 764	79,500	4	1598	70 - 78 kW	B	1003	41	K9K 804	76,000	4	1461	76 - 81 kW	D	999	25
K7M 790	79,500	4	1598	66 kW	B	1002	37	K9K 806	76,000	4	1461	76 kW	D	999	25
K7M 812	79,500	4	1598	59 - 66 kW	B	1004	45	K9K 808	76,000	4	1461	55 - 66 kW	D	999	25
K9K 276	76,000	4	1461	62 kW	D	999	25	K9K 812	76,000	4	1461	60 - 66 kW	D	999	25
K9K 422	76,000	4	1461	47 kW	D	1000	26	K9K 814	76,000	4	1461	50 kW	D	999	25
K9K 500	76,000	4	1461	70 - 81 kW	D	999	25	K9K 816	76,000	4	1461	80 - 81 kW	D	999	25
K9K 502	76,000	4	1461	81 - 81 kW	D	1000	27	K9K 820	76,000	4	1461	55 - 63 kW	D	999	25
K9K 608	76,000	4	1461	55 - 66 kW	D	999	25	K9K 826	76,000	4	1461	70 kW	D	999	25
K9K 609	76,000	4	1461	55 - 66 kW	D	999	25	K9K 830	76,000	4	1461	60 - 66 kW	D	999	25
K9K 612	76,000	4	1461	55 - 66 kW	D	999	25	K9K 832	76,000	4	1461	78 kW	D	999	25
K9K 626	76,000	4	1461	55 - 66 kW	D	1000	28	K9K 834	76,000	4	1461	66 kW	D	999	25
K9K 628	76,000	4	1461	55 - 66 kW	D	999	25	K9K 836	76,000	4	1461	78 - 81 kW	D	999	25
K9K 629	76,000	4	1461	66 kW	D	999	25	K9K 837	76,000	4	1461	81 kW	D	999	25
K9K 636	76,000	4	1461	81 kW	D	999	25	K9K 838	76,000	4	1461	60 - 62 kW	D	999	25
K9K 638	76,000	4	1461	66 kW	D	1000	29	K9K 840	76,000	4	1461	50 kW	D	999	25
K9K 646	76,000	4	1461	70 - 81 kW	D	999	25	K9K 842	76,000	4	1461	63 kW	D	1000	26
K9K 647	76,000	4	1461	67 - 81 kW	D	999	25	K9K 846	76,000	4	1461	70 - 81 kW	D	999	25
K9K 648	76,000	4	1461	81 kW	D	1000	26	K9K 849	76,000	4	1461	81 kW	D	1000	26
K9K 649	76,000	4	1461	81 kW	D	999	25	K9K 854	76,000	4	1461	63 - 85 kW	D	1000	27
K9K 656	76,000	4	1461	66 - 81 kW	D	999	25	K9K 856	76,000	4	1461	80 - 81 kW	D	999	25
K9K 657	76,000	4	1461	80 - 81 kW	D	999	25	K9K 858	76,000	4	1461	80 kW	D	999	25
K9K 658	76,000	4	1461	80 kW	D	1000	27	K9K 862	76,000	4	1461	63 - 85 kW	D	1000	27
K9K 674	76,000	4	1461	66 - 81 kW	D	1000	27	K9K 872	76,000	4	1461	55 - 85 kW	D	999	25
K9K 675	76,000	4	1461	81 kW	D	1000	27	K9K 873	76,000	4	1461	85 kW	D	999	25
K9K 676	76,000	4	1461	66 - 81 kW	D	1000	27	K9K 884	76,000	4	1461	66 kW	D	999	25
K9K 677	76,000	4	1461	81 kW	D	1000	27	K9K 886	76,000	4	1461	81 kW	D	1000	26
K9K 700	76,000	4	1461	45 - 50 kW	D	999	25	K9K 896	76,000	4	1461	81 kW	D	999	25
K9K 702	76,000	4	1461	45 - 60 kW	D	999	25	K9K 898	76,000	4	1461	80 kW	D	999	25
K9K 704	76,000	4	1461	42 - 48 kW	D	999	25	K9K F 830	76,000	4	1461	63 kW	D	999	25
K9K 706	76,000	4	1461	48 - 60 kW	D	999	25	K9K G 724	76,000	4	1461	63 kW	D	999	25
K9K 708	76,000	4	1461	48 - 50 kW	D	999	25	K9K P 732	76,000	4	1461	78 kW	D	999	25
K9K 710	76,000	4	1461	60 kW	D	999	25	M 520	120,000	5	7917	108 - 110 kW	D	1015	98
K9K 712	76,000	4	1461	74 kW	D	999	25	M 620 Z 3	120,000	6	9500	132 kW	D	1015	99
K9K 714	76,000	4	1461	47 - 50 kW	D	999	25	M9R 610	84,000	4	1995	118 - 120 kW	D	1010	68
K9K 716	76,000	4	1461	45 - 60 kW	D	999	25	M9R 615	84,000	4	1995	110 kW	D	1010	68
K9K 718	76,000	4	1461	60 - 62 kW	D	999	25	M9R 630	84,000	4	1995	66 - 84 kW	D	1009	66
K9K 722	76,000	4	1461	60 - 63 kW	D	999	25	M9R 650	85,000	4	1997	118 - 147 kW	D	1010	71
K9K 724	76,000	4	1461	63 kW	D	999	25	M9R 692	84,000	4	1995	84 kW	D	1010	68
K9K 728	76,000	4	1461	74 - 78 kW	D	999	25	M9R 700	84,000	4	1995	110 kW	D	1010	68
K9K 729	76,000	4	1461	74 kW	D	999	25	M9R 721	84,000	4	1995	110 kW	D	1010	68
K9K 732	76,000	4	1461	78 kW	D	999	25	M9R 722	84,000	4	1995	110 kW	D	1010	68

ENGINE			ccm	kW			1 POS
M9R 724	84,000	4	1995	127 kW	D	1010	68
M9R 740	84,000	4	1995	96 - 110 kW	D	1010	68
M9R 742	84,000	4	1995	96 - 110 kW	D	1010	68
M9R 744	84,000	4	1995	96 - 110 kW	D	1010	68
M9R 746	84,000	4	1995	110 kW	D	1010	68
M9R 748	84,000	4	1995	110 kW	D	1010	68
M9R 750	84,000	4	1995	96 - 110 kW	D	1010	68
M9R 754	84,000	4	1995	110 kW	D	1009	66
M9R 756	84,000	4	1995	96 kW	D	1009	66
M9R 760	84,000	4	1995	96 - 127 kW	D	1010	68
M9R 761	84,000	4	1995	96 - 127 kW	D	1010	68
M9R 762	84,000	4	1995	96 - 127 kW	D	1010	68
M9R 763	84,000	4	1995	96 - 127 kW	D	1010	68
M9R 780	84,000	4	1995	66 - 84 kW	D	1009	67
M9R 782	84,000	4	1995	66 - 84 kW	D	1010	68
M9R 784	84,000	4	1995	84 kW	D	1009	66
M9R 786	84,000	4	1995	66 - 84 kW	D	1010	68
M9R 788	84,000	4	1995	84 kW	D	1009	66
M9R 800	84,000	4	1995	127 kW	D	1010	68
M9R 802	84,000	4	1995	96 - 110 kW	D	1010	68
M9R 804	84,000	4	1995	127 kW	D	1010	68
M9R 805	84,000	4	1995	110 kW	D	1010	68
M9R 806	84,000	4	1995	127 kW	D	1010	68
M9R 808	84,000	4	1995	110 kW	D	1009	66
M9R 809	84,000	4	1995	127 kW	D	1010	68
M9R 812	84,000	4	1995	127 kW	D	1010	68
M9R 814	84,000	4	1995	96 - 110 kW	D	1009	66
M9R 815	84,000	4	1995	110 - 127 kW	D	1010	68
M9R 816	84,000	4	1995	127 - 132 kW	D	1010	68
M9R 817	84,000	4	1995	127 kW	D	1010	68
M9R 820	84,000	4	1995	131 kW	D	1010	68
M9R 824	84,000	4	1995	110 kW	D	1010	68
M9R 828	84,000	4	1995	131 kW	D	1010	68
M9R 830	84,000	4	1995	127 - 130 kW	D	1010	68
M9R 832	84,000	4	1995	110 kW	D	1010	68
M9R 833	84,000	4	1995	110 kW	D	1010	68
M9R 834	84,000	4	1995	110 kW	D	1010	69
M9R 835	84,000	4	1995	110 kW	D	1009	66
M9R 836	84,000	4	1995	110 kW	D	1010	68
M9R 838	84,000	4	1995	110 kW	D	1010	68
M9R 844	84,000	4	1995	127 kW	D	1010	68
M9R 845	84,000	4	1995	110 kW	D	1009	66
M9R 846	84,000	4	1995	110 kW	D	1010	68
M9R 849	84,000	4	1995	110 - 127 kW	D	1009	66
M9R 850	84,000	4	1995	110 kW	D	1009	66
M9R 854	84,000	4	1995	96 - 127 kW	D	1010	68
M9R 855	84,000	4	1995	110 kW	D	1009	66
M9R 856	84,000	4	1995	110 kW	D	1010	68
M9R 857	84,000	4	1995	127 kW	D	1010	68
M9R 858	84,000	4	1995	96 - 127 kW	D	1010	68
M9R 859	84,000	4	1995	127 kW	D	1010	68
M9R 862	84,000	4	1995	110 kW	D	1010	68
M9R 864	84,000	4	1995	127 kW	D	1010	68
M9R 865	84,000	4	1995	110 - 127 kW	D	1010	68
M9R 866	84,000	4	1995	110 kW	D	1010	68
M9R 868	84,000	4	1995	130 - 135 kW	D	1009	66
M9R C 613	84,000	4	1995	110 kW	D	1010	68
M9Ra 742	84,000	4	1995	96 - 110 kW	D	1010	68
M9Rk 800	84,000	4	1995	127 kW	D	1010	68
M9Rk 802	84,000	4	1995	96 - 110 kW	D	1010	68
M9Rk 805	84,000	4	1995	110 kW	D	1010	68
M9Rk 806	84,000	4	1995	127 kW	D	1009	66

ENGINE			ccm	kW			1 POS
M9Rk 816	84,000	4	1995	131 kW	D	1010	68
M9T 260	85,000	4	2298	118 - 140 kW	D	1010	72
M9T 670	85,000	4	2298	74 - 92 kW	D	1010	70
M9T 672	85,000	4	2298	74 - 92 kW	D	1010	70
M9T 676	85,000	4	2298	74 - 92 kW	D	1010	70
M9T 678	85,000	4	2298	92 - 107 kW	D	1010	70
M9T 680	85,000	4	2298	92 - 107 kW	D	1010	70
M9T 686	85,000	4	2298	92 kW	D	1010	70
M9T 690	85,000	4	2298	74 - 92 kW	D	1010	70
M9T 692	85,000	4	2298	74 - 96 kW	D	1010	70
M9T 694	85,000	4	2298	107 - 110 kW	D	1010	70
M9T 696	85,000	4	2298	92 - 110 kW	D	1010	70
M9T 698	85,000	4	2298	92 - 110 kW	D	1010	70
M9T 700	85,000	4	2298	100 - 120 kW	D	1010	70
M9T 702	85,000	4	2298	96 - 120 kW	D	1010	70
M9T 704	85,000	4	2298	81 - 100 kW	D	1010	73
M9T 706	85,000	4	2299	107 - 125 kW	D	1010	73
M9T 708	85,000	4	2299	107 - 120 kW	D	1010	71
M9T 710	85,000	4	2298	96 - 120 kW	D	1010	73
M9T 870	85,000	4	2298	74 - 92 kW	D	1010	70
M9T 872	85,000	4	2298	92 kW	D	1011	74
M9T 880	85,000	4	2298	92 - 110 kW	D	1010	70
M9T 882	85,000	4	2298	92 - 96 kW	D	1011	74
M9T 890	85,000	4	2298	74 - 92 kW	D	1010	70
M9T 896	85,000	4	2298	92 - 110 kW	D	1010	70
M9T 898	85,000	4	2298	92 - 110 kW	D	1010	70
MDS 06.35.40 H	135,000	6	12024	178 kW	D	1019	112
MDS 06.35.40 I	135,000	6	12024	196 kW	D	1019	112
MDS 06.35.40	135,000	6	12024	177 - 208 kW	D	1018	111
MID 06.20.30 C	120,000	6	8822	135 - 141 kW	D	1015	100
MID 06.20.30 D	120,000	6	8822	135 - 141 kW	D	1015	100
MID 06.20.30 G	120,000	6	8822	141 kW	D	1015	100
MID 06.20.30 H	120,000	6	8820	141 kW	D	1015	100
MID 06.20.45	120,000	6	9839	152 kW	D	1016	101
MIDR 06.02.12 A	102,000	6	5491	121 - 133 kW	D	1014	95
MIDR 06.02.12 B	102,000	6	5491	117 kW	D	1014	93
MIDR 06.02.12 C	102,000	6	5491	121 - 133 kW	D	1014	94
MIDR 06.02.12 D3	102,000	6	5491	110 kW	D	1014	93
MIDR 06.02.12 F	102,000	6	5491	121 - 133 kW	D	1014	95
MIDR 06.02.12 L	102,000	6	5491	121 - 133 kW	D	1014	94
MIDR 06.02.12	102,000	6	5491	128 - 134 kW	D	1014	93
MIDR 06.02.26 DU	102,000	6	6177	166 kW	D	1015	96
MIDR 06.02.26 I	102,000	6	6177	133 kW	D	1015	96
MIDR 06.02.26 K	102,000	6	6177	155 kW	D	1015	96
MIDR 06.02.26 L2	102,000	6	6177	132 kW	D	1015	96
MIDR 06.02.26 L	102,000	6	6177	132 kW	D	1015	96
MIDR 06.02.26 M2	102,000	6	6177	155 kW	D	1015	96
MIDR 06.02.26 M	102,000	6	6177	155 kW	D	1015	96
MIDR 06.02.26 Y	102,000	6	6177	184 kW	D	1015	97
MIDR 06.20.30 A	120,000	6	8822	194 kW	D	1015	100
MIDR 06.20.30 B	120,000	6	8822	146 - 158 kW	D	1015	100
MIDR 06.20.30 C	120,000	6	8822	146 - 158 kW	D	1015	100
MIDR 06.20.30	120,000	6	8822	194 kW	D	1015	100
MIDR 06.20.45 A	120,000	6	9839	192 kW	D	1016	101
MIDR 06.20.45 BC	120,000	6	9839	195 kW	D	1017	104
MIDR 06.20.45 C	120,000	6	9839	206 - 210 kW	D	1016	101
MIDR 06.20.45 DD	120,000	6	9839	222 kW	D	1017	104
MIDR 06.20.45 F3	120,000	6	9839	144 kW	D	1016	101
MIDR 06.20.45 I3	120,000	6	9839	191 kW	D	1016	101
MIDR 06.20.45 J3	120,000	6	9839	222 kW	D	1016	101
MIDR 06.20.45 J	120,000	6	9839	222 kW	D	1016	102
MIDR 06.20.45 K	120,000	6	9839	177 kW	D	1016	101



RENAULT

ENGINE	\varnothing	ccm	kW		1 POS	ENGINE	\varnothing	ccm	kW		1 POS				
MIDR 06.20.45 M	120,000	6	9839	236 kW	D	1016	101	R9M 404	80,000	4	1598	96 kW	D	1006	54
MIDR 06.23.56 B/43	123,000	6	11122	303 kW	D	1018	108	R9M 408	80,000	4	1598	66 - 85 kW	D	1005	48
MIDR 06.23.56	123,000	6	11122	265 - 310 kW	D	1017	107	R9M 409	80,000	4	1598	96 kW	D	1005	48
MIDR 06.24.65 A/46	124,000	6	11955	287 kW	D	1018	109	R9M 413	80,000	4	1598	70 - 89 kW	D	1005	48
MIDR 06.24.65 AB	124,000	6	11955	287 kW	D	1018	109	R9M 414	80,000	4	1598	96 kW	D	1005	48
MIDR 06.24.65 B/46	124,000	6	11955	316 kW	D	1018	109	R9M 415	80,000	4	1598	70 - 89 kW	D	1005	49
MIDR 06.24.65 C/46	124,000	6	11955	346 kW	D	1018	109	R9M 450	80,000	4	1598	88 - 107 kW	D	1005	48
MIDS 06.02.12 D	102,000	6	5491	110 kW	D	1014	93	R9M 452	80,000	4	1598	92 - 120 kW	D	1005	48
MIDS 06.02.12	102,000	6	5491	107 kW	D	1014	93	R9M 453	80,000	4	1598	92 - 118 kW	D	1005	48
MIDS 06.02.26 P	102,000	6	5491	124 kW	D	1014	95	S8U 720	93,000	4	2445	51 kW	D	1012	81
MIDS 06.20.30 B	120,000	6	8822	159 kW	D	1015	100	S8U 722	93,000	4	2445	51 kW	D	1012	81
MIDS 06.20.30 D	120,000	6	8822	169 kW	D	1015	100	S8U 730	93,000	4	2445	52 kW	D	1012	81
MIDS 06.20.30 E	120,000	6	8822	159 kW	D	1015	100	S8U 731	93,000	4	2445	50 - 53 kW	D	1012	81
MIDS 06.20.30 K	120,000	6	8822	158 kW	D	1015	100	S8U 742	93,000	4	2499	55 kW	D	1012	81
MIDS 06.20.45 D	120,000	6	9839	129 kW	D	1016	101	S8U 748	93,000	4	2445	55 kW	D	1012	81
MIDS 06.20.45 F	120,000	6	9839	144 kW	D	1016	101	S8U 750	93,000	4	2499	55 kW	D	1012	81
MIDS 06.35.40 B	135,000	6	12024	225 kW	D	1019	112	S8U 752	93,000	4	2499	55 kW	D	1012	81
MIDS 06.35.40 E	135,000	6	12024	195 kW	D	1019	112	S8U 758	93,000	4	2499	55 - 58 kW	D	1012	81
MIDS 06.35.40	135,000	6	12024	206 kW	D	1019	113	S8U 762	93,000	4	2499	83 kW	D	1012	81
MIP 06.20.30	120,000	6	8820	141 - 158 kW	D	1016	103	S8U 763	93,000	4	2499	83 kW	D	1012	81
MIPR 06.20.45 A	120,000	6	9840	210 kW	D	1016	101	S8U 770	93,000	4	2499	59 kW	D	1013	85
MIPR 06.20.45 B3	120,000	6	9840	186 kW	D	1016	101	S8U 772	93,000	4	2499	59 kW	D	1012	81
MIPR 06.20.45 C3	120,000	6	9840	152 kW	D	1016	101	S8U 780	93,000	4	2499	55 kW	D	1012	81
MIPR 06.20.45	120,000	6	9840	195 - 265 kW	D	1017	104	S8U 782	93,000	4	2499	55 kW	D	1012	81
MIPS 06.20.30	120,000	6	8820	166 kW	D	1015	100	S9U 700	93,000	4	2499	69 kW	D	1012	81
MIPS 06.20.45 A	120,000	6	9840	129 kW	D	1016	101	S9U 702	93,000	4	2499	69 - 72 kW	D	1012	81
MIPS 06.20.45 C	120,000	6	9840	144 kW	D	1017	104	S9U 704	93,000	4	2499	69 kW	D	1012	81
MIPS 06.20.45	120,000	6	9840	137 - 186 kW	D	1016	101	S9U 714	93,000	4	2499	69 kW	D	1012	81
MIS 06.20.30	120,000	6	8820	153 - 169 kW	D	1017	105	S9U 740	93,000	4	2499	69 kW	D	1012	81
MS 06.35 T	135,000	6	12024	191 - 224 kW	D	1020	114	S9W 700	94,400	4	2799	84 kW	D	1013	86
N7U 700	83,000	5	2435	121 kW	B	1009	65	S9W 702	94,400	4	2799	84 kW	D	1013	86
N7U 701	83,000	5	2435	121 kW	B	1009	65	X5J	75,000	4	1360	44 kW	B	998	20
R9M 402	80,000	4	1598	96 kW	D	1006	54								



Type

61,400 mm

1

813.02

431301-00-4										4 pairs
-25-4	1-4	PL	AL	43,964	47,614	20,750	↑ L		1,810	
-50-4				43,980	47,625		↓ L			
-75-4										
-100-4										

65,000 mm

2

689 71 , 689.01 , 689.10 ,

431301-00-4										4 pairs
-25-4	1-4	PL	AL	43,964	47,614	20,750	↑ L		1,810	
-50-4				43,980	47,625		↓ L			
-75-4										
-100-4										

65,000 mm

3

689 710 , C1C 700 , C1C 708 ,

411112-00-1										1 pair
-10-1	1	AS	AL	50,500	67,670		↑ L	G	2,360	
				50,750	67,920		↓ L	G		
431301-00-4										4 pairs
-25-4	1-4	PL	AL	43,964	47,614	20,750	↑ L		1,810	
-50-4				43,980	47,625		↓ L			
-75-4										
-100-4										

65,000 mm

4

C1C 706

401301-00-4										5 pairs
-25-4	1-5	HL	AL	54,785	58,731	19,500	↑ L	O2G	1,950	
-50-4				54,805	58,750		↓ L			
-75-4										
411112-00-1										1 pair
-10-1	1	AS	AL	50,500	67,670		↑ L	G	2,360	
				50,750	67,920		↓ L	G		
431301-00-4										4 pairs
-25-4	1-4	PL	AL	43,964	47,614	20,750	↑ L		1,810	
-50-4				43,980	47,625		↓ L			
-75-4										
-100-4										

65,000 mm

5

C1C 754

401301-00-4										5 pairs
-25-4	1-5	HL	AL	54,785	58,731	19,500	↑ L	O2G	1,950	
-50-4				54,805	58,750		↓ L			
-75-4										
431301-00-4										4 pairs
-25-4	1-4	PL	AL	43,964	47,614	20,750	↑ L		1,810	
-50-4				43,980	47,625		↓ L			
-75-4										
-100-4										



67,700 mm							6		
688 710									
401301-00-4									5 pairs
-25-4	1-5	HL	AL	54,785	58,731	19,500	↑ LO2G	1,950	
-50-4				54,805	58,750		↓ L		
-75-4									
413805-00-1									1 pair
	1	AS	AL	60,500	79,750		↑ G	2,850	
				60,750	80,000		↓ G		
431301-00-4									4 pairs
-25-4	1-4	PL	AL	43,964	47,614	20,750	↑ L	1,810	
-50-4				43,980	47,625		↓ L		
-75-4									
-100-4									
69,000 mm							7		
D4D 700 , D4D 712 , D4D 720 , D4D 754 , D4F 702 , D4F 704 , D4F 706 , D4F 708 , D4F 712 , D4F 714 , D4F 716 , D4F 722 , D4F 728 , D4F 730 , D4F 732 , D4F 734 , D4F 740 , D4F 742 , D4F 764 , D4F 770 , D4F 772 , D4F 780 , D4F 782 , D4F 784 , D4F 786 , D4F 790 , D7D 700 , D7D 740 , D7D 760 ,									
403801-00-4									5 pairs
-25-4	1,2,4,5	HL	AL	43,990	47,612	18,800	↑ O2G	1,795	4 pairs
-50-4				44,010	47,625		↓		
-75-4									
-100-4	3	FL	AL	43,990	47,612	23,900	↑ O2G	1,795	1 pair
		↓ HL		44,010	47,625	↓ 18,800	↓		
433801-00-4									4 pairs
-25-4	1-4	PL	AL	39,984	43,639	16,250		1,810	
-50-4				40,000	43,650				
-75-4									
-100-4									
69,000 mm							8		
D4D 706 , D4F 744 ,									
433801-00-4									4 pairs
-25-4	1-4	PL	AL	39,984	43,639	16,250		1,810	
-50-4				40,000	43,650				
-75-4									
-100-4									
69,000 mm							9		
D7F 700 , D7F 701 , D7F 702 , D7F 703 , D7F 704 , D7F 706 , D7F 708 , D7F 710 , D7F 720 , D7F 722 , D7F 726 , D7F 730 , D7F 744 , D7F 746 , D7F 764 , D7F 766 , D7F 800 ,									
403801-00-4									5 pairs
-25-4	1,2,4,5	HL	AL	43,990	47,612	18,800	↑ O2G	1,795	4 pairs
-50-4				44,010	47,625		↓		
-75-4									
-100-4	3	FL	AL	43,990	47,612	23,900	↑ O2G	1,795	1 pair
		↓ HL		44,010	47,625	↓ 18,800	↓		
403814-00-4									5 pairs
-25-4	1,2,4,5	HL	AL	43,990	47,612	18,800	↑ LO2G	1,798	4 pairs
-50-4				44,010	47,625		↓ LO2		
-75-4									
	3	FL	AL	43,990	47,612	23,930	↑ LO2G	1,798	1 pair
		↓ HL		44,010	47,625	↓ 18,800	↓ LO2		
433801-00-4									4 pairs
-25-4	1-4	PL	AL	39,984	43,639	16,250		1,810	
-50-4				40,000	43,650				
-75-4									
-100-4									
433802-00-4									4 pairs
-25-4	1-4	PL	AL	39,984	43,639	16,250	↑ L	1,813	
-50-4				40,000	43,650		↓ L		
-75-4									
-100-4									



Type

70,000 mm

10

688 02 , 688 13 , 688 712 , 688.01 , 688.03 , 688.06 , 688.09 , 688.10 , 688.11 , 688.12 , C1E 688 , C1E 700 , C1E 715 , C1E 720 , C1E 750 , C1E 752 , C1E 754 , C1E 756 , C1E 760 , C1E 762 , C1E 764 , C1E 792 ,

401301-00-4								5 pairs	
-25-4	1-5	HL	AL	54,785	58,731	19,500	↑ L O2G	1,950	
-50-4				54,805	58,750		↓ L		
-75-4									
413805-00-1								1 pair	
	1	AS	AL	60,500	79,750		↑ G	2,850	
				60,750	80,000		↓ G		
431301-00-4								4 pairs	
-25-4	1-4	PL	AL	43,964	47,614	20,750	↑ L	1,810	
-50-4				43,980	47,625		↓ L		
-75-4									
-100-4									

70,000 mm

11

688 711 , 688 713 , C1E 714 , C1E 718 , C1E 719 , C1E 726 ,

401301-00-4								5 pairs	
-25-4	1-5	HL	AL	54,785	58,731	19,500	↑ L O2G	1,950	
-50-4				54,805	58,750		↓ L		
-75-4									
411112-00-1								1 pair	
-10-1	1	AS	AL	50,500	67,670		↑ L G	2,360	
				50,750	67,920		↓ L G		
413805-00-1								1 pair	
	1	AS	AL	60,500	79,750		↑ G	2,850	
				60,750	80,000		↓ G		
431301-00-4								4 pairs	
-25-4	1-4	PL	AL	43,964	47,614	20,750	↑ L	1,810	
-50-4				43,980	47,625		↓ L		
-75-4									
-100-4									

71,500 mm

12

C1G 700 , C1G 702 , C1G 710 , C1G 720 , C1G 722 , C1G 726 , C1G 730 ,

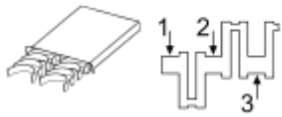
401301-00-4								5 pairs	
-25-4	1-5	HL	AL	54,785	58,731	19,500	↑ L O2G	1,950	
-50-4				54,805	58,750		↓ L		
-75-4									
413805-00-1								1 pair	
	1	AS	AL	60,500	79,750		↑ G	2,850	
				60,750	80,000		↓ G		
433806-00-4								4 pairs	
-25-4	1-4	PL	AL	43,964	47,614	17,750	↑ L	1,806	
-50-4				43,980	47,625		↓ L		
-75-4									

72,200 mm

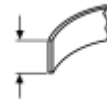
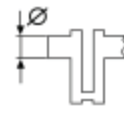
13

H4B 400 , H4B 401 , H4B 408 , H4B 410 , H4B 412 , H4B 451 , H4B 453 , H4B411 , H4D 400 , H4D 401 , H4D 450 , H4D 452 , H4D 460 , H4D 470 , H4D 472 , H4D 480 ,

403830-00-3								4 pairs	
-25-3	1-4	HL	AL	41,990	46,030	16,100	↑ O2G	2,004	
-50-3				42,010	46,049		↓		
433831-00-3								3 pairs	
-25-3	1-3	PL	AL	41,990	45,677	17,300		1,820	
-50-3				42,010	45,690				



Type



72,200 mm

14

H5F 400 , H5F 402 , H5F 403 , H5F 404 , H5F 405 , H5F 408 , H5F 412 ,

403829-00-4										5 pairs
-25-4	1-5	HL	AL	51,900	51,900	16,050	↑	O2G	1,994	
-50-4							↓			
433831-00-4										4 pairs
-25-4	1-4	PL	AL	41,990	45,677	17,300			1,820	
-50-4				42,010	45,690					

73,000 mm

15

810-02/97 , 810.01 , 810.02 , 810.05 ,

401301-00-4										5 pairs
-25-4	1-5	HL	AL	54,785	58,731	19,500	↑	LO2G	1,950	
-50-4				54,805	58,750		↓	L		
-75-4										
411112-00-1										1 pair
-10-1	1	AS	AL	50,500	67,670		↑	L G	2,360	
				50,750	67,920		↓	L G		
413805-00-1										1 pair
	1	AS	AL	60,500	79,750		↑	G	2,850	
				60,750	80,000		↓	G		
433806-00-4										4 pairs
-25-4	1-4	PL	AL	43,964	47,614	17,750	↑	L	1,806	
-50-4				43,980	47,625		↓	L		
-75-4										

73,000 mm

16

810.03

411112-00-1										1 pair
-10-1	1	AS	AL	50,500	67,670		↑	L G	2,360	
				50,750	67,920		↓	L G		
433806-00-4										4 pairs
-25-4	1-4	PL	AL	43,964	47,614	17,750	↑	L	1,806	
-50-4				43,980	47,625		↓	L		
-75-4										

73,000 mm

17

810 719 , 810 725 , 810 726 , 810 729 , 810.06 , 810.10 , 810.19 , 810.25 , 810.26 , 810.29 , 810.96 , 810.97 , 810.99 ,

401301-00-4										5 pairs
-25-4	1-5	HL	AL	54,785	58,731	19,500	↑	LO2G	1,950	
-50-4				54,805	58,750		↓	L		
-75-4										
413805-00-1										1 pair
	1	AS	AL	60,500	79,750		↑	G	2,850	
				60,750	80,000		↓	G		
433806-00-4										4 pairs
-25-4	1-4	PL	AL	43,964	47,614	17,750	↑	L	1,806	
-50-4				43,980	47,625		↓	L		
-75-4										



74,000 mm 18

C3G 700 , C3G 702 , C3G 710 , C3G 712 , C3G 720 , C3G 750 ,

401301-00-4 5 pairs									
-25-4	1-5	HL	AL	54,785	58,731	19,500	↑ L O2G	1,950	
-50-4				54,805	58,750		↓ L		
-75-4									
413805-00-1 1 pair									
	1	AS	AL	60,500	79,750		↑ G	2,850	
				60,750	80,000		↓ G		
431301-00-4 4 pairs									
-25-4	1-4	PL	AL	43,964	47,614	20,750	↑ L	1,810	
-50-4				43,980	47,625		↓ L		
-75-4									
-100-4									

75,000 mm 19

129 , 150 ,

411103-00-1 1 pair									
-10-1		AS	CU2	55,250	71,450		↑ L G	2,400	
-15-1				55,500	71,700		↓ L G		
411110-00-1 1 pair									
-10-1	1	AS	AL	55,250	71,450		↑ L G	2,450	
-15-1				55,500	71,700		↓ L G		
431104-00-4 4 pairs									
-30-4	1-4	PL	AL	44,975	48,655	19,750	↑ L	1,820	
-50-4				44,991	48,671		↓ L		
-80-4									
-100-4									
-125-4									

75,000 mm 20

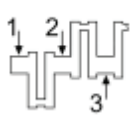
X5J

411110-00-1 1 pair									
-10-1	1	AS	AL	55,250	71,450		↑ L G	2,450	
-15-1				55,500	71,700		↓ L G		
431104-00-4 4 pairs									
-30-4	1-4	PL	AL	44,975	48,655	19,750	↑ L	1,820	
-50-4				44,991	48,671		↓ L		
-80-4									
-100-4									
-125-4									

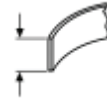
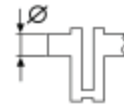
75,800 mm 21

K7J 700 , K7J 701 ,

403804-00-4 5 pairs									
-25-4	1-5	HL	AL	47,990	51,936	19,500	↑ O2G	1,950	
-50-4				48,010	51,949		↓		
-75-4									
413805-00-1 1 pair									
	1	AS	AL	60,500	79,750		↑ G	2,850	
				60,750	80,000		↓ G		
433806-00-4 4 pairs									
-25-4	1-4	PL	AL	43,964	47,614	17,750	↑ L	1,806	
-50-4				43,980	47,625		↓ L		
-75-4									



Type



75,800 mm

22

C3J 710, C3J 760, C3J 762, E5F 710, E5F 716, E6J 700, E6J 701, E6J 706, E6J 712, E6J 713, E6J 718, E6J 734, E6J 738, E6J 760, E7F 700, E7F 704, E7F 706, E7F 708, E7F 730, E7F 750, E7J 601, E7J 624, E7J 626, E7J 634, E7J 635, E7J 700, E7J 706, E7J 707, E7J 710, E7J 711, E7J 718, E7J 719, E7J 720, E7J 724, E7J 726, E7J 728, E7J 742, E7J 745, E7J 754, E7J 756, E7J 757, E7J 764, E7J 770, E7J 771, E7J 773, E7J 780,

401301-00-4 **5 pairs**

-25-4	1-5	HL	AL	54,785	58,731	19,500	↑ LO2G	1,950
-50-4				54,805	58,750		↓ L	
-75-4								

413805-00-1 **1 pair**

1	AS	AL	60,500	79,750		↑ G	2,850
			60,750	80,000		↓ G	

433806-00-4 **4 pairs**

-25-4	1-4	PL	AL	43,964	47,614	17,750	↑ L	1,806
-50-4				43,980	47,625		↓ L	
-75-4								

76,000 mm

23

697.01

413805-00-1 **1 pair**

1	AS	AL	60,500	79,750		↑ G	2,850
			60,750	80,000		↓ G	

76,000 mm

24

840 725, 840 726, 840 730, 847 700, 847 701, 847 712, 847 720, 847 722, 847 725, 847.99, C1J 700, C1J 715, C1J 742, C1J 748, C1J 760, C1J 764, C1J 768, C1J 770, C1J 780, C1J 782, C1J 784, C1J 788, C1J 791, C1J 792, C1J 793, C1J 796, C2J 700, C2J 713, C2J 717, C2J 718, C2J 720, C2J 730, C2J 755, C2J 756, C2J 757, C2J 760, C2J 766, C2J 767, C2J 768, C2J 770, C2J 772, C2J 776, C2J 780, C2J 781, C2J 782, C2J 784, C2J 788, C2J 789, C2J 792, C2J 794, C2J 796, C2J 797, C2J 798, C3J 700, C3J 702, C3J 756, C6J 750,

401301-00-4 **5 pairs**

-25-4	1-5	HL	AL	54,785	58,731	19,500	↑ LO2G	1,950
-50-4				54,805	58,750		↓ L	
-75-4								

413805-00-1 **1 pair**

1	AS	AL	60,500	79,750		↑ G	2,850
			60,750	80,000		↓ G	

433806-00-4 **4 pairs**

-25-4	1-4	PL	AL	43,964	47,614	17,750	↑ L	1,806
-50-4				43,980	47,625		↓ L	
-75-4								

76,000 mm

25

K9K 276, K9K 500, K9K 608, K9K 609, K9K 612, K9K 628, K9K 629, K9K 636, K9K 646, K9K 647, K9K 649, K9K 656, K9K 657, K9K 700, K9K 702, K9K 704, K9K 706, K9K 708, K9K 710, K9K 712, K9K 714, K9K 716, K9K 718, K9K 722, K9K 724, K9K 728, K9K 729, K9K 732, K9K 734, K9K 740, K9K 742, K9K 750, K9K 752, K9K 760, K9K 762, K9K 764, K9K 766, K9K 768, K9K 770, K9K 772, K9K 774, K9K 780, K9K 782, K9K 790, K9K 792, K9K 794, K9K 796, K9K 800, K9K 802, K9K 804, K9K 806, K9K 808, K9K 812, K9K 814, K9K 816, K9K 820, K9K 826, K9K 830, K9K 832, K9K 834, K9K 836, K9K 837, K9K 838, K9K 840, K9K 846, K9K 856, K9K 858, K9K 872, K9K 873, K9K 884, K9K 896, K9K 898, K9K F 830, K9K G 724, K9K P 732,

403804-00-4 **5 pairs**

-25-4	1-5	HL	AL	47,990	51,936	19,500	↑ O2G	1,950
-50-4				48,010	51,949		↓	
-75-4								

413802-00-1 **1 pair**

-10-1		AS	AL	52,710	73,410		↑ G	2,840
-15-1				53,210	73,910		↓ G	

433805-00-4 **4 pairs**

-25-4	1-4	PL	AL	43,964	47,614	20,750		1,807
-50-4				43,980	47,625	↓ 17,750		
-75-4								

433826-00-4 **4 pairs**

-25-4	1-4	PL	CU3	43,964	47,614	20,750		1,807
-50-4				43,980	47,625	↓ 17,750		

443808-00-4 **4 pairs**

1-4	PB	CU2 LF	25,995	28,500	22,500	↑ O2	1,420
			26,000	28,521		↓	



76,000 mm **26**

K9K 422 , K9K 648 , K9K 842 , K9K 849 , K9K 886 ,

403804-00-4 5 pairs									
-25-4	1-5	HL	AL	47,990	51,936	19,500	↑	O2G	1,950
-50-4				48,010	51,949		↓		
-75-4									
413802-00-1 1 pair									
-10-1		AS	AL	52,710	73,410		↑	G	2,840
-15-1				53,210	73,910		↓	G	
433805-00-4 4 pairs									
-25-4	1-4	PL	AL	43,964	47,614	20,750			1,807
-50-4				43,980	47,625	↓ 17,750			
-75-4									

76,000 mm **27**

K9K 502 , K9K 658 , K9K 674 , K9K 675 , K9K 676 , K9K 677 , K9K 854 , K9K 862 ,

403804-00-4 5 pairs									
-25-4	1-5	HL	AL	47,990	51,936	19,500	↑	O2G	1,950
-50-4				48,010	51,949		↓		
-75-4									
413802-00-1 1 pair									
-10-1		AS	AL	52,710	73,410		↑	G	2,840
-15-1				53,210	73,910		↓	G	

76,000 mm **28**

K9K 626

403804-00-4 5 pairs									
-25-4	1-5	HL	AL	47,990	51,936	19,500	↑	O2G	1,950
-50-4				48,010	51,949		↓		
-75-4									

76,000 mm **29**

K9K 638

403804-00-4 5 pairs									
-25-4	1-5	HL	AL	47,990	51,936	19,500	↑	O2G	1,950
-50-4				48,010	51,949		↓		
-75-4									
433826-00-4 4 pairs									
-25-4	1-4	PL	CU3	43,964	47,614	20,750			1,807
-50-4				43,980	47,625	↓ 17,750			

77,000 mm **30**

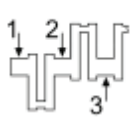
807 727 , 807.03 , 807.04 , 807.05 , 807.10 , 807.20 , 821.01 , 821.02 , 821.03 , 821.04 , 821.10 , 821.11 , 821.20 , A5L 717 , A5L 718 , A5L 750 , A7L 723 ,

413805-00-1 1 pair									
	1	AS	AL	60,500	79,750		↑	G	2,850
				60,750	80,000		↓	G	

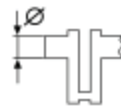
77,000 mm **31**

C2L 710

401301-00-4 5 pairs									
-25-4	1-5	HL	AL	54,785	58,731	19,500	↑	LO2G	1,950
-50-4				54,805	58,750		↓	L	
-75-4									
433806-00-4 4 pairs									
-25-4	1-4	PL	AL	43,964	47,614	17,750	↑	L	1,806
-50-4				43,980	47,625		↓	L	
-75-4									



Type



77,000 mm

32

C2L 714, C2L 717,

401301-00-4										5 pairs
-25-4	1-5	HL	AL	54,785	58,731	19,500	↑ LO2G		1,950	
-50-4				54,805	58,750		↓ L			
-75-4										
413805-00-1										1 pair
	1	AS	AL	60,500	79,750		↑ G		2,850	
				60,750	80,000		↓ G			
433806-00-4										4 pairs
-25-4	1-4	PL	AL	43,964	47,614	17,750	↑ L		1,806	
-50-4				43,980	47,625		↓ L			
-75-4										

78,000 mm

33

F8M 700, F8M 720, F8M 730, F8M 736, F8M 760,

403802-00-4										5 pairs
-25-4	1-5	HL	AL	54,785	58,731	18,500	↑ LO2G		1,945	
-50-4				54,795	58,744		↓ L			
-75-4										
413803-00-1										1 pair
-10-1		AS	AL	60,500	79,750		↑ G		2,350	
-15-1				60,750	80,000		↓ G			
433803-00-4										4 pairs
-25-4	1-4	PL	AL	48,000	51,587	20,500	↑ L		1,768	
-50-4				48,020	51,600		↓ L			
-75-4										

78,000 mm

34

844.12, 844.30, 844.31, 844.34,

413805-00-1										1 pair
	1	AS	AL	60,500	79,750		↑ G		2,850	
				60,750	80,000		↓ G			

79,000 mm

35

841 705, 841 717, 841 725, 841 726, 843 718, 843 720, 843 721, 843 723, 843 724, 843.01, 843.05, 843.20, 843.21, 843719, A1M 705, A1M 707, A1M 708, A2M 723, A2M 725, A2M 726, A6M 725, A6M 726,

413805-00-1										1 pair
	1	AS	AL	60,500	79,750		↑ G		2,850	
				60,750	80,000		↓ G			

79,500 mm

36

K4J 700, K4J 710, K4J 711, K4J 712, K4J 713, K4J 714, K4J 715, K4J 730, K4J 732, K4J 750, K4J 770, K4J 780, K4M 690, K4M 697, K4M 698, K4M 700, K4M 701, K4M 704, K4M 706, K4M 707, K4M 708, K4M 709, K4M 710, K4M 711, K4M 712, K4M 714, K4M 716, K4M 720, K4M 724, K4M 730, K4M 732, K4M 734, K4M 736, K4M 740, K4M 742, K4M 743, K4M 744, K4M 745, K4M 746, K4M 748, K4M 750, K4M 752, K4M 753, K4M 754, K4M 760, K4M 761, K4M 762, K4M 764, K4M 766, K4M 782, K4M 790, K4M 791, K4M 792, K4M 794, K4M 800, K4M 801, K4M 804,

403804-00-4										5 pairs
-25-4	1-5	HL	AL	47,990	51,936	19,500	↑ O2G		1,950	
-50-4				48,010	51,949		↓			
-75-4										
413802-00-1										1 pair
-10-1		AS	AL	52,710	73,410		↑ G		2,840	
-15-1				53,210	73,910		↓ G			
433806-00-4										4 pairs
-25-4	1-4	PL	AL	43,964	47,614	17,750	↑ L		1,806	
-50-4				43,980	47,625		↓ L			
-75-4										
433813-00-4										4 pairs
-25-4	1-4	PL	AL	43,960	47,610	17,750			1,808	
-50-4				43,980	47,628					



79,500 mm **37**

K7M 690 , K7M 702 , K7M 703 , K7M 704 , K7M 710 , K7M 718 , K7M 720 , K7M 732 , K7M 750 , K7M 790 ,

403805-00-4 5 pairs									
-25-4		HL	AL	48,000	51,935	19,500	↑ O2G	1,950	3 pairs
-50-4				48,011	51,943		↓		
		HL	AL	48,000	51,935	19,500	↑ O2G	1,950	2 pairs
				48,011	51,943		↓ O2G		
403819-00-4 5 pairs									
-25-4		HL	AL	47,990	51,936	19,500	↑ LO1G	1,945	3 pairs
-50-4				48,010	51,949		↓ LO1		
		HL	AL	47,990	51,936	19,500	↑ LO1G	1,945	2 pairs
				48,010	51,949		↓ LO1G		
413802-00-1 1 pair									
-10-1		AS	AL	52,710	73,410		↑ G	2,840	
-15-1				53,210	73,910		↓ G		
433806-00-4 4 pairs									
-25-4	1-4	PL	AL	43,964	47,614	17,750	↑ L	1,806	
-50-4				43,980	47,625		↓ L		
-75-4									
433813-00-4 4 pairs									
-25-4	1-4	PL	AL	43,960	47,610	17,750		1,808	
-50-4				43,980	47,628				

79,500 mm **38**

K4J 718 , K4J 740 , K4J D 729 , K4J D 740 , K4M 616 , K4M 694 , K4M 696 , K4M 718 , K4M 768 , K4M 776 , K4M 788 , K4M 8 788 , K4M 812 , K4M 813 , K4M 824 , K4M 830 , K4M 831 , K4M 834 , K4M 838 , K4M 839 , K4M 848 , K4M 850 , K4M 854 , K4M 856 , K4M 858 , K4M 862 , K4M 866 , K4M 9 766 , K4M C 812 , K4M C 813 , K4M D 812 , K4M D 813 , K4M P 848 , K4M R 858 , K4M T 782 , K4M T 866 , K4M W 761 , K7J 710 , K7J 714 ,

403804-00-4 5 pairs									
-25-4	1-5	HL	AL	47,990	51,936	19,500	↑ O2G	1,950	
-50-4				48,010	51,949		↓		
-75-4									
413802-00-1 1 pair									
-10-1		AS	AL	52,710	73,410		↑ G	2,840	
-15-1				53,210	73,910		↓ G		
433806-00-4 4 pairs									
-25-4	1-4	PL	AL	43,964	47,614	17,750	↑ L	1,806	
-50-4				43,980	47,625		↓ L		
-75-4									

79,500 mm **39**

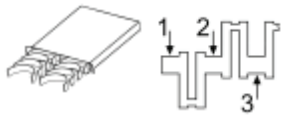
K4M 842

403804-00-4 5 pairs									
-25-4	1-5	HL	AL	47,990	51,936	19,500	↑ O2G	1,950	
-50-4				48,010	51,949		↓		
-75-4									
433806-00-4 4 pairs									
-25-4	1-4	PL	AL	43,964	47,614	17,750	↑ L	1,806	
-50-4				43,980	47,625		↓ L		
-75-4									

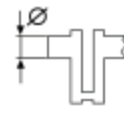
79,500 mm **40**

K4M 864

413802-00-1 1 pair									
-10-1		AS	AL	52,710	73,410		↑ G	2,840	
-15-1				53,210	73,910		↓ G		



Type



79,500 mm

41

K7M 714, K7M 764,

403819-00-4										5 pairs
-25-4		HL	AL	47,990	51,936	19,500	↑ LO1G	1,945	3 pairs	
-50-4				48,010	51,949		↓ LO1			
		HL	AL	47,990	51,936	19,500	↑ LO1G	1,945	2 pairs	
				48,010	51,949		↓ LO1G			
433806-00-4										4 pairs
-25-4	1-4	PL	AL	43,964	47,614	17,750	↑ L	1,806		
-50-4				43,980	47,625		↓ L			
-75-4										

79,500 mm

42

K7M 734

403819-00-4										5 pairs
-25-4		HL	AL	47,990	51,936	19,500	↑ LO1G	1,945	3 pairs	
-50-4				48,010	51,949		↓ LO1			
		HL	AL	47,990	51,936	19,500	↑ LO1G	1,945	2 pairs	
				48,010	51,949		↓ LO1G			
413802-00-1										1 pair
-10-1		AS	AL	52,710	73,410		↑ G	2,840		
-15-1				53,210	73,910		↓ G			
433806-00-4										4 pairs
-25-4	1-4	PL	AL	43,964	47,614	17,750	↑ L	1,806		
-50-4				43,980	47,625		↓ L			
-75-4										

79,500 mm

43

K7M 744

403804-00-4										5 pairs
-25-4	1-5	HL	AL	47,990	51,936	19,500	↑ O2G	1,950		
-50-4				48,010	51,949		↓			
-75-4										
403805-00-4										5 pairs
-25-4		HL	AL	48,000	51,935	19,500	↑ O2G	1,950	3 pairs	
-50-4				48,011	51,943		↓			
		HL	AL	48,000	51,935	19,500	↑ O2G	1,950	2 pairs	
				48,011	51,943		↓ O2G			
403819-00-4										5 pairs
-25-4		HL	AL	47,990	51,936	19,500	↑ LO1G	1,945	3 pairs	
-50-4				48,010	51,949		↓ LO1			
		HL	AL	47,990	51,936	19,500	↑ LO1G	1,945	2 pairs	
				48,010	51,949		↓ LO1G			
413802-00-1										1 pair
-10-1		AS	AL	52,710	73,410		↑ G	2,840		
-15-1				53,210	73,910		↓ G			
433806-00-4										4 pairs
-25-4	1-4	PL	AL	43,964	47,614	17,750	↑ L	1,806		
-50-4				43,980	47,625		↓ L			
-75-4										
433813-00-4										4 pairs
-25-4	1-4	PL	AL	43,960	47,610	17,750		1,808		
-50-4				43,980	47,628					



79,500 mm **44**

K7M 745 , K7M 746 ,

403804-00-4										5 pairs
-25-4	1-5	HL	AL	47,990	51,936	19,500	↑	O2G	1,950	
-50-4				48,010	51,949		↓			
-75-4										
403819-00-4										5 pairs
-25-4		HL	AL	47,990	51,936	19,500	↑	LO1G	1,945	3 pairs
-50-4				48,010	51,949		↓	LO1		
		HL	AL	47,990	51,936	19,500	↑	LO1G	1,945	2 pairs
				48,010	51,949		↓	LO1G		
413802-00-1										1 pair
-10-1		AS	AL	52,710	73,410		↑	G	2,840	
-15-1				53,210	73,910		↓	G		
433806-00-4										4 pairs
-25-4	1-4	PL	AL	43,964	47,614	17,750	↑	L	1,806	
-50-4				43,980	47,625		↓	L		
-75-4										
433813-00-4										4 pairs
-25-4	1-4	PL	AL	43,960	47,610	17,750			1,808	
-50-4				43,980	47,628					

79,500 mm **45**

K7M 812

403805-00-4										5 pairs
-25-4		HL	AL	48,000	51,935	19,500	↑	O2G	1,950	3 pairs
-50-4				48,011	51,943		↓			
		HL	AL	48,000	51,935	19,500	↑	O2G	1,950	2 pairs
				48,011	51,943		↓	O2G		
403819-00-4										5 pairs
-25-4		HL	AL	47,990	51,936	19,500	↑	LO1G	1,945	3 pairs
-50-4				48,010	51,949		↓	LO1		
		HL	AL	47,990	51,936	19,500	↑	LO1G	1,945	2 pairs
				48,010	51,949		↓	LO1G		
413802-00-1										1 pair
-10-1		AS	AL	52,710	73,410		↑	G	2,840	
-15-1				53,210	73,910		↓	G		
433806-00-4										4 pairs
-25-4	1-4	PL	AL	43,964	47,614	17,750	↑	L	1,806	
-50-4				43,980	47,625		↓	L		
-75-4										



80,000 mm

46

F8Q 600 , F8Q 606 , F8Q 620 , F8Q 622 , F8Q 624 , F8Q 630 , F8Q 632 , F8Q 644 , F8Q 646 , F8Q 648 , F8Q 662 , F8Q 676 , F8Q 680 , F8Q 682 , F8Q 684 , F8Q 696 , F8Q 724 , F8Q 732 , F8Q 764 , F8Q 774 , F8Q 776 , F8Q 790 ,

403802-00-4										5 pairs
-25-4	1-5	HL	AL	54,785	58,731	18,500	↑ LO2G	1,945		
-50-4				54,795	58,744		↓ L			
-75-4										
403803-00-4										5 pairs
-25-4	1-5	HL	AL	54,785	58,731	18,500	↑ O2G	1,945		
-50-4				54,795	58,744		↓			
-75-4										
413803-00-1										1 pair
-10-1		AS	AL	60,500	79,750		↑ G	2,350		
-15-1				60,750	80,000		↓ G			
433521-00-4										4 pairs
-25-4	1-4	PL	AL	48,000	51,587	20,500			1,776	
-50-4				48,020	51,606					
433803-00-4										4 pairs
-25-4	1-4	PL	AL	48,000	51,587	20,500	↑ L	1,768		
-50-4				48,020	51,600		↓ L			
-75-4										
443803-00-4										4 pairs
	1-4	PB	CU2	24,005	26,000	24,750	↑ O1	1,210		
				24,012	26,021		↓			

80,000 mm

47

F8Q 636 , F8Q 640 , F8Q 678 , F8Q 706 , F8Q 710 , F8Q 714 , F8Q 722 , F8Q 730 , F8Q 742 ,

403802-00-4										5 pairs
-25-4	1-5	HL	AL	54,785	58,731	18,500	↑ LO2G	1,945		
-50-4				54,795	58,744		↓ L			
-75-4										
413803-00-1										1 pair
-10-1		AS	AL	60,500	79,750		↑ G	2,350		
-15-1				60,750	80,000		↓ G			
433803-00-4										4 pairs
-25-4	1-4	PL	AL	48,000	51,587	20,500	↑ L	1,768		
-50-4				48,020	51,600		↓ L			
-75-4										
443803-00-4										4 pairs
	1-4	PB	CU2	24,005	26,000	24,750	↑ O1	1,210		
				24,012	26,021		↓			

80,000 mm

48

R9M 408 , R9M 409 , R9M 413 , R9M 414 , R9M 450 , R9M 452 , R9M 453 ,

403820-00-4										5 pairs
-25-4	1-5	HL	AL	51,485	55,497	16,500	↑ O2G	1,980		
-50-4				51,500	55,511		↓			
433830-00-4										4 pairs
-25-4	1-4	PL	CU3 PY	47,975	51,587	20,500		1,770		
-50-4			↓ AL	47,990	51,606					

80,000 mm

49

R9M 415

433830-00-4										4 pairs
-25-4	1-4	PL	CU3 PY	47,975	51,587	20,500		1,770		
-50-4			↓ AL	47,990	51,606					



Type

80,000 mm 50

F8Q 610, F8Q 740, F8Q 744, F8Q 748, F8Q 754,

403802-00-4 5 pairs									
-25-4	1-5	HL	AL	54,785	58,731	18,500	↑ L O2G	1,945	
-50-4				54,795	58,744		↓ L		
-75-4									
413803-00-1 1 pair									
-10-1		AS	AL	60,500	79,750		↑ G	2,350	
-15-1				60,750	80,000		↓ G		
433803-00-4 4 pairs									
-25-4	1-4	PL	AL	48,000	51,587	20,500	↑ L	1,768	
-50-4				48,020	51,600		↓ L		
-75-4									

80,000 mm 51

F8Q 768, F8Q 784, F8Q 785, F8Q 786, F8Q 788,

403802-00-4 5 pairs									
-25-4	1-5	HL	AL	54,785	58,731	18,500	↑ L O2G	1,945	
-50-4				54,795	58,744		↓ L		
-75-4									
403803-00-4 5 pairs									
-25-4	1-5	HL	AL	54,785	58,731	18,500	↑ O2G	1,954	
-50-4				54,795	58,744		↓		
-75-4									
413803-00-1 1 pair									
-10-1		AS	AL	60,500	79,750		↑ G	2,350	
-15-1				60,750	80,000		↓ G		
433521-00-4 4 pairs									
-25-4	1-4	PL	AL	48,000	51,587	20,500		1,776	
-50-4				48,020	51,606				
433803-00-4 4 pairs									
-25-4	1-4	PL	AL	48,000	51,587	20,500	↑ L	1,768	
-50-4				48,020	51,600		↓ L		
-75-4									

80,000 mm 52

F9Q 650, F9Q 664, F9Q 670, F9Q 674, F9Q 680, F9Q 710, F9Q 716, F9Q 717, F9Q 718, F9Q 722, F9Q 730, F9Q 731, F9Q 732, F9Q 733, F9Q 734, F9Q 736, F9Q 738, F9Q 740, F9Q 744, F9Q 746, F9Q 748, F9Q 750, F9Q 751, F9Q 752, F9Q 754, F9Q 756, F9Q 758, F9Q 759, F9Q 760, F9Q 762, F9Q 770, F9Q 772, F9Q 774, F9Q 780, F9Q 782, F9Q 790, F9Q 796, F9Q 800, F9Q 803, F9Q 804, F9Q 808, F9Q 812, F9Q 816, F9Q 818, F9Q 820, F9Q 826, F9Q 870, F9Q 872, F9Q E 804, F9Q EE 804,

403803-00-4 5 pairs									
-25-4	1-5	HL	AL	54,785	58,731	18,500	↑ O2G	1,954	
-50-4				54,795	58,744		↓		
-75-4									
413803-00-1 1 pair									
-10-1		AS	AL	60,500	79,750		↑ G	2,350	
-15-1				60,750	80,000		↓ G		
433521-00-4 4 pairs									
-25-4	1-4	PL	AL	48,000	51,587	20,500		1,776	
-50-4				48,020	51,606				

80,000 mm 53

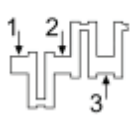
F9Q J 804, F9Q N 870, F9Q P 872,

413803-00-1 1 pair									
-10-1		AS	AL	60,500	79,750		↑ G	2,350	
-15-1				60,750	80,000		↓ G		

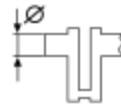
80,000 mm 54

R9M 402, R9M 404,

403820-00-4 5 pairs									
-25-4	1-5	HL	AL	51,485	55,497	16,500	↑ O2G	1,980	
-50-4				51,500	55,511		↓		



Type



81,000 mm

55

F1N 720, F1N 722, F1N 724, F2N 700, F2N 704, F2N 708, F2N 710, F2N 711, F2N 712, F2N 716, F2N 720, F2N 721, F2N 722, F2N 724, F2N 726, F2N 727, F2N 728, F2N 730, F2N 732, F2N 740, F2N 742, F2N 750, F2N 752, F2N 753, F2N 754, F2N 758, F2N 770, F2N 783, F2N 786, F2N 796, F2N 797, F2N 798, F2R 702, F3N 702, F3N 708, F3N 716, F3N 717, F3N 718, F3N 722, F3N 723, F3N 726, F3N 740, F3N 741, F3N 742, F3N 743, F3N 746, F3N 747,

403802-00-4										5 pairs
-25-4	1-5	HL	AL	54,785	58,731	18,500	↑ LO2G		1,945	
-50-4				54,795	58,744		↓ L			
-75-4										

413803-00-1										1 pair
-10-1		AS	AL	60,500	79,750		↑ G		2,350	
-15-1				60,750	80,000		↓ G			

433803-00-4										4 pairs
-25-4	1-4	PL	AL	48,000	51,587	20,500	↑ L		1,768	
-50-4				48,020	51,600		↓ L			
-75-4										

82,000 mm

56

F7P 700, F7P 702, F7P 704, F7P 720, F7P 722,

403802-00-4										5 pairs
-25-4	1-5	HL	AL	54,785	58,731	18,500	↑ LO2G		1,945	
-50-4				54,795	58,744		↓ L			
-75-4										

413803-00-1										1 pair
-10-1		AS	AL	60,500	79,750		↑ G		2,350	
-15-1				60,750	80,000		↓ G			

433803-00-4										4 pairs
-25-4	1-4	PL	AL	48,000	51,587	20,500	↑ L		1,768	
-50-4				48,020	51,600		↓ L			
-75-4										

82,700 mm

57

F3P 670, F3P 676, F3P 678, F3P 682, F3P 700, F3P 704, F3P 705, F3P 706, F3P 707, F3P 708, F3P 712, F3P 714, F3P 760, F3P 764, F3P 765,

403802-00-4										5 pairs
-25-4	1-5	HL	AL	54,785	58,731	18,500	↑ LO2G		1,945	
-50-4				54,795	58,744		↓ L			
-75-4										

413803-00-1										1 pair
-10-1		AS	AL	60,500	79,750		↑ G		2,350	
-15-1				60,750	80,000		↓ G			

433803-00-4										4 pairs
-25-4	1-4	PL	AL	48,000	51,587	20,500	↑ L		1,768	
-50-4				48,020	51,600		↓ L			
-75-4										

82,700 mm

58

F3P 674, F3R 750, F3R 752, F3R 797, F3R 798,

403802-00-4										5 pairs
-25-4	1-5	HL	AL	54,785	58,731	18,500	↑ LO2G		1,945	
-50-4				54,795	58,744		↓ L			
-75-4										

403803-00-4										5 pairs
-25-4	1-5	HL	AL	54,785	58,731	18,500	↑ O2G		1,954	
-50-4				54,795	58,744		↓			
-75-4										

413803-00-1										1 pair
-10-1		AS	AL	60,500	79,750		↑ G		2,350	
-15-1				60,750	80,000		↓ G			

433803-00-4										4 pairs
-25-4	1-4	PL	AL	48,000	51,587	20,500	↑ L		1,768	
-50-4				48,020	51,600		↓ L			
-75-4										



82,700 mm 59

F3P 710 , F3P 720 , F3P 724 , F3P 754 , F3P 755 , F3P 758 , F3R 722 , F3R 723 , F3R 728 , F3R 729 , F3R 742 , F3R 751 , F3R 768 , F3R 769 , F3R 791 , F3R 796 , F7R 700 , F7R 710 , F7R 714 ,

403802-00-4 5 pairs

-25-4	1-5	HL	AL	54,785	58,731	18,500	↑ L O2G	1,945
-50-4				54,795	58,744		↓ L	
-75-4								

403803-00-4 5 pairs

-25-4	1-5	HL	AL	54,785	58,731	18,500	↑ O2G	1,954
-50-4				54,795	58,744		↓	
-75-4								

413803-00-1 1 pair

-10-1		AS	AL	60,500	79,750		↑ G	2,350
-15-1				60,750	80,000		↓ G	

433521-00-4 4 pairs

-25-4	1-4	PL	AL	48,000	51,587	20,500		1,776
-50-4				48,020	51,606			

433803-00-4 4 pairs

-25-4	1-4	PL	AL	48,000	51,587	20,500	↑ L	1,768
-50-4				48,020	51,600		↓ L	
-75-4								

82,700 mm 60

F3P 716 , F3P 717 , F3P 718 , F3P 740 , F3P 742 ,

403802-00-4 5 pairs

-25-4	1-5	HL	AL	54,785	58,731	18,500	↑ L O2G	1,945
-50-4				54,795	58,744		↓ L	
-75-4								

433803-00-4 4 pairs

-25-4	1-4	PL	AL	48,000	51,587	20,500	↑ L	1,768
-50-4				48,020	51,600		↓ L	
-75-4								

82,700 mm 61

F3R 200

403802-00-4 5 pairs

-25-4	1-5	HL	AL	54,785	58,731	18,500	↑ L O2G	1,945
-50-4				54,795	58,744		↓ L	
-75-4								

413803-00-1 1 pair

-10-1		AS	AL	60,500	79,750		↑ G	2,350
-15-1				60,750	80,000		↓ G	

433521-00-4 4 pairs

-25-4	1-4	PL	AL	48,000	51,587	20,500		1,776
-50-4				48,020	51,606			

433803-00-4 4 pairs

-25-4	1-4	PL	AL	48,000	51,587	20,500	↑ L	1,768
-50-4				48,020	51,600		↓ L	
-75-4								

82,700 mm 62

F3R 611 , F4P 720 , F4P 722 , F4P 760 , F4P 770 , F4P 771 , F4P 772 , F4P 773 , F4P 774 , F4P 775 ,

403803-00-4 5 pairs

-25-4	1-5	HL	AL	54,785	58,731	18,500	↑ O2G	1,954
-50-4				54,795	58,744		↓	
-75-4								

413803-00-1 1 pair

-10-1		AS	AL	60,500	79,750		↑ G	2,350
-15-1				60,750	80,000		↓ G	



82,700 mm							63		
F4R 400, F4R 402, F4R 403, F4R 404, F4R 405, F4R 408, F4R 410, F4R 412, F4R 416, F4R 700, F4R 701, F4R 712, F4R 713, F4R 714, F4R 715, F4R 720, F4R 722, F4R 730, F4R 732, F4R 736, F4R 738, F4R 740, F4R 741, F4R 744, F4R 746, F4R 747, F4R 760, F4R 761, F4R 762, F4R 763, F4R 764, F4R 765, F4R 766, F4R 767, F4R 770, F4R 771, F4R 774, F4R 776, F4R 780, F4R 784, F4R 786, F4R 787, F4R 790, F4R 791, F4R 792, F4R 794, F4R 795, F4R 796, F4R 797, F4R 800, F4R 811, F4R 820, F4R 830, F4R 832, F4R 867, F4R 870, F4R 872, F4R 874, F4R 886, F4R 887, F4R 896, F4R 897, F4Rt 774, F4Rt 811, F5R 700, F5R 740,									
403803-00-4							5 pairs		
-25-4	1-5	HL	AL	54,785	58,731	18,500	↑	O2G	1,954
-50-4				54,795	58,744		↓		
-75-4									
413803-00-1							1 pair		
-10-1		AS	AL	60,500	79,750		↑	G	2,350
-15-1				60,750	80,000		↓	G	
433521-00-4							4 pairs		
-25-4	1-4	PL	AL	48,000	51,587	20,500			1,776
-50-4				48,020	51,606				
82,700 mm							64		
F4R Z 770, F5R 701, F7R 712, F7R 720,									
413803-00-1							1 pair		
-10-1		AS	AL	60,500	79,750		↑	G	2,350
-15-1				60,750	80,000		↓	G	
83,000 mm							65		
N7U 700, N7U 701,									
405110-00-5							6 pairs		
-25-5	1,2,3,5,6	HL	AL	64,987	69,000	19,600	↑	LO3G	1,994
-50-5				65,000	69,014		↓	L	5 pairs
	4	FL	AL	64,987	69,000	25,880	↑	O3G	1,998
				65,000	69,014		↓	L	1 pair
435113-00-5							5 pairs		
-25-5	1-5	PL	CU3	49,984	53,000	19,500			1,496
-50-5				50,000	53,013				
84,000 mm							66		
M9R 630, M9R 754, M9R 756, M9R 784, M9R 788, M9R 808, M9R 814, M9R 835, M9R 845, M9R 849, M9R 850, M9R 855, M9R 868, M9Rk 806,									
403816-00-4							5 pairs		
-25-4	1-5	HL	AL	55,985	59,998	19,500	↑	O2G	1,984
-50-4				56,005	60,011	↓ 17,200	↓		
-75-4									
443804-00-4							4 pairs		
	1-4	PB	CU3	31,994	34,985	23,700	↑	O1	1,850
				32,000	35,010		↓		
84,000 mm							67		
M9R 780									
403816-00-4							5 pairs		
-25-4	1-5	HL	AL	55,985	59,998	19,500	↑	O2G	1,984
-50-4				56,005	60,011	↓ 17,200	↓		
-75-4									
413804-00-1							1 pair		
-10-1		AS	AL	65,000	84,250		↑	G	2,650
				65,025	84,500		↓	G	
433821-00-4							4 pairs		
-25-4	1-4	PL	AL	51,985	55,600	18,300			1,768
-50-4				52,000	55,619				
-75-4									
443804-00-4							4 pairs		
	1-4	PB	CU3	31,994	34,985	23,700	↑	O1	1,850
				32,000	35,010		↓		



84,000 mm **68**

M9R 610, M9R 615, M9R 692, M9R 700, M9R 721, M9R 722, M9R 724, M9R 740, M9R 742, M9R 744, M9R 746, M9R 748, M9R 750, M9R 760, M9R 761, M9R 762, M9R 763, M9R 782, M9R 786, M9R 800, M9R 802, M9R 804, M9R 805, M9R 806, M9R 809, M9R 812, M9R 815, M9R 816, M9R 817, M9R 820, M9R 824, M9R 828, M9R 830, M9R 832, M9R 833, M9R 836, M9R 838, M9R 844, M9R 846, M9R 854, M9R 856, M9R 857, M9R 858, M9R 859, M9R 862, M9R 864, M9R 865, M9R 866, M9R C 613, M9Ra 742, M9Rk 800, M9Rk 802, M9Rk 805, M9Rk 816,

403816-00-4 5 pairs									
-25-4	1-5	HL	AL	55,985	59,998	19,500	↑	O2G	1,984
-50-4				56,005	60,011	↓ 17,200	↓		
-75-4									

433821-00-4 4 pairs									
-25-4	1-4	PL	AL	51,985	55,600	18,300			1,768
-50-4				52,000	55,619				
-75-4									

443804-00-4 4 pairs									
	1-4	PB	CU3	31,994	34,985	23,700	↑	O1	1,850
				32,000	35,010		↓		

84,000 mm **69**

M9R 834

443804-00-4 4 pairs									
	1-4	PB	CU3	31,994	34,985	23,700	↑	O1	1,850
				32,000	35,010		↓		

85,000 mm **70**

M9T 670, M9T 672, M9T 676, M9T 678, M9T 680, M9T 686, M9T 690, M9T 692, M9T 694, M9T 696, M9T 698, M9T 700, M9T 702, M9T 870, M9T 880, M9T 890, M9T 896, M9T 898,

403514-00-4 5 pairs									
-25-4	1-5	HL	AL	59,985	63,998	17,200	↑	O2G	1,980
-50-4				60,005	64,011	↓ 19,500	↓		
-75-4									

433514-00-4 4 pairs									
-25-4	1-4	PL	CU3	53,000	56,587	19,000			1,781
-50-4			↓ AL	53,020	56,606				

443804-00-4 4 pairs									
	1-4	PB	CU3	31,994	34,985	23,700	↑	O1	1,850
				32,000	35,010		↓		

85,000 mm **71**

M9R 650, M9T 708,

443804-00-4 4 pairs									
	1-4	PB	CU3	31,994	34,985	23,700	↑	O1	1,850
				32,000	35,010		↓		

85,000 mm **72**

M9T 260

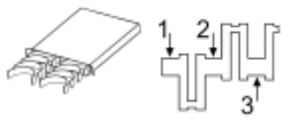
403514-00-4 5 pairs									
-25-4	1-5	HL	AL	59,985	63,998	17,200	↑	O2G	1,980
-50-4				60,005	64,011	↓ 19,500	↓		
-75-4									

85,000 mm **73**

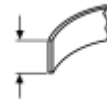
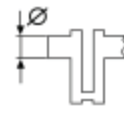
M9T 704, M9T 706, M9T 710,

403514-00-4 5 pairs									
-25-4	1-5	HL	AL	59,985	63,998	17,200	↑	O2G	1,980
-50-4				60,005	64,011	↓ 19,500	↓		
-75-4									

443804-00-4 4 pairs									
	1-4	PB	CU3	31,994	34,985	23,700	↑	O1	1,850
				32,000	35,010		↓		



Type



85,000 mm

74

M9T 872, M9T 882,

403514-00-4										5 pairs
-25-4	1-5	HL	AL	59,985	63,998	17,200	↑	O2G	1,980	
-50-4				60,005	64,011	↓ 19,500	↓			
-75-4										

433514-00-4										4 pairs
-25-4	1-4	PL	CU3	53,000	56,587	19,000			1,781	
-50-4			↓ AL	53,020	56,606					

86,000 mm

75

852 700, 852 710, 852 720, 852 750, J8S 120, J8S 174, J8S 232 (852.232), J8S 234, J8S 240, J8S 330, J8S 600, J8S 604, J8S 610, J8S 612, J8S 620, J8S 622, J8S 702, J8S 704, J8S 706, J8S 708, J8S 711, J8S 712, J8S 714, J8S 736, J8S 738, J8S 740, J8S 742, J8S 746, J8S 750, J8S 758, J8S 760, J8S 772, J8S 774, J8S 776, J8S 778, J8S 784, J8S 786, J8S 788, J8S 800, J8S 814, J8S 890,

401101-00-4										5 pairs
-25-4	1-5	HL	AL	62,873	66,668	23,500	↑	LO3G	1,884	
-50-4				62,892	66,687		↓	LO3G		
-75-4										
-100-4										

431101-00-4										4 pairs
-25-4	1-4	PL	AL	56,267	60,005	20,750	↑	LO1	1,842	
-50-4				56,286	60,019		↓	L		
-75-4										
-100-4										

443802-00-4										4 pairs
	1-4	PB	CU2	28,002	30,000	25,250	↑	O1	1,200	
				28,010	30,021		↓			

87,000 mm

76

G8T 706, G8T 714, G8T 716, G8T 740, G8T 752, G8T 760, G8T 790, G8T 792, G8T 794,

403818-00-4										5 pairs
-25-4	1-5	HL	AL	57,980	61,668	20,990	↑	LO1G	1,810	
-50-4				58,000	61,681		↓	L		

413803-00-1										1 pair
-10-1		AS	AL	60,500	79,750		↑	G	2,350	
-15-1				60,750	80,000		↓	G		

87,000 mm

77

G9T 600, G9T 605, G9T 606, G9T 607, G9T 642, G9T 645, G9T 700, G9T 702, G9T 703, G9T 704, G9T 706, G9T 707, G9T 710, G9T 712, G9T 720, G9T 722, G9T 742, G9T 743, G9T 750,

403818-00-4										5 pairs
-25-4	1-5	HL	AL	57,980	61,668	20,990	↑	LO1G	1,810	
-50-4				58,000	61,681		↓	L		

433825-00-4										4 pairs
-25-4	1-4	PL	CU3	52,971	56,587	20,650			1,782	
-50-4			↓ AL	52,990	56,006					

88,000 mm

78

829 700, 829 701, 829 702, 829 703, 829 710, 829 720, 829 721, 829 731, 829.00, 829.01, J5R 726, J5R 800, J6R 710, J6R 711, J6R 712, J6R 713, J6R 715, J6R 716, J6R 726,

401101-00-4										5 pairs
-25-4	1-5	HL	AL	62,873	66,668	23,500	↑	LO3G	1,884	
-50-4				62,892	66,687		↓	LO3G		
-75-4										
-100-4										



88,000 mm	79
------------------	-----------

851 700 , J6T 790 , J6T 791 , J6T 792 , J7T 284 , J7T 600 , J7T 706 , J7T 707 , J7T 708 , J7T 714 , J7T 715 , J7T 718 , J7T 719 , J7T 730 , J7T 731 , J7T 732 , J7T 733 , J7T 734 , J7T 736 , J7T 754 , J7T 755 , J7T 756 , J7T 760 , J7T 761 , J7T 762 , J7T 763 , J7T 770 , J7T 772 , J7T 773 , J7T 776 , J7T 780 , J7T 782 , J7T 788 ,

401101-00-4										5 pairs
-25-4	1-5	HL	AL	62,873	66,668	23,500	↑ LO3G		1,884	
-50-4				62,892	66,687		↓ LO3G			
-75-4										
-100-4										

431101-00-4										4 pairs
-25-4	1-4	PL	AL	56,267	60,005	20,750	↑ LO1		1,842	
-50-4				56,286	60,019		↓ L			
-75-4										
-100-4										

89,000 mm	80
------------------	-----------

G9U 630 , G9U 632 , G9U 650 , G9U 720 , G9U 724 , G9U 730 , G9U 750 , G9U 754 ,

403818-00-4										5 pairs
-25-4	1-5	HL	AL	57,980	61,668	20,990	↑ LO1G		1,810	
-50-4				58,000	61,681		↓ L			
433825-00-4										4 pairs
-25-4	1-4	PL	CU3	52,971	56,587	20,650			1,782	
-50-4			↓ AL	52,990	56,006					

93,000 mm	81
------------------	-----------

8140-07 , 8140-27 IDS , 8140-27 , 8140-47 , 8140.07.2530 ID , 8140.07.2585 , 8140.07.2700 , 8140.07.3700 , 8140.27.2500 , 8140.27.2510 , 8140.27.2512 , 8140.27.2560 , 8140.27.2565 IDS , 8140.27.2580 , 8140.27.2582 , 8140.27.2585 , 8140.27.2700 , 8140.47.2530 IDR , 8140.47.2535 , 8140.47.2580 , 8140.47.2585 , 8140.47.2700 , 8140.47.2721 , 8140.47.2785 , 8140.61.2300 , 8140.61.240 , 8140.67.2500 , 8140.67.2510 , 8140.67.2550 , 8140.67.2580 , 8140.67.2585 , S8U 720 , S8U 722 , S8U 730 , S8U 731 , S8U 742 , S8U 748 , S8U 750 , S8U 752 , S8U 758 , S8U 762 , S8U 763 , S8U 772 , S8U 780 , S8U 782 , S9U 700 , S9U 702 , S9U 704 , S9U 714 , S9U 740 ,

401108-00-4										5 pairs
-25-4	1-4	HL	CU3	80,182	84,588	23,800	↑ LO1G		2,164	4 pairs
-50-4				80,208	84,614		↓ L			
	5	FL	CU3	86,182	90,588	30,950	↑ LO1G		2,164	1 pair
				86,208	90,614		↓ L			

403806-00-4 *										5 pairs
-25-4	1-4	HL	CU3	76,187	80,586	24,990	↑ LO1G		2,172	4 pairs
-50-4				76,200	80,607		↓ L			
	5	FL	CU3	76,187	80,586	31,950	↑ LO1G		2,172	1 pair
				76,200	80,607		↓ L			

433807-00-4										4 pairs
-25-4	1-4	PL	CU3	56,520	60,333	24,700	↑ L		1,870	
-50-4				56,535	60,345		↓ L			

433815-00-4										4 pairs
-25-4	1-4	PL	CU3	56,520	60,333	24,700	↑ LO1		1,870	
-50-4				56,535	60,345		↓ LO1			

93,000 mm	82
------------------	-----------

8140.21.235 , 8140.61.235 ,

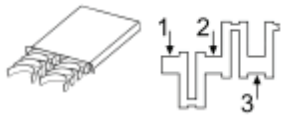
433807-00-4										4 pairs
-25-4	1-4	PL	CU3	56,520	60,333	24,700	↑ L		1,870	
-50-4				56,535	60,345		↓ L			

93,000 mm	83
------------------	-----------

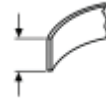
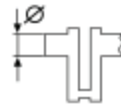
8140.27.2530 IDS

433807-00-4										4 pairs
-25-4	1-4	PL	CU3	56,520	60,333	24,700	↑ L		1,870	
-50-4				56,535	60,345		↓ L			

433815-00-4										4 pairs
-25-4	1-4	PL	CU3	56,520	60,333	24,700	↑ LO1		1,870	
-50-4				56,535	60,345		↓ LO1			



Type



93,000 mm

84

8140.47.2590

403806-00-4 * **5 pairs**

-25-4	1-4	HL	CU3	76,187	80,586	24,990	↑ LO1G	2,172	4 pairs
-50-4				76,200	80,607		↓ L		
	5	FL	CU3	76,187	80,586	31,950	↑ LO1G	2,172	1 pair
				76,200	80,607		↓ L		

433807-00-4 **4 pairs**

-25-4	1-4	PL	CU3	56,520	60,333	24,700	↑ L	1,870	
-50-4				56,535	60,345		↓ L		

433815-00-4 **4 pairs**

-25-4	1-4	PL	CU3	56,520	60,333	24,700	↑ LO1	1,870	
-50-4				56,535	60,345		↓ LO1		

93,000 mm

85

S8U 770

401108-00-4 **5 pairs**

-25-4	1-4	HL	CU3	80,182	84,588	23,800	↑ LO1G	2,164	4 pairs
-50-4				80,208	84,614		↓ L		
	5	FL	CU3	86,182	90,588	30,950	↑ LO1G	2,164	1 pair
				86,208	90,614		↓ L		

433807-00-4 **4 pairs**

-25-4	1-4	PL	CU3	56,520	60,333	24,700	↑ L	1,870	
-50-4				56,535	60,345		↓ L		

433815-00-4 **4 pairs**

-25-4	1-4	PL	CU3	56,520	60,333	24,700	↑ LO1	1,870	
-50-4				56,535	60,345		↓ LO1		

94,400 mm

86

S9W 700 , S9W 702 ,

433807-00-4 **4 pairs**

-25-4	1-4	PL	CU3	56,520	60,333	24,700	↑ L	1,870	
-50-4				56,535	60,345		↓ L		

94,400 mm

87

8140.23.2565 , 8140.23.2585 , 8140.43.2585 , 8140.43.3700 , 8140.43.B.3586 , 8140.43.B.3588 , 8140.43.C.2586 , 8140.43.S.2585 , 8140.43.S.3585 , 8140.43K , 8140.43N.3585 , 8140.63.2585 ,

401108-00-4 **5 pairs**

-25-4	1-4	HL	CU3	80,182	84,588	23,800	↑ LO1G	2,164	4 pairs
-50-4				80,208	84,614		↓ L		
	5	FL	CU3	86,182	90,588	30,950	↑ LO1G	2,164	1 pair
				86,208	90,614		↓ L		

433807-00-4 **4 pairs**

-25-4	1-4	PL	CU3	56,520	60,333	24,700	↑ L	1,870	
-50-4				56,535	60,345		↓ L		

433815-00-4 **4 pairs**

-25-4	1-4	PL	CU3	56,520	60,333	24,700	↑ LO1	1,870	
-50-4				56,535	60,345		↓ LO1		

98,000 mm

88

712-01-03 , 712-01-04 , 712.01 , 712.02 , 712.03 , 712.04 , 712.07 ,

403827-00-4 **5 pairs**

-25-4	1,3,5	HL	AL	73,962	78,691	35,340	↑ LO1G	2,335	3 pairs
-50-4				73,975	79,710		↓ L		
-75-4	2,4	HL	AL	73,962	78,691	26,300	↑ LO1G	2,335	2 pairs
				73,975	78,710		↓ L		

433827-00-4 **4 pairs**

-25-4	1-4	PL	AL	60,261	63,995	30,380	↑ L	1,835	
-50-4				60,274	64,008		↓ L		
-75-4									



Type

100,000 mm 89

597.02

403813-00-6 7 pairs									
-25-6	1-7	HL	CU2	70,002 70,021	74,000 74,018	29,000	↑ L O2G ↓ L	1,960	

102,000 mm 90

DCI 6-AE, DCI 6-AF,

403807-00-6 7 pairs									
-25-6	1-7	HL	CU3	76,002 76,021	80,000 80,019	28,000	↑ L G ↓ L	1,969	

443805-00-6 6 pairs									
	1-6	PB	CU2	42,000 42,016	46,000 46,025	34,600	↑ O1G ↓	2,200	

102,000 mm 91

712-18

433827-00-4 4 pairs									
-25-4	1-4	PL	AL	60,261 60,274	63,995 64,008	30,380	↑ L ↓ L	1,835	

102,000 mm 92

712.11, 712.13, 720.01, 720.02, 720.03, 720.05, 720.08,

403827-00-4 5 pairs									
-25-4	1,3,5	HL	AL	73,962 73,975	78,691 79,710	35,340	↑ L O1G ↓ L	2,335	3 pairs
-50-4									
-75-4	2,4	HL	AL	73,962 73,975	78,691 78,710	26,300	↑ L O1G ↓ L	2,335	2 pairs

433827-00-4 4 pairs									
-25-4	1-4	PL	AL	60,261 60,274	63,995 64,008	30,380	↑ L ↓ L	1,835	

102,000 mm 93

MIDR 06.02.12 B, MIDR 06.02.12 D3, MIDR 06.02.12, MIDS 06.02.12 D, MIDS 06.02.12,

403807-00-6 7 pairs									
-25-6	1-7	HL	CU3	76,002 76,021	80,000 80,019	28,000	↑ L G ↓ L	1,969	

403813-00-6 7 pairs									
-25-6	1-7	HL	CU2	70,002 70,021	74,000 74,018	29,000	↑ L O2G ↓ L	1,960	

433814-00-6 6 pairs									
-25-6	1-6	PL	CU3	64,981 65,000	68,701 68,720	31,150	↑ L ↓ L	1,836	

102,000 mm 94

MIDR 06.02.12 C, MIDR 06.02.12 L,

403807-00-6 7 pairs									
-25-6	1-7	HL	CU3	76,002 76,021	80,000 80,019	28,000	↑ L G ↓ L	1,969	

403813-00-6 7 pairs									
-25-6	1-7	HL	CU2	70,002 70,021	74,000 74,018	29,000	↑ L O2G ↓ L	1,960	

102,000 mm 95

797-10, 797-26, 798-13, 798-20, MIDR 06.02.12 A, MIDR 06.02.12 F, MIDS 06.02.26 P,

403813-00-6 7 pairs									
-25-6	1-7	HL	CU2	70,002 70,021	74,000 74,018	29,000	↑ L O2G ↓ L	1,960	



102,000 mm										96
MIDR 06.02.26 DU , MIDR 06.02.26 I , MIDR 06.02.26 K , MIDR 06.02.26 L2 , MIDR 06.02.26 L , MIDR 06.02.26 M2 , MIDR 06.02.26 M ,										
403807-00-6										7 pairs
-25-6	1-7	HL	CU3	76,002	80,000	28,000	↑ L	G	1,969	
-50-6				76,021	80,019		↓ L			
433814-00-6										6 pairs
-25-6	1-6	PL	CU3	64,981	68,701	31,150	↑ L		1,836	
-50-6				65,000	68,720		↓ L			
443805-00-6										6 pairs
	1-6	PB	CU2	42,000	46,000	34,600	↑	O1G	2,200	
				42,016	46,025		↓			
102,000 mm										97
MIDR 06.02.26 Y										
443805-00-6										6 pairs
	1-6	PB	CU2	42,000	46,000	34,600	↑	O1G	2,200	
				42,016	46,025		↓			
120,000 mm										98
M 520										
413809-00-2										2 pairs
		AS	CU2	100,500	122,000		↑	G	2,940	
				100,500	122,000		↓	G		
433809-00-1										1 pair
-50-1		PL	CU3	83,960	90,000	45,000	↑	LO2	2,975	
				92,980	90,020		↓	LO2		
120,000 mm										99
M 620 Z 3										
403809-00-6										7 pairs
-25-6	2,3,5,6	HL	CU3	89,940	96,000	40,250	↑	LO2G	2,975	4 pairs
-50-6				89,960	96,027		↓	L		
-75-6	1,4,7	HL	CU3	89,940	96,000	63,620	↑	LO2G	2,975	3 pairs
-100-6				89,960	96,027		↓	L		
413809-00-2										2 pairs
		AS	CU2	100,500	122,000		↑	G	2,940	
				100,500	122,000		↓	G		
433809-00-1										1 pair
-50-1		PL	CU3	83,960	90,000	45,000	↑	LO2	2,975	
				92,980	90,020		↓	LO2		
120,000 mm										100
MID 06.20.30 C , MID 06.20.30 D , MID 06.20.30 G , MID 06.20.30 H , MIDR 06.20.30 A , MIDR 06.20.30 B , MIDR 06.20.30 C , MIDR 06.20.30 , MIDS 06.20.30 B , MIDS 06.20.30 D , MIDS 06.20.30 E , MIDS 06.20.30 K , MIPS 06.20.30 ,										
403810-00-6										7 pairs
-25-6	1-7	HL	CU3	95,966	102,000	34,000	↑	LO1G	2,976	
-50-6				95,988	102,022		↓	L		
403811-00-6										7 pairs
-25-6	1-7	HL	CU3	95,966	102,000	34,000	↑	LO1G	2,971	
-50-6				95,988	102,022		↓	L		
413808-00-2										2 pairs
		AS	CU2	108,000	131,750		↑	G	4,450	
				108,250	132,000		↓	G		
433816-00-1										1 pair
		PL	CU3	71,960	76,000	39,300	↑	L	1,987	
				71,980	76,020		↓	L		



120,000 mm		101
-------------------	--	------------

MIDR 06.20.45 , MIDR 06.20.45 A , MIDR 06.20.45 C , MIDR 06.20.45 F3 , MIDR 06.20.45 I3 , MIDR 06.20.45 J3 , MIDR 06.20.45 K , MIDR 06.20.45 M , MIDS 06.20.45 D , MIDS 06.20.45 F , MIPR 06.20.45 A , MIPR 06.20.45 B3 , MIPR 06.20.45 C3 , MIPS 06.20.45 A , MIPS 06.20.45 ,

403810-00-6										7 pairs
-25-6	1-7	HL	CU3	95,966	102,000	34,000	↑ LO1G		2,976	
-50-6				95,988	102,022		↓ L			
403811-00-6										7 pairs
-25-6	1-7	HL	CU3	95,966	102,000	34,000	↑ LO1G		2,971	
-50-6				95,988	102,022		↓ L			
413808-00-2										2 pairs
		AS	CU2	108,000	131,750		↑ G		4,450	
				108,250	132,000		↓ G			
433810-00-1										1 pair
-25-1		PL	CU3	76,960	82,000	40,900	↑ L		2,485	
-50-1				76,980	82,022		↓ L			
-100-1										
433810-00-6										6 pairs
-25-6	1-6	PL	CU3	76,960	82,000	40,900	↑ L		2,485	
-50-6				76,980	82,022		↓ L			
433811-00-1										1 pair
-25-1		PL	CU3	76,960	82,000	40,900	↑ L		2,485	
-50-1				76,980	82,022		↓ L			
433811-00-6										6 pairs
-25-6	1-6	PL	CU3	76,960	82,000	40,900	↑ L		2,485	
-50-6				76,980	82,022		↓ L			

120,000 mm		102
-------------------	--	------------

MIDR 06.20.45 J

403810-00-6										7 pairs
-25-6	1-7	HL	CU3	95,966	102,000	34,000	↑ LO1G		2,976	
-50-6				95,988	102,022		↓ L			
403811-00-6										7 pairs
-25-6	1-7	HL	CU3	95,966	102,000	34,000	↑ LO1G		2,971	
-50-6				95,988	102,022		↓ L			
433811-00-1										1 pair
-25-1		PL	CU3	76,960	82,000	40,900	↑ L		2,485	
-50-1				76,980	82,022		↓ L			

120,000 mm		103
-------------------	--	------------

MIP 06.20.30

403810-00-6										7 pairs
-25-6	1-7	HL	CU3	95,966	102,000	34,000	↑ LO1G		2,976	
-50-6				95,988	102,022		↓ L			
403811-00-6										7 pairs
-25-6	1-7	HL	CU3	95,966	102,000	34,000	↑ LO1G		2,971	
-50-6				95,988	102,022		↓ L			
413808-00-2										2 pairs
		AS	CU2	108,000	131,750		↑ G		4,450	
				108,250	132,000		↓ G			



120,000 mm										104
MIDR 06.20.45 BC , MIDR 06.20.45 DD , MIPR 06.20.45 , MIPS 06.20.45 C ,										
403810-00-6										7 pairs
-25-6	1-7	HL	CU3	95,966	102,000	34,000	↑ LO1G		2,976	
-50-6				95,988	102,022		↓ L			
403811-00-6										7 pairs
-25-6	1-7	HL	CU3	95,966	102,000	34,000	↑ LO1G		2,971	
-50-6				95,988	102,022		↓ L			
413808-00-2										2 pairs
		AS	CU2	108,000	131,750		↑ G		4,450	
				108,250	132,000		↓ G			
433810-00-1										1 pair
-25-1		PL	CU3	76,960	82,000	40,900	↑ L		2,485	
-50-1				76,980	82,022		↓ L			
-100-1										
433810-00-6										6 pairs
-25-6	1-6	PL	CU3	76,960	82,000	40,900	↑ L		2,485	
-50-6				76,980	82,022		↓ L			
433811-00-1										1 pair
-25-1		PL	CU3	76,960	82,000	40,900	↑ L		2,485	
-50-1				76,980	82,022		↓ L			
120,000 mm										105
MIS 06.20.30										
433816-00-1										1 pair
		PL	CU3	71,960	76,000	39,300	↑ L		1,987	
				71,980	76,020		↓ L			
123,000 mm										106
DXi 11 330 , DXi 11 370 , DXi 11 440 , DXi 11 450 ,										
405105-00-6										7 pairs
-25-6	1-7	HL	CU3	107,978	113,040	32,200	↑ LO1G		2,497	
				108,000	113,065		↓ L			
415104-00-2										2 pairs
-25-2		AS	CU3	116,660	139,929		↑ G		3,213	
-50-2				117,094	139,680		↓ G			
435114-00-6										6 pairs
-25-6	1-6	PL	CU3	85,978	90,835	45,100	↑ L		2,395	
			↓ AL	86,000	90,850		↓ L			
465102-00-7										7 pairs
	1	NWL	AL	70,040	73,900	33,650	↑ L		1,924	1 pair
				70,053	73,913		↓ L			
	1-6	NWL	AL	70,040	73,900	20,400	↑ L		1,924	6 pairs
				70,053	73,913		↓ L			
123,000 mm										107
MIDR 06.23.56										
433811-00-1										1 pair
-25-1		PL	CU3	76,960	82,000	40,900	↑ L		2,485	
-50-1				76,980	82,022		↓ L			
433811-00-6										6 pairs
-25-6	1-6	PL	CU3	76,960	82,000	40,900	↑ L		2,485	
-50-6				76,980	82,022		↓ L			



Type

123,000 mm

108

MIDR 06.23.56 B/43

413808-00-2 2 pairs

AS	CU2	108,000	131,750			↑	G	4,450
		108,250	132,000			↓	G	

433811-00-1 1 pair

-25-1	PL	CU3	76,960	82,000	40,900	↑	L	2,485
-50-1			76,980	82,022		↓	L	

433812-00-1 1 pair

-25-1	PL	CU3	76,960	82,000	40,900	↑	L	2,485
-50-1			76,980	82,022		↓	L	

124,000 mm

109

MIDR 06.24.65 A/46 , MIDR 06.24.65 AB , MIDR 06.24.65 B/46 , MIDR 06.24.65 C/46 ,

403828-00-6 7 pairs

HL	CU3	122,370	114,209	31,800	↑	LO2G	4,040	4 pairs
		122,403	114,234		↓	L		
HL	CU3	122,370	114,209	31,800	↑	LO2G	4,040	1 pair
		122,403	114,234		↓	L		
HL	CU3	122,370	114,209	47,700	↑	LO2G	4,040	1 pair
		122,403	114,234		↓	L		
HL	CU3	122,370	114,209	47,700	↑	LO2G	4,040	1 pair
		122,403	114,234		↓	L		

433829-00-6 6 pairs

1-6	PL	CU2	87,097	82,474	40,250	↑	LO1G	2,250
			87,147	82,499		↓	L	

131,000 mm

110

DXi 13 440 , DXi 13 460 , DXi 13 480 , DXi 13 500 , DXi 13 520 ,

405103-00-6 7 pairs

-25-6	1-7	HL	CU3	107,978	113,040	37,800	↑	LO1G	2,497
-50-6				108,000	113,065		↓	L	

415104-00-2 2 pairs

-25-2	AS	CU3	116,660	139,929		↑	G	3,213
-50-2			117,094	139,680		↓	G	

435116-00-6 6 pairs

-25-6	1-6	PL	CU3	98,978	103,835	48,850	↑	LO1	2,395
-50-6			↓AL	99,000	103,850		↓	L	

135,000 mm

111

MDS 06.35.40

403809-00-6 7 pairs

-25-6	2,3,5,6	HL	CU3	89,940	96,000	40,250	↑	LO2G	2,975	4 pairs
-50-6				89,960	96,027		↓	L		
-75-6	1,4,7	HL	CU3	89,940	96,000	63,620	↑	LO2G	2,975	3 pairs
-100-6				89,960	96,027		↓	L		

433809-00-1 1 pair

-50-1	PL	CU3	83,960	90,000	45,000	↑	LO2	2,975
			92,980	90,020		↓	LO2	

433817-00-1 1 pair

-50-1	PL	CU2	83,960	90,000	40,000	↑	L	2,973
			83,980	90,020		↓	L	

433817-00-6 6 pairs

1-6	PL	CU2	83,960	90,000	40,000	↑	L	2,973
			83,980	90,020		↓	L	

443806-00-6 6 pairs

1-6	PB	CU2	55,000	60,000	46,000	↑	O2G	2,800
			55,019	60,030		↓		



135,000 mm							112			
MDS 06.35.40 H , MDS 06.35.40 I , MDS 06.35.40 B , MDS 06.35.40 E ,										
403809-00-6 7 pairs										
-25-6	2,3,5,6	HL	CU3	89,940	96,000	40,250	↑ LO2G	2,975	4 pairs	
-50-6				89,960	96,027		↓ L			
-75-6										
-100-6	1,4,7	HL	CU3	89,940	96,000	63,620	↑ LO2G	2,975	3 pairs	
				89,960	96,027		↓ L			
413809-00-2 2 pairs										
		AS	CU2	100,500	122,000		↑ G	2,940		
				100,500	122,000		↓ G			
433809-00-1 1 pair										
-50-1		PL	CU3	83,960	90,000	45,000	↑ LO2	2,975		
				92,980	90,020		↓ LO2			
433817-00-1 1 pair										
-50-1		PL	CU2	83,960	90,000	40,000	↑ L	2,973		
				83,980	90,020		↓ L			
433817-00-6 6 pairs										
	1-6	PL	CU2	83,960	90,000	40,000	↑ L	2,973		
				83,980	90,020		↓ L			
443806-00-6 6 pairs										
	1-6	PB	CU2	55,000	60,000	46,000	↑ O2G	2,800		
				55,019	60,030		↓			
135,000 mm							113			
MIDS 06.35.40										
403809-00-6 7 pairs										
-25-6	2,3,5,6	HL	CU3	89,940	96,000	40,250	↑ LO2G	2,975	4 pairs	
-50-6				89,960	96,027		↓ L			
-75-6										
-100-6	1,4,7	HL	CU3	89,940	96,000	63,620	↑ LO2G	2,975	3 pairs	
				89,960	96,027		↓ L			
413809-00-2 2 pairs										
		AS	CU2	100,500	122,000		↑ G	2,940		
				100,500	122,000		↓ G			
433809-00-1 1 pair										
-50-1		PL	CU3	83,960	90,000	45,000	↑ LO2	2,975		
				92,980	90,020		↓ LO2			
433809-00-6 6 pairs										
-25-6	1-6	PL	CU3	83,960	90,000	45,000	↑ LO2	2,975		
-50-6				83,980	90,020		↓ LO2			
-75-6										
-100-6										
433817-00-1 1 pair										
-50-1		PL	CU2	83,960	90,000	40,000	↑ L	2,973		
				83,980	90,020		↓ L			
433817-00-6 6 pairs										
	1-6	PL	CU2	83,960	90,000	40,000	↑ L	2,973		
				83,980	90,020		↓ L			
443806-00-6 6 pairs										
	1-6	PB	CU2	55,000	60,000	46,000	↑ O2G	2,800		
				55,019	60,030		↓			



135,000 mm **114**

MS 06.35 T									
403809-00-6 7 pairs									
-25-6	2,3,5,6	HL	CU3	89,940	96,000	40,250	↑ L O2G	2,975	4 pairs
-50-6				89,960	96,027		↓ L		
-75-6									
-100-6	1,4,7	HL	CU3	89,940	96,000	63,620	↑ L O2G	2,975	3 pairs
				89,960	96,027		↓ L		
413809-00-2 2 pairs									
		AS	CU2	100,500	122,000		↑ G	2,940	
				100,500	122,000		↓ G		
433809-00-6 6 pairs									
-25-6	1-6	PL	CU3	83,960	90,000	45,000	↑ L O2	2,975	
-50-6				83,980	90,020		↓ L O2		
-75-6									
-100-6									










RENAULT TRUCKS

MESSENGER Sattelschlepper B 120.55T (FN60F7)	8140.43.2585	09.96 - 06.99	2800	D	90 kW	1048	7
AGORA Agora	MIDR 06.20.45 I41	01.96	9839	D	186 - 188 kW	1052	23
AGORA Agora	MIDR 06.20.45 I41	01.96	9839	D	186 - 188 kW	1052	23
ARES Ares	MIDR 06.20.45 M41	04.98 - 12.03	9839	D	250 kW	1051	21
ARES Ares	MIDR 06.20.45 R41	10.01 - 12.03	9839	D	222 kW	1051	21
C C 210.19	MIDS 06.20.30 N	12.83 - 05.91	8822	D	153 kW	1052	24
C C 210.19	MIDS 06.20.30 N	12.83 - 05.91	8822	D	153 kW	1052	24
C C 230ti.19	MIDR 06.02.26 D	05.90 - 07.92	6177	D	166 kW	1049	14
C C 260.19,C 280.19	MIDS 06.20.45 B	10.82 - 10.98	9839	D	192 - 202 kW	1051	21
C C 260.19T	MIDS 06.20.45 B	10.82 - 10.98	9839	D	192 kW	1051	21
C C 260.19	MIDS 06.20.45 B	10.82 - 05.91	9839	D	192 kW	1051	21
C C 260.19	MIDS 06.20.45 B	10.82 - 05.91	9839	D	192 kW	1051	21
C C 260.26	MIDS 06.20.45 B	10.82 - 05.91	9839	D	192 kW	1051	21
C C 260.26	MIDS 06.20.45 B	10.82 - 05.91	9839	D	192 kW	1051	21
C C 280.19	MIDS 06.20.45 B	07.92 - 03.93	9839	D	202 kW	1051	21
C C 290.19,C 300.19	MIDR 06.20.45 D3	10.82 - 10.98	9839	D	214 - 222 kW	1051	21
C C 290.19,C 300.19	MIDR 06.20.45 D	10.82 - 10.98	9839	D	214 - 222 kW	1051	21
C C 290.19/T	MIDR 06.20.45 D	05.86 - 05.91	9839	D	214 kW	1051	21
C C 290.19/T	MIDR 06.20.45 D	05.86 - 05.91	9839	D	214 kW	1051	21
C C 290.26,C 300.26	MIDR 06.20.45 D3	10.82 - 10.98	9839	D	214 - 222 kW	1051	21
C C 290.26,C 300.26	MIDR 06.20.45 D3	05.86 - 10.98	9839	D	214 - 222 kW	1051	21
C C 290.26,C 300.26	MIDR 06.20.45 D	10.82 - 10.98	9839	D	214 - 222 kW	1051	21
C C 290.26,C 300.26	MIDR 06.20.45 D	05.86 - 10.98	9839	D	214 - 222 kW	1051	21
C C 300.19	MIDR 06.20.45 D3	04.87 - 10.98	9839	D	222 kW	1051	21
C C 300.19	MIDR 06.20.45 D3	04.87 - 10.98	9839	D	222 kW	1051	21
C C 300.19	MIDR 06.20.45 D	04.87 - 10.98	9839	D	222 kW	1051	21
C C 300.19	MIDR 06.20.45 D	04.87 - 10.98	9839	D	222 kW	1051	21
C C 300.19	MIDR 06.20.45 D	04.87 - 10.98	9839	D	222 kW	1051	21
C C 300.19	MIDR 06.20.45 D	04.87 - 10.98	9839	D	222 kW	1051	21
C C 300.19	MIDR 06.20.45 D	04.87 - 10.98	9839	D	222 kW	1051	21
C C 300.19	MIDR 06.20.45 D	04.87 - 10.98	9839	D	222 kW	1051	21
C C 300.19	MIDR 06.20.45 D	04.87 - 10.98	9839	D	222 kW	1051	21
C C 300.24	MIDR 06.20.45 D3	04.87 - 10.98	9839	D	222 kW	1051	21
C C 300.24	MIDR 06.20.45 D3	04.87 - 10.98	9839	D	222 kW	1051	21
C C 300.24	MIDR 06.20.45 D	04.87 - 10.98	9839	D	222 kW	1051	21
C C 300.24	MIDR 06.20.45 D	04.87 - 10.98	9839	D	222 kW	1051	21
C C 300.24	MIDR 06.20.45 D	04.87 - 10.98	9839	D	222 kW	1051	21
C C 300.26	MIDR 06.20.45 D3	04.87 - 10.98	9839	D	222 kW	1051	21
C C 300.26	MIDR 06.20.45 D	04.87 - 10.98	9839	D	222 kW	1051	21
C C 340.19/T	MIDR 06.20.45 E2	07.90 - 10.98	9839	D	249 kW	1051	22
C C 340.19/T	MIDR 06.20.45 E3	07.90 - 10.98	9839	D	249 kW	1051	21
C C 340.19/T	MIDR 06.20.45 E	07.90 - 10.98	9839	D	249 kW	1051	21
C C 340ti.17/T	MIDR 06.20.45 E2	07.90 - 10.98	9839	D	249 kW	1051	22
C C 340ti.17/T	MIDR 06.20.45 E2	07.90 - 10.98	9839	D	249 kW	1051	22
C C 340ti.17/T	MIDR 06.20.45 E3	07.90 - 10.98	9839	D	249 kW	1051	21
C C 340ti.17/T	MIDR 06.20.45 E3	07.90 - 10.98	9839	D	249 kW	1051	21
C C 340ti.17/T	MIDR 06.20.45 E	07.90 - 10.98	9839	D	249 kW	1051	21
C C 340ti.17/T	MIDR 06.20.45 E	07.90 - 10.98	9839	D	249 kW	1051	21
C C 340ti.19/T	MIDR 06.20.45 E2	07.90 - 10.98	9839	D	249 kW	1051	22
C C 340ti.19/T	MIDR 06.20.45 E3	07.90 - 10.98	9839	D	249 kW	1051	21
C C 340ti.19/T	MIDR 06.20.45 E	07.90 - 10.98	9839	D	249 kW	1051	21
C CBH 280.26/T	MIDS 06.35.40 D	04.86 - 10.92	12024	D	208 kW	1054	32
C CBH 280.26/T	MIDS 06.35.40 D	04.86 - 10.92	12024	D	208 kW	1054	32
C CBH 280.26	MIDS 06.35.40 D	04.86 - 10.92	12024	D	208 kW	1054	32
C CBH 280.26	MIDS 06.35.40 D	04.86 - 10.92	12024	D	208 kW	1054	32
C CBH 280.26	MIDS 06.35.40 D	04.86 - 10.92	12024	D	208 kW	1054	32
C CBH 280.26	MIDS 06.35.40 D	04.86 - 10.92	12024	D	208 kW	1054	32
C CBH 280.34/T	MIDS 06.35.40 D	04.86 - 10.92	12024	D	208 kW	1054	32
C CBH 280.34	MIDS 06.35.40 D	04.86 - 10.92	12024	D	208 kW	1054	32
C CBH 280.34	MIDS 06.35.40 D	04.86 - 10.92	12024	D	208 kW	1054	32
C CBH 280.34	MIDS 06.35.40 D	04.86 - 10.92	12024	D	208 kW	1054	32
C CBH 280.34	MIDS 06.35.40 D	04.86 - 10.92	12024	D	208 kW	1054	32
C CBH 320.24/T	MIDR 06.35.40 M3	10.92 - 10.98	12024	D	236 kW	1054	32








RENAULT TRUCKS

							
C CLM 385.22/T	MIDR 06.35.40 N/3	10.92 - 10.98	12024	D	283 kW	1054	32
C CLM 385.25/T	MIDR 06.35.40 N/3	10.92 - 10.98	12024	D	283 kW	1054	32
C CLR 220.19	MIDS 06.20.30 N1	05.86 - 05.91	8822	D	162 kW	1052	24
C CLR 230.19	MIDR 06.02.26 D	09.90 - 10.98	6177	D	166 kW	1049	14
D D270	DXi 7-270	07.13	7146	D	194 kW	1050	19
D D270	DXi 7-270	07.13	7146	D	194 kW	1050	19
D D270	DXi 7-270	07.13	7146	D	194 kW	1050	19
D D270	DXi 7-270	07.13	7146	D	194 kW	1050	19
D D270	DXi 7-270	07.13	7146	D	194 kW	1050	19
D D270	DXi 7-270	07.13	7146	D	194 kW	1050	19
D D270	DXi 7-270	07.13	7146	D	194 kW	1050	19
D D270	DXi 7-270	07.13	7146	D	194 kW	1050	19
D D270	DXi 7-270	07.13	7146	D	194 kW	1050	19
D D270	DXi 7-270	07.13	7146	D	194 kW	1050	19
D D300	DXi 7-300	07.13	7146	D	217 kW	1050	19
D D300	DXi 7-300	07.13	7146	D	217 kW	1050	19
D D300	DXi 7-300	07.13	7146	D	217 kW	1050	19
D D300	DXi 7-300	07.13	7146	D	217 kW	1050	19
D D300	DXi 7-300	07.13	7146	D	217 kW	1050	19
D D300	DXi 7-300	07.13	7146	D	217 kW	1050	19
D D300	DXi 7-300	07.13	7146	D	217 kW	1050	19
D D300	DXi 7-300	07.13	7146	D	217 kW	1050	19
D D300	DXi 7-300	07.13	7146	D	217 kW	1050	19
FR1	MIDR 06.20.45 A2	01.83	9839	D	202 kW	1051	21
FR1	MIDR 06.20.45 D3	01.83	9839	D	222 kW	1051	21
FR1	MIDR 06.20.45 D	01.83	9839	D	222 kW	1051	21
FR1	MIDR 06.20.45 M3	01.83	9839	D	250 kW	1051	21
G G 170.11	MIDR 06.02.12 D	05.83 - 02.90	5491	D	127 - 134 kW	1049	13
G G 170.13	MIDR 06.02.12 D	05.83 - 02.90	5491	D	127 - 134 kW	1049	13
G G 170.15	MIDR 06.02.12 D	05.83 - 02.90	5491	D	127 - 134 kW	1049	13
G G 170.16	MIDR 06.02.12 D	05.83 - 02.90	5491	D	127 - 134 kW	1049	13
G G 170.17	MIDR 06.02.12 D	05.83 - 02.90	5491	D	127 - 134 kW	1049	13
G G 170.17	MIDR 06.02.12 D	05.83 - 02.90	5491	D	127 - 134 kW	1049	13
G G 200.13	MIDR 06.02.26 H	05.90 - 09.91	6177	D	137 - 144 kW	1049	14
G G 200.15	MIDR 06.02.26 H	05.90 - 09.91	6177	D	137 - 144 kW	1049	14
G G 200.16	MIDR 06.02.26 H	05.90 - 09.91	6177	D	137 - 144 kW	1049	14
G G 200.16	MIDR 06.02.26 H	05.90 - 09.91	6177	D	137 - 144 kW	1049	14
G G 200.17	MIDR 06.02.26 H	05.90 - 09.91	6177	D	137 - 144 kW	1049	14
G G 200.18	MIDR 06.02.26 H	05.90 - 09.91	6177	D	137 - 144 kW	1049	14
G G 210.16/T	MIDS 06.20.30 N	11.83 - 02.90	8822	D	153 kW	1052	24
G G 210.16	MIDS 06.20.30 N1	11.83 - 02.90	8822	D	153 - 162 kW	1052	24
G G 210.16	MIDS 06.20.30 N	11.83 - 02.90	8822	D	153 - 162 kW	1052	24
G G 210.17 BOM	MIDS 06.20.30 N1	11.83 - 02.90	8822	D	153 - 162 kW	1052	24
G G 210.17 BOM	MIDS 06.20.30 N1	11.83 - 02.90	8822	D	153 - 162 kW	1052	24
G G 210.17 BOM	MIDS 06.20.30 N	11.83 - 02.90	8822	D	153 - 162 kW	1052	24
G G 210.17 BOM	MIDS 06.20.30 N	11.83 - 02.90	8822	D	153 - 162 kW	1052	24
G G 210.18 BOM	MIDS 06.20.30 N1	11.83 - 02.90	8822	D	153 - 162 kW	1052	24
G G 210.18 BOM	MIDS 06.20.30 N	11.83 - 02.90	8822	D	153 - 162 kW	1052	24
G G 210.19 BOM	MIDS 06.20.30 N1	11.83 - 02.90	8822	D	153 - 162 kW	1052	24
G G 210.19 BOM	MIDS 06.20.30 N	11.83 - 02.90	8822	D	153 - 162 kW	1052	24
G G 210.19/T	MIDS 06.20.30 N	11.83 - 02.90	8822	D	153 kW	1052	24
G G 210.19	MIDS 06.20.30 N1	11.83 - 02.90	8822	D	153 - 162 kW	1052	24
G G 210.19	MIDS 06.20.30 N	11.83 - 02.90	8822	D	153 - 162 kW	1052	24
G G 220.17 BOM	MIDS 06.20.45 J	03.91 - 09.91	9839	D	161 kW	1051	21
G G 220.17 BOM	MIDS 06.20.45 J	03.91 - 09.91	9839	D	161 kW	1051	21
G G 220.19 BOM	MIDS 06.20.45 J	03.91 - 09.91	9839	D	161 kW	1051	21
G G 230.11	MIDS 06.20.30 P	01.85 - 05.90	8822	D	169 - 177 kW	1052	24
G G 230.13 SP	MIDS 06.20.30 P	01.85 - 08.91	8822	D	169 - 177 kW	1052	24
G G 230.13	MIDS 06.20.30 P	01.85 - 05.90	8822	D	169 - 177 kW	1052	24
G G 230.15/T	MIDS 06.20.30 P	01.85 - 05.90	8822	D	169 - 177 kW	1052	24
G G 230.15	MIDS 06.20.30 P	01.85 - 05.90	8822	D	169 - 177 kW	1052	24
G G 230.16	MIDS 06.20.30 P	01.85 - 05.90	8822	D	169 - 177 kW	1052	24
G G 230.16	MIDS 06.20.30 P	01.85 - 05.90	8822	D	169 - 177 kW	1052	24
G G 230.17/T	MIDS 06.20.30 P	01.85 - 05.90	8822	D	169 - 177 kW	1052	24








RENAULT TRUCKS



			ccm		kw		1 POS
G G 230.17	MIDS 06.20.30 P	01.85 - 05.90	8822	D	169 - 177 kW	1052	24
G G 230.17	MIDS 06.20.30 P	01.85 - 05.90	8822	D	169 - 177 kW	1052	24
G G 230.17	MIDS 06.20.30 P	01.85 - 05.90	8822	D	169 - 177 kW	1052	24
G G 230.19/T	MIDS 06.20.30 P	01.85 - 03.93	8822	D	169 kW	1052	24
G G 230.19	MIDS 06.20.30 P	01.85 - 05.90	8822	D	169 - 177 kW	1052	24
G G 230.19	MIDS 06.20.30 P	01.85 - 05.90	8822	D	169 - 177 kW	1052	24
G G 230ti.13	MIDR 06.02.26 D	02.90 - 08.91	6177	D	166 kW	1049	14
G G 230ti.15	MIDR 06.02.26 D	02.90 - 08.91	6177	D	166 kW	1049	14
G G 230ti.16	MIDR 06.02.26 D	02.90 - 08.91	6177	D	166 kW	1049	14
G G 230ti.16	MIDR 06.02.26 D	02.90 - 08.91	6177	D	166 kW	1049	14
G G 230ti.17	MIDR 06.02.26 D	02.90 - 08.91	6177	D	166 kW	1049	14
G G 230ti.18	MIDR 06.02.26 D	02.90 - 08.91	6177	D	166 kW	1049	14
G G 230ti.18	MIDR 06.02.26 D	02.90 - 08.91	6177	D	166 kW	1049	14
G G 230ti.19	MIDR 06.02.26 D	02.90 - 08.91	6177	D	166 kW	1049	14
G G 230ti.19	MIDR 06.02.26 D	02.90 - 08.91	6177	D	166 kW	1049	14
G G 230ti.19	MIDR 06.02.26 D	02.90 - 08.91	6177	D	166 kW	1049	14
G G 260.15/T	MIDS 06.20.45	10.82 - 05.90	9839	D	192 - 202 kW	1051	21
G G 260.16	MIDS 06.20.45	10.82 - 05.90	9839	D	192 - 202 kW	1051	21
G G 260.16	MIDS 06.20.45	10.82 - 05.90	9839	D	192 - 202 kW	1051	21
G G 260.17/T	MIDS 06.20.45	10.82 - 05.90	9839	D	192 - 202 kW	1051	21
G G 260.17	MIDS 06.20.45 B	01.90 - 09.91	9839	D	202 kW	1051	21
G G 260.17	MIDS 06.20.45	10.82 - 05.90	9839	D	192 - 202 kW	1051	21
G G 260.17	MIDS 06.20.45	10.82 - 05.90	9839	D	192 - 202 kW	1051	21
G G 260.17	MIDS 06.20.45	10.82 - 05.90	9839	D	192 - 202 kW	1051	21
G G 260.19/T	MIDS 06.20.45	10.82 - 05.90	9839	D	192 - 202 kW	1051	21
G G 260.19/T	MIDS 06.20.45	10.82 - 05.90	9839	D	192 kW	1051	21
G G 260.19	MIDS 06.20.45 B	10.82 - 05.90	9839	D	192 - 202 kW	1051	21
G G 260.19	MIDS 06.20.45	10.82 - 05.90	9839	D	192 - 202 kW	1051	21
G G 260.19	MIDS 06.20.45	10.82 - 05.90	9839	D	192 - 202 kW	1051	21
G G 260.19	MIDS 06.20.45	10.82 - 05.90	9839	D	192 kW	1051	21
G G 260.22/T	MIDS 06.20.45	10.82 - 05.90	9839	D	192 - 202 kW	1051	21
G G 260.24 CIT	MIDS 06.20.45	10.82 - 05.90	9839	D	192 - 202 kW	1051	21
G G 280.13	MIDS 06.20.45 B	01.90 - 09.91	9839	D	202 kW	1051	21
G G 280.15/T	MIDS 06.20.45 B	01.90 - 09.91	9839	D	202 kW	1051	21
G G 280.15	MIDS 06.20.45 B	01.90 - 09.91	9839	D	202 kW	1051	21
G G 280.16	MIDS 06.20.45 B	01.90 - 09.91	9839	D	202 kW	1051	21
G G 280.16	MIDS 06.20.45 B	01.90 - 09.91	9839	D	202 kW	1051	21
G G 280.18	MIDS 06.20.45 B	01.90 - 09.91	9839	D	202 kW	1051	21
G G 280.19	MIDS 06.20.45 B	01.90 - 09.91	9839	D	202 kW	1051	21
G G 280.19	MIDS 06.20.45 B	01.90 - 09.91	9839	D	202 kW	1051	21
G G 280.24	MIDS 06.20.45 B	01.90 - 09.91	9839	D	202 kW	1051	21
G G 280.26	MIDS 06.20.45 B	01.90 - 09.91	9839	D	202 kW	1051	21
G G 290.17/TD	MIDR 06.20.45	11.85 - 12.89	9839	D	214 - 222 kW	1051	21
G G 290.19/T	MIDR 06.20.45 D	11.85 - 12.89	9839	D	214 kW	1051	21
G G 290.19/T	MIDR 06.20.45 D	11.85 - 12.89	9839	D	214 kW	1051	21
G G 290.19/T	MIDR 06.20.45	11.85 - 12.89	9839	D	214 - 222 kW	1051	21
G G 290.19	MIDR 06.20.45	11.85 - 12.89	9839	D	214 - 222 kW	1051	21
G G 290.19	MIDR 06.20.45	11.85 - 12.89	9839	D	214 - 222 kW	1051	21
G G 290.19	MIDR 06.20.45	11.85 - 12.89	9839	D	214 kW	1051	21
G G 290.19	MIDR 06.20.45	11.85 - 12.89	9839	D	214 - 222 kW	1051	21
G G 290.22/TD	MIDR 06.20.45	11.85 - 12.89	9839	D	214 - 222 kW	1051	21
G G 290.24 CIT	MIDR 06.20.45	11.85 - 12.89	9839	D	214 - 222 kW	1051	21
G G 290.24 CIT	MIDR 06.20.45	11.85 - 12.89	9839	D	214 - 222 kW	1051	21
G G 290.24	MIDR 06.20.45	11.85 - 12.89	9839	D	214 - 222 kW	1051	21
G G 290.26	MIDR 06.20.45	11.85 - 12.89	9839	D	214 - 222 kW	1051	21
G G 290.26	MIDR 06.20.45	11.85 - 12.89	9839	D	214 - 222 kW	1051	21
G G 300.13	MIDR 06.20.45 D	01.90 - 08.91	9839	D	222 kW	1051	21
G G 300.15/T	MIDR 06.20.45 D	01.90 - 08.91	9839	D	222 kW	1051	21
G G 300.15	MIDR 06.20.45 D	01.90 - 08.91	9839	D	222 kW	1051	21
G G 300.16	MIDR 06.20.45 D	01.90 - 08.91	9839	D	222 kW	1051	21
G G 300.16	MIDR 06.20.45 D	01.90 - 08.91	9839	D	222 kW	1051	21
G G 300.17	MIDR 06.20.45 D	01.90 - 08.91	9839	D	222 kW	1051	21








RENAULT TRUCKS

							
G G 300.19/T	MIDR 06.20.45 D	01.90 - 08.91	9839	D	222 kW	1051	21
G G 300.19/T	MIDR 06.20.45 D	01.90 - 08.91	9839	D	222 kW	1051	21
G G 300.19	MIDR 06.20.45 D	01.90 - 08.91	9839	D	222 kW	1051	21
G G 300.19	MIDR 06.20.45 D	01.90 - 08.91	9839	D	222 kW	1051	21
G G 300.24	MIDR 06.20.45 D	01.90 - 08.91	9839	D	222 kW	1051	21
G G 300.24	MIDR 06.20.45 D	01.90 - 08.91	9839	D	222 kW	1051	21
G G 300.24	MIDR 06.20.45 D	01.90 - 08.91	9839	D	222 kW	1051	21
G G 300.25	MIDR 06.20.45 D	01.90 - 08.91	9839	D	222 kW	1051	21
G G 300.25	MIDR 06.20.45 D	01.90 - 08.91	9839	D	222 kW	1051	21
G G 300.26 CIT	MIDR 06.20.45 D	01.90 - 08.91	9839	D	222 kW	1051	21
G G 300.26/T	MIDR 06.20.45 D	01.90 - 08.91	9839	D	222 kW	1051	21
G G 300.26	MIDR 06.20.45 D	01.90 - 08.91	9839	D	222 kW	1051	21
G G 300.26	MIDR 06.20.45 D	01.90 - 08.91	9839	D	222 kW	1051	21
G G 300.26	MIDR 06.20.45 D	01.90 - 08.91	9839	D	222 kW	1051	21
G G 320.19 T	MIDR 06.20.45 H	11.88 - 05.90	9839	D	240 kW	1051	21
G G 320.19	MIDR 06.20.45 H	11.88 - 05.90	9839	D	240 kW	1051	21
G G 320.24	MIDR 06.20.45 H	11.88 - 05.90	9839	D	240 kW	1051	21
G G 330.13	MIDR 06.20.45 H	02.90 - 08.91	9839	D	240 kW	1051	21
G G 330.15	MIDR 06.20.45 H	02.90 - 08.91	9839	D	240 kW	1051	21
G G 330.16	MIDR 06.20.45 H	02.90 - 08.91	9839	D	240 kW	1051	21
G G 330.16	MIDR 06.20.45 H	02.90 - 08.91	9839	D	240 kW	1051	21
G G 330.17/T	MIDR 06.20.45 H	02.90 - 08.91	9839	D	240 kW	1051	21
G G 330.17	MIDR 06.20.45 H	02.90 - 08.91	9839	D	240 kW	1051	21
G G 330.19	MIDR 06.20.45 H	02.90 - 08.91	9839	D	240 kW	1051	21
G G 330.19	MIDR 06.20.45 H	02.90 - 08.91	9839	D	240 kW	1051	21
G G 330.19	MIDR 06.20.45 H	02.90 - 08.91	9839	D	240 kW	1051	21
G G 330.19	MIDR 06.20.45 H	02.90 - 08.91	9839	D	240 kW	1051	21
G G 330.24	MIDR 06.20.45 H	02.90 - 08.91	9839	D	240 kW	1051	21
G G 330.26	MIDR 06.20.45 H	02.90 - 08.91	9839	D	240 kW	1051	21
G G 330.26	MIDR 06.20.45 H	02.90 - 08.91	9839	D	240 kW	1051	21
G G 340ti.19/T,G 330.19/T,G 330.17/T	MIDR 06.20.45 E3	01.90 - 08.91	9839	D	240 - 249 kW	1051	21
G G 340ti.19/T,G 330.19/T,G 330.17/T	MIDR 06.20.45 H	01.90 - 08.91	9839	D	240 - 249 kW	1051	21
G G 340ti.19/T,G 330.19/T	MIDR 06.20.45 E3	02.90 - 08.91	9839	D	240 - 249 kW	1051	21
G G 340ti.19/T,G 330.19/T	MIDR 06.20.45 H	02.90 - 08.91	9839	D	240 - 249 kW	1051	21
ILIADE FRH, GTX, GTXE, RTX, TX	MIDR 06.23.56 A/41	01.97	11122	D	280 kW	1053	27
ILIADE GT, GTC, GTE	MIDR 06.20.45 M41	04.98	9839	D	250 kW	1051	21
KERAX 260.18/B	MIDR 06.20.45 C/4	06.97	9839	D	188 kW	1051	21
KERAX 260.18	MIDR 06.20.45 C/4	06.97	9839	D	188 kW	1051	21
KERAX 270.18	dCi 11-270	01.01	11100	D	195 kW	1052	25
KERAX 270.18	dCi 11-270	01.01	11100	D	195 kW	1052	25
KERAX 300.18/B	MIDR 06.20.45 D/41	06.97	9839	D	219 kW	1051	21
KERAX 300.26/A,300.26/B	MIDR 06.20.45 D/41	06.97	9839	D	219 kW	1051	21
KERAX 300.26/A,300.26/B	MIDR 06.20.45 D/41	06.97	9839	D	219 kW	1051	21
KERAX 300.26/B	MIDR 06.20.45 D/41	06.97	9839	D	219 kW	1051	21
KERAX 320.18	dCi 11G	01.01	11100	D	230 kW	1052	25
KERAX 320.18	dCi 11G	01.01	11100	D	230 kW	1052	25
KERAX 320.26	dCi 11G	01.01	11100	D	230 kW	1052	25
KERAX 320.26	dCi 11G	01.01	11100	D	230 kW	1052	25
KERAX 320.26	dCi 11G	01.01	11100	D	230 kW	1052	25
KERAX 340.18/B	MIDR 06.20.45 E/41	06.97	9839	D	249 kW	1051	21
KERAX 340.18	MIDR 06.20.45 E/41	06.97	9839	D	249 kW	1051	21
KERAX 340.26/A,340.26/B	MIDR 06.20.45 E/41	06.97	9839	D	249 kW	1051	21
KERAX 340.26/A,340.26/B	MIDR 06.20.45 E/41	06.97	9839	D	249 kW	1051	21
KERAX 340.26/B	MIDR 06.20.45 E/41	06.97	9839	D	249 kW	1051	21
KERAX 340.32/A	MIDR 06.20.45 E/41	06.97	9839	D	249 kW	1051	21
KERAX 340.32/A	MIDR 06.20.45 E/41	06.97	9839	D	249 kW	1051	21
KERAX 350.34	MIDR 06.23.56 A/3	01.03	11122	D	255 kW	1053	27
KERAX 370.18	DXi 11	10.05	10837	D	272 kW	1052	26
KERAX 370.18	DXi 11	10.05	10837	D	272 kW	1052	26
KERAX 370.18	DXi 11	10.05	10837	D	272 kW	1052	26
KERAX 370.18	DXi 11	10.05	10837	D	272 kW	1052	26
KERAX 370.18	dCi 11E	01.01	11100	D	266 kW	1052	25
KERAX 370.18	dCi 11E	01.01	11100	D	266 kW	1052	25








RENAULT TRUCKS



			ccm		kw		1 POS
KERAX 370.18	dCi 11E	01.01	11100	D	266 kW	1052	25
KERAX 370.26	DXi 11	10.05	10837	D	272 kW	1052	26
KERAX 370.26	DXi 11	10.05	10837	D	272 kW	1052	26
KERAX 370.26	DXi 11	10.05	10837	D	272 kW	1052	26
KERAX 370.26	DXi 11	10.05	10837	D	272 kW	1052	26
KERAX 370.26	DXi 11	10.05	10837	D	272 kW	1052	26
KERAX 370.26	DXi 11	10.05	10837	D	272 kW	1052	26
KERAX 370.26	dCi 11E	01.01	11100	D	266 kW	1052	25
KERAX 370.26	dCi 11E	01.01	11100	D	266 kW	1052	25
KERAX 370.26	dCi 11E	01.01	11100	D	266 kW	1052	25
KERAX 370.26	dCi 11E	01.01	11100	D	266 kW	1052	25
KERAX 370.26	dCi 11E	01.01	11100	D	266 kW	1052	25
KERAX 370.26	dCi 11E	01.01 - 12.06	11100	D	266 kW	1052	25
KERAX 370.32	DXi 11	10.05	10837	D	272 kW	1052	26
KERAX 370.32	DXi 11	10.05	10837	D	272 kW	1052	26
KERAX 370.32	DXi 11	10.05	10837	D	272 kW	1052	26
KERAX 370.32	dCi 11E	01.01	11100	D	266 kW	1052	25
KERAX 370.32	dCi 11E	01.01	11100	D	266 kW	1052	25
KERAX 370.32	dCi 11E	01.01	11100	D	266 kW	1052	25
KERAX 380.18	DXi 11	02.13	10837	D	280 kW	1052	26
KERAX 380.34	DXi 11	01.11 - 12.14	10837	D	280 kW	1052	26
KERAX 385.18/B	MIDR 06.23.56 A/41	06.97	11122	D	280 kW	1053	27
KERAX 385.18T	MIDR 06.23.56 A/41	06.97	11122	D	280 kW	1053	27
KERAX 385.18T	MIDR 06.23.56 A/41	06.97	11122	D	280 kW	1053	27
KERAX 385.18	MIDR 06.23.56 A/41	06.97	11122	D	280 kW	1053	27
KERAX 385.26/A,385.26/B,385.26/C	MIDR 06.23.56 A/41	06.97	11122	D	280 kW	1053	27
KERAX 385.26/A,385.26/B	MIDR 06.23.56 A/41	06.97	11122	D	280 kW	1053	27
KERAX 385.26/B	MIDR 06.23.56 A/41	06.97	11122	D	280 kW	1053	27
KERAX 385.26T	MIDR 06.23.56 A/41	06.97	11122	D	280 kW	1053	27
KERAX 385.26	MIDR 06.23.56 A/41	06.97	11122	D	280 kW	1053	27
KERAX 385.32/A,385.32/B,385.32/C	MIDR 06.23.56 A/41	06.97	11122	D	280 kW	1053	27
KERAX 385.32/A,385.32/B	MIDR 06.23.56 A/41	06.97	11122	D	280 kW	1053	27
KERAX 385.32/B	MIDR 06.23.56 A/41	06.97	11122	D	280 kW	1053	27
KERAX 400.18T	MIDR 06.23.56 B/41	01.00	11122	D	288 kW	1053	27
KERAX 400.18T	MIDR 06.23.56 B/41	01.00	11122	D	288 kW	1053	27
KERAX 400.18	MIDR 06.23.56 B/41	01.00	11122	D	288 kW	1053	27
KERAX 400.26/A,400.26/B,400.26/C	MIDR 06.23.56 B/41	01.00	11122	D	288 kW	1053	27
KERAX 400.26/B	MIDR 06.23.56 B/41	01.00	11122	D	288 kW	1053	27
KERAX 400.26/B	MIDR 06.23.56 B/41	01.00	11122	D	288 kW	1053	27
KERAX 400.26T	MIDR 06.23.56 B/41	01.00	11122	D	288 kW	1053	27
KERAX 400.26	MIDR 06.23.56 B/41	09.98 - 12.06	11122	D	288 kW	1053	27
KERAX 400.32/A,400.32/B,400.32/C	MIDR 06.23.56 B/41	01.00	11122	D	288 kW	1053	27
KERAX 400.32/B	MIDR 06.23.56 B/41	01.00	11122	D	288 kW	1053	27
KERAX 400.32/B	MIDR 06.23.56 B/41	01.00	11122	D	288 kW	1053	27
KERAX 410.18	DXi 11	10.05	10837	D	302 kW	1052	26
KERAX 410.18	DXi 11	10.05	10837	D	302 kW	1052	26
KERAX 410.18	DXi 11	10.05	10837	D	302 kW	1052	26
KERAX 410.18	DXi 11	10.05	10837	D	302 kW	1052	26
KERAX 410.26	DXi 11	10.05	10837	D	302 kW	1052	26
KERAX 410.26	DXi 11	10.05	10837	D	302 kW	1052	26
KERAX 410.26	DXi 11	10.05	10837	D	302 kW	1052	26
KERAX 410.26	DXi 11	10.05	10837	D	302 kW	1052	26
KERAX 410.26	DXi 11	10.05	10837	D	302 kW	1052	26
KERAX 410.26	DXi 11	10.05	10837	D	302 kW	1052	26
KERAX 410.26	DXi 11	10.05	10837	D	302 kW	1052	26
KERAX 410.32	DXi 11	10.05	10837	D	302 kW	1052	26
KERAX 410.32	DXi 11	10.05	10837	D	302 kW	1052	26
KERAX 410.32	DXi 11	10.05	10837	D	302 kW	1052	26
KERAX 420.18	dCi 11C	01.01	11100	D	303 kW	1052	25
KERAX 420.18	dCi 11C	01.01	11100	D	303 kW	1052	25
KERAX 420.18	dCi 11C	01.01	11100	D	303 kW	1052	25
KERAX 420.18	dCi 11C	01.01	11100	D	303 kW	1052	25
KERAX 420.26	dCi 11C	01.01	11100	D	303 kW	1052	25
KERAX 420.26	dCi 11C	01.01	11100	D	303 kW	1052	25








RENAULT TRUCKS

							
						1 POS	
KERAX 420.26	dCi 11C	01.01	11100	D	303 kW	1052	25
KERAX 420.26	dCi 11C	01.01	11100	D	303 kW	1052	25
KERAX 420.26	dCi 11C	01.01	11100	D	303 kW	1052	25
KERAX 420.26	dCi 11C	01.01	11100	D	303 kW	1052	25
KERAX 420.26	dCi 11C	01.01	11100	D	303 kW	1052	25
KERAX 420.32	dCi 11C	10.01	11100	D	303 kW	1052	25
KERAX 420.32	dCi 11C	10.01	11100	D	303 kW	1052	25
KERAX 420.32	dCi 11C	10.01	11100	D	303 kW	1052	25
KERAX 420.34	dCi 11C	01.01	11100	D	303 kW	1052	25
KERAX 440.18	DXi 11	04.06	10837	D	323 - 324 kW	1052	26
KERAX 450.18	DXi 11	10.05	10837	D	331 kW	1052	26
KERAX 450.18	DXi 11	10.05	10837	D	331 kW	1052	26
KERAX 450.18	DXi 11	10.05	10837	D	331 kW	1052	26
KERAX 450.18	DXi 11	10.05	10837	D	331 kW	1052	26
KERAX 450.26	DXi 11	10.05	10837	D	331 kW	1052	26
KERAX 450.26	DXi 11	10.05	10837	D	331 kW	1052	26
KERAX 450.26	DXi 11	10.05	10837	D	331 kW	1052	26
KERAX 450.26	DXi 11	10.05	10837	D	331 kW	1052	26
KERAX 450.26	DXi 11	10.05	10837	D	331 kW	1052	26
KERAX 450.26	DXi 11	10.05	10837	D	331 kW	1052	26
KERAX 450.26	DXi 11	10.05	10837	D	331 kW	1052	26
KERAX 450.26	DXi 11	10.05	10837	D	331 kW	1052	26
KERAX 450.32	DXi 11	10.05	10837	D	331 kW	1052	26
KERAX 450.32	DXi 11	10.05	10837	D	331 kW	1052	26
KERAX 450.32	DXi 11	10.05	10837	D	331 kW	1052	26
KERAX 460.32	DXi 13	05.06	12777	D	339 kW	1053	30
KERAX 460.32	DXi 13	05.06	12777	D	339 kW	1053	30
KERAX 460.32	DXi 13	05.06	12777	D	339 kW	1053	30
KERAX 500.32	DXi 13	05.06	12777	D	368 kW	1053	30
KERAX 500.32	DXi 13	05.06	12777	D	368 kW	1053	30
KERAX 500.32	DXi 13	05.06	12777	D	368 kW	1053	30
MAGNUM AE 380.18T	MIDR 06.35.40 H	09.90 - 06.92	12024	D	279 kW	1054	32
MAGNUM AE 380.18	MIDR 06.35.40 H	09.90 - 06.92	12024	D	279 kW	1054	32
MAGNUM AE 380.26T	MIDR 06.35.40 H	09.90 - 06.92	12024	D	279 kW	1054	32
MAGNUM AE 380.26T	MIDR 06.35.40 H	09.90 - 06.92	12024	D	279 kW	1054	32
MAGNUM AE 380.26	MIDR 06.35.40 H	09.90 - 06.92	12024	D	279 kW	1054	32
MAGNUM AE 385ti.18T	MIDR 06.35.40 N/3	02.92 - 10.96	12024	D	283 kW	1054	32
MAGNUM AE 385ti.18	MIDR 06.35.40 N/3	02.92 - 10.96	12024	D	283 kW	1054	32
MAGNUM AE 385ti.19T	MIDR 06.35.40 N/3	02.92 - 10.96	12024	D	283 kW	1054	32
MAGNUM AE 385ti.19	MIDR 06.35.40 N/3	02.92 - 10.96	12024	D	283 kW	1054	32
MAGNUM AE 385ti.24	MIDR 06.35.40 N/3	02.92 - 10.96	12024	D	283 kW	1054	32
MAGNUM AE 385ti.26	MIDR 06.35.40 N/3	02.92 - 10.96	12024	D	283 kW	1054	32
MAGNUM AE 390.18T	MIDR 06.24.65 A/42	09.96	11929	D	287 kW	1053	28
MAGNUM AE 390.18	MIDR 06.24.65 A/42	09.96	11929	D	287 kW	1053	28
MAGNUM AE 390.19T	MIDR 06.24.65 A/42	09.96	11929	D	287 kW	1053	28
MAGNUM AE 390.19	MIDR 06.24.65 A/42	09.96	11929	D	287 kW	1053	28
MAGNUM AE 390.26	MIDR 06.24.65 A/42	09.96	11929	D	287 kW	1053	28
MAGNUM AE 420ti.18T	MIDR 06.35.40 J/3	10.92 - 12.96	12024	D	305 kW	1054	32
MAGNUM AE 420ti.18T	MIDR 06.35.40 P/41	10.92 - 12.96	12024	D	305 kW	1054	32
MAGNUM AE 420ti.18	MIDR 06.35.40 J/3	10.92 - 12.96	12024	D	305 kW	1054	32
MAGNUM AE 420ti.18	MIDR 06.35.40 P/41	10.92 - 12.96	12024	D	305 kW	1054	32
MAGNUM AE 420ti.19T	MIDR 06.35.40 J/3	10.92 - 12.96	12024	D	305 kW	1054	32
MAGNUM AE 420ti.19T	MIDR 06.35.40 P/41	10.92 - 12.96	12024	D	305 kW	1054	32
MAGNUM AE 420ti.19	MIDR 06.35.40 J/3	10.92 - 12.96	12024	D	305 kW	1054	32
MAGNUM AE 420ti.19	MIDR 06.35.40 P/41	10.92 - 12.96	12024	D	305 kW	1054	32
MAGNUM AE 420ti.22T	MIDR 06.35.40 J/3	10.92 - 10.96	12024	D	305 kW	1054	32
MAGNUM AE 420ti.22T	MIDR 06.35.40 P/41	10.92 - 10.96	12024	D	305 kW	1054	32
MAGNUM AE 420ti.24T	MIDR 06.35.40 J/3	10.92 - 12.96	12024	D	305 kW	1054	32
MAGNUM AE 420ti.24T	MIDR 06.35.40 P/41	10.92 - 12.96	12024	D	305 kW	1054	32
MAGNUM AE 420ti.24	MIDR 06.35.40 J/3	10.92 - 12.96	12024	D	305 kW	1054	32
MAGNUM AE 420ti.24	MIDR 06.35.40 P/41	10.92 - 12.96	12024	D	305 kW	1054	32
MAGNUM AE 420ti.26T	MIDR 06.35.40 J/3	10.92 - 12.96	12024	D	305 kW	1054	32
MAGNUM AE 420ti.26T	MIDR 06.35.40 P/41	10.92 - 12.96	12024	D	305 kW	1054	32
MAGNUM AE 420ti.26	MIDR 06.35.40 J/3	10.92 - 12.96	12024	D	305 kW	1054	32






RENAULT TRUCKS



			ccm		kw		1	POS
MAGNUM AE 420ti.26	MIDR 06.35.40 P/41	10.92 - 12.96	12024	D	305 kW	1054	32	
MAGNUM AE 430.18T	MIDR 06.24.65 B/42	09.96	11929	D	316 kW	1053	28	
MAGNUM AE 430.18	MIDR 06.24.65 B/42	09.96	11929	D	316 kW	1053	28	
MAGNUM AE 430.19T	MIDR 06.24.65 B/42	09.96	11929	D	316 kW	1053	28	
MAGNUM AE 430.19	MIDR 06.24.65 B/42	09.96	11929	D	316 kW	1053	28	
MAGNUM AE 430.26T	MIDR 06.24.65 B/42	01.98	11929	D	316 kW	1053	28	
MAGNUM AE 430.26T	MIDR 06.24.65 B/42	01.97	11929	D	316 kW	1053	28	
MAGNUM AE 430.26	MIDR 06.24.65 B/42	09.96	11929	D	316 kW	1053	28	
MAGNUM AE 470.18T	MIDR 06.24.65 C/42	11.96	11929	D	346 kW	1053	28	
MAGNUM AE 470.18	MIDR 06.24.65 C/42	11.96	11929	D	346 kW	1053	28	
MAGNUM AE 470.19T	MIDR 06.24.65 C/42	11.96	11929	D	346 kW	1053	28	
MAGNUM AE 470.19	MIDR 06.24.65 C/42	11.96	11929	D	346 kW	1053	28	
MAGNUM AE 470.26T	MIDR 06.24.65 C/42	01.98	11929	D	346 kW	1053	28	
MAGNUM AE 470.26	MIDR 06.24.65 C/42	01.97	11929	D	346 kW	1053	28	
MAGNUM DXi 12 440.18 T	DXi 12	10.04 - 04.06	12130	D	324 kW	1053	29	
MAGNUM DXi 12 440.18	DXi 12	10.04 - 04.06	12130	D	324 kW	1053	29	
MAGNUM DXi 12 440.24	DXi 12	10.04 - 04.06	12130	D	324 kW	1053	29	
MAGNUM DXi 12 440.26 T	DXi 12	10.04 - 04.06	12130	D	324 kW	1053	29	
MAGNUM DXi 12 440.26 T	DXi 12	10.04 - 04.06	12130	D	324 kW	1053	29	
MAGNUM DXi 12 440.26	DXi 12	10.04 - 04.06	12130	D	324 kW	1053	29	
MAGNUM DXi 12 480.18 T	DXi 12	10.04 - 04.06	12130	D	353 kW	1053	29	
MAGNUM DXi 12 480.18	DXi 12	10.04 - 04.06	12130	D	353 kW	1053	29	
MAGNUM DXi 12 480.24	DXi 12	10.04 - 04.06	12130	D	353 kW	1053	29	
MAGNUM DXi 12 480.26 T	DXi 12	10.04 - 04.06	12130	D	353 kW	1053	29	
MAGNUM DXi 12 480.26 T	DXi 12	10.04 - 04.06	12130	D	353 kW	1053	29	
MAGNUM DXi 12 480.26	DXi 12	10.04 - 04.06	12130	D	353 kW	1053	29	
MAGNUM DXi 13 440.19	DXi 13	03.09	12777	D	323 kW	1053	30	
MAGNUM DXi 13 440.19	DXi 13	03.09	12777	D	323 kW	1053	30	
MAGNUM DXi 13 460.18 T	DXi 13	05.06	12777	D	339 kW	1053	30	
MAGNUM DXi 13 460.24	DXi 13	05.06	12777	D	339 kW	1053	30	
MAGNUM DXi 13 460.25	DXi 13	05.06	12777	D	339 kW	1053	30	
MAGNUM DXi 13 460.26 T	DXi 13	05.06	12777	D	339 kW	1053	30	
MAGNUM DXi 13 460.26	DXi 13	05.06	12777	D	339 kW	1053	30	
MAGNUM DXi 13 480.19	DXi 13	03.09	12777	D	353 kW	1053	30	
MAGNUM DXi 13 480.19	DXi 13	03.09	12777	D	353 kW	1053	30	
MAGNUM DXi 13 480.26	DXi 13	03.09	12777	D	353 kW	1053	30	
MAGNUM DXi 13 480.26	DXi 13	03.09	12777	D	353 kW	1053	30	
MAGNUM DXi 13 500.18 T	DXi 13	05.06	12777	D	368 kW	1053	30	
MAGNUM DXi 13 500.24	DXi 13	05.06	12777	D	368 kW	1053	30	
MAGNUM DXi 13 500.25	DXi 13	05.06	12777	D	368 kW	1053	30	
MAGNUM DXi 13 500.26 T	DXi 13	05.06	12777	D	368 kW	1053	30	
MAGNUM DXi 13 500.26	DXi 13	05.06	12777	D	368 kW	1053	30	
MAGNUM DXi 13 520.18	DXi 13	08.09	12777	D	382 kW	1053	30	
MAGNUM DXi 13 520.19	DXi 13	08.09	12777	D	382 kW	1053	30	
MAGNUM DXi 13 520.19	DXi 13	08.09	12777	D	382 kW	1053	30	
MAGNUM DXi 13 520.24	DXi 13	08.09	12777	D	382 kW	1053	30	
MAGNUM DXi 13 520.25	DXi 13	08.09	12777	D	382 kW	1053	30	
MAGNUM DXi 13 520.25	DXi 13	08.09	12777	D	382 kW	1053	30	
MAGNUM DXi 13 520.26	DXi 13	08.09	12777	D	382 kW	1053	30	
MAGNUM DXi 13 520.26	DXi 13	08.09	12777	D	382 kW	1053	30	
MAJOR R 340ti.16/T	MIDR 06.20.45 E2	05.91 - 10.96	9839	D	249 kW	1051	22	
MAJOR R 340ti.16/T	MIDR 06.20.45 E3	05.91 - 10.96	9839	D	249 kW	1051	21	
MAJOR R 340ti.16/T	MIDR 06.20.45 E	05.91 - 10.96	9839	D	249 kW	1051	21	
MAJOR R 340ti.17	MIDR 06.20.45 E2	05.91 - 10.96	9839	D	249 kW	1051	22	
MAJOR R 340ti.17	MIDR 06.20.45 E3	05.91 - 10.96	9839	D	249 kW	1051	21	
MAJOR R 340ti.17	MIDR 06.20.45 E	05.91 - 10.96	9839	D	249 kW	1051	21	
MAJOR R 340ti.18/T	MIDR 06.20.45 E2	05.91 - 10.96	9839	D	249 kW	1051	22	
MAJOR R 340ti.18/T	MIDR 06.20.45 E3	05.91 - 10.96	9839	D	249 kW	1051	21	
MAJOR R 340ti.18/T	MIDR 06.20.45 E	05.91 - 10.96	9839	D	249 kW	1051	21	
MAJOR R 340ti.18	MIDR 06.20.45 E2	05.91 - 10.96	9839	D	249 kW	1051	22	
MAJOR R 340ti.18	MIDR 06.20.45 E2	05.91 - 10.96	9839	D	249 kW	1051	22	
MAJOR R 340ti.18	MIDR 06.20.45 E2	05.91 - 10.96	9839	D	249 kW	1051	22	






RENAULT TRUCKS



			ccm		kw		1 POS
MAJOR R 385ti.25/T,R 380.25/T	MIDR 06.35.40 H	05.91 - 10.96	12024	D	275 - 283 kW	1054	32
MAJOR R 385ti.25/T,R 380.25/T	MIDR 06.35.40 L1	05.91 - 10.96	12024	D	275 - 283 kW	1054	32
MAJOR R 385ti.25/T,R 380.25/T	MIDR 06.35.40 N/3	05.91 - 10.96	12024	D	275 - 283 kW	1054	32
MAJOR R 385ti.26,R 380.26	MIDR 06.35.40 H	05.91 - 10.96	12024	D	275 - 283 kW	1054	32
MAJOR R 385ti.26,R 380.26	MIDR 06.35.40 L1	05.91 - 10.96	12024	D	275 - 283 kW	1054	32
MAJOR R 385ti.26,R 380.26	MIDR 06.35.40 N/3	05.91 - 10.96	12024	D	275 - 283 kW	1054	32
MAJOR R 385ti.26/T,R 380.26/T	MIDR 06.35.40 H	05.91 - 10.96	12024	D	275 - 283 kW	1054	32
MAJOR R 385ti.26/T,R 380.26/T	MIDR 06.35.40 L1	05.91 - 10.96	12024	D	275 - 283 kW	1054	32
MAJOR R 385ti.26/T,R 380.26/T	MIDR 06.35.40 N/3	05.91 - 10.96	12024	D	275 - 283 kW	1054	32
MAJOR R 385ti.26	MIDR 06.35.40 L1	12.91 - 10.96	12024	D	283 kW	1054	32
MAJOR R 385ti.26	MIDR 06.35.40 L1	12.91 - 10.96	12024	D	283 kW	1054	32
MAJOR R 385ti.26	MIDR 06.35.40 N/3	12.91 - 10.96	12024	D	283 kW	1054	32
MAJOR R 385ti.26	MIDR 06.35.40 N/3	12.91 - 10.96	12024	D	283 kW	1054	32
MAJOR R 420ti.18/T	MIDR 06.35.40 J/3	10.92 - 10.96	12024	D	305 kW	1054	32
MAJOR R 420ti.19/T	MIDR 06.35.40 J/3	10.92 - 10.96	12024	D	305 kW	1054	32
MAJOR R 420ti.19/T	MIDR 06.35.40 J/3	10.92 - 10.96	12024	D	305 kW	1054	32
MAJOR R 420ti.22/T	MIDR 06.35.40 J/3	10.92 - 10.96	12024	D	305 kW	1054	32
MAJOR R 420ti.24/TS	MIDR 06.35.40 J/3	04.92 - 10.96	12024	D	305 - 314 kW	1054	32
MAJOR R 420ti.24/TS	MIDR 06.35.40 J1	04.92 - 10.96	12024	D	305 - 314 kW	1054	32
MAJOR R 420ti.26/TS	MIDR 06.35.40 J/3	04.92 - 10.96	12024	D	305 - 314 kW	1054	32
MAJOR R 420ti.26/TS	MIDR 06.35.40 J1	04.92 - 10.96	12024	D	305 - 314 kW	1054	32
MAJOR R 420ti.35/TS	MIDR 06.35.40 J/3	04.92 - 10.96	12024	D	305 kW	1054	32
MANAGER G 200.13	MIDR 06.02.26 H	09.91 - 03.93	6177	D	137 - 144 kW	1049	14
MANAGER G 200.13	MIDR 06.02.26 Q	09.91 - 03.93	6177	D	137 - 144 kW	1049	14
MANAGER G 200.15	MIDR 06.02.26 H	09.91 - 03.93	6177	D	137 - 144 kW	1049	14
MANAGER G 200.15	MIDR 06.02.26 Q	09.91 - 03.93	6177	D	137 - 144 kW	1049	14
MANAGER G 200.16	MIDR 06.02.26 H	09.91 - 03.93	6177	D	137 - 144 kW	1049	14
MANAGER G 200.16	MIDR 06.02.26 H	09.91 - 03.93	6177	D	137 - 144 kW	1049	14
MANAGER G 200.16	MIDR 06.02.26 Q	09.91 - 03.93	6177	D	137 - 144 kW	1049	14
MANAGER G 200.16	MIDR 06.02.26 Q	09.91 - 03.93	6177	D	137 - 144 kW	1049	14
MANAGER G 200.17	MIDR 06.02.26 H	09.91 - 03.93	6177	D	137 - 144 kW	1049	14
MANAGER G 200.17	MIDR 06.02.26 Q	09.91 - 03.93	6177	D	137 - 144 kW	1049	14
MANAGER G 200.18	MIDR 06.02.26 H	09.91 - 03.93	6177	D	137 - 144 kW	1049	14
MANAGER G 200.18	MIDR 06.02.26 Q	09.91 - 03.93	6177	D	137 - 144 kW	1049	14
MANAGER G 210.16	MIDR 06.02.26 W	05.92 - 10.96	6177	D	151 kW	1049	14
MANAGER G 210.18	MIDR 06.02.26 W	05.92 - 10.96	6177	D	151 kW	1049	14
MANAGER G 220.17 BOM	MIDS 06.20.45 J3	09.91 - 10.96	9839	D	161 - 168 kW	1051	21
MANAGER G 220.17 BOM	MIDS 06.20.45 J3	09.91 - 10.96	9839	D	161 - 168 kW	1051	21
MANAGER G 220.17 BOM	MIDS 06.20.45 J	09.91 - 10.96	9839	D	161 - 168 kW	1051	21
MANAGER G 220.17 BOM	MIDS 06.20.45 J	09.91 - 10.96	9839	D	161 - 168 kW	1051	21
MANAGER G 220.19 BOM	MIDS 06.20.45 J3	09.91 - 10.96	9839	D	161 - 168 kW	1051	21
MANAGER G 220.19 BOM	MIDS 06.20.45 J	09.91 - 10.96	9839	D	161 - 168 kW	1051	21
MANAGER G 230.13 SP	MIDS 06.20.30 P	09.91 - 03.93	8822	D	169 - 177 kW	1052	24
MANAGER G 230.13 SP	MIDS 06.20.30	09.91 - 03.93	8822	D	169 - 177 kW	1052	24
MANAGER G 230ti.13	MIDR 06.02.26 D	09.91 - 03.93	6177	D	166 kW	1049	14
MANAGER G 230ti.13	MIDR 06.02.26 X	09.91 - 03.93	6177	D	166 kW	1049	14
MANAGER G 230ti.15	MIDR 06.02.26 D	09.91 - 03.93	6177	D	166 kW	1049	14
MANAGER G 230ti.15	MIDR 06.02.26 X	09.91 - 03.93	6177	D	166 kW	1049	14
MANAGER G 230ti.16	MIDR 06.02.26 D	09.91 - 10.96	6177	D	166 kW	1049	14
MANAGER G 230ti.16	MIDR 06.02.26 D	09.91 - 10.96	6177	D	166 kW	1049	14
MANAGER G 230ti.16	MIDR 06.02.26 X	09.91 - 10.96	6177	D	166 kW	1049	14
MANAGER G 230ti.16	MIDR 06.02.26 X	09.91 - 10.96	6177	D	166 kW	1049	14
MANAGER G 230ti.17	MIDR 06.02.26 D	09.91 - 10.96	6177	D	166 kW	1049	14
MANAGER G 230ti.17	MIDR 06.02.26 X	09.91 - 10.96	6177	D	166 kW	1049	14
MANAGER G 230ti.18	MIDR 06.02.26 D	05.92 - 10.96	6177	D	166 kW	1049	14
MANAGER G 230ti.18	MIDR 06.02.26 D	05.92 - 10.96	6177	D	166 kW	1049	14
MANAGER G 230ti.18	MIDR 06.02.26 X	05.92 - 10.96	6177	D	166 kW	1049	14
MANAGER G 230ti.18	MIDR 06.02.26 X	05.92 - 10.96	6177	D	166 kW	1049	14
MANAGER G 230ti.19	MIDR 06.02.26 D	09.91 - 10.96	6177	D	166 kW	1049	14
MANAGER G 230ti.19	MIDR 06.02.26 D	09.91 - 10.96	6177	D	166 kW	1049	14
MANAGER G 230ti.19	MIDR 06.02.26 X	09.91 - 10.96	6177	D	166 kW	1049	14
MANAGER G 230ti.19	MIDR 06.02.26 X	09.91 - 10.96	6177	D	166 kW	1049	14

RENAULT TRUCKS



			ccm		kW		1 POS
MIDLINER S 100.06/A	T 4.38	01.86 - 09.90	3869	D	69 - 72 kW	1048	8
MIDLINER S 100.06/A	T 4.38	01.86 - 09.90	3869	D	69 - 72 kW	1048	8
MIDLINER S 100.07/A	T 4.38	01.86 - 09.90	3869	D	69 - 72 kW	1048	8
MIDLINER S 100.07/A	T 4.38	01.86 - 09.90	3869	D	69 - 72 kW	1048	8
MIDLINER S 100.08/A	T 4.38	01.86 - 09.90	3869	D	69 - 72 kW	1048	8
MIDLINER S 100.08/A	T 4.38	01.86 - 09.90	3869	D	69 - 72 kW	1048	8
MIDLINER S 100.08/A	T 4.38	01.86 - 09.90	3869	D	69 - 72 kW	1048	8
MIDLINER S 100.08/A	T 4.38	01.86 - 09.90	3869	D	69 - 72 kW	1048	8
MIDLINER S 100.09/A BOM	T 4.38	01.86 - 09.90	3869	D	69 - 72 kW	1048	8
MIDLINER S 100.09/A CIT	T 4.38	01.86 - 09.90	3869	D	69 - 72 kW	1048	8
MIDLINER S 110.06/A	797-21	06.85 - 09.90	5453	D	76 kW	1048	11
MIDLINER S 110.07/A	797-21	06.85 - 09.90	5453	D	76 kW	1048	11
MIDLINER S 110.08/A	797-21	06.85 - 09.90	5453	D	76 kW	1048	11
MIDLINER S 110.08/A	797-21	06.85 - 09.90	5453	D	76 kW	1048	11
MIDLINER S 110.08/A	797-21	06.85 - 09.90	5453	D	76 kW	1048	11
MIDLINER S 120.06/A,S 120.07/A	T 4.40	09.90 - 11.92	3869	D	82 kW	1048	9
MIDLINER S 120.06/A	T 4.40	09.90 - 11.92	3869	D	82 kW	1048	9
MIDLINER S 120.07/A	T 4.40	09.90 - 11.92	3869	D	82 kW	1048	9
MIDLINER S 120.07/A	T 4.40	09.90 - 11.92	3869	D	82 kW	1048	9
MIDLINER S 120.07/A	T 4.40	09.90 - 11.92	3869	D	82 kW	1048	9
MIDLINER S 120.08/A	T 4.40	09.90 - 11.92	3869	D	82 kW	1048	9
MIDLINER S 120.08/A	T 4.40	09.92 - 11.92	3869	D	82 kW	1048	9
MIDLINER S 120.08/A	T 4.40	09.90 - 11.92	3869	D	82 kW	1048	9
MIDLINER S 120.08/A	T 4.40	09.90 - 11.92	3869	D	82 kW	1048	9
MIDLINER S 120.09/B BOM	T 4.40	09.90 - 11.92	3869	D	82 kW	1048	9
MIDLINER S 120.09/B CIT	T 4.40	09.90 - 11.92	3869	D	82 kW	1048	9
MIDLINER S 130.06	797-20	09.83 - 01.90	5491	D	96 - 97 kW	1048	11
MIDLINER S 130.07	797-20	09.83 - 01.90	5491	D	96 - 97 kW	1048	11
MIDLINER S 130.08/A,S 130.08/B	797-20	09.83 - 01.90	5491	D	96 - 97 kW	1048	11
MIDLINER S 130.08/A,S 130.08/B	797-20	09.83 - 01.90	5491	D	96 - 97 kW	1048	11
MIDLINER S 130.08/A	797-20	09.83 - 01.90	5491	D	96 - 97 kW	1048	11
MIDLINER S 130.08/B	797-20	09.83 - 01.90	5491	D	96 - 97 kW	1048	11
MIDLINER S 130.08/R	797-20	09.83 - 01.90	5491	D	96 - 97 kW	1048	11
MIDLINER S 130.09/B	797-20	09.83 - 01.90	5491	D	96 - 97 kW	1048	11
MIDLINER S 130.09/B	797-20	09.83 - 01.90	5491	D	96 - 97 kW	1048	11
MIDLINER S 130.09/B	797-20	09.83 - 01.90	5491	D	96 - 97 kW	1048	11
MIDLINER S 130.09/B	797-20	09.83 - 01.90	5491	D	96 - 97 kW	1048	11
MIDLINER S 130.11/B	797-20	09.83 - 01.90	5491	D	96 - 97 kW	1048	11
MIDLINER S 130.11/B	797-20	09.83 - 01.90	5491	D	96 - 97 kW	1048	11
MIDLINER S 130.11	797-20	09.83 - 01.90	5491	D	96 - 97 kW	1048	11
MIDLINER S 130.13/B	797-20	09.83 - 01.90	5491	D	96 - 97 kW	1048	11
MIDLINER S 135.08/A,S 150.08/A	MIDR 04.02.26 A/41	05.96 - 01.00	4118	D	100 - 110 kW	1049	12
MIDLINER S 135.08/A,S 150.08/A	MIDR 04.02.26 A/41	05.96 - 01.00	4118	D	100 - 110 kW	1049	12
MIDLINER S 135.08/A,S 150.08/A	MIDR 04.02.26 B/41	05.96 - 01.00	4118	D	100 - 110 kW	1049	12
MIDLINER S 135.08/A,S 150.08/A	MIDR 04.02.26 B/41	05.96 - 01.00	4118	D	100 - 110 kW	1049	12
MIDLINER S 135.09/B,S 150.09/B	MIDR 04.02.26 A/41	05.96 - 01.00	4118	D	100 - 110 kW	1049	12
MIDLINER S 135.09/B,S 150.09/B	MIDR 04.02.26 B/41	05.96 - 01.00	4118	D	100 - 110 kW	1049	12
MIDLINER S 140.07/A	MIDS 06.02.12 C	01.90 - 09.93	5491	D	103 kW	1049	15
MIDLINER S 140.07/A	MIDS 06.02.12 C	01.90 - 09.93	5491	D	103 kW	1049	15
MIDLINER S 140.08/A,S 140.08/B	MIDS 06.02.12 C	01.90 - 09.93	5491	D	103 kW	1049	15
MIDLINER S 140.08/A,S 140.08/B	MIDS 06.02.12 C	01.90 - 09.93	5491	D	103 kW	1049	15
MIDLINER S 140.08/B	MIDS 06.02.12 C	01.90 - 09.93	5491	D	103 kW	1049	15
MIDLINER S 140.09/B	MIDS 06.02.12 C	01.90 - 09.93	5491	D	103 kW	1049	15
MIDLINER S 140.09/B	MIDS 06.02.12 C	01.90 - 09.93	5491	D	103 kW	1049	15
MIDLINER S 140.09/B	MIDS 06.02.12 C	01.90 - 09.93	5491	D	103 kW	1049	15
MIDLINER S 140.09/B	MIDS 06.02.12 C	01.90 - 09.93	5491	D	103 kW	1049	15
MIDLINER S 140.09/B	MIDS 06.02.12 C	01.90 - 09.93	5491	D	103 kW	1049	15
MIDLINER S 150.08/A,S 150.08/B	MIDR 06.02.26 U	11.92 - 01.94	6177	D	110 kW	1049	14
MIDLINER S 150.08/A,S 150.08/B	MIDS 06.02.12 D/3	01.94 - 05.96	5491	D	110 kW	1049	16
MIDLINER S 150.08/A	MIDR 06.02.26 U/4	05.96 - 01.00	6177	D	110 kW	1049	14
MIDLINER S 150.08/A	MIDR 06.02.26 U/4	05.96 - 01.00	6177	D	110 kW	1049	14
MIDLINER S 150.08/A	MIDR 06.02.26 U	11.92 - 01.94	6177	D	110 kW	1049	14
MIDLINER S 150.08/B	MIDR 06.02.26 U	11.92 - 01.94	6177	D	110 kW	1049	14
MIDLINER S 150.08/B	MIDS 06.02.12 D/3	01.94 - 05.96	5491	D	110 kW	1049	16








RENAULT TRUCKS

MIDLINER S 150.08T/R	MIDS 06.02.12 B	05.86 - 09.90	5491	D	113 - 117 kW	1049	15
MIDLINER S 150.08TI	798-10	05.83 - 07.86	5490	D	113 kW	1048	11
MIDLINER S 150.08TI	798-10	05.83 - 07.86	5490	D	113 kW	1048	11
MIDLINER S 150.08TI	MIDS 06.02.12 B	05.86 - 09.90	5491	D	113 - 117 kW	1049	15
MIDLINER S 150.08TI	MIDS 06.02.12 B	05.86 - 09.90	5491	D	113 - 117 kW	1049	15
MIDLINER S 150.09/B,S 135.09/B	MIDR 04.02.26 A/41	05.96 - 01.00	4118	D	100 - 110 kW	1049	12
MIDLINER S 150.09/B,S 135.09/B	MIDR 04.02.26 B/41	05.96 - 01.00	4118	D	100 - 110 kW	1049	12
MIDLINER S 150.09/B	MIDR 06.02.26 U/4	05.96 - 01.00	6177	D	110 kW	1049	14
MIDLINER S 150.09/B	MIDR 06.02.26 U/4	05.96 - 01.00	6177	D	110 kW	1049	14
MIDLINER S 150.09/B	MIDR 06.02.26 U	11.92 - 01.94	6177	D	110 kW	1049	14
MIDLINER S 150.09/B	MIDR 06.02.26 U	11.92 - 01.94	6177	D	110 kW	1049	14
MIDLINER S 150.09/B	MIDS 06.02.12 D/3	01.94 - 05.96	5491	D	110 kW	1049	16
MIDLINER S 150.09/B	MIDS 06.02.12 D/3	01.94 - 05.96	5491	D	110 kW	1049	16
MIDLINER S 150.09TI	798-10	05.83 - 07.86	5490	D	113 kW	1048	11
MIDLINER S 150.09TI	798-10	05.83 - 07.86	5490	D	113 kW	1048	11
MIDLINER S 150.09TI	MIDS 06.02.12 B	05.86 - 09.90	5491	D	113 - 117 kW	1049	15
MIDLINER S 150.09TI	MIDS 06.02.12 B	05.86 - 09.90	5491	D	113 - 117 kW	1049	15
MIDLINER S 150.09TI	MIDS 06.02.12 B	05.86 - 09.90	5491	D	113 - 117 kW	1049	15
MIDLINER S 150.11TI	MIDS 06.02.12 B	05.86 - 09.90	5491	D	113 - 117 kW	1049	15
MIDLINER S 150.11TI	MIDS 06.02.12 B	05.86 - 09.90	5491	D	113 - 117 kW	1049	15
MIDLINER S 150.11TI	MIDS 06.02.12 B	05.86 - 09.90	5491	D	113 - 117 kW	1049	15
MIDLINER S 150.11TI	MIDS 06.02.12 B	05.86 - 09.90	5491	D	113 - 117 kW	1049	15
MIDLINER S 150.13TI	MIDS 06.02.12 B	04.86 - 09.90	5491	D	113 - 117 kW	1049	15
MIDLINER S 150.13TI	MIDS 06.02.12 B	05.86 - 09.90	5491	D	113 - 117 kW	1049	15
MIDLINER S 150.13TI	MIDS 06.02.12 B	05.86 - 09.90	5491	D	113 - 117 kW	1049	15
MIDLINER S 150.14TI BOM	MIDS 06.02.12 B	05.86 - 09.90	5491	D	113 - 117 kW	1049	15
MIDLINER S 160.08/A,S 160.08/B	MIDS 06.02.12 B	01.90 - 09.93	5491	D	117 kW	1049	15
MIDLINER S 160.08/B	MIDS 06.02.12 B	01.90 - 09.93	5491	D	117 kW	1049	15
MIDLINER S 160.09/B SP	MIDS 06.02.12 B	01.90 - 09.93	5491	D	117 kW	1049	15
MIDLINER S 160.09/B	MIDS 06.02.12 B	01.90 - 09.93	5491	D	117 kW	1049	15
MIDLINER S 160.09/B	MIDS 06.02.12 B	01.90 - 09.93	5491	D	117 kW	1049	15
MIDLINER S 170.11TI/R	MIDR 06.02.12 D	10.87 - 05.89	5491	D	127 - 135 kW	1049	13
MIDLINER S 170.11TI/R	MIDR 06.02.12 D	10.87 - 05.89	5491	D	127 - 135 kW	1049	13
MIDLINER S 170.11TI	MIDR 06.02.12 D	10.87 - 05.89	5491	D	127 - 135 kW	1049	13
MIDLINER S 170.13TI,S 170 SP	MIDR 06.02.12 D	10.83 - 03.93	5491	D	127 - 135 kW	1049	13
MIDLINER S 170.13TI,S 170.13TI/R	MIDR 06.02.12 D	10.83 - 05.89	5491	D	127 - 135 kW	1049	13
MIDLINER S 170.13TI/T	MIDR 06.02.12 D	10.84 - 05.89	5491	D	127 - 135 kW	1049	13
MIDLINER S 170.13TI	MIDR 06.02.12 D	10.83 - 03.93	5491	D	127 - 135 kW	1049	13
MIDLINER S 170.14/T	MIDR 06.02.12 D	10.82 - 03.93	5491	D	127 kW	1049	13
MIDLINER S 170.14/T	MIDR 06.02.12 D	10.82 - 03.93	5491	D	127 kW	1049	13
MIDLINER S 170.14TI/R	MIDR 06.02.12 D	10.87 - 05.89	5491	D	127 - 135 kW	1049	13
MIDLINER S 170.14TI	MIDR 06.02.12 D	10.83 - 05.89	5491	D	127 - 135 kW	1049	13
MIDLINER S 170.14TI	MIDR 06.02.12 D	10.83 - 05.89	5491	D	127 - 135 kW	1049	13
MIDLINER S 170.15TI	MIDR 06.02.12 D	10.82 - 09.93	5491	D	127 - 135 kW	1049	13
MIDLINER S 180.08/A,S 180.08/B	MIDR 06.02.26 V	11.92 - 10.96	6177	D	129 kW	1049	14
MIDLINER S 180.08/A,S 180.08/B	MIDR 06.02.26 V	11.92 - 10.96	6177	D	129 kW	1049	14
MIDLINER S 180.08/A	MIDR 06.02.26 V/41	05.96 - 01.00	6180	D	132 kW	1049	14
MIDLINER S 180.08/A	MIDR 06.02.26 V/41	05.96 - 01.00	6180	D	132 kW	1049	14
MIDLINER S 180.08/A	MIDR 06.02.26 V	11.92 - 10.96	6177	D	129 kW	1049	14
MIDLINER S 180.09/B SP	MIDR 06.02.26 V	11.92 - 10.96	6177	D	129 kW	1049	14
MIDLINER S 180.09/B	MIDR 06.02.26 V/41	05.96 - 01.00	6180	D	132 kW	1049	14
MIDLINER S 180.09/B	MIDR 06.02.26 V/41	05.96 - 01.00	6180	D	132 kW	1049	14
MIDLINER S 180.09/B	MIDR 06.02.26 V	11.92 - 10.96	6177	D	129 kW	1049	14
MIDLINER S 180.09/B	MIDR 06.02.26 V	11.92 - 10.96	6177	D	129 kW	1049	14
MIDLINER S 180.09/B	MIDR 06.02.26 V	11.92 - 10.96	6177	D	129 kW	1049	14
MIDLINER S 180.09/B	MIDR 06.02.26 V	11.92 - 10.96	6177	D	129 kW	1049	14
MIDLINER S 210.08/A	MIDR 06.02.26 W/41	04.95 - 01.00	6177	D	151 - 154 kW	1049	14
MIDLINER S 210.08/A	MIDR 06.02.26 W/41	04.95 - 01.00	6177	D	151 - 154 kW	1049	14
MIDLINER S 210.08/A	MIDR 06.02.26 W	04.95 - 01.00	6177	D	151 - 154 kW	1049	14
MIDLINER S 210.08/A	MIDR 06.02.26 W	04.95 - 01.00	6177	D	151 - 154 kW	1049	14
MIDLINER S 210.09/B	MIDR 06.02.26 W/41	04.95 - 01.00	6177	D	151 - 154 kW	1049	14








RENAULT TRUCKS



			ccm		kw		1 POS
MIDLINER S 210.09/B	MIDR 06.02.26 W/41	04.95 - 01.00	6177	D	151 - 154 kW	1049	14
MIDLINER S 210.09/B	MIDR 06.02.26 W	04.95 - 01.00	6177	D	151 - 154 kW	1049	14
MIDLINER S 210.09/B	MIDR 06.02.26 W	04.95 - 01.00	6177	D	151 - 154 kW	1049	14
MIDLINER S 220.11TI	MIDR 06.02.26 D	09.87 - 09.90	6177	D	159 - 166 kW	1049	14
MIDLINER S 220.11TI	MIDR 06.02.26 D	09.87 - 09.90	6177	D	159 - 166 kW	1049	14
MIDLINER S 220.11TI	MIDR 06.02.26	09.87 - 09.90	6177	D	159 - 166 kW	1049	14
MIDLINER S 220.11TI	MIDR 06.02.26	09.87 - 09.90	6177	D	159 - 166 kW	1049	14
MIDLINER S 220.13TI/T	MIDR 06.02.26 D	09.87 - 09.90	6177	D	159 - 166 kW	1049	14
MIDLINER S 220.13TI/T	MIDR 06.02.26	09.87 - 09.90	6177	D	159 - 166 kW	1049	14
MIDLINER S 220.13TI	MIDR 06.02.26 D	09.87 - 09.90	6177	D	159 - 166 kW	1049	14
MIDLINER S 220.13TI	MIDR 06.02.26	09.87 - 09.90	6177	D	159 - 166 kW	1049	14
MIDLINER S 220.14TI/T	MIDR 06.02.26 D	09.87 - 09.90	6177	D	159 - 166 kW	1049	14
MIDLINER S 220.14TI/T	MIDR 06.02.26	09.87 - 09.90	6177	D	159 - 166 kW	1049	14
MIDLINER S 220.14TI	MIDR 06.02.26 D	09.87 - 09.90	6177	D	159 - 166 kW	1049	14
MIDLINER S 220.14TI	MIDR 06.02.26 D	09.87 - 09.90	6177	D	159 - 166 kW	1049	14
MIDLINER S 220.14TI	MIDR 06.02.26 D	09.87 - 09.90	6177	D	159 - 166 kW	1049	14
MIDLINER S 220.14TI	MIDR 06.02.26	09.87 - 09.90	6177	D	159 - 166 kW	1049	14
MIDLINER S 220.14TI	MIDR 06.02.26	09.87 - 09.90	6177	D	159 - 166 kW	1049	14
MIDLINER S 220.14TI	MIDR 06.02.26	09.87 - 09.90	6177	D	159 - 166 kW	1049	14
MIDLINER S 90	720.12	05.84 - 12.94	3590	D	67 kW	1048	10
MIDLUM 135.08/B,150.08/B	MIDR 04.02.26 A/4	01.00	4118	D	100 - 110 kW	1049	12
MIDLUM 135.08/B,150.08/B	MIDR 04.02.26 A/4	01.00	4118	D	100 - 110 kW	1049	12
MIDLUM 135.08/B,150.08/B	MIDR 04.02.26 B/4	01.00	4118	D	100 - 110 kW	1049	12
MIDLUM 135.08/B,150.08/B	MIDR 04.02.26 B/4	01.00	4118	D	100 - 110 kW	1049	12
MIDLUM 135.09/B,150.09/B	MIDR 04.02.26 A/4	01.00	4118	D	100 - 110 kW	1049	12
MIDLUM 135.09/B,150.09/B	MIDR 04.02.26 B/4	01.00	4118	D	100 - 110 kW	1049	12
MIDLUM 135.10/B,150.10/B	MIDR 04.02.26 A/4	01.00	4118	D	100 - 110 kW	1049	12
MIDLUM 135.10/B,150.10/B	MIDR 04.02.26 A/4	01.00	4118	D	100 - 110 kW	1049	12
MIDLUM 135.10/B,150.10/B	MIDR 04.02.26 B/4	01.00	4118	D	100 - 110 kW	1049	12
MIDLUM 135.10/B,150.10/B	MIDR 04.02.26 B/4	01.00	4118	D	100 - 110 kW	1049	12
MIDLUM 150.08/B	DCI 4-B	10.01	4118	D	112 kW	1049	12
MIDLUM 150.10/B	DCI 4-B	10.01	4118	D	112 kW	1049	12
MIDLUM 150.12/B	DCI 4-B	01.00	4118	D	110 - 112 kW	1049	12
MIDLUM 150.12/B	MIDR 04.02.26 B/4	01.00	4118	D	110 - 112 kW	1049	12
MIDLUM 160.08	DXi 5	05.06	4764	D	118 kW	1050	17
MIDLUM 160.10	DXi 5	05.06	4764	D	118 kW	1050	17
MIDLUM 160.12	DXi 5	05.06	4764	D	118 kW	1050	17
MIDLUM 180.08/B	DCI 4-C	10.01	4118	D	128 kW	1049	12
MIDLUM 180.08/B	MIDR 06.02.26 V/4	01.00	6177	D	132 kW	1049	14
MIDLUM 180.08/B	MIDR 06.02.26 V/4	01.00	6177	D	132 kW	1049	14
MIDLUM 180.09/B	MIDR 06.02.26 V/4	01.00	6177	D	132 kW	1049	14
MIDLUM 180.10/B	DCI 4-C	10.01	4118	D	128 kW	1049	12
MIDLUM 180.10/B	MIDR 06.02.26 V/4	01.00	6177	D	132 kW	1049	14
MIDLUM 180.10/B	MIDR 06.02.26 V/4	01.00	6177	D	132 kW	1049	14
MIDLUM 180.12/B, 180.12/C	DCI 4-C	10.01	4118	D	128 kW	1049	12
MIDLUM 180.12/B	MIDR 06.02.26 V/4	01.00	6177	D	132 kW	1049	14
MIDLUM 180.12	DCI 4-C	10.01	4118	D	128 kW	1049	12
MIDLUM 190.08	DXi 5	05.06	4764	D	140 kW	1050	17
MIDLUM 190.10	DXi 5	05.06	4764	D	140 kW	1050	17
MIDLUM 190.12	DXi 5	05.06	4764	D	140 kW	1050	17
MIDLUM 190.12	DXi 5	05.06	4764	D	140 kW	1050	17
MIDLUM 190.13	DXi 5	05.06	4764	D	140 kW	1050	17
MIDLUM 190.14	DXi 5	05.06	4764	D	140 kW	1050	17
MIDLUM 190.16	DXi 5	05.06	4764	D	140 kW	1050	17
MIDLUM 210.08/B, 220.08/B	DCI 6-W	01.00	6177	D	154 - 158 kW	1049	14
MIDLUM 210.08/B, 220.08/B	MIDR 06.02.26 W/4	01.00	6177	D	154 - 158 kW	1049	14
MIDLUM 210.08/B	MIDR 06.02.26 W/4	01.00	6177	D	154 kW	1049	14
MIDLUM 210.09/B	MIDR 06.02.26 W/4	01.00	6177	D	154 kW	1049	14
MIDLUM 210.10/B, 220.10/B	DCI 6-W	01.00	6177	D	154 - 158 kW	1049	14
MIDLUM 210.10/B, 220.10/B	MIDR 06.02.26 W/4	01.00	6177	D	154 - 158 kW	1049	14
MIDLUM 210.10/B	MIDR 06.02.26 W/4	01.00	6177	D	154 kW	1049	14
MIDLUM 210.12/C, 220.12/C	DCI 6-W	01.00	6177	D	154 - 158 kW	1049	14









RENAULT TRUCKS

							
MIDLUM 210.12/C, 220.12/C	MIDR 06.02.26 W/4	01.00	6177	D	154 - 158 kW	1049	14
MIDLUM 210.12/C	MIDR 06.02.26 W/4	01.00	6177	D	154 kW	1049	14
MIDLUM 210.13/C, 220.13/C, 220.13/D	DCI 6-W	01.00	6177	D	154 - 158 kW	1049	14
MIDLUM 210.13/C, 220.13/C, 220.13/D	MIDR 06.02.26 W/4	01.00	6177	D	154 - 158 kW	1049	14
MIDLUM 210.13/C	MIDR 06.02.26 W/4	01.00	6177	D	154 kW	1049	14
MIDLUM 210.14/C, 220.14/C, 220.14/D	DCI 6-W	01.00	6177	D	154 - 158 kW	1049	14
MIDLUM 210.14/C, 220.14/C, 220.14/D	MIDR 06.02.26 W/4	01.00	6177	D	154 - 158 kW	1049	14
MIDLUM 210.15/C	MIDR 06.02.26 W/4	01.00	6177	D	154 kW	1049	14
MIDLUM 210.15/C	MIDR 06.02.26 W/4	01.00	6177	D	154 kW	1049	14
MIDLUM 210.16/C, 220.16/C, 22.16/D	DCI 6-W	01.00	6177	D	154 - 158 kW	1049	14
MIDLUM 210.16/C, 220.16/C, 22.16/D	MIDR 06.02.26 W/4	01.00	6177	D	154 - 158 kW	1049	14
MIDLUM 220.08	DXi 5	05.06	4764	D	158 kW	1050	17
MIDLUM 220.10	DXi 5	05.06	4764	D	158 kW	1050	17
MIDLUM 220.12	DCI 6-W	10.01	6177	D	158 kW	1049	14
MIDLUM 220.12	DXi 5	05.06	4764	D	158 kW	1050	17
MIDLUM 220.13	DXi 5	05.06	4764	D	158 kW	1050	17
MIDLUM 220.14	DCI 6-W	10.01	6177	D	158 kW	1049	14
MIDLUM 220.14	DXi 5	05.06	4764	D	158 kW	1050	17
MIDLUM 220.15	DCI 6-W	10.01	6177	D	158 kW	1049	14
MIDLUM 220.16	DCI 6-W	10.01	6177	D	158 kW	1049	14
MIDLUM 220.16	DXi 5	05.06	4764	D	158 kW	1050	17
MIDLUM 220.18/D	DCI 6-W	10.01	6177	D	158 kW	1049	14
MIDLUM 240.12	DXi 7	05.06	7200	D	177 kW	1050	18
MIDLUM 240.13	DXi 7	05.06	7200	D	177 kW	1050	18
MIDLUM 240.14	DXi 7	05.06	7200	D	177 kW	1050	18
MIDLUM 240.15	DXi 7	05.06	7200	D	177 kW	1050	18
MIDLUM 240.16	DXi 7	05.06	7200	D	177 kW	1050	18
MIDLUM 240.18	DXi 7	05.06	7200	D	177 kW	1050	18
MIDLUM 250.12/C	MIDR 06.02.26 Y/41	01.00	6177	D	184 kW	1049	14
MIDLUM 250.12/C	MIDR 06.02.26 Y/41	01.00	6177	D	184 kW	1049	14
MIDLUM 250.13/C	MIDR 06.02.26 Y/41	01.00	6177	D	184 kW	1049	14
MIDLUM 250.13/C	MIDR 06.02.26 Y/41	01.00	6177	D	184 kW	1049	14
MIDLUM 250.14/C	MIDR 06.02.26 Y/41	01.00	6177	D	184 kW	1049	14
MIDLUM 250.15/C	MIDR 06.02.26 Y/41	01.00	6177	D	184 kW	1049	14
MIDLUM 250.15/C	MIDR 06.02.26 Y/41	01.00	6177	D	184 kW	1049	14
MIDLUM 250.16/CT	MIDR 06.02.26 Y/41	01.00	6177	D	184 kW	1049	14
MIDLUM 250.16/C	MIDR 06.02.26 Y/41	01.00	6177	D	184 kW	1049	14
MIDLUM 270.12/C	DCI 6-A	10.01	6177	D	195 kW	1049	12
MIDLUM 270.13/C, 270.13/D	DCI 6-A	10.01	6177	D	195 kW	1049	12
MIDLUM 270.14/C, 270.14/D	DCI 6-A	10.01	6177	D	195 kW	1049	12
MIDLUM 270.16/B	DCI 6-A	10.01	6177	D	195 kW	1049	12
MIDLUM 270.16/C, 270.16/D	DCI 6-A	10.01	6177	D	195 kW	1049	12
MIDLUM 270.16/C	DCI 6-A	10.01	6177	D	195 kW	1049	12
MIDLUM 270.18/D	DCI 6-A	10.01	6177	D	195 kW	1049	12
MIDLUM 280.12	DXi 7	05.06	7200	D	206 kW	1050	18
MIDLUM 280.13	DXi 7	05.06	7200	D	206 kW	1050	18
MIDLUM 280.14	DXi 7	05.06	7200	D	206 kW	1050	18
MIDLUM 280.16	DXi 7	05.06	7200	D	206 kW	1050	18
MIDLUM 280.18	DXi 7	05.06	7200	D	206 kW	1050	18
MIDLUM 300.16	DXi 7	04.04 - 12.13	7200	D	206 kW	1050	18
PREMIUM 2 Distribution 240.18 D	DXi 7	05.06	7200	D	177 kW	1050	18
PREMIUM 2 Distribution 270.19	DXi 7	10.06	7200	D	194 kW	1050	18
PREMIUM 2 Distribution 280.18 D	DXi 7	10.05	7200	D	206 kW	1050	18
PREMIUM 2 Distribution 280.26 D	DXi 7	10.05	7200	D	206 kW	1050	18
PREMIUM 2 Distribution 310.18	DXi 7	10.06	7200	D	224 kW	1050	18
PREMIUM 2 Distribution 310.26	DXi 7	10.06	7200	D	224 kW	1050	18
PREMIUM 2 Distribution 320.18 D	DXi 7	10.05	7200	D	235 kW	1050	18
PREMIUM 2 Distribution 320.18	dCi 11G	01.06 - 05.08	11100	D	235 - 236 kW	1052	25
PREMIUM 2 Distribution 320.19 D	DXi 7	05.06	7200	D	235 kW	1050	18
PREMIUM 2 Distribution 320.26	DXi 7	10.05	7200	D	235 kW	1050	18
PREMIUM 2 Distribution 330.18	DXi 11	04.07 - 05.08	10837	D	243 kW	1052	26
PREMIUM 2 Distribution 340.18	DXi 7	10.06	7200	D	247 kW	1050	18








RENAULT TRUCKS



	 ENGINE	 00000	ccm		kw		 1 POS
PREMIUM 2 Distribution 340.19	DXi 7	10.06	7200	D	247 kW	1050	18
PREMIUM 2 Distribution 340.26	DXi 7	10.06	7200	D	247 kW	1050	18
PREMIUM 2 Distribution 370.18 D	DXi 11	10.05	10837	D	272 kW	1052	26
PREMIUM 2 Distribution 370.19 D	DXi 11	10.05	10837	D	272 kW	1052	26
PREMIUM 2 Distribution 370.26	DXi 11	10.05	10837	D	272 kW	1052	26
PREMIUM 2 Distribution 380.18	DXi 11	10.06	10837	D	280 kW	1052	26
PREMIUM 2 Distribution 380.19	DXi 11	10.06	10837	D	280 kW	1052	26
PREMIUM 2 Distribution 380.26	DXi 11	10.06	10837	D	280 kW	1052	26
PREMIUM 2 Distribution 410.18 D	DXi 11	10.05	10837	D	302 kW	1052	26
PREMIUM 2 Distribution 410.19 D	DXi 11	10.05	10837	D	302 kW	1052	26
PREMIUM 2 Distribution 410.26	DXi 11	10.05	10837	D	302 kW	1052	26
PREMIUM 2 Distribution 430.18	DXi 11	10.06	10837	D	316 kW	1052	26
PREMIUM 2 Distribution 430.19	DXi 11	10.06	10837	D	316 kW	1052	26
PREMIUM 2 Distribution 430.26	DXi 11	10.06	10837	D	316 kW	1052	26
PREMIUM 2 Distribution 440.18	DXi 11	02.07	10837	D	323 - 324 kW	1052	26
PREMIUM 2 Distribution 450.18 D	DXi 11	10.05	10837	D	331 kW	1052	26
PREMIUM 2 Distribution 460.19	DXi 11	10.06	10837	D	339 kW	1052	26
PREMIUM 2 Distribution 460.19	DXi 11	10.06	10837	D	339 kW	1052	26
PREMIUM 2 Lander 270.18, Lander 270.19	DXi 7	10.06	7200	D	194 kW	1050	18
PREMIUM 2 Lander 280.18	DXi 7	06.08 - 04.13	7200	D	206 kW	1050	18
PREMIUM 2 Lander 310.19	DXi 7	10.06	7200	D	224 kW	1050	18
PREMIUM 2 Lander 310.26	DXi 7	10.06	7200	D	224 kW	1050	18
PREMIUM 2 Lander 310.26	DXi 7	10.06	7200	D	224 kW	1050	18
PREMIUM 2 Lander 320.18	DXi 7	02.09	7200	D	235 - 236 kW	1050	18
PREMIUM 2 Lander 340.18, Lander 340.19	DXi 7	10.06	7200	D	247 kW	1050	18
PREMIUM 2 Lander 340.26	DXi 7	10.06	7200	D	247 kW	1050	18
PREMIUM 2 Lander 340.26	DXi 7	10.06	7200	D	247 kW	1050	18
PREMIUM 2 Lander 380.19	DXi 11	10.06	10837	D	280 kW	1052	26
PREMIUM 2 Lander 380.19	DXi 11	10.06	10837	D	280 kW	1052	26
PREMIUM 2 Lander 380.26	DXi 11	10.06	10837	D	280 kW	1052	26
PREMIUM 2 Lander 380.26	DXi 11	10.06	10837	D	280 kW	1052	26
PREMIUM 2 Lander 380.32	DXi 11	10.06	10837	D	280 kW	1052	26
PREMIUM 2 Lander 430.18	DXi 11	10.06	10837	D	316 kW	1052	26
PREMIUM 2 Lander 430.18	DXi 11	10.06	10837	D	316 kW	1052	26
PREMIUM 2 Lander 430.26	DXi 11	10.06	10837	D	316 kW	1052	26
PREMIUM 2 Lander 430.26	DXi 11	10.06	10837	D	316 kW	1052	26
PREMIUM 2 Lander 430.26	DXi 11	10.06	10837	D	316 kW	1052	26
PREMIUM 2 Lander 430.26	DXi 11	10.06	10837	D	316 kW	1052	26
PREMIUM 2 Lander 430.32	DXi 11	10.06	10837	D	316 kW	1052	26
PREMIUM 2 Lander 440.18	DXi 11	10.05	10837	D	324 kW	1052	26
PREMIUM 2 Lander 440.19	DXi 11	10.05	10837	D	324 kW	1052	26
PREMIUM 2 Lander 440.26	DXi 11	10.05	10837	D	324 kW	1052	26
PREMIUM 2 Lander 440.32	DXi 11	10.05	10837	D	324 kW	1052	26
PREMIUM 2 Lander 460.18	DXi 11	10.06	10837	D	339 kW	1052	26
PREMIUM 2 Lander 460.18	DXi 11	10.06	10837	D	339 kW	1052	26
PREMIUM 2 Lander 460.26	DXi 11	10.06	10837	D	339 kW	1052	26
PREMIUM 2 Lander 460.26	DXi 11	10.06	10837	D	339 kW	1052	26
PREMIUM 2 Lander 460.26	DXi 11	10.06	10837	D	339 kW	1052	26
PREMIUM 2 Lander 460.32	DXi 11	10.06	10837	D	339 kW	1052	26
PREMIUM 2 Route 330.18 T	DXi 11	10.05	10837	D	243 kW	1052	26
PREMIUM 2 Route 380.18	DXi 11	10.06	10837	D	280 kW	1052	26
PREMIUM 2 Route 380.19	DXi 11	10.06	10837	D	280 kW	1052	26
PREMIUM 2 Route 380.26	DXi 11	10.06	10837	D	280 kW	1052	26
PREMIUM 2 Route 385.19T	MIDR 06.23.56 A/41	10.05 - 08.07	11122	D	280 - 281 kW	1053	27
PREMIUM 2 Route 410.18 D	DXi 11	10.05	10837	D	302 kW	1052	26
PREMIUM 2 Route 410.18	DXi 11	10.05	10837	D	302 kW	1052	26
PREMIUM 2 Route 410.24	DXi 11	10.05	10837	D	302 kW	1052	26
PREMIUM 2 Route 410.25	DXi 11	10.05	10837	D	302 kW	1052	26
PREMIUM 2 Route 410.25	DXi 11	10.05	10837	D	302 kW	1052	26
PREMIUM 2 Route 410.26	DXi 11	10.05	10837	D	302 kW	1052	26
PREMIUM 2 Route 430.18	DXi 11	10.06	10837	D	316 kW	1052	26
PREMIUM 2 Route 430.19	DXi 11	10.06	10837	D	316 kW	1052	26
PREMIUM 2 Route 430.26	DXi 11	10.06	10837	D	316 kW	1052	26








RENAULT TRUCKS

							
PREMIUM 2 Route 430.26	DXi 11	10.06	10837	D	316 kW	1052	26
PREMIUM 2 Route 450.18 D	DXi 11	10.05	10837	D	331 kW	1052	26
PREMIUM 2 Route 450.18	DXi 11	10.05	10837	D	331 kW	1052	26
PREMIUM 2 Route 450.24	DXi 11	10.05	10837	D	331 kW	1052	26
PREMIUM 2 Route 450.25	DXi 11	10.05	10837	D	331 kW	1052	26
PREMIUM 2 Route 450.25	DXi 11	10.05	10837	D	331 kW	1052	26
PREMIUM 2 Route 450.26	DXi 11	10.05	10837	D	331 kW	1052	26
PREMIUM 2 Route 460.18	DXi 11	10.06	10837	D	339 kW	1052	26
PREMIUM 2 Route 460.18	DXi 11	10.06	10837	D	339 kW	1052	26
PREMIUM 2 Route 460.26	DXi 11	10.06	10837	D	339 kW	1052	26
PREMIUM 2 Route 460.26	DXi 11	10.06	10837	D	339 kW	1052	26
PREMIUM Distribution 210.16	MIDR 06.02.26 W/4	04.96	6177	D	154 kW	1049	14
PREMIUM Distribution 210.18D, 220.18	DCI 6-W	04.96	6177	D	154 - 158 kW	1049	14
PREMIUM Distribution 210.18D, 220.18	MIDR 06.02.26 W/4	04.96	6177	D	154 - 158 kW	1049	14
PREMIUM Distribution 210.19D	MIDR 06.02.26 W/4	04.96	6177	D	155 kW	1049	14
PREMIUM Distribution 250.16	MIDR 06.02.26 Y/41	04.96	6177	D	184 kW	1049	14
PREMIUM Distribution 250.18D	MIDR 06.02.26 Y/41	04.96	6177	D	184 kW	1049	14
PREMIUM Distribution 250.19	MIDR 06.02.26 Y/41	04.96	6177	D	184 kW	1049	14
PREMIUM Distribution 260.16	MIDR 06.20.45 C/4	04.96	9839	D	188 kW	1051	21
PREMIUM Distribution 260.18	MIDR 06.20.45 C/4	04.96	9839	D	188 kW	1051	21
PREMIUM Distribution 260.19	MIDR 06.20.45 C/4	04.96	9839	D	188 kW	1051	21
PREMIUM Distribution 270.18	DCI 6-A	08.00	6177	D	195 kW	1049	12
PREMIUM Distribution 300.16D	MIDR 06.20.45 D/41	04.96	9839	D	219 kW	1051	21
PREMIUM Distribution 300.16T	MIDR 06.20.45 D/41	04.96	9839	D	219 kW	1051	21
PREMIUM Distribution 300.18D/T	MIDR 06.20.45 D/41	04.96	9839	D	219 kW	1051	21
PREMIUM Distribution 300.18D	MIDR 06.20.45 D/41	04.96	9839	D	219 kW	1051	21
PREMIUM Distribution 300.19D/T	MIDR 06.20.45 D/41	04.96	9839	D	219 kW	1051	21
PREMIUM Distribution 300.19	MIDR 06.20.45 D/41	04.96	9839	D	219 kW	1051	21
PREMIUM Distribution 300.26D	MIDR 06.20.45 D/41	04.96	9839	D	219 kW	1051	21
PREMIUM Distribution 300.26D	MIDR 06.20.45 D/41	04.96	9839	D	219 kW	1051	21
PREMIUM Distribution 320.18 D	dCi 11G	08.00	11100	D	230 kW	1052	25
PREMIUM Distribution 320.18	dCi 11G	08.00	11100	D	230 kW	1052	25
PREMIUM Distribution 320.24D	dCi 11G	08.00	11100	D	230 kW	1052	25
PREMIUM Distribution 320.26D	dCi 11G	08.00	11100	D	230 kW	1052	25
PREMIUM Distribution 320.26D	dCi 11G	08.00	11100	D	230 kW	1052	25
PREMIUM Distribution 340.18D/T	MIDR 06.20.45 E/41	04.96	9839	D	249 kW	1051	21
PREMIUM Distribution 340.18D	MIDR 06.20.45 E/41	04.96	9839	D	249 kW	1051	21
PREMIUM Distribution 340.19D/T	MIDR 06.20.45 E/41	04.96	9839	D	249 kW	1051	21
PREMIUM Distribution 340.19D	MIDR 06.20.45 E/41	04.96	9839	D	249 kW	1051	21
PREMIUM Distribution 340.26D	MIDR 06.20.45 E/41	04.96	9839	D	249 kW	1051	21
PREMIUM Distribution 340.26D	MIDR 06.20.45 E/41	04.96	9839	D	249 kW	1051	21
PREMIUM Distribution 370.18D	dCi 11E	08.00	11100	D	266 kW	1052	25
PREMIUM Distribution 370.18	dCi 11E	08.00	11100	D	266 kW	1052	25
PREMIUM Distribution 370.24D	dCi 11E	08.00	11100	D	266 kW	1052	25
PREMIUM Distribution 370.26D	dCi 11E	08.00	11100	D	266 kW	1052	25
PREMIUM Distribution 370.26D	dCi 11E	08.00	11100	D	266 kW	1052	25
PREMIUM Distribution 400.18D/T	MIDR 06.23.56 B/41	01.00	11122	D	288 kW	1053	27
PREMIUM Distribution 420.18D	dCi 11C	08.00	11100	D	303 kW	1052	25
PREMIUM Distribution 420.18	dCi 11C	08.00	11100	D	303 kW	1052	25
PREMIUM Route 300.16	MIDR 06.20.45 D/41	09.96	9839	D	219 kW	1051	21
PREMIUM Route 300.18T	MIDR 06.20.45 D/41	09.96	9839	D	219 kW	1051	21
PREMIUM Route 300.18	MIDR 06.20.45 D/41	09.96	9839	D	219 kW	1051	21
PREMIUM Route 300.19T	MIDR 06.20.45 D/41	09.96	9839	D	219 kW	1051	21
PREMIUM Route 300.19	MIDR 06.20.45 D/41	09.96	9839	D	219 kW	1051	21
PREMIUM Route 320.18	dCi 11G	08.00	11100	D	230 kW	1052	25
PREMIUM Route 320.18	dCi 11G	08.00	11100	D	230 kW	1052	25
PREMIUM Route 340.18T	MIDR 06.20.45 E/41	04.96	9839	D	249 kW	1051	21
PREMIUM Route 340.18	MIDR 06.20.45 E/41	04.96	9839	D	249 kW	1051	21
PREMIUM Route 340.19T	MIDR 06.20.45 E/41	04.96	9839	D	249 kW	1051	21
PREMIUM Route 340.19	MIDR 06.20.45 E/41	04.96	9839	D	249 kW	1051	21
PREMIUM Route 340.24	MIDR 06.20.45 E/41	04.96	9839	D	249 kW	1051	21
PREMIUM Route 340.26	MIDR 06.20.45 E/41	04.96	9839	D	249 kW	1051	21








RENAULT TRUCKS



			ccm		kw		1 POS
PREMIUM Route 370.18	dCi 11E	08.00	11100	D	266 kW	1052	25
PREMIUM Route 370.18	dCi 11E	08.00	11100	D	266 kW	1052	25
PREMIUM Route 370.24	dCi 11E	08.00	11100	D	266 kW	1052	25
PREMIUM Route 370.26	dCi 11E	08.00	11100	D	266 kW	1052	25
PREMIUM Route 385.18,400.18	MIDR 06.23.56 A/41	04.96	11122	D	280 - 288 kW	1053	27
PREMIUM Route 385.18,400.18	MIDR 06.23.56 B/41	04.96	11122	D	280 - 288 kW	1053	27
PREMIUM Route 385.18T,400.18T	MIDR 06.23.56 A/41	04.96	11122	D	280 - 288 kW	1053	27
PREMIUM Route 385.18T,400.18T	MIDR 06.23.56 B/41	04.96	11122	D	280 - 288 kW	1053	27
PREMIUM Route 385.19,400.19	MIDR 06.23.56 A/41	04.96	11122	D	280 - 288 kW	1053	27
PREMIUM Route 385.19,400.19	MIDR 06.23.56 B/41	04.96	11122	D	280 - 288 kW	1053	27
PREMIUM Route 385.19T,400.19T	MIDR 06.23.56 A/41	04.96	11122	D	280 - 288 kW	1053	27
PREMIUM Route 385.19T,400.19T	MIDR 06.23.56 B/41	04.96	11122	D	280 - 288 kW	1053	27
PREMIUM Route 385.24,400.24	MIDR 06.23.56 A/41	04.96	11122	D	280 - 288 kW	1053	27
PREMIUM Route 385.24,400.24	MIDR 06.23.56 B/41	04.96	11122	D	280 - 288 kW	1053	27
PREMIUM Route 385.24T,400.24T	MIDR 06.23.56 A/41	09.96	11122	D	280 - 288 kW	1053	27
PREMIUM Route 385.24T,400.24T	MIDR 06.23.56 B/41	09.96	11122	D	280 - 288 kW	1053	27
PREMIUM Route 385.26,400.26	MIDR 06.23.56 A/41	04.96	11122	D	280 - 288 kW	1053	27
PREMIUM Route 385.26,400.26	MIDR 06.23.56 B/41	04.96	11122	D	280 - 288 kW	1053	27
PREMIUM Route 385.26	MIDR 06.23.56 A/41	04.96	11122	D	280 kW	1053	27
PREMIUM Route 420.18T	dCi 11 B/43	08.00	11100	D	303 kW	1052	25
PREMIUM Route 420.18T	dCi 11C	08.00	11100	D	303 kW	1052	25
PREMIUM Route 420.18	dCi 11C	08.00	11100	D	303 kW	1052	25
PREMIUM Route 420.24	dCi 11C	08.00	11100	D	303 kW	1052	25
PREMIUM Route 420.24	dCi 11C	08.00	11100	D	303 kW	1052	25
PREMIUM Route 420.25	dCi 11C	08.00	11100	D	303 kW	1052	25
PREMIUM Route 420.26	dCi 11C	08.00	11100	D	303 kW	1052	25
PR 100	MIPS 06.20.45 B	01.87 - 12.90	9840	D	186 kW	1051	21
PR 180	MIPR 06.20.45 A3	01.87 - 12.89	9840	D	222 kW	1051	21
R 312	MIDR 06.20.45 L	01.87 - 01.96	9839	D	187 kW	1051	21
R R 310.16/T	MIDR 06.35.40 C	10.80 - 03.89	12024	D	224 - 228 kW	1054	32
R R 310.16	MIDR 06.35.40 C	10.80 - 03.89	12024	D	224 - 228 kW	1054	32
R R 310.17/T	MIDR 06.35.40 C	10.80 - 03.89	12024	D	224 - 228 kW	1054	32
R R 310.17	MIDR 06.35.40 C	10.80 - 03.89	12024	D	224 - 228 kW	1054	32
R R 310.19/T	MIDR 06.35.40 C	10.80 - 03.89	12024	D	224 - 228 kW	1054	32
R R 310.19	MIDR 06.35.40 C	10.80 - 03.89	12024	D	224 - 228 kW	1054	32
R R 310.22/T	MIDR 06.35.40 C	10.80 - 03.89	12024	D	224 - 228 kW	1054	32
R R 310.22	MIDR 06.35.40 C	10.80 - 03.89	12024	D	224 - 228 kW	1054	32
R R 310.22	MIDR 06.35.40 C	10.80 - 03.89	12024	D	224 - 228 kW	1054	32
R R 330.17/T	MIDR 06.20.45 E	05.88 - 05.91	9839	D	240 - 249 kW	1051	21
R R 330.17	MIDR 06.20.45 E	05.88 - 05.91	9839	D	240 - 249 kW	1051	21
R R 330.19/T	MIDR 06.20.45 E	05.88 - 05.91	9839	D	240 - 249 kW	1051	21
R R 330.19	MIDR 06.20.45 E	05.88 - 05.91	9839	D	240 - 249 kW	1051	21
R R 330.24	MIDR 06.20.45 E	05.88 - 05.91	9839	D	240 - 249 kW	1051	21
R R 340.17/T	MIDR 06.35.40 G	03.86 - 01.90	12024	D	259 kW	1054	32
R R 340.17	MIDR 06.35.40 G	03.86 - 01.90	12024	D	259 kW	1054	32
R R 340.19/T	MIDR 06.35.40 G	03.86 - 01.90	12024	D	259 kW	1054	32
R R 340.19	MIDR 06.35.40 G	03.86 - 01.90	12024	D	259 kW	1054	32
R R 340.24	MIDR 06.35.40 G	03.86 - 01.90	12024	D	259 kW	1054	32
R R 340.24	MIDR 06.35.40 G	03.86 - 01.90	12024	D	259 kW	1054	32
R R 340ti.16/T	MIDR 06.20.45 E	01.90 - 05.91	9839	D	249 kW	1051	21
R R 340ti.17	MIDR 06.20.45 E	01.90 - 05.91	9839	D	249 kW	1051	21
R R 340ti.18/T	MIDR 06.20.45 E	01.90 - 05.91	9839	D	249 kW	1051	21
R R 340ti.18	MIDR 06.20.45 E	01.90 - 05.91	9839	D	249 kW	1051	21
R R 340ti.18	MIDR 06.20.45 E	01.90 - 05.91	9839	D	249 kW	1051	21
R R 340ti.18	MIDR 06.20.45 E	01.90 - 05.91	9839	D	249 kW	1051	21
R R 340ti.19/T	MIDR 06.20.45 E	01.90 - 05.91	9839	D	249 kW	1051	21
R R 340ti.19	MIDR 06.20.45 E	01.90 - 05.91	9839	D	249 kW	1051	21
R R 340ti.24	MIDR 06.20.45 E	01.90 - 05.91	9839	D	249 kW	1051	21
R R 340ti.26	MIDR 06.20.45 E	01.90 - 05.91	9839	D	249 kW	1051	21
R R 350.17/T	MIDR 06.35.40 G	01.90 - 05.91	12024	D	259 kW	1054	32
R R 350.17	MIDR 06.35.40 G	01.90 - 05.91	12024	D	259 kW	1054	32
R R 350.17	MIDR 06.35.40 G	01.90 - 05.91	12024	D	259 kW	1054	32



RENAULT TRUCKS

							
R R 350.18/T	MIDR 06.35.40 G	01.90 - 05.91	12024	D	259 kW	1054	32
R R 350.18	MIDR 06.35.40 G	01.90 - 05.91	12024	D	259 kW	1054	32
R R 350.18	MIDR 06.35.40 G	01.90 - 05.91	12024	D	259 kW	1054	32
R R 350.18	MIDR 06.35.40 G	01.90 - 05.91	12024	D	259 kW	1054	32
R R 350.19/TB	MIDR 06.35.40 G	01.90 - 05.91	12024	D	259 kW	1054	32
R R 350.19/T	MIDR 06.35.40 G	01.90 - 05.91	12024	D	259 kW	1054	32
R R 350.19	MIDR 06.35.40 G	01.90 - 05.91	12024	D	259 kW	1054	32
R R 350.24	MIDR 06.35.40 G	01.90 - 05.91	12024	D	259 kW	1054	32
R R 350.26	MIDR 06.35.40 G	01.90 - 05.91	12024	D	259 kW	1054	32
R R 365.17/T	MIDR 06.35.40 H	10.87 - 05.90	12024	D	275 kW	1054	32
R R 365.17	MIDR 06.35.40 H	10.87 - 05.90	12024	D	275 kW	1054	32
R R 365.19/T	MIDR 06.35.40 H	10.87 - 05.90	12024	D	275 kW	1054	32
R R 365.19	MIDR 06.35.40 H	10.87 - 05.90	12024	D	275 kW	1054	32
R R 365.24	MIDR 06.35.40 H	10.87 - 05.90	12024	D	275 kW	1054	32
R R 365.24	MIDR 06.35.40 H	10.87 - 05.90	12024	D	275 kW	1054	32
R R 380.17	MIDR 06.35.40 H	01.90 - 05.91	12024	D	275 kW	1054	32
R R 380.18/T	MIDR 06.35.40 H	01.90 - 05.91	12024	D	275 kW	1054	32
R R 380.18	MIDR 06.35.40 H	01.90 - 05.91	12024	D	275 kW	1054	32
R R 380.18	MIDR 06.35.40 H	01.90 - 05.91	12024	D	275 kW	1054	32
R R 380.18	MIDR 06.35.40 H	01.90 - 05.91	12024	D	275 kW	1054	32
R R 380.19/TB	MIDR 06.35.40 H	01.90 - 05.91	12024	D	275 kW	1054	32
R R 380.19/T	MIDR 06.35.40 H	01.90 - 05.91	12024	D	275 kW	1054	32
R R 380.19	MIDR 06.35.40 H	01.90 - 05.91	12024	D	275 kW	1054	32
R R 380.22/T	MIDR 06.35.40 H	01.90 - 05.91	12024	D	275 kW	1054	32
R R 380.24	MIDR 06.35.40 H	01.90 - 05.91	12024	D	275 kW	1054	32
R R 380.25/T	MIDR 06.35.40 H	01.90 - 05.91	12024	D	275 kW	1054	32
R R 380.25	MIDR 06.35.40 H	01.90 - 05.91	12024	D	275 kW	1054	32
R R 380.25	MIDR 06.35.40 H	01.90 - 05.91	12024	D	275 kW	1054	32
R R 380.26/T	MIDR 06.35.40 H	01.90 - 05.91	12024	D	275 kW	1054	32
R R 380.26	MIDR 06.35.40 H	01.90 - 05.91	12024	D	275 kW	1054	32
TBH TBH 280	MIDR 06.35.40	01.77 - 06.80	12024	D	206 kW	1054	32
TB TB 191/T	MID 06.20.30	06.80	8822	D	104 kW	1050	20
TB TB 231/T	MIDS 06.20.30	06.80	8822	D	159 kW	1052	24
TRACER Tracer	MIHR 06.20.45 A41	01.91	9839	D	185 kW	1051	21
TR TR 280/T	MDS 06.35.40 A	05.71 - 12.74	12024	D	206 kW	1054	31
TR TR 280	MDS 06.35.40 A	05.71 - 12.74	12024	D	206 kW	1054	31

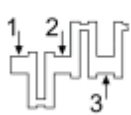
RENAULT TRUCKS



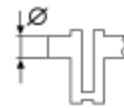
ENGINE			ccm	kW			1 POS	ENGINE			ccm	kW			1 POS
720.12	102,000	4	3590	67 - 72 kW	D	1048	10	MIDR 06.02.26 W/41	102,000	6	6177	154 kW	D	1049	14
797-20	102,000	6	5491	95 - 98 kW	D	1048	11	MIDR 06.02.26 W/4	102,000	6	6177	154 kW	D	1049	14
797-21	102,000	6	5453	76 kW	D	1048	11	MIDR 06.02.26 W	102,000	6	6177	151 kW	D	1049	14
798-10	102,000	6	5490	113 kW	D	1048	11	MIDR 06.02.26 X	102,000	6	6177	166 kW	D	1049	14
8140.07.2530 ID	93,000	4	2500	56 kW	D	1047	2	MIDR 06.02.26 Y/41	102,000	6	6177	184 kW	D	1049	14
8140.07.2585	93,000	4	2500	55 kW	D	1047	1	MIDR 06.02.26	102,000	6	6177	159 kW	D	1049	14
8140.21.235	93,000	4	2445	68 - 71 kW	D	1047	3	MIDR 06.20.45 A2	120,000	6	9839	202 kW	D	1051	21
8140.23.2565	94,400	4	2800	76 - 78 kW	D	1048	7	MIDR 06.20.45 B3	120,000	6	9839	195 kW	D	1051	21
8140.23.2585	94,400	4	2800	76 - 78 kW	D	1048	7	MIDR 06.20.45 C/4	120,000	6	9839	188 kW	D	1051	21
8140.27.2530 IDS	93,000	4	2499	71 - 78 kW	D	1047	4	MIDR 06.20.45 D/41	120,000	6	9839	219 - 221 kW	D	1051	21
8140.43.2585	94,400	4	2800	90 kW	D	1048	7	MIDR 06.20.45 D3	120,000	6	9839	222 kW	D	1051	21
8140.43.B.3586	94,400	4	2800	78 kW	D	1048	7	MIDR 06.20.45 D	120,000	6	9839	210 - 222 kW	D	1051	21
8140.43.B.3588	94,400	4	2800	78 kW	D	1048	7	MIDR 06.20.45 E/41	120,000	6	9839	249 kW	D	1051	21
8140.43.C.2586	94,400	4	2800	78 kW	D	1048	7	MIDR 06.20.45 E2	120,000	6	9839	249 kW	D	1051	22
8140.43.S.2585	94,400	4	2800	92 - 94 kW	D	1048	7	MIDR 06.20.45 E3	120,000	6	9839	249 kW	D	1051	21
8140.43.S.3585	94,400	4	2800	92 - 94 kW	D	1048	7	MIDR 06.20.45 E	120,000	6	9839	240 - 249 kW	D	1051	21
8140.43K	94,400	4	2800	103 - 107 kW	D	1048	7	MIDR 06.20.45 H	120,000	6	9839	227 - 240 kW	D	1051	21
8140.43N.3585	94,400	4	2800	107 kW	D	1048	7	MIDR 06.20.45 I41	120,000	6	9839	188 kW	D	1052	23
8140.47.2530 IDR	93,000	4	2499	85 kW	D	1047	1	MIDR 06.20.45 L	120,000	6	9839	177 - 187 kW	D	1051	21
8140.47.2585	93,000	4	2500	85 kW	D	1047	1	MIDR 06.20.45 M3	120,000	6	9839	250 kW	D	1051	21
8140.47.2590	93,000	4	2499	85 kW	D	1047	5	MIDR 06.20.45 M41	120,000	6	9839	250 kW	D	1051	21
8140.61.235	93,000	4	2445	53 kW	D	1047	3	MIDR 06.20.45 R41	120,000	6	9839	222 kW	D	1051	21
8140.63.2585	94,400	4	2800	63 - 64 kW	D	1048	7	MIDR 06.20.45	120,000	6	9839	214 - 222 kW	D	1051	21
8140.67.2585	93,000	4	2500	55 kW	D	1048	6	MIDR 06.23.56 A/3	123,000	6	11122	255 kW	D	1053	27
DCI 4-B	102,000	4	4118	112 kW	D	1049	12	MIDR 06.23.56 A/41	123,000	6	11122	280 kW	D	1053	27
DCI 4-C	102,000	4	4118	128 kW	D	1049	12	MIDR 06.23.56 B/41	123,000	6	11122	288 kW	D	1053	27
DCI 6-A	102,000	6	6177	195 kW	D	1049	12	MIDR 06.24.65 A/42	123,850	6	11929	287 kW	D	1053	28
DCI 6-W	102,000	6	6177	158 kW	D	1049	14	MIDR 06.24.65 B/42	123,850	6	11929	316 kW	D	1053	28
DCI 11 B/43	123,000	6	11100	303 kW	D	1052	25	MIDR 06.24.65 C/42	123,850	6	11929	346 kW	D	1053	28
DCI 11-270	123,000	6	11100	195 kW	D	1052	25	MIDR 06.35.40 C	135,000	6	12024	224 - 228 kW	D	1054	32
DCI 11C	123,000	6	11100	303 kW	D	1052	25	MIDR 06.35.40 G	135,000	6	12024	243 - 259 kW	D	1054	32
DCI 11E	123,000	6	11100	266 - 268 kW	D	1052	25	MIDR 06.35.40 H	135,000	6	12024	264 - 279 kW	D	1054	32
DCI 11G	123,000	6	11100	230 - 236 kW	D	1052	25	MIDR 06.35.40 J/3	135,000	6	12024	305 kW	D	1054	32
DXi 11	123,000	6	10837	243 - 339 kW	D	1052	26	MIDR 06.35.40 J1	135,000	6	12024	314 kW	D	1054	32
DXi 12	131,000	6	12130	324 - 353 kW	D	1053	29	MIDR 06.35.40 L1	135,000	6	12024	283 kW	D	1054	32
DXi 13	131,000	6	12777	323 - 382 kW	D	1053	30	MIDR 06.35.40 M3	135,000	6	12024	236 kW	D	1054	32
DXi 5	108,000	4	4764	118 - 162 kW	D	1050	17	MIDR 06.35.40 N/3	135,000	6	12024	283 kW	D	1054	32
DXi 7-270	108,000	6	7146	194 kW	D	1050	19	MIDR 06.35.40 P/41	135,000	6	12024	305 kW	D	1054	32
DXi 7-300	108,000	6	7146	217 kW	D	1050	19	MIDR 06.35.40	135,000	6	12024	206 - 226 kW	D	1054	32
DXi 7	108,000	6	7200	177 - 247 kW	D	1050	18	MIDS 06.02.12 B	102,000	6	5491	113 - 117 kW	D	1049	15
MDS 06.35.40 A	135,000	6	12024	206 kW	D	1054	31	MIDS 06.02.12 C	102,000	6	5491	97 - 103 kW	D	1049	15
MID 06.20.30	120,000	6	8822	104 kW	D	1050	20	MIDS 06.02.12 D/3	102,000	6	5491	110 kW	D	1049	16
MIDR 04.02.26 A/41	102,000	4	4118	100 kW	D	1049	12	MIDS 06.20.30 N1	120,000	6	8822	162 kW	D	1052	24
MIDR 04.02.26 A/4	102,000	4	4118	100 kW	D	1049	12	MIDS 06.20.30 N	120,000	6	8822	153 kW	D	1052	24
MIDR 04.02.26 B/41	102,000	4	4118	110 kW	D	1049	12	MIDS 06.20.30 P	120,000	6	8822	169 - 177 kW	D	1052	24
MIDR 04.02.26 B/4	102,000	4	4118	110 kW	D	1049	12	MIDS 06.20.30	120,000	6	8822	159 - 169 kW	D	1052	24
MIDR 06.02.12 D	102,000	6	5491	127 - 134 kW	D	1049	13	MIDS 06.20.45 B	120,000	6	9839	192 - 202 kW	D	1051	21
MIDR 06.02.26 D	102,000	6	6177	166 kW	D	1049	14	MIDS 06.20.45 J3	120,000	6	9839	168 kW	D	1051	21
MIDR 06.02.26 H	102,000	6	6177	133 - 144 kW	D	1049	14	MIDS 06.20.45 J	120,000	6	9839	161 kW	D	1051	21
MIDR 06.02.26 Q	102,000	6	6177	137 - 140 kW	D	1049	14	MIDS 06.20.45	120,000	6	9839	192 - 202 kW	D	1051	21
MIDR 06.02.26 S	102,000	6	6177	166 kW	D	1049	14	MIDS 06.35.40 D	135,000	6	12024	208 kW	D	1054	32
MIDR 06.02.26 U/4	102,000	6	6177	110 kW	D	1049	14	MIHR 06.20.45 A41	120,000	6	9839	185 kW	D	1051	21
MIDR 06.02.26 U	102,000	6	6177	110 kW	D	1049	14	MIPR 06.20.45 A3	120,000	6	9840	222 kW	D	1051	21
MIDR 06.02.26 V/41	102,000	6	6180	132 kW	D	1049	14	MIPS 06.20.45 B	120,000	6	9840	176 - 186 kW	D	1051	21
MIDR 06.02.26 V/4	102,000	6	6177	132 kW	D	1049	14	T 4.38	98,480	4	3869	69 - 72 kW	D	1048	8
MIDR 06.02.26 V	102,000	6	6177	129 - 132 kW	D	1049	14	T 4.40	100,000	4	3869	82 kW	D	1048	9



RENAULT TRUCKS



Type



93,000 mm

1

8140.07.2585 , 8140.47.2530 IDR , 8140.47.2585 ,

401108-00-4										5 pairs
-25-4	1-4	HL	CU3	80,182	84,588	23,800	↑ LO1G	2,164	4 pairs	
-50-4				80,208	84,614		↓ L			
	5	FL	CU3	86,182	90,588	30,950	↑ LO1G	2,164	1 pair	
				86,208	90,614		↓ L			
403806-00-4 *										5 pairs
-25-4	1-4	HL	CU3	76,187	80,586	24,990	↑ LO1G	2,172	4 pairs	
-50-4				76,200	80,607		↓ L			
	5	FL	CU3	76,187	80,586	31,950	↑ LO1G	2,172	1 pair	
				76,200	80,607		↓ L			
433807-00-4										4 pairs
-25-4	1-4	PL	CU3	56,520	60,333	24,700	↑ L	1,870		
-50-4				56,535	60,345		↓ L			
433815-00-4										4 pairs
-25-4	1-4	PL	CU3	56,520	60,333	24,700	↑ LO1	1,870		
-50-4				56,535	60,345		↓ LO1			

93,000 mm

2

8140.07.2530 ID

433815-00-4										4 pairs
-25-4	1-4	PL	CU3	56,520	60,333	24,700	↑ LO1	1,870		
-50-4				56,535	60,345		↓ LO1			

93,000 mm

3

8140.21.235 , 8140.61.235 ,

433807-00-4										4 pairs
-25-4	1-4	PL	CU3	56,520	60,333	24,700	↑ L	1,870		
-50-4				56,535	60,345		↓ L			

93,000 mm

4

8140.27.2530 IDS

433807-00-4										4 pairs
-25-4	1-4	PL	CU3	56,520	60,333	24,700	↑ L	1,870		
-50-4				56,535	60,345		↓ L			
433815-00-4										4 pairs
-25-4	1-4	PL	CU3	56,520	60,333	24,700	↑ LO1	1,870		
-50-4				56,535	60,345		↓ LO1			

93,000 mm

5

8140.47.2590

403806-00-4 *										5 pairs
-25-4	1-4	HL	CU3	76,187	80,586	24,990	↑ LO1G	2,172	4 pairs	
-50-4				76,200	80,607		↓ L			
	5	FL	CU3	76,187	80,586	31,950	↑ LO1G	2,172	1 pair	
				76,200	80,607		↓ L			
433807-00-4										4 pairs
-25-4	1-4	PL	CU3	56,520	60,333	24,700	↑ L	1,870		
-50-4				56,535	60,345		↓ L			
433815-00-4										4 pairs
-25-4	1-4	PL	CU3	56,520	60,333	24,700	↑ LO1	1,870		
-50-4				56,535	60,345		↓ LO1			



93,000 mm 6

8140.67.2585

401108-00-4 5 pairs									
-25-4	1-4	HL	CU3	80,182	84,588	23,800	↑ LO1G	2,164	4 pairs
-50-4				80,208	84,614		↓ L		
	5	FL	CU3	86,182	90,588	30,950	↑ LO1G	2,164	1 pair
				86,208	90,614		↓ L		
433815-00-4 4 pairs									
-25-4	1-4	PL	CU3	56,520	60,333	24,700	↑ LO1	1,870	
-50-4				56,535	60,345		↓ LO1		

94,400 mm 7

8140.23.2565 , 8140.23.2585 , 8140.43.2585 , 8140.43.B.3586 , 8140.43.B.3588 , 8140.43.C.2586 , 8140.43.S.2585 , 8140.43.S.3585 , 8140.43K , 8140.43N.3585 , 8140.63.2585 ,

401108-00-4 5 pairs									
-25-4	1-4	HL	CU3	80,182	84,588	23,800	↑ LO1G	2,164	4 pairs
-50-4				80,208	84,614		↓ L		
	5	FL	CU3	86,182	90,588	30,950	↑ LO1G	2,164	1 pair
				86,208	90,614		↓ L		
433807-00-4 4 pairs									
-25-4	1-4	PL	CU3	56,520	60,333	24,700	↑ L	1,870	
-50-4				56,535	60,345		↓ L		
433815-00-4 4 pairs									
-25-4	1-4	PL	CU3	56,520	60,333	24,700	↑ LO1	1,870	
-50-4				56,535	60,345		↓ LO1		

98,480 mm 8

T 4.38

403602-00-4 5 pairs									
-25-4	1,2,4,5	HL	AL	76,162	80,416	31,880	↑ LO1G	2,090	4 pairs
-50-4				76,175	80,441		↓ LO1		
	3	HL	AL	76,162	80,416	36,700	↑ LO1G	2,090	1 pair
				76,175	80,441		↓ LO1		

100,000 mm 9

T 4.40

403602-00-4 5 pairs									
-25-4	1,2,4,5	HL	AL	76,162	80,416	31,880	↑ LO1G	2,090	4 pairs
-50-4				76,175	80,441		↓ LO1		
	3	HL	AL	76,162	80,416	36,700	↑ LO1G	2,090	1 pair
				76,175	80,441		↓ LO1		
413621-00-2 2 pairs									
	1-2	AS	AL	86,870	103,850		↑ G	2,310	
				87,120	104,100		↓ L G		

102,000 mm 10

720.12

403827-00-4 5 pairs									
-25-4	1,3,5	HL	AL	73,962	78,691	35,340	↑ LO1G	2,335	3 pairs
-50-4				73,975	79,710		↓ L		
-75-4	2,4	HL	AL	73,962	78,691	26,300	↑ LO1G	2,335	2 pairs
				73,975	78,710		↓ L		
433827-00-4 4 pairs									
-25-4	1-4	PL	AL	60,261	63,995	30,380	↑ L	1,835	
-50-4				60,274	64,008		↓ L		
-75-4									

102,000 mm 11

797-20 , 797-21 , 798-10 ,

403813-00-6 7 pairs									
-25-6	1-7	HL	CU2	70,002	74,000	29,000	↑ LO2G	1,960	
				70,021	74,018		↓ L		



RENAULT TRUCKS



102,000 mm										12
DCI 4-B , DCI 4-C , DCI 6-A , MIDR 04.02.26 A/41 , MIDR 04.02.26 A/4 , MIDR 04.02.26 B/41 , MIDR 04.02.26 B/4 ,										
403807-00-6										7 pairs
-25-6	1-7	HL	CU3	76,002	80,000	28,000	↑ L	G	1,969	
-50-6				76,021	80,019		↓ L			
443805-00-6										6 pairs
	1-6	PB	CU2	42,000	46,000	34,600	↑	O1G	2,200	
				42,016	46,025		↓			
102,000 mm										13
MIDR 06.02.12 D										
403807-00-6										7 pairs
-25-6	1-7	HL	CU3	76,002	80,000	28,000	↑ L	G	1,969	
-50-6				76,021	80,019		↓ L			
403813-00-6										7 pairs
-25-6	1-7	HL	CU2	70,002	74,000	29,000	↑ LO2G		1,960	
				70,021	74,018		↓ L			
433814-00-6										6 pairs
-25-6	1-6	PL	CU3	64,981	68,701	31,150	↑ L		1,836	
-50-6				65,000	68,720		↓ L			
102,000 mm										14
DCI 6-W , MIDR 06.02.26 D , MIDR 06.02.26 H , MIDR 06.02.26 Q , MIDR 06.02.26 S , MIDR 06.02.26 U/4 , MIDR 06.02.26 U , MIDR 06.02.26 V/41 , MIDR 06.02.26 V/4 , MIDR 06.02.26 V , MIDR 06.02.26 W/41 , MIDR 06.02.26 W/4 , MIDR 06.02.26 W , MIDR 06.02.26 X , MIDR 06.02.26 Y/41 , MIDR 06.02.26 ,										
403807-00-6										7 pairs
-25-6	1-7	HL	CU3	76,002	80,000	28,000	↑ L	G	1,969	
-50-6				76,021	80,019		↓ L			
433814-00-6										6 pairs
-25-6	1-6	PL	CU3	64,981	68,701	31,150	↑ L		1,836	
-50-6				65,000	68,720		↓ L			
443805-00-6										6 pairs
	1-6	PB	CU2	42,000	46,000	34,600	↑	O1G	2,200	
				42,016	46,025		↓			
102,000 mm										15
MIDS 06.02.12 B , MIDS 06.02.12 C ,										
403807-00-6										7 pairs
-25-6	1-7	HL	CU3	76,002	80,000	28,000	↑ L	G	1,969	
-50-6				76,021	80,019		↓ L			
403813-00-6										7 pairs
-25-6	1-7	HL	CU2	70,002	74,000	29,000	↑ LO2G		1,960	
				70,021	74,018		↓ L			
433814-00-6										6 pairs
-25-6	1-6	PL	CU3	64,981	68,701	31,150	↑ L		1,836	
-50-6				65,000	68,720		↓ L			
443805-00-6										6 pairs
	1-6	PB	CU2	42,000	46,000	34,600	↑	O1G	2,200	
				42,016	46,025		↓			
102,000 mm										16
MIDS 06.02.12 D/3										
403807-00-6										7 pairs
-25-6	1-7	HL	CU3	76,002	80,000	28,000	↑ L	G	1,969	
-50-6				76,021	80,019		↓ L			
403813-00-6										7 pairs
-25-6	1-7	HL	CU2	70,002	74,000	29,000	↑ LO2G		1,960	
				70,021	74,018		↓ L			
443805-00-6										6 pairs
	1-6	PB	CU2	42,000	46,000	34,600	↑	O1G	2,200	
				42,016	46,025		↓			



108,000 mm 17

DXi 5

411504-00-2 2 pairs									
1,2	AS	AL	91,400	114,000		↑ L	G	2,950	
			91,400	114,000		↓	G		
431506-00-1 1 pair									
	PL	CU3 PY	74,980	80,000	29,200	↑ L		2,482	
			75,000	80,020		↓ L			
431506-00-6 6 pairs									
1-6	PL	CU3 PY	74,980	80,000	29,200	↑ L		2,482	
			75,000	80,020		↓ L			
431512-00-6 6 pairs									
1-6	PL	CU3 PY	74,980	80,000	29,200	↑ L		2,482	
			75,000	80,020		↓ L			

108,000 mm 18

DXi 7

401507-00-6 7 pairs									
-25-6	1-7	HL	CU3	84,980	90,500	26,500	↑ L O1 G	2,735	
				85,000	90,520		↓ L		
411504-00-2 2 pairs									
1,2	AS	AL	91,400	114,000		↑ L	G	2,950	
			91,400	114,000		↓	G		
431506-00-1 1 pair									
	PL	CU3 PY	74,980	80,000	29,200	↑ L		2,482	
			75,000	80,020		↓ L			
431506-00-6 6 pairs									
1-6	PL	CU3 PY	74,980	80,000	29,200	↑ L		2,482	
			75,000	80,020		↓ L			
431512-00-6 6 pairs									
1-6	PL	CU3 PY	74,980	80,000	29,200	↑ L		2,482	
			75,000	80,020		↓ L			

108,000 mm 19

DXi 7-270, DXi 7-300,

401507-00-6 7 pairs									
-25-6	1-7	HL	CU3	84,980	90,500	26,500	↑ L O1 G	2,735	
				85,000	90,520		↓ L		

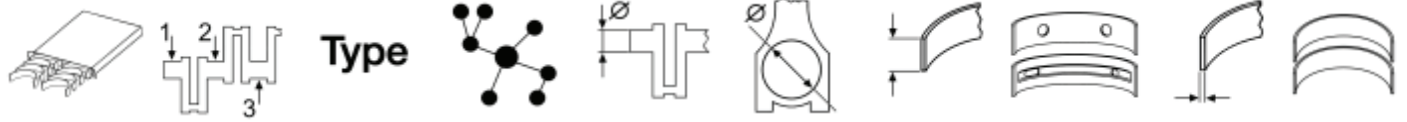
120,000 mm 20

MID 06.20.30

403810-00-6 7 pairs									
-25-6	1-7	HL	CU3	95,966	102,000	34,000	↑ L O1 G	2,976	
-50-6				95,988	102,022		↓ L		
413808-00-2 2 pairs									
	AS	CU2	108,000	131,750		↑	G	4,450	
			108,250	132,000		↓	G		
433816-00-1 1 pair									
	PL	CU3	71,960	76,000	39,300	↑ L		1,987	
			71,980	76,020		↓ L			



RENAULT TRUCKS



120,000 mm								21	
MIDR 06.20.45 A2 , MIDR 06.20.45 B3 , MIDR 06.20.45 C/4 , MIDR 06.20.45 D/41 , MIDR 06.20.45 D3 , MIDR 06.20.45 D , MIDR 06.20.45 E/41 , MIDR 06.20.45 E3 , MIDR 06.20.45 E , MIDR 06.20.45 H , MIDR 06.20.45 L , MIDR 06.20.45 M3 , MIDR 06.20.45 M41 , MIDR 06.20.45 R41 , MIDR 06.20.45 , MIDS 06.20.45 B , MIDS 06.20.45 J3 , MIDS 06.20.45 J , MIDS 06.20.45 , MIHR 06.20.45 A41 , MIPR 06.20.45 A3 , MIPS 06.20.45 B ,									
403810-00-6								7 pairs	
-25-6	1-7	HL	CU3	95,966	102,000	34,000	↑ LO1G	2,976	
-50-6				95,988	102,022		↓ L		
403811-00-6								7 pairs	
-25-6	1-7	HL	CU3	95,966	102,000	34,000	↑ LO1G	2,971	
-50-6				95,988	102,022		↓ L		
413808-00-2								2 pairs	
		AS	CU2	108,000	131,750		↑ G	4,450	
				108,250	132,000		↓ G		
433810-00-1								1 pair	
-25-1		PL	CU3	76,960	82,000	40,900	↑ L	2,485	
-50-1				76,980	82,022		↓ L		
-100-1									
433810-00-6								6 pairs	
-25-6	1-6	PL	CU3	76,960	82,000	40,900	↑ L	2,485	
-50-6				76,980	82,022		↓ L		
433811-00-1								1 pair	
-25-1		PL	CU3	76,960	82,000	40,900	↑ L	2,485	
-50-1				76,980	82,022		↓ L		
433811-00-6								6 pairs	
-25-6	1-6	PL	CU3	76,960	82,000	40,900	↑ L	2,485	
-50-6				76,980	82,022		↓ L		
120,000 mm								22	
MIDR 06.20.45 E2									
403809-00-6								7 pairs	
-25-6	2,3,5,6	HL	CU3	89,940	96,000	40,250	↑ LO2G	2,975	4 pairs
-50-6				89,960	96,027		↓ L		
-75-6	1,4,7	HL	CU3	89,940	96,000	63,620	↑ LO2G	2,975	3 pairs
-100-6				89,960	96,027		↓ L		
403810-00-6								7 pairs	
-25-6	1-7	HL	CU3	95,966	102,000	34,000	↑ LO1G	2,976	
-50-6				95,988	102,022		↓ L		
403811-00-6								7 pairs	
-25-6	1-7	HL	CU3	95,966	102,000	34,000	↑ LO1G	2,971	
-50-6				95,988	102,022		↓ L		
413808-00-2								2 pairs	
		AS	CU2	108,000	131,750		↑ G	4,450	
				108,250	132,000		↓ G		
433810-00-1								1 pair	
-25-1		PL	CU3	76,960	82,000	40,900	↑ L	2,485	
-50-1				76,980	82,022		↓ L		
-100-1									
433810-00-6								6 pairs	
-25-6	1-6	PL	CU3	76,960	82,000	40,900	↑ L	2,485	
-50-6				76,980	82,022		↓ L		
433811-00-1								1 pair	
-25-1		PL	CU3	76,960	82,000	40,900	↑ L	2,485	
-50-1				76,980	82,022		↓ L		
433811-00-6								6 pairs	
-25-6	1-6	PL	CU3	76,960	82,000	40,900	↑ L	2,485	
-50-6				76,980	82,022		↓ L		



120,000 mm	23
-------------------	-----------

MIDR 06.20.45 I41									
403810-00-6 7 pairs									
-25-6	1-7	HL	CU3	95,966	102,000	34,000	↑ LO1G	2,976	
-50-6				95,988	102,022		↓ L		
403811-00-6 7 pairs									
-25-6	1-7	HL	CU3	95,966	102,000	34,000	↑ LO1G	2,971	
-50-6				95,988	102,022		↓ L		
413808-00-2 2 pairs									
		AS	CU2	108,000	131,750		↑ G	4,450	
				108,250	132,000		↓ G		
433811-00-1 1 pair									
-25-1		PL	CU3	76,960	82,000	40,900	↑ L	2,485	
-50-1				76,980	82,022		↓ L		
433811-00-6 6 pairs									
-25-6	1-6	PL	CU3	76,960	82,000	40,900	↑ L	2,485	
-50-6				76,980	82,022		↓ L		

120,000 mm	24
-------------------	-----------

MIDS 06.20.30 N1 , MIDS 06.20.30 N , MIDS 06.20.30 P , MIDS 06.20.30 ,									
403810-00-6 7 pairs									
-25-6	1-7	HL	CU3	95,966	102,000	34,000	↑ LO1G	2,976	
-50-6				95,988	102,022		↓ L		
403811-00-6 7 pairs									
-25-6	1-7	HL	CU3	95,966	102,000	34,000	↑ LO1G	2,971	
-50-6				95,988	102,022		↓ L		
413808-00-2 2 pairs									
		AS	CU2	108,000	131,750		↑ G	4,450	
				108,250	132,000		↓ G		
433816-00-1 1 pair									
		PL	CU3	71,960	76,000	39,300	↑ L	1,987	
				71,980	76,020		↓ L		

123,000 mm	25
-------------------	-----------

DCi 11 B/43 , DCi 11-270 , DCi 11C , DCi 11E , DCi 11G ,									
433811-00-1 1 pair									
-25-1		PL	CU3	76,960	82,000	40,900	↑ L	2,485	
-50-1				76,980	82,022		↓ L		

123,000 mm	26
-------------------	-----------

DXi 11									
405105-00-6 7 pairs									
-25-6	1-7	HL	CU3	107,978	113,040	32,200	↑ LO1G	2,497	
				108,000	113,065		↓ L		



RENAULT TRUCKS










123,000 mm										27
MIDR 06.23.56 A/3 , MIDR 06.23.56 A/41 , MIDR 06.23.56 B/41 ,										
403810-00-6										7 pairs
-25-6	1-7	HL	CU3	95,966	102,000	34,000	↑ LO1G	2,976		
-50-6				95,988	102,022		↓ L			
403811-00-6										7 pairs
-25-6	1-7	HL	CU3	95,966	102,000	34,000	↑ LO1G	2,971		
-50-6				95,988	102,022		↓ L			
413808-00-2										2 pairs
		AS	CU2	108,000	131,750		↑ G	4,450		
				108,250	132,000		↓ G			
433811-00-1										1 pair
-25-1		PL	CU3	76,960	82,000	40,900	↑ L	2,485		
-50-1				76,980	82,022		↓ L			
433811-00-6										6 pairs
-25-6	1-6	PL	CU3	76,960	82,000	40,900	↑ L	2,485		
-50-6				76,980	82,022		↓ L			
433812-00-1										1 pair
-25-1		PL	CU3	76,960	82,000	40,900	↑ L	2,485		
-50-1				76,980	82,022		↓ L			
123,850 mm										28
MIDR 06.24.65 A/42 , MIDR 06.24.65 B/42 , MIDR 06.24.65 C/42 ,										
403828-00-6										7 pairs
		HL	CU3	122,370	114,209	31,800	↑ LO2G	4,040	4 pairs	
				122,403	114,234		↓ L			
		HL	CU3	122,370	114,209	31,800	↑ LO2G	4,040	1 pair	
				122,403	114,234		↓ L			
		HL	CU3	122,370	114,209	47,700	↑ LO2G	4,040	1 pair	
				122,403	114,234		↓ L			
		HL	CU3	122,370	114,209	47,700	↑ LO2G	4,040	1 pair	
				122,403	114,234		↓ L			
433829-00-6										6 pairs
	1-6	PL	CU2	87,097	82,474	40,250	↑ LO1G	2,250		
				87,147	82,499		↓ L			
131,000 mm										29
DXi 12										
405103-00-6										7 pairs
-25-6	1-7	HL	CU3	107,978	113,040	37,800	↑ LO1G	2,497		
-50-6				108,000	113,065		↓ L			
435111-00-6										6 pairs
-25-6	1-6	PL	CU3	91,978	96,835	49,100	↑ LO1	2,395		
-50-6				92,000	96,850		↓ LO1			
131,000 mm										30
DXi 13										
405103-00-6										7 pairs
-25-6	1-7	HL	CU3	107,978	113,040	37,800	↑ LO1G	2,497		
-50-6				108,000	113,065		↓ L			



135,000 mm							31		
MDS 06.35.40 A									
403809-00-6 7 pairs									
-25-6	2,3,5,6	HL	CU3	89,940	96,000	40,250	↑ L O2G	2,975	4 pairs
-50-6				89,960	96,027		↓ L		
-75-6									
-100-6	1,4,7	HL	CU3	89,940	96,000	63,620	↑ L O2G	2,975	3 pairs
				89,960	96,027		↓ L		
433809-00-1 1 pair									
-50-1		PL	CU3	83,960	90,000	45,000	↑ L O2	2,975	
				92,980	90,020		↓ L O2		
433817-00-1 1 pair									
-50-1		PL	CU2	83,960	90,000	40,000	↑ L	2,973	
				83,980	90,020		↓ L		
433817-00-6 6 pairs									
	1-6	PL	CU2	83,960	90,000	40,000	↑ L	2,973	
				83,980	90,020		↓ L		
443806-00-6 6 pairs									
	1-6	PB	CU2	55,000	60,000	46,000	↑ O2G	2,800	
				55,019	60,030		↓		
135,000 mm							32		
MIDR 06.35.40 C , MIDR 06.35.40 G , MIDR 06.35.40 H , MIDR 06.35.40 J/3 , MIDR 06.35.40 J1 , MIDR 06.35.40 L1 , MIDR 06.35.40 M3 , MIDR 06.35.40 N/3 , MIDR 06.35.40 P/41 , MIDR 06.35.40 , MIDS 06.35.40 D ,									
403809-00-6 7 pairs									
-25-6	2,3,5,6	HL	CU3	89,940	96,000	40,250	↑ L O2G	2,975	4 pairs
-50-6				89,960	96,027		↓ L		
-75-6									
-100-6	1,4,7	HL	CU3	89,940	96,000	63,620	↑ L O2G	2,975	3 pairs
				89,960	96,027		↓ L		
413809-00-2 2 pairs									
		AS	CU2	100,500	122,000		↑ G	2,940	
				100,500	122,000		↓ G		
433809-00-1 1 pair									
-50-1		PL	CU3	83,960	90,000	45,000	↑ L O2	2,975	
				92,980	90,020		↓ L O2		
433809-00-6 6 pairs									
-25-6	1-6	PL	CU3	83,960	90,000	45,000	↑ L O2	2,975	
-50-6				83,980	90,020		↓ L O2		
-75-6									
-100-6									
433817-00-1 1 pair									
-50-1		PL	CU2	83,960	90,000	40,000	↑ L	2,973	
				83,980	90,020		↓ L		
433817-00-6 6 pairs									
	1-6	PL	CU2	83,960	90,000	40,000	↑ L	2,973	
				83,980	90,020		↓ L		
443806-00-6 6 pairs									
	1-6	PB	CU2	55,000	60,000	46,000	↑ O2G	2,800	
				55,019	60,030		↓		



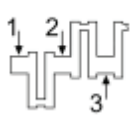
							
100 / METRO Schrägheck (XP) 114 D	TUD 3	10.92 - 12.94	1361	D	38 kW	1057	1
100 / METRO Schrägheck (XP) 115 D	TUD 5	12.94 - 12.98	1527	D	42 kW	1057	2
200 II Schrägheck (RF) 218 Td	XUD 7TE	03.98 - 11.00	1769	D	64 kW	1057	4
200 II Schrägheck (XW) 218 D	XUD9	09.91 - 10.95	1905	D	52 kW	1058	5
200 II Schrägheck (XW) 218 D	XUD9	09.91 - 09.92	1905	D	47 kW	1058	5
200 II Schrägheck (XW) 218 TD	XUD 7TE	09.91 - 10.95	1769	D	65 kW	1057	4
400 II (XW) 418 D	XUD9	09.91 - 04.95	1905	D	49 kW	1058	5
400 II (XW) 418 TD	XUD 7TE	09.91 - 04.95	1769	D	65 kW	1057	4
400 Tourer (XW) 1.8 TD	XUD 7TE	09.93 - 11.98	1769	D	65 kW	1057	4
75 (RJ) 2.0 CDT	204D2	02.99 - 05.05	1951	D	85 kW	1058	6
75 (RJ) 2.0 CDT	M 47 R	02.99 - 05.05	1951	D	85 kW	1058	6
75 (RJ) 2.0 CDTi	204D2	02.03 - 10.05	1951	D	96 kW	1058	6
75 I Tourer (RJ) 2.0 CDT	204D2	08.01 - 06.06	1951	D	85 kW	1058	6
75 I Tourer (RJ) 2.0 CDT	M 47 R	08.01 - 06.06	1951	D	85 kW	1058	6
75 I Tourer (RJ) 2.0 CDTi	204D2	02.03 - 05.05	1951	D	96 kW	1058	6

ROVER

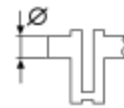


ENGINE	\varnothing		ccm	kW			1 POS
204D2	84,000	4	1951	85 - 96 kW	D	1058	6
25 6T (BMW)	80,000	6	2497	100 kW	D	1057	3
M 47 R	84,000	4	1951	85 kW	D	1058	6
TUD 3	75,000	4	1361	38 kW	D	1057	1

ENGINE	\varnothing		ccm	kW			1 POS
TUD 5	77,000	4	1527	42 kW	D	1057	2
XUD 7TE	80,000	4	1769	64 - 65 kW	D	1057	4
XUD9	83,000	4	1905	47 - 52 kW	D	1058	5



Type



75,000 mm

1

TUD 3

401106-00-4										5 pairs
-30-4	2,4	HL	AL	49,965	53,655	17,290	↑ LO2G	1,832		2 pairs
-50-4				49,981	53,674		↓ LO2G			
-80-4	1,3,5	HL	AL	49,965	53,655	17,290	↑ LO2	1,832		3 pairs
				49,981	53,674		↓ LO2			
411110-00-1										1 pair
-10-1	1	AS	AL	55,250	71,450		↑ L G	2,450		
-15-1				55,500	71,700		↓ L G			

77,000 mm

2

TUD 5

401102-00-4										5 pairs
-30-4	2,3,4	HL	AL	49,965	53,712	17,290	↑ LO2	1,854		3 pairs
-50-4				49,981	53,731		↓ LO2			
-80-4	1,5	HL	AL	49,965	53,712	17,290	↑ LO1G	1,854		2 pairs
				49,981	53,731		↓ LO1G			
411110-00-1										1 pair
-10-1	1	AS	AL	55,250	71,450		↑ L G	2,450		
-15-1				55,500	71,700		↓ L G			
431102-00-4										4 pairs
-30-4	1-4	PL	AL	44,975	48,655	17,400	↑ L	1,820		
-50-4				44,991	48,671		↓ L			
-80-4										
-100-4										
441101-00-4										4 pairs
	1-4	PB	CU2	23,000	25,200	19,900	↑ O1G	1,400		
				23,012	25,221		↓			

80,000 mm

3

25 6T (BMW)

400701-00-6 *										7 pairs
-25-6	1,2,3,4,5,7	HL	AL	59,971	65,000	20,000	↑ LO2G	2,498		6 pairs
-50-6				59,990	65,019		↓ L			
	6	FL	AL	59,971	65,000	24,940	↑ LO2G	2,498		1 pair
				59,990	65,019		↓ L			
430703-00-6										6 pairs
-25-6	1-6	PL	CU3	44,975	48,000	18,000	↑ L	1,497		
-50-6				44,991	48,016		↓ L			

80,000 mm

4

XUD 7TE

403701-00-4										5 pairs
-30-4	1-5	HL	AL	59,981	63,731	20,290	↑ LO1G	1,845		
-50-4				60,000	63,750		↓ L			
-80-4										
-100-4										
413701-00-2										2 pairs
-10-2	1-2	AS	AL	67,050	83,050		↑ L G	1,880		
-15-2				67,300	83,300		↓ L G			
433706-00-4										4 pairs
-30-4	1-4	PL	CU3	49,984	53,695	20,000	↑ L	1,838		
-50-4				50,000	53,708		↓ L			
-80-4										
443702-00-4										4 pairs
	1-4	PB	CU2	28,007	30,200	23,100	↑ O1G	1,500		
				28,020	30,221		↓			










83,000 mm		5
------------------	--	----------






<small>XUD9</small>									
403701-00-4									5 pairs
-30-4	1-5	HL	AL	59,981	63,731	20,290	↑ L O1G	1,845	
-50-4				60,000	63,750		↓ L		
-80-4									
-100-4									
411101-00-2									2 pairs
-10-2		AS	CU2	67,050	83,050		↑ L G	2,330	
-15-2				67,300	83,300		↓ G		
433701-00-4									4 pairs
-30-4	1-4	PL	AL	49,984	53,695	20,050	↑ L	1,830	
-50-4				50,000	53,708		↓ L		
-80-4									
-100-4									
443701-00-4									4 pairs
	1-4	PB	CU2	25,007	27,200	24,050	↑ O1G	1,440	
				25,020	27,221		↓		






84,000 mm		6
------------------	--	----------

<small>204D2 , M 47 R ,</small>									
400701-00-4 *									5 pairs
-25-4	1,2,4,5	HL	AL	59,971	65,000	20,000	↑ L O2G	2,498	4 pairs
-50-4				59,990	65,019		↓ L		
	3	FL	AL	59,971	65,000	24,940	↑ L O2G	2,498	1 pair
				59,990	65,019		↓ L		
430703-00-4									4 pairs
-25-4	1-4	PL	CU3	44,975	48,000	18,000	↑ L	1,497	
-50-4				44,991	48,016		↓ L		



							
9-3 (YS3D) 2.2 TiD	D223L	02.98 - 11.00	2171	D	85 kW	1061	6
9-3 (YS3D) 2.2 TiD	D223L	03.99 - 08.03	2171	D	92 kW	1061	6
9-3 (YS3D) 2.2 TiD	X 22 DTH	02.98 - 11.00	2171	D	85 kW	1061	6
9-3 (YS3F, E79, D79, D75) 1.8 i	Z 18 XE	01.04 - 02.15	1796	B	90 kW	1061	2
9-3 (YS3F, E79, D79, D75) 1.9 TTiD	A 19 DTR	12.07 - 02.15	1910	D	118 kW	1061	4
9-3 (YS3F, E79, D79, D75) 1.9 TTiD	A 19 DTR	12.07 - 02.15	1910	D	96 kW	1061	4
9-3 (YS3F, E79, D79, D75) 1.9 TTiD	A 19 DTR	12.07 - 02.15	1910	D	132 kW	1061	4
9-3 (YS3F, E79, D79, D75) 1.9 TiD	Z 19 DTH	09.04 - 02.15	1910	D	110 kW	1061	3
9-3 (YS3F, E79, D79, D75) 1.9 TiD	Z 19 DT	09.04 - 02.15	1910	D	88 kW	1061	3
9-3 (YS3F, E79, D79, D75) 2.2 TiD	D223L	09.02 - 02.15	2171	D	92 kW	1061	6
9-3 Cabriolet (YS3F) 1.8 i	Z 18 XE	01.04 - 02.15	1796	B	90 kW	1061	2
9-3 Cabriolet (YS3F) 1.9 TTiD	A 19 DTR	12.07 - 02.15	1910	D	118 kW	1061	4
9-3 Cabriolet (YS3F) 1.9 TTiD	A 19 DTR	12.07 - 02.15	1910	D	96 kW	1061	4
9-3 Cabriolet (YS3F) 1.9 TTiD	A 19 DTR	12.07 - 02.15	1910	D	132 kW	1061	4
9-3 Cabriolet (YS3F) 1.9 TiD	Z 19 DTH	01.06 - 02.15	1910	D	110 kW	1061	3
9-3 Cabriolet (YS3F) 1.9 TiD	Z 19 DT	09.04 - 02.15	1910	D	88 kW	1061	3
9-3 Kombi (E50) 1.8 i	Z 18 XE	03.05 - 02.15	1796	B	90 kW	1061	2
9-3 Kombi (E50) 1.9 TTiD	A 19 DTR	12.07 - 02.15	1910	D	96 kW	1061	4
9-3 Kombi (E50) 1.9 TTiD	A 19 DTR	12.07 - 02.15	1910	D	118 kW	1061	4
9-3 Kombi (E50) 1.9 TiD	Z 19 DTH	03.05 - 02.15	1910	D	110 kW	1061	3
9-3 Kombi (E50) 1.9 TiD	Z 19 DT	03.05 - 02.15	1910	D	88 kW	1061	3
9-3X (YS3) 1.9 TTiD AWD	A 19 DTR	02.09 - 12.12	1910	D	132 kW	1061	4
9-5 (YS3E) 1.9 TiD	Z 19 DTH	01.06 - 12.09	1910	D	110 kW	1061	3
9-5 (YS3E) 2.2 TiD	D223L	03.02 - 12.09	2171	D	88 kW	1061	6
9-5 (YS3G) 1.6 Turbo	A 16 LET	05.10 - 01.12	1598	B	132 kW	1061	1
9-5 (YS3G) 2.0 TTiD XWD	A 20 DTR	05.10 - 01.12	1956	D	140 kW	1061	5
9-5 (YS3G) 2.0 TTiD	A 20 DTR	05.10 - 01.12	1956	D	140 kW	1061	5
9-5 (YS3G) 2.0 TiD	A 20 DTH	05.10 - 01.12	1956	D	118 kW	1061	5
9-5 Kombi (YS3E) 1.9 TiD	Z 19 DTH	01.06 - 12.09	1910	D	110 kW	1061	3
9-5 Kombi (YS3E) 2.2 TiD	D223L	03.02 - 12.09	2171	D	88 kW	1061	6

			ccm	kW			1 POS
A 16 LET	79,000	4	1598	132 kW	B	1061	1
A 19 DTR	82,000	4	1910	96 - 132 kW	D	1061	4
A 20 DTH	83,000	4	1956	118 kW	D	1061	5
A 20 DTR	83,000	4	1956	140 kW	D	1061	5
D223L	84,000	4	2171	85 - 92 kW	D	1061	6
X 22 DTH	84,000	4	2171	85 kW	D	1061	6






			ccm	kW			1 POS
Y 22 DTH	84,000	4	2171	85 - 88 kW	D	1061	6
Z 18 XE	80,500	4	1796	90 kW	B	1061	2
Z 19 DTH	82,000	4	1910	110 - 129 kW	D	1061	3
Z 19 DTJ	82,000	4	1910	88 kW	D	1061	3
Z 19 DT	82,000	4	1910	88 kW	D	1061	3



79,000 mm										1
A 16 LET										
400301-00-4 *										5 pairs
-25-4	1,2,4,5	HL	AL	54,972	59,000	19,500	↑ LO1G	2,001	4 pairs	
-50-4				54,985	59,013		↓ LO1G			
-75-4										
-100-4	3	FL	AL	54,972	59,000	25,900	↑ LO1G	2,001	1 pair	
-125-4				54,985	59,013		↓ LO1G			
80,500 mm										2
Z 18 XE										
400301-00-4 *										5 pairs
-25-4	1,2,4,5	HL	AL	54,972	59,000	19,500	↑ LO1G	2,001	4 pairs	
-50-4				54,985	59,013		↓ LO1G			
-75-4										
-100-4	3	FL	AL	54,972	59,000	25,900	↑ LO1G	2,001	1 pair	
-125-4				54,985	59,013		↓ LO1G			
430302-00-4										4 pairs
-25-4	1-4	PL	AL	42,971	46,000	16,600	↑ LO1	1,497		
-50-4				42,987	46,012		↓ LO1			
-75-4										
-100-4										
-125-4										
82,000 mm										3
Z 19 DTH , Z 19 DTJ , Z 19 DT ,										
403507-00-4										5 pairs
	1-5	HL	CU3	59,986	63,705	20,750	↑ LO2G	1,844		
				60,000	63,718		↓ L			
403515-00-4										5 pairs
-25-4	1-5	HL	AL	59,986	63,705	20,750	↑ LO2G	1,844		
-50-4				60,000	63,718		↓ L			
412004-00-1										1 pair
-10-1	1	AS	AL	67,785	82,425		↑ G	2,485		
-15-1				68,040	85,677		↓ G			
82,000 mm										4
A 19 DTR										
403507-00-4										5 pairs
	1-5	HL	CU3	59,986	63,705	20,750	↑ LO2G	1,844		
				60,000	63,718		↓ L			
403515-00-4										5 pairs
-25-4	1-5	HL	AL	59,986	63,705	20,750	↑ LO2G	1,844		
-50-4				60,000	63,718		↓ L			
83,000 mm										5
A 20 DTH , A 20 DTR ,										
412004-00-1										1 pair
-10-1	1	AS	AL	67,785	82,425		↑ G	2,485		
-15-1				68,040	85,677		↓ G			
84,000 mm										6
D223L , X 22 DTH , Y 22 DTH ,										
403509-00-4 *										5 pairs
-25-4	1,2,4,5	HL	AL	67,980	72,000	19,500	↑ LO2G	1,995	4 pairs	
-50-4				67,996	72,013		↓ LO1G			
	3	FL	AL	67,980	72,000	25,840	↑ LO2G	1,995	1 pair	
				67,996	72,013		↓ LO1G			
433509-00-4										4 pairs
-25-4	1-4	PL	CU3	48,971	52,000	20,300	↑ L	1,500		
-50-4			↓ AL	48,990	52,012		↓ L			






SAME

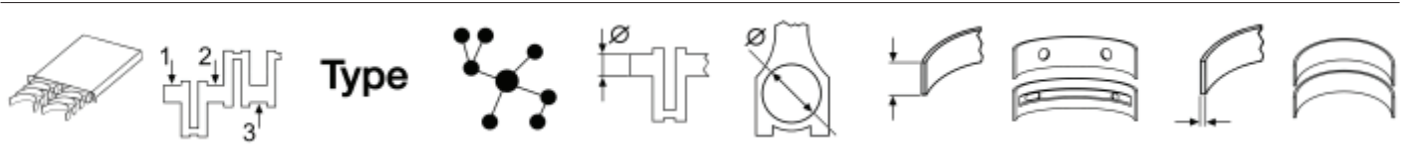


	 ENGINE	 ccm	 kW	 1 POS	
EXPLORER 100	TCD 2012 L4 2V	10.09	4038	D 73 kW	1064 1
EXPLORER 100	TCD 2012 L4 2V	10.09	4038	D 73 kW	1064 1
EXPLORER 110	TCD 2012 L4 2V	03.09 - 12.13	4038	D 80 kW	1064 1



SAME






 ENGINE			ccm	kW			1 POS
TCD 2012 L4 2V	101,000	4	4038	73 - 80 kW	D	1064	1








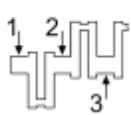
101,000 mm								1
TCD 2012 L4 2V								
401509-00-1								1 pair
	HL	AL	83,980 84,000	89,000 89,022	22,800	↑ L O1G ↓ L	2,485	
431509-00-1								1 pair
-25-1	PL	CU3	69,980 70,000	73,600 73,619	24,000	↑ L ↓ L	1,787	



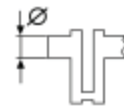
siehe Motorenliste
see engline list
voir la liste des moteurs
ver lista de motores
см. список двигателей
تاكړ حط ا قعوتق رظنا

			ccm	kW			1 POS
597.02	100,000	6	5278	93 kW	D	1067	2
597.03	100,000	6	5278	93 kW	D	1067	2
597.04	100,000	6	5278	93 kW	D	1067	2
712-01-01	98,000	4	3320	68 kW	D	1067	1
712-01-03	98,000	4	3320	54 kW	D	1067	1
712-01-04	98,000	4	3320	54 kW	D	1067	1
712.01	98,000	4	3320	63 - 65 kW	D	1067	1
712.03	98,000	4	3320	51 kW	D	1067	1

			ccm	kW			1 POS
712.04	98,000	4	3320	51 - 58 kW	D	1067	1
720-12	102,000	4	3595	65 kW	D	1067	3
720	102,000	4	3596	66 kW	D	1067	3
798-10	102,000	6	5490	111 kW	D	1067	4
798-11	102,000	6	5490	125 kW	D	1067	4
798-13	102,000	6	5490	111 kW	D	1067	4
798-40	102,000	6	5490	107 kW	D	1067	4



Type



98,000 mm

1

712-01-01, 712-01-03, 712-01-04, 712.01, 712.03, 712.04,

403827-00-4 **5 pairs**

-25-4	1,3,5	HL	AL	73,962	78,691	35,340	↑ LO1G	2,335	3 pairs
-50-4				73,975	79,710		↓ L		
-75-4	2,4	HL	AL	73,962	78,691	26,300	↑ LO1G	2,335	2 pairs
				73,975	78,710		↓ L		

433827-00-4 **4 pairs**

-25-4	1-4	PL	AL	60,261	63,995	30,380	↑ L	1,835	
-50-4				60,274	64,008		↓ L		
-75-4									

100,000 mm

2

597.02, 597.03, 597.04,

403813-00-6 **7 pairs**

-25-6	1-7	HL	CU2	70,002	74,000	29,000	↑ LO2G	1,960	
				70,021	74,018		↓ L		

102,000 mm

3

720-12, 720,

403827-00-4 **5 pairs**

-25-4	1,3,5	HL	AL	73,962	78,691	35,340	↑ LO1G	2,335	3 pairs
-50-4				73,975	79,710		↓ L		
-75-4	2,4	HL	AL	73,962	78,691	26,300	↑ LO1G	2,335	2 pairs
				73,975	78,710		↓ L		

433827-00-4 **4 pairs**

-25-4	1-4	PL	AL	60,261	63,995	30,380	↑ L	1,835	
-50-4				60,274	64,008		↓ L		
-75-4									






102,000 mm

4








798-10, 798-11, 798-13, 798-40,








403813-00-6 **7 pairs**






-25-6	1-7	HL	CU2	70,002	74,000	29,000	↑ LO2G	1,960	
				70,021	74,018		↓ L		






			ccm		kW		1 POS
2 - series 112 H/280	DS 11.14	01.81 - 12.86	11021	D	206 kW	1111	1
2 - series 112 H/280	DS 11.14	01.81 - 12.86	11021	D	206 kW	1111	1
2 - series 112 H/280	DS 11.14	01.81 - 12.86	11021	D	206 kW	1111	1
2 - series 112 H/280	DS 11.14	01.81 - 12.86	11021	D	206 kW	1111	1
2 - series 112 H/280	DS 11.14	01.81 - 12.86	11021	D	206 kW	1111	1
2 - series 112 H/280	DS 11.14	01.81 - 12.86	11021	D	206 kW	1111	1
2 - series 112 H/280	DS 11.14	01.81 - 12.86	11021	D	206 kW	1111	1
2 - series 112 H/280	DS 11.14	01.81 - 12.86	11021	D	206 kW	1111	1
2 - series 112 H/280	DS 11.14	01.81 - 12.86	11021	D	206 kW	1111	1
2 - series 112 H/280	DS 11.14	01.81 - 12.86	11021	D	206 kW	1111	1
2 - series 112 H/305	DS 11.15	01.81 - 08.91	11021	D	224 kW	1111	1
2 - series 112 H/305	DS 11.15	01.81 - 12.86	11021	D	224 kW	1111	1
2 - series 112 H/305	DS 11.15	01.81 - 12.86	11021	D	224 kW	1111	1
2 - series 112 H/305	DS 11.15	01.81 - 12.86	11021	D	224 kW	1111	1
2 - series 112 H/305	DS 11.15	01.81 - 12.86	11021	D	224 kW	1111	1
2 - series 112 H/305	DS 11.15	01.81 - 12.86	11021	D	224 kW	1111	1
2 - series 112 H/305	DS 11.15	01.81 - 12.86	11021	D	224 kW	1111	1
2 - series 112 H/305	DS 11.15	01.81 - 12.86	11021	D	224 kW	1111	1
2 - series 112 M/280	DS 11.14	04.84 - 05.87	11021	D	206 kW	1111	1
2 - series 112 M/280	DS 11.14	04.84 - 05.87	11021	D	206 kW	1111	1
2 - series 112 M/280	DS 11.14	04.81 - 05.87	11021	D	206 kW	1111	1
2 - series 112 M/280	DS 11.14	04.81 - 05.87	11021	D	206 kW	1111	1
2 - series 112 M/305	DS 11.15	01.81 - 12.86	11021	D	224 - 232 kW	1111	1
2 - series 112 M/305	DS 11.15	01.81 - 12.86	11021	D	224 - 232 kW	1111	1
2 - series 112 M/305	DS 11.15	01.81 - 12.86	11021	D	224 - 232 kW	1111	1
2 - series 112 M/305	DS 11.15	01.81 - 12.86	11021	D	224 - 232 kW	1111	1
2 - series 112 M/305	DS 11.15	04.84 - 05.84	11021	D	224 kW	1111	1
2 - series 112 M/305	DS 11.15	04.84 - 05.87	11021	D	224 kW	1111	1
2 - series 112 M/305	DS 11.15	04.81 - 05.87	11021	D	224 kW	1111	1
2 - series 112 M/305	DS 11.15	04.81 - 05.87	11021	D	224 kW	1111	1
2 - series 112 M/305	DS 11.15	04.81 - 05.87	11021	D	224 kW	1111	1
2 - series 112 M/315	DS 11.15	04.84 - 05.87	11021	D	232 kW	1111	1
2 - series T 112 H/205	DN 11.01	01.81 - 06.89	11021	D	149 kW	1111	1
2 - series T 112 H/205	DN 11.01	01.81 - 06.89	11021	D	149 kW	1111	1
2 - series T 112 M/205	DN 11.01	01.81 - 06.89	11021	D	149 kW	1111	1
2 - series T 112 M/205	DN 11.01	01.81 - 06.89	11021	D	149 kW	1111	1
3 - series bus 113	DSC 11.08	01.88 - 06.97	11021	D	228 kW	1111	1
3 - series bus 113	DSC 11.18	01.88 - 06.97	11021	D	267 kW	1111	1
3 - series bus 113	DSC 11.21	01.88	11021	D	235 kW	1111	1
3 - series bus 113	DSC 11.22	01.88	11021	D	280 kW	1111	1
3 - series bus 113	DSC 11.23	01.88 - 06.97	11021	D	266 kW	1111	1
3 - series bus 113	DSC 11.23	01.88 - 06.97	11021	D	266 kW	1111	1
3 - series bus 113	DSC 11.32	01.88	11021	D	235 kW	1111	1
3 - series bus 113	DSC 11.36	01.88 - 06.97	11021	D	267 kW	1111	1
3 - series bus 113	DSC 11.70	01.88	11021	D	280 kW	1111	1
3 - series bus 113	DSC 11.81	01.88 - 06.97	11021	D	305 kW	1111	1
3 - series bus F 113	DC 11.07	01.91 - 12.98	10641	D	235 - 237 kW	1111	3
3 - series bus K 113 CLB	DSC 11.22	07.90 - 12.96	11021	D	280 kW	1111	1
3 - series bus K 113 CLB	DSC 11.81	01.91 - 12.97	11021	D	305 kW	1111	1
3 - series bus K 113	DS 11.34	11.90	11021	D	228 kW	1111	1
3 - series bus K 113	DS 11.73	11.90	11021	D	228 kW	1111	1
3 - series bus K 113	DSC 11.08	11.90	11021	D	228 kW	1111	1
3 - series bus K 113	DSC 11.36	03.91 - 08.99	11021	D	265 kW	1111	1
3 - series bus L 113 CLB	DS 11.34	01.90 - 12.96	11021	D	228 kW	1111	1
3 - series bus L 113 CLB	DSC 11.08	01.90 - 12.96	11021	D	228 kW	1111	1
3 - series bus L 113 CLB	DSC 11.24	11.93 - 12.96	11021	D	191 kW	1111	1
3 - series 113 E/310	DS 11.34	01.88 - 12.96	11021	D	228 kW	1111	1
3 - series 113 E/310	DS 11.75	01.88 - 12.96	11021	D	228 kW	1111	1
3 - series 113 E/310	DSC 11.08	01.88 - 12.96	11021	D	228 kW	1111	1
3 - series 113 E/320	DSC 11.16	11.91 - 12.96	11021	D	235 - 239 kW	1111	1
3 - series 113 E/320	DSC 11.16	11.91 - 12.96	11021	D	235 - 239 kW	1111	1
3 - series 113 E/320	DSC 11.16	11.91 - 12.96	11021	D	235 - 239 kW	1111	1
3 - series 113 E/320	DSC 11.16	11.91 - 12.96	11021	D	235 - 239 kW	1111	1



							
4 - series T 124 G/420	DSC 12.05	09.97 - 04.08	11705	D	309 kW	1111	3
4 - series T 124 G/420	DSC 12.05	09.97 - 04.08	11705	D	309 kW	1111	3
4 - series T 124 G/420	DSC 12.05	09.97 - 04.08	11705	D	309 kW	1111	3
4 - series T 124 G/420	DSC 12.05	05.96 - 04.08	11705	D	309 kW	1111	3
4 - series T 124 G/420	DSC 12.05	05.96 - 04.08	11705	D	309 kW	1111	3
4 - series T 124 L/360	DSC 12.02	02.97 - 04.08	11705	D	265 kW	1111	3
4 - series T 124 L/360	DSC 12.02	05.95 - 04.08	11705	D	265 kW	1111	3
4 - series T 124 L/360	DSC 12.02	09.95 - 04.08	11705	D	265 kW	1111	3
4 - series T 124 L/400	DSC 12.01	02.97 - 04.08	11705	D	294 kW	1111	3
4 - series T 124 L/400	DSC 12.01	05.96 - 04.08	11705	D	294 kW	1111	3
4 - series T 124 L/400	DSC 12.01	05.96 - 04.08	11705	D	294 kW	1111	3
4 - series T 124 L/420	DC 12.01	05.96 - 04.08	11705	D	309 kW	1111	3
4 - series T 124 L/420	DC 12.01	09.97 - 04.08	11705	D	309 kW	1111	3
4 - series T 124 L/420	DC 12.01	09.97 - 04.08	11705	D	309 kW	1111	3
4 - series T 124 L/420	DC 12.01	05.96 - 04.08	11705	D	309 kW	1111	3
4 - series T 124 L/420	DC 12.03	05.96 - 04.08	11705	D	309 kW	1111	3
4 - series T 124 L/420	DSC 12.05	05.96 - 04.08	11705	D	309 kW	1111	3
4 - series T 124 L/420	DSC 12.05	09.97 - 04.08	11705	D	309 kW	1111	3
4 - series T 124 L/420	DSC 12.05	05.96 - 04.08	11705	D	309 kW	1111	3
4 - series T 124 L/470	DT 12.02	01.01 - 04.08	11705	D	345 kW	1111	3
4 - series T 124 L/470	DT 12.02	01.00 - 04.08	11705	D	345 - 346 kW	1111	3
F - series 360	DC 13.114	09.15	12742	D	265 kW	1112	6
INTERLINK HD 410, LD 410, MD 410	DC 13.115	10.15	12742	D	301 - 302 kW	1112	6
INTERLINK HD 410, LD 410, MD 410	DC 13.115	10.15	12742	D	301 - 302 kW	1112	6
INTERLINK HD 450, LD 450, MD 450	DC 13.124	10.15	12742	D	331 kW	1112	6
INTERLINK HD 450, LD 450, MD 450	DC 13.124	10.15	12742	D	331 kW	1112	6
INTERLINK HD 490, LD 490, MD 490	DC 13.125	10.15	12742	D	360 kW	1112	6
INTERLINK HD 490, LD 490, MD 490	DC 13.125	10.15	12742	D	360 kW	1112	6
IRIZAR CENTURY 380	DC 12.13	09.06	11705	D	279 - 280 kW	1111	3
IRIZAR CENTURY 380	DC 12.13	09.06	11705	D	279 - 280 kW	1111	3
IRIZAR CENTURY 400	DC 13.05	07.09	12742	D	294 kW	1112	6
IRIZAR CENTURY 400	DC 13.05	07.09	12742	D	294 kW	1112	6
IRIZAR CENTURY 420	DC 12.12	09.06	11705	D	309 kW	1111	3
IRIZAR CENTURY 420	DC 12.12	09.06	11705	D	309 kW	1111	3
IRIZAR CENTURY 470	DT 12.03	09.06	11705	D	345 - 346 kW	1111	3
IRIZAR CENTURY 470	DT 12.03	09.06	11705	D	345 - 346 kW	1111	3
IRIZAR CENTURY 480	DT 12.17	07.08	11705	D	353 kW	1111	3
IRIZAR CENTURY 480	DT 12.17	07.08	11705	D	353 kW	1111	3
IRIZAR PB 12.92, 13.87, 15.37	DC 13.05	03.06	12742	D	294 kW	1112	6
IRIZAR PB 12.92, 13.87, 15.37	DC 13.07	03.06	12742	D	353 kW	1112	6
IRIZAR PB 12.92, 13.87, 15.37	DC 13.10	03.06	12742	D	324 kW	1112	6
IRIZAR PB 13119	DC 13.05	03.06	12742	D	294 kW	1112	6
IRIZAR PB 13119	DC 13.07	03.06	12742	D	353 kW	1112	6
IRIZAR PB 13119	DC 13.10	03.06	12742	D	324 kW	1112	6
IRIZAR PB 13850	DC 13.05	03.06	12742	D	294 kW	1112	6
IRIZAR PB 13850	DC 13.07	03.06	12742	D	353 kW	1112	6
IRIZAR PB 13850	DC 13.10	03.06	12742	D	324 kW	1112	6
IRIZAR PB 420	DC 12.12	09.06	11705	D	309 kW	1111	3
IRIZAR PB 420	DC 12.12	09.06	11705	D	309 kW	1111	3
IRIZAR PB 470	DT 12.03	09.06	11705	D	345 - 346 kW	1111	3
IRIZAR PB 470	DT 12.03	09.06	11705	D	345 - 346 kW	1111	3
IRIZAR PB 480	DT 12.17	07.08	11705	D	353 kW	1111	3
IRIZAR PB 480	DT 12.17	07.08	11705	D	353 kW	1111	3
K - series bus K 124 IB	DSC 12.02	01.01	11705	D	265 kW	1111	3
K - series bus K 320, K 380 IB	DC 12.17	03.10	11705	D	279 - 280 kW	1111	3
K - series bus K 340 UB	DC 12.10	10.06	11705	D	250 kW	1111	3
K - series bus K 340, K 340 IB	DC 11.08	03.10	10641	D	250 kW	1111	3
K - series bus K 340	DC 12.10	03.06	11705	D	250 kW	1111	3
K - series bus K 360 IB	DC 13.108	03.12	12742	D	265 kW	1112	6
K - series bus K 360 IB	DC 13.114	03.12	12742	D	265 kW	1112	6
K - series bus K 360 IB	DC 13.114	09.12	12742	D	265 kW	1112	6









						
		ccm				
K - series bus K 380 EB	DC 12.13	02.08	11705	D	279 - 280 kW	1111 3
K - series bus K 380, K 380 IB	DC 12.17	06.07 - 08.13	11705	D	279 - 280 kW	1111 3
K - series bus K 380	DC 12.17	12.10	11705	D	279 - 280 kW	1111 3
K - series bus K 380	DC 12.17	12.10	11705	D	279 - 280 kW	1111 3
K - series bus K 400 EB, K 400 IB	DC 13.05	10.09	12742	D	294 kW	1112 6
K - series bus K 400 IB	DC 13.05	09.09	12742	D	294 kW	1112 6
K - series bus K 400 IB	DC 13.05	01.10	12742	D	294 kW	1112 6
K - series bus K 400 IB	DC 13.113	09.09	12742	D	294 kW	1112 6
K - series bus K 400 IB	DC 13.113	01.10	12742	D	294 kW	1112 6
K - series bus K 400 IB	DC 13.113	04.12	12742	D	294 kW	1112 6
K - series bus K 410 EB	DC 13.107	03.12	12742	D	301 - 302 kW	1112 6
K - series bus K 410 IB	DC 13.107	03.12	12742	D	301 - 302 kW	1112 6
K - series bus K 420 EB	DT 12.12	02.08	11705	D	309 kW	1111 3
K - series bus K 420 IB	DC 12.06	06.07 - 08.13	11705	D	309 - 310 kW	1111 3
K - series bus K 420, K 420 IB	DC 12.01	06.07 - 08.13	11705	D	309 - 310 kW	1111 3
K - series bus K 420, K 420 IB	DC 12.06	06.07 - 08.13	11705	D	309 - 310 kW	1111 3
K - series bus K 420	DC 12.06	12.10	11705	D	309 - 310 kW	1111 3
K - series bus K 420	DC 12.06	03.06	11705	D	309 kW	1111 3
K - series bus K 420	DC 12.15	03.06	11705	D	309 kW	1111 3
K - series bus K 420	DT 12.12	03.06	11705	D	309 kW	1111 3
K - series bus K 440 EB, K 440 IB	DC 13.10	10.09	12742	D	323 - 324 kW	1112 6
K - series bus K 440 EB, K 440 IB	DC 13.10	10.09	12742	D	323 - 324 kW	1112 6
K - series bus K 440 IB	DC 13.112	09.12	12742	D	323 - 324 kW	1112 6
K - series bus K 440 IB	DC 13.112	04.12	12742	D	323 - 324 kW	1112 6
K - series bus K 450 EB	DC 13.124	09.12	12742	D	331 kW	1112 6
K - series bus K 470	DT 12.03	03.06	11705	D	345 kW	1111 3
K - series bus K 480 EB, K 480 IB	DC 13.07	10.09	12742	D	353 kW	1112 6
K - series bus K 480 EB, K 480 IB	DC 13.07	10.09	12742	D	353 kW	1112 6
K - series bus K 480 EB	DT 12.17	02.08	11705	D	353 kW	1111 3
K - series bus K 480	DT 12.17	03.06	11705	D	353 kW	1111 3
K - series K 360 EB	DC 13.104	03.06	12742	D	265 kW	1112 6
K - series K 360 EB	DC 13.108	03.06	12742	D	265 kW	1112 6
K - series K 360 EB	DC 13.114	03.06	12742	D	265 kW	1112 6
K - series K 360 IB	DC 13.104	03.06	12742	D	265 kW	1112 6
K - series K 360 IB	DC 13.108	01.06	12742	D	265 kW	1112 6
K - series K 360 IB	DC 13.108	01.06	12742	D	265 kW	1112 6
K - series K 360 IB	DC 13.108	03.06	12742	D	265 kW	1112 6
K - series K 360 IB	DC 13.114	01.06	12742	D	265 kW	1112 6
K - series K 360 IB	DC 13.114	01.06	12742	D	265 kW	1112 6
K - series K 360 IB	DC 13.114	03.06	12742	D	265 kW	1112 6
K - series K 360 IB	DC 13.114	03.06	12742	D	265 kW	1112 6
K - series K 360 IB	DC 13.114	03.06	12742	D	265 kW	1112 6
K - series K 360 UB	DC 13.104	03.06	12742	D	265 kW	1112 6
K - series K 360 UB	DC 13.108	03.06	12742	D	265 kW	1112 6
K - series K 360 UB	DC 13.114	03.06	12742	D	265 kW	1112 6
K - series K 400 IB	DC 13.113	01.06	12742	D	294 kW	1112 6
K - series K 400 IB	DC 13.113	01.06	12742	D	294 kW	1112 6
K - series K 400 IB	DC 13.113	01.06	12742	D	294 kW	1112 6
K - series K 410 IB	DC 13.107	01.06	12742	D	301 kW	1112 6
K - series K 410 IB	DC 13.107	01.06	12742	D	301 kW	1112 6
K - series K 440 IB	DC 13.112	01.06	12742	D	324 kW	1112 6
K - series K 440 IB	DC 13.112	01.06	12742	D	324 kW	1112 6
L,P,G,R,S - series G370	DC 13.149	06.17	12742	D	272 kW	1112 6
L,P,G,R,S - series G370	DC 13.149	06.17	12742	D	272 kW	1112 6
L,P,G,R,S - series G370	DC 13.149	06.17	12742	D	272 kW	1112 6
L,P,G,R,S - series G370	DC 13.149	06.17	12742	D	272 kW	1112 6
L,P,G,R,S - series G370	DC 13.149	06.17	12742	D	272 kW	1112 6
L,P,G,R,S - series G370	DC 13.149	06.17	12742	D	272 kW	1112 6
L,P,G,R,S - series G370	DC 13.149	06.17	12742	D	272 kW	1112 6
L,P,G,R,S - series G370	DC 13.149	06.17	12742	D	272 kW	1112 6
L,P,G,R,S - series G370	DC 13.149	06.17	12742	D	272 kW	1112 6
L,P,G,R,S - series G370	DC 13.149	06.17	12742	D	272 kW	1112 6
L,P,G,R,S - series G370	DC 13.149	06.17	12742	D	272 kW	1112 6
L,P,G,R,S - series G370	DC 13.149	06.17	12742	D	272 kW	1112 6

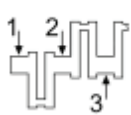
			ccm		kW		1 POS
P,G,R,T - series P420	DT 12.14	06.04	11705	D	309 kW	1111	3
P,G,R,T - series R 340	DC 11.08	03.04	10641	D	250 kW	1111	3
P,G,R,T - series R 340	DC 12.10	08.06	11705	D	250 kW	1111	3
P,G,R,T - series R 340	DC 12.10	09.05	11705	D	250 kW	1111	3
P,G,R,T - series R 340	DC 12.26	09.05	11705	D	250 kW	1111	3
P,G,R,T - series R 360	DC 13.06	04.10	12742	D	265 kW	1112	6
P,G,R,T - series R 360	DC 13.06	09.07	12742	D	265 kW	1112	6
P,G,R,T - series R 370	DC 13.116	09.12	12742	D	272 kW	1112	6
P,G,R,T - series R 370	DC 13.116	09.12	12742	D	272 kW	1112	6
P,G,R,T - series R 370	DC 13.116	09.12	12742	D	272 kW	1112	6
P,G,R,T - series R 370	DC 13.116	09.12	12742	D	272 kW	1112	6
P,G,R,T - series R 380	DC 11.09	03.04	10641	D	279 kW	1111	3
P,G,R,T - series R 380	DC 11.09	09.04	10641	D	279 kW	1111	3
P,G,R,T - series R 380	DC 11.09	04.04	10641	D	279 - 280 kW	1111	3
P,G,R,T - series R 380	DC 11.09	06.04	10641	D	279 - 280 kW	1111	3
P,G,R,T - series R 380	DC 12.13	04.04	11705	D	280 kW	1111	3
P,G,R,T - series R 380	DC 12.13	04.10	11705	D	280 kW	1111	3
P,G,R,T - series R 380	DC 12.13	06.04	11705	D	279 kW	1111	3
P,G,R,T - series R 380	DC 12.13	06.04	11705	D	280 kW	1111	3
P,G,R,T - series R 380	DC 12.17	06.04	11705	D	279 kW	1111	3
P,G,R,T - series R 380	DC 12.17	06.04	11705	D	280 kW	1111	3
P,G,R,T - series R 380	DC 12.18	04.04	11705	D	280 kW	1111	3
P,G,R,T - series R 380	DC 12.18	04.10	11705	D	280 kW	1111	3
P,G,R,T - series R 380	DC 12.18	06.04	11705	D	279 kW	1111	3
P,G,R,T - series R 380	DC 12.18	06.04	11705	D	280 kW	1111	3
P,G,R,T - series R 380	DC 12.24	06.04	11705	D	279 kW	1111	3
P,G,R,T - series R 380	DC 12.24	06.04	11705	D	280 kW	1111	3
P,G,R,T - series R 400	DC 13.05	04.10	12742	D	294 kW	1112	6
P,G,R,T - series R 400	DC 13.05	09.07	12742	D	294 kW	1112	6
P,G,R,T - series R 400	DC 13.113	04.10	12742	D	294 kW	1112	6
P,G,R,T - series R 400	DC 13.113	09.07	12742	D	294 kW	1112	6
P,G,R,T - series R 410	DC 13.115	09.12	12742	D	302 kW	1112	6
P,G,R,T - series R 410	DC 13.115	09.12	12742	D	302 kW	1112	6
P,G,R,T - series R 410	DC 13.115	09.12	12742	D	302 kW	1112	6
P,G,R,T - series R 420	DC 12.06	06.04	11705	D	309 kW	1111	3
P,G,R,T - series R 420	DC 12.14	03.04	11705	D	309 kW	1111	3
P,G,R,T - series R 420	DC 12.14	03.04	11705	D	309 kW	1111	3
P,G,R,T - series R 420	DC 12.14	11.04	11705	D	309 kW	1111	3
P,G,R,T - series R 420	DC 12.14	06.04	11705	D	309 kW	1111	3
P,G,R,T - series R 420	DC 12.15	03.04	11705	D	309 kW	1111	3
P,G,R,T - series R 420	DC 12.15	03.04	11705	D	309 kW	1111	3
P,G,R,T - series R 420	DC 12.15	06.04	11705	D	309 kW	1111	3
P,G,R,T - series R 420	DC 12.22	03.04	11705	D	309 kW	1111	3
P,G,R,T - series R 420	DC 12.22	03.04	11705	D	309 kW	1111	3
P,G,R,T - series R 420	DC 12.22	06.04	11705	D	309 kW	1111	3
P,G,R,T - series R 420	DC 12.23	06.04	11705	D	309 kW	1111	3
P,G,R,T - series R 420	DC 13.11	09.07	12742	D	309 - 313 kW	1112	6
P,G,R,T - series R 420	DT 12.11	03.04	11705	D	309 kW	1111	3
P,G,R,T - series R 420	DT 12.11	03.04	11705	D	309 kW	1111	3
P,G,R,T - series R 420	DT 12.11	03.04	11705	D	309 kW	1111	3
P,G,R,T - series R 420	DT 12.11	06.04	11705	D	309 kW	1111	3
P,G,R,T - series R 420	DT 12.12	03.04	11705	D	309 kW	1111	3
P,G,R,T - series R 420	DT 12.12	03.04	11705	D	309 kW	1111	3
P,G,R,T - series R 420	DT 12.12	06.04	11705	D	309 kW	1111	3
P,G,R,T - series R 420	DT 12.14	06.04	11705	D	309 kW	1111	3
P,G,R,T - series R 440	DC 13.109	04.10	12742	D	324 kW	1112	6
P,G,R,T - series R 440	DC 13.109	04.10	12742	D	324 kW	1112	6
P,G,R,T - series R 440	DC 13.109	01.12	12742	D	324 kW	1112	6
P,G,R,T - series R 440	DC 13.109	09.07	12742	D	324 kW	1112	6
P,G,R,T - series R 440	DC 13.10	04.10	12742	D	324 kW	1112	6
P,G,R,T - series R 440	DC 13.10	04.10	12742	D	324 kW	1112	6
P,G,R,T - series R 440	DC 13.10	04.10	12742	D	324 kW	1112	6

			ccm		kW		1 POS
P,G,R,T - series R 480	DT 12.17	04.04	11705	D	353 kW	1111	3
P,G,R,T - series R 480	DT 12.17	04.04	11705	D	353 - 354 kW	1111	3
P,G,R,T - series R 480	DT 12.17	04.04	11705	D	353 kW	1111	3
P,G,R,T - series R 480	DT 12.17	04.10	11705	D	353 kW	1111	3
P,G,R,T - series R 480	DT 12.17	09.05	11705	D	353 kW	1111	3
P,G,R,T - series R 490	DC 13.125	09.12	12742	D	360 kW	1112	6
P,G,R,T - series R 490	DC 13.125	09.12	12742	D	360 kW	1112	6
P,G,R,T - series R 490	DC 13.125	09.12	12742	D	360 kW	1112	6
P,G,R,T - series T 420	DC 12.06	06.04	11705	D	309 kW	1111	3
P,G,R,T - series T 420	DC 12.14	06.04	11705	D	309 kW	1111	3
P,G,R,T - series T 420	DC 12.15	06.04	11705	D	309 kW	1111	3
P,G,R,T - series T 420	DC 12.22	06.04	11705	D	309 kW	1111	3
P,G,R,T - series T 420	DC 12.23	06.04	11705	D	309 kW	1111	3
P,G,R,T - series T 420	DT 12.11	06.04	11705	D	309 kW	1111	3
P,G,R,T - series T 420	DT 12.12	06.04	11705	D	309 kW	1111	3
P,G,R,T - series T 420	DT 12.14	06.04	11705	D	309 kW	1111	3
P,G,R,T - series T 470	DT 12.03	06.04	11705	D	345 kW	1111	3
P,G,R,T - series T 470	DT 12.06	09.04 - 10.05	11705	D	345 kW	1111	3
P,G,R,T - series T 470	DT 12.06	06.04	11705	D	345 kW	1111	3
TOURING HD 121	DC 13.115	11.14	12742	D	301 - 302 kW	1112	6
TOURING HD 121	DC 13.115	11.14	12742	D	301 - 302 kW	1112	6
TOURING HD 121	DC 13.124	11.14	12742	D	331 kW	1112	6
TOURING HD 121	DC 13.125	11.14	12742	D	360 kW	1112	6
TOURING HD 121	DC 13.155	10.17	12742	D	368 kW	1112	6

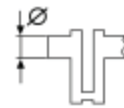


ENGINE	ccm	kW	1 POS	ENGINE	ccm	kW	1 POS
D 10-R 01	127,000	6	10261	121 - 151 kW	D	1111	1
D 11 R 23	127,000	6	11021	143 kW	D	1111	1
D 11	127,000	6	11021	140 - 149 kW	D	1111	1
DC 11.01	127,000	6	10641	250 kW	D	1111	2
DC 11.02	127,000	6	10641	279 kW	D	1111	3
DC 11.03	127,000	6	10641	250 kW	D	1111	3
DC 11.04	127,000	6	10641	279 kW	D	1111	3
DC 11.06	127,000	6	10641	250 kW	D	1111	3
DC 11.07	127,000	6	10641	242 - 243 kW	D	1111	3
DC 11.08	127,000	6	10641	250 kW	D	1111	3
DC 11.09	127,000	6	10641	279 kW	D	1111	3
DC 12.01	127,000	6	11705	309 kW	D	1111	3
DC 12.02	127,000	6	11705	294 kW	D	1111	3
DC 12.03	127,000	6	11705	308 kW	D	1111	3
DC 12.06	127,000	6	11705	309 kW	D	1111	3
DC 12.07	127,000	6	11705	279 - 280 kW	D	1111	4
DC 12.09	127,000	6	11705	309 kW	D	1111	3
DC 12.10	127,000	6	11705	250 kW	D	1111	3
DC 12.12	127,000	6	11705	309 kW	D	1111	3
DC 12.13	127,000	6	11705	279 - 280 kW	D	1111	3
DC 12.14	127,000	6	11705	309 kW	D	1111	3
DC 12.15	127,000	6	11705	309 kW	D	1111	3
DC 12.17	127,000	6	11705	279 kW	D	1111	3
DC 12.18	127,000	6	11705	279 kW	D	1111	3
DC 12.22	127,000	6	11705	309 kW	D	1111	3
DC 12.23	127,000	6	11705	309 kW	D	1111	3
DC 12.24	127,000	6	11705	279 - 280 kW	D	1111	3
DC 12.26	127,000	6	11705	250 kW	D	1111	3
DC 12.45A	127,000	6	11705	420 kW	D	1111	4
DC 12.50A	127,000	6	11705	272 kW	D	1111	4
DC 12.52A	127,000	6	11705	337 kW	D	1111	4
DC 12.55A	127,000	6	11705	294 kW	D	1111	4
DC 12.58A	127,000	6	11705	257 kW	D	1111	4
DC 13.05	130,000	6	12742	294 kW	D	1112	6
DC 13.06	130,000	6	12742	265 kW	D	1112	6
DC 13.07	130,000	6	12742	353 kW	D	1112	6
DC 13.08	130,000	6	12742	346 kW	D	1112	6
DC 13.101	130,000	6	12742	353 kW	D	1112	6
DC 13.102	130,000	6	12742	324 kW	D	1112	6
DC 13.103	130,000	6	12742	294 kW	D	1112	6
DC 13.104	130,000	6	12742	265 kW	D	1112	6
DC 13.106	130,000	6	12742	338 kW	D	1112	6
DC 13.107	130,000	6	12742	301 kW	D	1112	6
DC 13.108	130,000	6	12742	265 kW	D	1112	6
DC 13.109	130,000	6	12742	324 kW	D	1112	6
DC 13.10	130,000	6	12742	324 kW	D	1112	6
DC 13.110	130,000	6	12742	353 kW	D	1112	6
DC 13.111	130,000	6	12742	353 kW	D	1112	6
DC 13.112	130,000	6	12742	324 kW	D	1112	6
DC 13.113	130,000	6	12742	294 kW	D	1112	6
DC 13.114	130,000	6	12742	265 kW	D	1112	6
DC 13.115	130,000	6	12742	301 - 302 kW	D	1112	6
DC 13.116	130,000	6	12742	272 kW	D	1112	6
DC 13.119	130,000	6	12742	404 - 405 kW	D	1112	7
DC 13.11	130,000	6	12742	309 kW	D	1112	6
DC 13.120	130,000	6	12742	294 kW	D	1112	6
DC 13.121	130,000	6	12742	324 - 324 kW	D	1112	6
DC 13.124	130,000	6	12742	331 kW	D	1112	6
DC 13.125	130,000	6	12742	360 kW	D	1112	6
DC 13.141	130,000	6	12742	302 kW	D	1112	6
DC 13.147	130,000	6	12742	331 kW	D	1112	6
DC 13.148	130,000	6	12742	331 kW	D	1112	6
DC 13.149	130,000	6	12742	272 kW	D	1112	6
DC 13.155	130,000	6	12742	368 kW	D	1112	6
DN 11.01 B10	127,000	6	11021	155 kW	D	1111	1
DN 11.01 C 09	127,000	6	11021	158 kW	D	1111	1
DN 11.01	127,000	6	11021	149 - 153 kW	D	1111	1
DN 11.04 B10	127,000	6	11021	155 kW	D	1111	1
DN 11.04 C 01	127,000	6	11021	158 kW	D	1111	1
DN 11.06 B	127,000	6	11021	143 kW	D	1111	1
DN 11.06 C	127,000	6	11021	143 - 149 kW	D	1111	1
DN 11.06	127,000	6	11021	134 kW	D	1111	1
DN 11.07	127,000	6	11021	139 kW	D	1111	1
DN 11.08 B01	127,000	6	11021	149 kW	D	1111	1
DN 11.08	127,000	6	11021	150 kW	D	1111	1
DS 11.01 B 06	127,000	6	11021	202 kW	D	1111	1
DS 11.01	127,000	6	11021	184 - 202 kW	D	1111	1
DS 11.02	127,000	6	11021	206 - 245 kW	D	1111	1
DS 11.10	127,000	6	11021	265 kW	D	1111	1
DS 11.14	127,000	6	11021	206 - 245 kW	D	1111	1
DS 11.15 B	127,000	6	11021	224 kW	D	1111	1
DS 11.15	127,000	6	11021	224 - 245 kW	D	1111	1
DS 11.18	127,000	6	11021	254 kW	D	1111	1
DS 11.22	127,000	6	11021	280 kW	D	1111	1
DS 11.23	127,000	6	11021	266 kW	D	1111	1
DS 11.25	127,000	6	11021	185 - 189 kW	D	1111	1
DS 11.34 BO 6	127,000	6	11021	230 kW	D	1111	1
DS 11.34 B	127,000	6	11021	228 kW	D	1111	1
DS 11.34 C	127,000	6	11021	228 kW	D	1111	1
DS 11.34	127,000	6	11021	228 kW	D	1111	1
DS 11.71 C	127,000	6	11021	189 kW	D	1111	1
DS 11.71	127,000	6	11021	189 kW	D	1111	1
DS 11.72	127,000	6	11021	230 kW	D	1111	1
DS 11.73 B	127,000	6	11021	230 kW	D	1111	1
DS 11.73	127,000	6	11021	228 - 230 kW	D	1111	1
DS 11.74 C	127,000	6	11021	189 kW	D	1111	1
DS 11.74	127,000	6	11021	194 kW	D	1111	1
DS 11.75	127,000	6	11021	228 - 230 kW	D	1111	1
DS 11.76	127,000	6	11021	190 kW	D	1111	1
DS 11.77	127,000	6	11021	224 kW	D	1111	5
DS 11.78	127,000	6	11021	162 kW	D	1111	1
DS 11	127,000	6	11021	184 - 202 kW	D	1111	1
DSC 11.01 B	127,000	6	11021	254 kW	D	1111	1
DSC 11.01	127,000	6	11021	230 kW	D	1111	1
DSC 11.02	127,000	6	11021	267 kW	D	1111	1
DSC 11.03	127,000	6	11021	254 kW	D	1111	1
DSC 11.04 C	127,000	6	11021	189 kW	D	1111	1
DSC 11.04	127,000	6	11021	189 - 245 kW	D	1111	1
DSC 11.06	127,000	6	11021	229 kW	D	1111	1
DSC 11.07	127,000	6	11021	250 kW	D	1111	1
DSC 11.08 B	127,000	6	11021	228 kW	D	1111	1
DSC 11.08 C	127,000	6	11021	228 kW	D	1111	1
DSC 11.08	127,000	6	11021	228 - 280 kW	D	1111	1
DSC 11.10	127,000	6	11021	250 kW	D	1111	1
DSC 11.12	127,000	6	11021	254 kW	D	1111	1
DSC 11.13 B	127,000	6	11021	267 kW	D	1111	1
DSC 11.13	127,000	6	11021	267 kW	D	1111	1
DSC 11.16 B	127,000	6	11021	239 kW	D	1111	1
DSC 11.16	127,000	6	11021	239 kW	D	1111	1
DSC 11.17 B	127,000	6	11021	235 kW	D	1111	1
DSC 11.17	127,000	6	11021	235 - 237 kW	D	1111	1
DSC 11.18 BO 1	127,000	6	11021	265 kW	D	1111	1
DSC 11.18 B	127,000	6	11021	267 kW	D	1111	1
DSC 11.18 L01	127,000	6	11021	267 kW	D	1111	1

ENGINE			ccm	kW			1 POS	ENGINE			ccm	kW			1 POS
DSC 11.18	127,000	6	11021	267 kW	D	1111	1	DSC 12.01	127,000	6	11705	294 kW	D	1111	3
DSC 11.21	127,000	6	11021	235 - 266 kW	D	1111	1	DSC 12.02	127,000	6	11705	265 kW	D	1111	3
DSC 11.22	127,000	6	11021	280 kW	D	1111	1	DSC 12.03	127,000	6	11705	265 - 325 kW	D	1111	3
DSC 11.23	127,000	6	11021	266 kW	D	1111	1	DSC 12.05	127,000	6	11705	309 kW	D	1111	3
DSC 11.24	127,000	6	11021	191 kW	D	1111	1	DSC 12.06	127,000	6	11705	309 kW	D	1111	3
DSC 11.27 C	127,000	6	11021	189 kW	D	1111	1	DSI 11 EO 1	127,000	6	11021	191 kW	D	1111	1
DSC 11.27	127,000	6	11021	180 - 200 kW	D	1111	1	DT 12.02	127,000	6	11705	345 - 346 kW	D	1111	3
DSC 11.30	127,000	6	11021	265 - 280 kW	D	1111	1	DT 12.03	127,000	6	11705	345 - 345 kW	D	1111	3
DSC 11.32	127,000	6	11021	235 kW	D	1111	1	DT 12.06	127,000	6	11705	345 kW	D	1111	3
DSC 11.33	127,000	6	11021	266 kW	D	1111	1	DT 12.08	127,000	6	11705	324 - 324 kW	D	1111	3
DSC 11.35	127,000	6	11021	235 - 266 kW	D	1111	1	DT 12.10	127,000	6	11705	324 kW	D	1111	3
DSC 11.36	127,000	6	11021	235 - 267 kW	D	1111	1	DT 12.11	127,000	6	11705	309 kW	D	1111	3
DSC 11.39	127,000	6	11021	258 kW	D	1111	1	DT 12.12	127,000	6	11705	309 kW	D	1111	3
DSC 11.70	127,000	6	11021	280 kW	D	1111	1	DT 12.14	127,000	6	11705	309 kW	D	1111	3
DSC 11.71	127,000	6	11021	235 - 266 kW	D	1111	1	DT 12.17	127,000	6	11705	353 kW	D	1111	3
DSC 11.74	127,000	6	11021	235 - 266 kW	D	1111	1	DT 12.18	127,000	6	11705	324 kW	D	1111	3
DSC 11.75	127,000	6	11021	235 - 266 kW	D	1111	1	DTC 11.01	127,000	6	11021	295 kW	D	1111	1
DSC 11.79	127,000	6	11021	250 kW	D	1111	1	DTC 11.02	127,000	6	11021	295 kW	D	1111	1
DSC 11.81	127,000	6	11021	250 - 305 kW	D	1111	1	OC 13.101	130,000	6	12742	302 kW	G	1112	8



Type



127,000 mm

1

D 10-R 01 , D 11 R 23 , D 11 , DN 11.01 B10 , DN 11.01 C 09 , DN 11.01 , DN 11.04 B10 , DN 11.04 C 01 , DN 11.06 B , DN 11.06 C , DN 11.06 , DN 11.07 , DN 11.08 B01 , DN 11.08 , DS 11.01 B 06 , DS 11.01 , DS 11.02 , DS 11.10 , DS 11.14 , DS 11.15 B , DS 11.15 , DS 11.18 , DS 11.22 , DS 11.23 , DS 11.25 , DS 11.34 BO 6 , DS 11.34 B , DS 11.34 C , DS 11.34 , DS 11.71 C , DS 11.71 , DS 11.72 , DS 11.73 B , DS 11.73 , DS 11.74 C , DS 11.74 , DS 11.75 , DS 11.76 , DS 11.78 , DS 11 , DSC 11.01 B , DSC 11.01 , DSC 11.02 , DSC 11.03 , DSC 11.04 C , DSC 11.04 , DSC 11.06 , DSC 11.07 , DSC 11.08 B , DSC 11.08 C , DSC 11.08 , DSC 11.10 , DSC 11.12 , DSC 11.13 B , DSC 11.13 , DSC 11.16 B , DSC 11.16 , DSC 11.17 B , DSC 11.17 , DSC 11.18 BO 1 , DSC 11.18 B , DSC 11.18 L01 , DSC 11.18 , DSC 11.21 , DSC 11.22 , DSC 11.23 , DSC 11.24 , DSC 11.27 C , DSC 11.27 , DSC 11.30 , DSC 11.32 , DSC 11.33 , DSC 11.35 , DSC 11.36 , DSC 11.39 , DSC 11.70 , DSC 11.71 , DSC 11.74 , DSC 11.75 , DSC 11.79 , DSC 11.81 , DSI 11 EO 1 , DTC 11.01 , DTC 11.02 ,

403901-00-6 **7 pairs**

-25-6	1,2,3,5,6,7	HL	CU2	101,598	106,262	35,950	↑ LO2G	2,296	6 pairs
-50-6				101,620	106,284		↓ LO2G		
	4	HL	CU2	101,598	106,262	44,000	↑ LO2G	2,296	1 pair
				101,620	106,284		↓ LO2G		

433901-00-6 **6 pairs**

-25-6	1-6	PL	CU2	84,233	88,483	48,000	↑ LO1	2,089	
-50-6				84,255	88,505		↓ LO1		

127,000 mm

2

DC 11.01

403901-00-6 **7 pairs**

-25-6	1,2,3,5,6,7	HL	CU2	101,598	106,262	35,950	↑ LO2G	2,296	6 pairs
-50-6				101,620	106,284		↓ LO2G		
	4	HL	CU2	101,598	106,262	44,000	↑ LO2G	2,296	1 pair
				101,620	106,284		↓ LO2G		

403902-00-6 **7 pairs**

-25-6	1-7	HL	CU3	107,978	112,200	34,400	↑ LO2G	2,070	
-50-6				108,000	112,222		↓ L		

433902-00-6 **6 pairs**

-25-6	1-6	PL	CU3	86,978	91,230	45,200		2,090	
-50-6				87,000	91,252				

127,000 mm

3

DC 11.02 , DC 11.03 , DC 11.04 , DC 11.06 , DC 11.07 , DC 11.08 , DC 11.09 , DC 12.01 , DC 12.02 , DC 12.03 , DC 12.06 , DC 12.09 , DC 12.10 , DC 12.12 , DC 12.13 , DC 12.14 , DC 12.15 , DC 12.17 , DC 12.18 , DC 12.22 , DC 12.23 , DC 12.24 , DC 12.26 , DSC 12.01 , DSC 12.02 , DSC 12.03 , DSC 12.05 , DSC 12.06 , DT 12.02 , DT 12.03 , DT 12.06 , DT 12.08 , DT 12.10 , DT 12.11 , DT 12.12 , DT 12.14 , DT 12.17 , DT 12.18 ,

403902-00-6 **7 pairs**

-25-6	1-7	HL	CU3	107,978	112,200	34,400	↑ LO2G	2,070	
-50-6				108,000	112,222		↓ L		

433902-00-6 **6 pairs**

-25-6	1-6	PL	CU3	86,978	91,230	45,200		2,090	
-50-6				87,000	91,252				

127,000 mm

4

DC 12.07 , DC 12.45A , DC 12.50A , DC 12.52A , DC 12.55A , DC 12.58A ,

403902-00-6 **7 pairs**

-25-6	1-7	HL	CU3	107,978	112,200	34,400	↑ LO2G	2,070	
-50-6				108,000	112,222		↓ L		

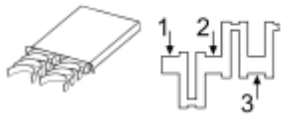
127,000 mm

5

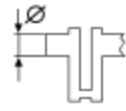
DS 11.77

403901-00-6 **7 pairs**

-25-6	1,2,3,5,6,7	HL	CU2	101,598	106,262	35,950	↑ LO2G	2,296	6 pairs
-50-6				101,620	106,284		↓ LO2G		
	4	HL	CU2	101,598	106,262	44,000	↑ LO2G	2,296	1 pair
				101,620	106,284		↓ LO2G		



Type



130,000 mm

6

DC 13.05 , DC 13.06 , DC 13.07 , DC 13.08 , DC 13.101 , DC 13.102 , DC 13.103 , DC 13.104 , DC 13.106 , DC 13.107 , DC 13.108 , DC 13.109 , DC 13.10 , DC 13.110 , DC 13.111 , DC 13.112 , DC 13.113 , DC 13.114 , DC 13.115 , DC 13.116 , DC 13.11 , DC 13.120 , DC 13.121 , DC 13.124 , DC 13.125 , DC 13.141 , DC 13.147 , DC 13.148 , DC 13.149 , DC 13.155 ,

403902-00-6

7 pairs

-25-6	1-7	HL	CU3	107,978	112,200	34,400	↑ LO2G	2,070
-50-6				108,000	112,222		↓ L	

433903-00-6

6 pairs

	1-6	PL	CU3	92,978	97,230	43,000	↑ LO1	2,085
				93,000	97,252		↓ LO1	

130,000 mm

7

DC 13.119

403902-00-6

7 pairs

-25-6	1-7	HL	CU3	107,978	112,200	34,400	↑ LO2G	2,070
-50-6				108,000	112,222		↓ L	

130,000 mm

8

OC 13.101






433903-00-6

6 pairs

	1-6	PL	CU3	92,978	97,230	43,000	↑ LO1	2,085
				93,000	97,252		↓ LO1	








124 1.6	FC16	09.76 - 10.80	1585	B	70 kW	1152	81
124 1430 Especial	124 A9.000	01.70 - 12.76	1592	B	70 kW	1139	41
124 2.0	FA19	04.79 - 10.80	1995	B	85 kW	1152	81
127 (127A) 0.9	A112 A5.000	04.72 - 12.82	903	B	33 kW	1129	1
131 (131A) 1.6	132 BB OA O	03.82 - 01.85	1592	B	71 kW	1139	41
131 (131A) 2.0	131 C4.000	06.78 - 12.85	1995	B	85 kW	1152	81
131 (131A) 2.4 Diesel	8144.61	06.78 - 12.86	2445	D	53 kW	1152	83
132 (132A) 1.6	132B0000	05.73 - 12.80	1592	B	72 kW	1139	41
132 (132A) 2.2 D	OM 615.912	05.79 - 12.82	2197	D	44 kW	1152	82
850 (100GD) 0.9	100 GL 6000	02.72 - 07.75	843	B	25 kW	1129	1
850 (100GD) 0.9	100 GL.040	07.70 - 10.75	903	B	38 kW	1129	2
850 (100GD) 0.9	120G100	01.66 - 12.74	843	B	27 kW	1129	2
850 (100GD) 0.9	126G100	01.66 - 12.74	843	B	35 kW	1129	2
ALHAMBRA (710, 711) 1.4 TSI	CAVA	06.10 - 04.15	1390	B	110 kW	1134	21
ALHAMBRA (710, 711) 1.4 TSI	CNWB	06.10 - 04.15	1390	B	110 kW	1133	20
ALHAMBRA (710, 711) 1.4 TSI	CTHA	06.10 - 04.15	1390	B	110 kW	1134	21
ALHAMBRA (710, 711) 1.8 TSI	CDAA	11.12 - 04.15	1798	B	118 kW	1149	68
ALHAMBRA (710, 711) 2.0 TDI 4Drive	CFFB	05.11 - 04.15	1968	D	103 kW	1142	45
ALHAMBRA (710, 711) 2.0 TDI 4Drive	CUVC	05.15	1968	D	110 kW	1146	59
ALHAMBRA (710, 711) 2.0 TDI 4Drive	DFLA	05.15	1968	D	110 kW	1146	61
ALHAMBRA (710, 711) 2.0 TDI 4Drive	DFMA	05.16	1968	D	135 kW	1146	61
ALHAMBRA (710, 711) 2.0 TDI	CFFA	06.10 - 05.11	1968	D	100 kW	1142	45
ALHAMBRA (710, 711) 2.0 TDI	CFFB	06.10	1968	D	103 kW	1142	45
ALHAMBRA (710, 711) 2.0 TDI	CFFE	05.11	1968	D	85 kW	1142	45
ALHAMBRA (710, 711) 2.0 TDI	CFGB	06.10 - 02.13	1968	D	125 kW	1142	45
ALHAMBRA (710, 711) 2.0 TDI	CFGC	11.12	1968	D	130 kW	1146	59
ALHAMBRA (710, 711) 2.0 TDI	CUVA	05.11	1968	D	85 kW	1146	59
ALHAMBRA (710, 711) 2.0 TDI	CUVC	05.15	1968	D	110 kW	1146	59
ALHAMBRA (710, 711) 2.0 TDI	CUWA	05.15	1968	D	135 kW	1146	59
ALHAMBRA (710, 711) 2.0 TDI	DFLA	05.15	1968	D	110 kW	1146	61
ALHAMBRA (710, 711) 2.0 TDI	DFLD	05.11	1968	D	85 kW	1146	61
ALHAMBRA (710, 711) 2.0 TDI	DFMA	05.15	1968	D	135 kW	1146	61
ALHAMBRA (710, 711) 2.0 TSI	CCZA	11.10 - 05.12	1984	B	147 kW	1151	76
ALHAMBRA (710, 711) 2.0 TSI	DEDA	05.15	1984	B	162 kW	1152	79
ALHAMBRA (7V8, 7V9) 1.8 T 20V	AJH	10.97 - 03.10	1781	B	110 kW	1144	51
ALHAMBRA (7V8, 7V9) 1.8 T 20V	AWC	10.97 - 03.10	1781	B	110 kW	1144	53
ALHAMBRA (7V8, 7V9) 1.9 TDI 4motion	AUY	06.00 - 03.10	1896	D	85 kW	1137	33
ALHAMBRA (7V8, 7V9) 1.9 TDI 4motion	BVK	06.00 - 03.10	1896	D	85 kW	1139	38
ALHAMBRA (7V8, 7V9) 1.9 TDI	1Z	04.96 - 03.10	1896	D	66 kW	1135	27
ALHAMBRA (7V8, 7V9) 1.9 TDI	AFN	08.96 - 06.00	1896	D	81 kW	1137	32
ALHAMBRA (7V8, 7V9) 1.9 TDI	AHU	04.96 - 03.10	1896	D	66 kW	1135	27
ALHAMBRA (7V8, 7V9) 1.9 TDI	ANU	04.96 - 03.10	1896	D	66 kW	1135	25
ALHAMBRA (7V8, 7V9) 1.9 TDI	ASZ	11.02 - 11.08	1896	D	96 kW	1138	34
ALHAMBRA (7V8, 7V9) 1.9 TDI	AUY	06.00 - 03.10	1896	D	85 kW	1137	33
ALHAMBRA (7V8, 7V9) 1.9 TDI	AVG	08.96 - 06.00	1896	D	81 kW	1137	32
ALHAMBRA (7V8, 7V9) 1.9 TDI	BTB	05.05 - 05.07	1896	D	110 kW	1135	26
ALHAMBRA (7V8, 7V9) 1.9 TDI	BVK	06.00 - 03.10	1896	D	85 kW	1139	38
ALHAMBRA (7V8, 7V9) 2.0 TDI	BRT	11.05 - 03.10	1968	D	103 kW	1142	46
ALHAMBRA (7V8, 7V9) 2.0 i	ADY	04.96 - 03.10	1984	B	85 kW	1150	71
ALHAMBRA (7V8, 7V9) 2.0 i	ATM	04.96 - 03.10	1984	B	85 kW	1151	73
ALHAMBRA VAN (711) TDI 4Drive	CUVC	05.15	1968	D	110 kW	1146	59
ALHAMBRA VAN (711) TDI	CUVC	05.15	1968	D	110 kW	1146	59
ALHAMBRA VAN (711) TDI	CUWA	05.15	1968	D	135 kW	1146	59
ALHAMBRA VAN (711) TDI	DFLA	05.15	1968	D	110 kW	1146	61
ALHAMBRA VAN (711) TDI	DFMA	05.15	1968	D	135 kW	1146	61
ALHAMBRA VAN (7V8, 7V9) 1.9 TDI 4motion	AUY	06.02 - 05.08	1896	D	85 kW	1137	33
ALHAMBRA VAN (7V8, 7V9) 1.9 TDI 4motion	BVK	06.02 - 05.08	1896	D	85 kW	1139	38
ALHAMBRA VAN (7V8, 7V9) 1.9 TDI	ASZ	11.02 - 11.08	1896	D	96 kW	1138	34
ALHAMBRA VAN (7V8, 7V9) 2.0	ADY	03.96 - 03.10	1984	B	85 kW	1150	71
ALHAMBRA VAN (7V8, 7V9) 2.0	ATM	03.96 - 03.10	1984	B	85 kW	1151	73
ALHAMBRA VAN (7V8, 7V9) TDI	1Z	03.96 - 03.10	1896	D	66 kW	1135	27
ALHAMBRA VAN (7V8, 7V9) TDI	AFN	09.97 - 02.02	1896	D	81 kW	1137	32

			ccm		kw		1 POS
ALHAMBRA VAN (7V8, 7V9) TDI	AHU	03.96 - 03.10	1896	D	66 kW	1135	27
ALHAMBRA VAN (7V8, 7V9) TDI	ANU	03.96 - 03.10	1896	D	66 kW	1135	25
ALHAMBRA VAN (7V8, 7V9) TDI	AUY	06.00 - 03.10	1896	D	85 kW	1137	33
ALHAMBRA VAN (7V8, 7V9) TDI	BVK	06.00 - 03.10	1896	D	85 kW	1139	38
ALTEA (5P1) 1.2 TSI	CBZB	04.10	1197	B	77 kW	1129	5
ALTEA (5P1) 1.4 16V	BXW	05.06	1390	B	63 kW	1134	21
ALTEA (5P1) 1.4 16V	CGGB	05.06	1390	B	63 kW	1134	21
ALTEA (5P1) 1.4 TSI	CAXC	11.07	1390	B	92 kW	1134	21
ALTEA (5P1) 1.6 LPG	CHGA	09.09	1595	B/G	75 kW	1146	60
ALTEA (5P1) 1.6 Multifuel	CMXA	11.10 - 05.11	1595	B/G	75 kW	1146	60
ALTEA (5P1) 1.6 TDI	CAYB	11.10	1598	D	66 kW	1134	23
ALTEA (5P1) 1.6 TDI	CAYC	10.09	1598	D	77 kW	1134	23
ALTEA (5P1) 1.6	BGU	03.04	1595	B	75 kW	1146	60
ALTEA (5P1) 1.6	BSE	03.04	1595	B	75 kW	1146	60
ALTEA (5P1) 1.6	BSF	03.04	1595	B	75 kW	1146	60
ALTEA (5P1) 1.6	CCSA	03.04	1595	B	75 kW	1146	60
ALTEA (5P1) 1.6	CMXA	03.04	1595	B	75 kW	1146	60
ALTEA (5P1) 1.8 TFSI	BYT	01.07	1798	B	118 kW	1149	67
ALTEA (5P1) 1.8 TFSI	BZB	01.07	1798	B	118 kW	1149	67
ALTEA (5P1) 1.8 TFSI	CDAA	01.07	1798	B	118 kW	1149	68
ALTEA (5P1) 1.9 TDI	BJB	04.04	1896	D	77 kW	1138	35
ALTEA (5P1) 1.9 TDI	BKC	04.04	1896	D	77 kW	1138	35
ALTEA (5P1) 1.9 TDI	BLS	04.04	1896	D	77 kW	1138	35
ALTEA (5P1) 1.9 TDI	BXE	04.04	1896	D	77 kW	1138	35
ALTEA (5P1) 1.9 TDI	BXF	08.09	1896	D	66 kW	1138	35
ALTEA (5P1) 2.0 FSI	BLR	05.04 - 03.09	1984	B	110 kW	1151	74
ALTEA (5P1) 2.0 FSI	BLY	05.04 - 03.09	1984	B	110 kW	1151	74
ALTEA (5P1) 2.0 FSI	BVY	05.04 - 03.09	1984	B	110 kW	1151	74
ALTEA (5P1) 2.0 FSI	BVZ	05.04 - 03.09	1984	B	110 kW	1151	74
ALTEA (5P1) 2.0 TDI 16V 4WD	CFHC	10.10	1968	D	103 kW	1142	45
ALTEA (5P1) 2.0 TDI 16V	BKD	03.04	1968	D	103 kW	1146	58
ALTEA (5P1) 2.0 TDI 16V	CFHC	03.04	1968	D	103 kW	1142	45
ALTEA (5P1) 2.0 TDI	AZV	03.04 - 05.09	1968	D	100 kW	1146	58
ALTEA (5P1) 2.0 TDI	BMM	11.05	1968	D	103 kW	1142	46
ALTEA (5P1) 2.0 TDI	BMN	03.06	1968	D	125 kW	1146	58
ALTEA (5P1) 2.0 TDI	CEGA	03.06	1968	D	125 kW	1142	45
ALTEA (5P1) 2.0 TFSI	BWA	04.06 - 08.11	1984	B	147 kW	1151	74
ALTEA XL (5P5, 5P8) 1.2 TSI	CBZB	04.10	1197	B	77 kW	1129	5
ALTEA XL (5P5, 5P8) 1.4 16V	BXW	10.06	1390	B	63 kW	1134	21
ALTEA XL (5P5, 5P8) 1.4 16V	CGGB	10.06	1390	B	63 kW	1134	21
ALTEA XL (5P5, 5P8) 1.4 TSI	CAXC	11.07	1390	B	92 kW	1134	21
ALTEA XL (5P5, 5P8) 1.6 LPG	CHGA	09.09	1595	B/G	75 kW	1146	60
ALTEA XL (5P5, 5P8) 1.6 Multifuel	BSE	10.06 - 11.10	1595	B/E	75 kW	1146	60
ALTEA XL (5P5, 5P8) 1.6 Multifuel	BSF	10.06 - 11.10	1595	B/E	75 kW	1146	60
ALTEA XL (5P5, 5P8) 1.6 Multifuel	CCSA	10.06 - 11.10	1595	B/E	75 kW	1146	60
ALTEA XL (5P5, 5P8) 1.6 Multifuel	CMXA	10.06 - 11.10	1595	B/E	75 kW	1146	60
ALTEA XL (5P5, 5P8) 1.6 TDI	CAYB	11.10	1598	D	66 kW	1134	23
ALTEA XL (5P5, 5P8) 1.6 TDI	CAYC	10.09	1598	D	77 kW	1134	23
ALTEA XL (5P5, 5P8) 1.6	BGU	10.06	1595	B	75 kW	1146	60
ALTEA XL (5P5, 5P8) 1.6	BSE	10.06	1595	B	75 kW	1146	60
ALTEA XL (5P5, 5P8) 1.6	BSF	10.06	1595	B	75 kW	1146	60
ALTEA XL (5P5, 5P8) 1.6	CCSA	10.06	1595	B	75 kW	1146	60
ALTEA XL (5P5, 5P8) 1.6	CMXA	10.06	1595	B	75 kW	1146	60
ALTEA XL (5P5, 5P8) 1.8 TFSI	BYT	01.07	1798	B	118 kW	1149	67
ALTEA XL (5P5, 5P8) 1.8 TFSI	BZB	01.07	1798	B	118 kW	1149	67
ALTEA XL (5P5, 5P8) 1.8 TFSI	CDAA	01.07	1798	B	118 kW	1149	68
ALTEA XL (5P5, 5P8) 1.9 TDI 4x4	BLS	06.09 - 12.10	1896	D	77 kW	1138	35
ALTEA XL (5P5, 5P8) 1.9 TDI	BKC	10.06 - 12.10	1896	D	77 kW	1138	35
ALTEA XL (5P5, 5P8) 1.9 TDI	BLS	10.06 - 12.10	1896	D	77 kW	1138	35
ALTEA XL (5P5, 5P8) 1.9 TDI	BXE	10.06 - 12.10	1896	D	77 kW	1138	35
ALTEA XL (5P5, 5P8) 1.9 TDI	BXF	08.09 - 12.10	1896	D	66 kW	1138	35
ALTEA XL (5P5, 5P8) 2.0 FSI	BVY	10.06 - 03.09	1984	B	110 kW	1151	74








ALTEA XL (5P5, 5P8) 2.0 FSI	BVZ	10.06 - 03.09	1984	B	110 kW	1151	74
ALTEA XL (5P5, 5P8) 2.0 TDI 16V 4x4	CFHC	10.10	1968	D	103 kW	1142	45
ALTEA XL (5P5, 5P8) 2.0 TDI 16V	BKD	10.06	1968	D	103 kW	1146	58
ALTEA XL (5P5, 5P8) 2.0 TDI 16V	CFHC	10.06	1968	D	103 kW	1142	45
ALTEA XL (5P5, 5P8) 2.0 TDI 4x4	BMM	06.07	1968	D	103 kW	1142	46
ALTEA XL (5P5, 5P8) 2.0 TDI 4x4	BMN	06.07 - 06.13	1968	D	125 kW	1146	58
ALTEA XL (5P5, 5P8) 2.0 TDI 4x4	CEGA	06.07 - 06.13	1968	D	125 kW	1142	45
ALTEA XL (5P5, 5P8) 2.0 TDI 4x4	CFJA	06.07 - 06.13	1968	D	125 kW	1142	45
ALTEA XL (5P5, 5P8) 2.0 TDI	AZV	11.06 - 03.09	1968	D	100 kW	1146	58
ALTEA XL (5P5, 5P8) 2.0 TDI	BMM	10.06	1968	D	103 kW	1142	46
ALTEA XL (5P5, 5P8) 2.0 TDI	BMN	06.07 - 12.13	1968	D	125 kW	1146	58
ALTEA XL (5P5, 5P8) 2.0 TDI	CEGA	06.07 - 12.13	1968	D	125 kW	1142	45
ALTEA XL (5P5, 5P8) 2.0 TFSI 4x4	BWA	06.07 - 05.09	1984	B	147 kW	1151	74
ALTEA XL (5P5, 5P8) 2.0 TFSI 4x4	CCZB	05.09	1984	B	155 kW	1151	75
ALTEA XL (5P5, 5P8) 2.0 TFSI	BWA	10.06 - 05.09	1984	B	147 kW	1151	74
ALTEA XL (5P5, 5P8) 2.0 TFSI	CCZB	05.09	1984	B	155 kW	1151	75
ARONA (KJ7, KJP) 1.6 TDI	DGTA	07.17	1598	D	85 kW	1139	40
ARONA (KJ7, KJP) 1.6 TDI	DGTD	11.17	1598	D	70 kW	1139	40
AROSA (6H1) 1.0	AER	05.97 - 06.04	999	B	37 kW	1129	4
AROSA (6H1) 1.0	AHT	10.98 - 01.01	997	B	37 kW	1130	6
AROSA (6H1) 1.0	ALD	05.97 - 06.04	999	B	37 kW	1129	4
AROSA (6H1) 1.0	ALL	05.97 - 06.04	999	B	37 kW	1129	4
AROSA (6H1) 1.0	ANV	05.97 - 06.04	999	B	37 kW	1129	4
AROSA (6H1) 1.0	AUC	05.97 - 06.04	999	B	37 kW	1129	4
AROSA (6H1) 1.4 16V	AFK	01.00 - 06.04	1390	B	74 kW	1132	12
AROSA (6H1) 1.4 16V	AQQ	01.00 - 06.04	1390	B	74 kW	1132	12
AROSA (6H1) 1.4 16V	AUB	01.00 - 06.04	1390	B	74 kW	1132	12
AROSA (6H1) 1.4 TDI	AMF	01.00 - 06.04	1422	D	55 kW	1138	36
AROSA (6H1) 1.4	AEX	05.97 - 06.04	1390	B	44 kW	1131	10
AROSA (6H1) 1.4	AKK	05.97 - 06.04	1390	B	44 kW	1132	12
AROSA (6H1) 1.4	AKV	05.97 - 06.04	1389	B	44 kW	1132	13
AROSA (6H1) 1.4	ANW	05.97 - 06.04	1390	B	44 kW	1132	14
AROSA (6H1) 1.4	APQ	05.97 - 06.04	1389	B	44 kW	1132	13
AROSA (6H1) 1.4	AUD	05.97 - 06.04	1390	B	44 kW	1132	12
AROSA (6H1) 1.7 SDI	AKU	08.97 - 06.04	1716	D	44 kW	1137	30
ATECA (KH7, KHP) 1.6 TDI	DDYA	04.16	1598	D	85 kW	1139	40
ATECA (KH7, KHP) 1.6 TDI	DGTE	04.16	1598	D	85 kW	1139	40
ATECA (KH7, KHP) 2.0 TDI 4Drive	DFFA	04.16	1968	D	110 kW	1146	59
ATECA (KH7, KHP) 2.0 TDI 4Drive	DFHA	06.16	1968	D	140 kW	1146	61
ATECA (KH7, KHP) 2.0 TDI	CRVA	10.16	1968	D	81 kW	1146	59
ATECA (KH7, KHP) 2.0 TDI	CRVC	10.16	1968	D	105 kW	1146	59
ATECA (KH7, KHP) 2.0 TDI	DFFA	04.16	1968	D	110 kW	1146	59
ATECA (KH7, KHP) 2.0 TSI 4Drive	CZPB	05.17	1984	B	140 kW	1151	78
ATECA (KH7, KHP) 2.0 TSI 4Drive	DKZA	05.17	1984	B	140 kW	1151	78
CORDOBA (6K1, 6K2) 1.0 i	AER	09.96 - 10.02	999	B	37 kW	1129	4
CORDOBA (6K1, 6K2) 1.0 i	ALD	09.96 - 10.02	999	B	37 kW	1129	4
CORDOBA (6K1, 6K2) 1.0 i	ANV	09.96 - 10.02	999	B	37 kW	1129	4
CORDOBA (6K1, 6K2) 1.0 i	AUC	09.96 - 10.02	999	B	37 kW	1129	4
CORDOBA (6K1, 6K2) 1.0	AST	06.01 - 08.02	999	B	51 kW	1129	3
CORDOBA (6K1, 6K2) 1.0	AVZ	06.01 - 08.02	999	B	51 kW	1129	3
CORDOBA (6K1, 6K2) 1.3	ZG	02.93 - 08.94	1272	B	40 kW	1130	7
CORDOBA (6K1, 6K2) 1.3	AAV	02.93 - 08.94	1272	B	40 kW	1130	7
CORDOBA (6K1, 6K2) 1.4 16V	APE	05.00 - 10.02	1390	B	55 kW	1132	12
CORDOBA (6K1, 6K2) 1.4 16V	AUA	05.00 - 10.02	1390	B	55 kW	1132	12
CORDOBA (6K1, 6K2) 1.4 i 16V	AFH	09.96 - 10.02	1390	B	74 kW	1131	11
CORDOBA (6K1, 6K2) 1.4 i 16V	AQQ	09.96 - 10.02	1390	B	74 kW	1132	12
CORDOBA (6K1, 6K2) 1.4 i 16V	AUB	09.96 - 10.02	1390	B	74 kW	1132	12
CORDOBA (6K1, 6K2) 1.4 i	ABD	04.94 - 10.02	1390	B	44 kW	1130	7
CORDOBA (6K1, 6K2) 1.4 i	AEX	04.94 - 10.02	1390	B	44 kW	1131	10
CORDOBA (6K1, 6K2) 1.4 i	AKK	04.94 - 10.02	1390	B	44 kW	1132	12
CORDOBA (6K1, 6K2) 1.4 i	AKV	04.94 - 10.02	1389	B	44 kW	1132	13
CORDOBA (6K1, 6K2) 1.4 i	ANW	04.94 - 10.02	1390	B	44 kW	1132	14

			ccm		kw		1 POS
CORDOBA (6K1, 6K2) 1.4 i	APQ	04.94 - 10.02	1389	B	44 kW	1132	13
CORDOBA (6K1, 6K2) 1.4 i	AUD	04.94 - 10.02	1390	B	44 kW	1132	12
CORDOBA (6K1, 6K2) 1.4	ANX	12.97 - 04.99	1390	B	40 kW	1132	13
CORDOBA (6K1, 6K2) 1.6 i	1F	05.94 - 06.99	1595	B	55 kW	1148	64
CORDOBA (6K1, 6K2) 1.6 i	ABU	02.93 - 10.02	1598	B	55 kW	1131	10
CORDOBA (6K1, 6K2) 1.6 i	AEE	02.93 - 10.02	1598	B	55 kW	1131	9
CORDOBA (6K1, 6K2) 1.6 i	AEH	07.96 - 10.02	1595	B	74 kW	1144	52
CORDOBA (6K1, 6K2) 1.6 i	AFT	07.96 - 10.02	1595	B	74 kW	1143	50
CORDOBA (6K1, 6K2) 1.6 i	AKL	07.96 - 10.02	1595	B	74 kW	1141	44
CORDOBA (6K1, 6K2) 1.6 i	ALM	02.93 - 10.02	1598	B	55 kW	1132	13
CORDOBA (6K1, 6K2) 1.6 i	APF	07.96 - 10.02	1595	B	74 kW	1144	52
CORDOBA (6K1, 6K2) 1.6 i	AUR	07.96 - 10.02	1595	B	74 kW	1144	52
CORDOBA (6K1, 6K2) 1.8 T 20V Cupra	AQX	07.00 - 10.02	1781	B	115 kW	1145	55
CORDOBA (6K1, 6K2) 1.8 T 20V Cupra	AYP	07.00 - 10.02	1781	B	115 kW	1145	55
CORDOBA (6K1, 6K2) 1.8 i 16V	ADL	10.93 - 08.96	1781	B	95 kW	1142	48
CORDOBA (6K1, 6K2) 1.8 i	ABS	02.93 - 12.02	1781	B	66 kW	1142	47
CORDOBA (6K1, 6K2) 1.8 i	ACC	02.93 - 12.02	1781	B	66 kW	1142	47
CORDOBA (6K1, 6K2) 1.8 i	ADZ	02.93 - 12.02	1781	B	66 kW	1143	49
CORDOBA (6K1, 6K2) 1.9 D	1Y	02.93 - 08.96	1896	D	50 kW	1136	29
CORDOBA (6K1, 6K2) 1.9 D	1Y	04.94 - 10.99	1896	D	47 kW	1136	29
CORDOBA (6K1, 6K2) 1.9 SDI	AEY	08.96 - 06.99	1896	D	47 kW	1135	27
CORDOBA (6K1, 6K2) 1.9 SDI	AGP	06.99 - 10.02	1896	D	50 kW	1136	28
CORDOBA (6K1, 6K2) 1.9 SDI	AQM	06.99 - 10.02	1896	D	50 kW	1137	30
CORDOBA (6K1, 6K2) 1.9 TDI	1Z	08.96 - 10.02	1896	D	66 kW	1135	27
CORDOBA (6K1, 6K2) 1.9 TDI	AFN	03.97 - 10.02	1896	D	81 kW	1137	32
CORDOBA (6K1, 6K2) 1.9 TDI	AGR	08.96 - 10.02	1896	D	66 kW	1135	27
CORDOBA (6K1, 6K2) 1.9 TDI	AHU	08.96 - 10.02	1896	D	66 kW	1135	27
CORDOBA (6K1, 6K2) 1.9 TDI	ALH	08.96 - 10.02	1896	D	66 kW	1135	27
CORDOBA (6K1, 6K2) 1.9 TDI	ASK	03.97 - 10.02	1896	D	81 kW	1137	31
CORDOBA (6K1, 6K2) 1.9 TDI	ASV	03.97 - 10.02	1896	D	81 kW	1137	32
CORDOBA (6K1, 6K2) 1.9 TD	AAZ	02.93 - 02.98	1896	D	55 kW	1135	27
CORDOBA (6K1, 6K2) 2.0 i 16V	ABF	08.96 - 06.99	1984	B	110 kW	1150	70
CORDOBA (6K1, 6K2) 2.0 i	2E	02.93 - 09.99	1984	B	85 kW	1150	70
CORDOBA (6K1, 6K2) 2.0 i	AGG	02.93 - 09.99	1984	B	85 kW	1150	72
CORDOBA (6L2) 1.2 12V	BXV	05.06 - 11.09	1198	B	51 kW	1133	17
CORDOBA (6L2) 1.2	AZQ	10.02 - 06.06	1198	B	47 kW	1133	17
CORDOBA (6L2) 1.2	BME	10.02 - 06.06	1198	B	47 kW	1133	17
CORDOBA (6L2) 1.4 16V	AUB	10.02 - 11.09	1390	B	74 kW	1132	12
CORDOBA (6L2) 1.4 16V	BBY	09.02 - 12.07	1390	B	55 kW	1132	12
CORDOBA (6L2) 1.4 16V	BBZ	10.02 - 11.09	1390	B	74 kW	1132	12
CORDOBA (6L2) 1.4 16V	BKY	09.02 - 12.07	1390	B	55 kW	1132	12
CORDOBA (6L2) 1.4 16V	BXW	05.06 - 11.09	1390	B	63 kW	1134	21
CORDOBA (6L2) 1.4 TDI	AMF	10.02 - 12.05	1422	D	55 kW	1138	36
CORDOBA (6L2) 1.4 TDI	BMS	06.05 - 11.09	1422	D	59 kW	1138	36
CORDOBA (6L2) 1.4 TDI	BNM	05.05 - 11.09	1422	D	51 kW	1138	36
CORDOBA (6L2) 1.4 TDI	BNV	06.05 - 11.09	1422	D	59 kW	1138	36
CORDOBA (6L2) 1.6 16V	BTS	11.06 - 11.09	1598	B	77 kW	1134	21
CORDOBA (6L2) 1.6	BAH	04.03 - 11.09	1598	B	74 kW	1133	20
CORDOBA (6L2) 1.9 SDI	ASY	09.02 - 11.09	1896	D	47 kW	1137	30
CORDOBA (6L2) 1.9 TDI	ASZ	10.02 - 11.09	1896	D	96 kW	1138	34
CORDOBA (6L2) 1.9 TDI	ATD	09.02 - 11.09	1896	D	74 kW	1137	33
CORDOBA (6L2) 1.9 TDI	AXR	09.02 - 11.09	1896	D	74 kW	1138	35
CORDOBA (6L2) 1.9 TDI	BLT	10.02 - 11.09	1896	D	96 kW	1138	34
CORDOBA (6L2) 1.9 TDI	BMT	09.02 - 11.09	1896	D	74 kW	1138	35
CORDOBA (6L2) 2.0	AZL	09.02 - 11.09	1984	B	85 kW	1151	73
CORDOBA (6L2) 2.0	BBX	09.02 - 11.09	1984	B	85 kW	1151	73
CORDOBA VARIO Kasten/Kombi (6K5) 1.9 TDI	ASV	08.00 - 12.02	1896	D	81 kW	1137	32
CORDOBA Vario (6K5) 1.4 16V	APE	06.99 - 12.02	1390	B	55 kW	1132	12
CORDOBA Vario (6K5) 1.4 16V	AUA	06.99 - 12.02	1390	B	55 kW	1132	12
CORDOBA Vario (6K5) 1.4 i	AEX	09.96 - 12.02	1390	B	44 kW	1131	10
CORDOBA Vario (6K5) 1.4 i	AKK	09.96 - 12.02	1390	B	44 kW	1132	12
CORDOBA Vario (6K5) 1.4 i	AKV	09.96 - 12.02	1389	B	44 kW	1132	13








CORDOBA Vario (6K5) 1.4 i	ANW	09.96 - 12.02	1390	B	44 kW	1132	14
CORDOBA Vario (6K5) 1.4 i	APQ	09.96 - 12.02	1389	B	44 kW	1132	13
CORDOBA Vario (6K5) 1.4 i	AUD	09.96 - 12.02	1390	B	44 kW	1132	12
CORDOBA Vario (6K5) 1.4	AQQ	02.00 - 07.00	1390	B	74 kW	1132	12
CORDOBA Vario (6K5) 1.6 i	1F	05.97 - 06.99	1595	B	55 kW	1148	64
CORDOBA Vario (6K5) 1.6 i	ABU	09.96 - 12.02	1598	B	55 kW	1131	10
CORDOBA Vario (6K5) 1.6 i	AEE	09.96 - 12.02	1598	B	55 kW	1131	9
CORDOBA Vario (6K5) 1.6 i	AEH	09.96 - 12.02	1595	B	74 kW	1144	52
CORDOBA Vario (6K5) 1.6 i	AFT	09.96 - 12.02	1595	B	74 kW	1143	50
CORDOBA Vario (6K5) 1.6 i	AKL	09.96 - 12.02	1595	B	74 kW	1141	44
CORDOBA Vario (6K5) 1.6 i	ALM	09.96 - 12.02	1598	B	55 kW	1132	13
CORDOBA Vario (6K5) 1.6 i	APF	09.96 - 12.02	1595	B	74 kW	1144	52
CORDOBA Vario (6K5) 1.6 i	AUR	09.96 - 12.02	1595	B	74 kW	1144	52
CORDOBA Vario (6K5) 1.8 i	ACC	07.96 - 06.99	1781	B	66 kW	1142	47
CORDOBA Vario (6K5) 1.9 SDI	AEY	09.96 - 06.99	1896	D	47 kW	1135	27
CORDOBA Vario (6K5) 1.9 SDI	AGP	06.99 - 12.02	1896	D	50 kW	1136	28
CORDOBA Vario (6K5) 1.9 SDI	AQM	06.99 - 12.02	1896	D	50 kW	1137	30
CORDOBA Vario (6K5) 1.9 TDI	1Z	08.96 - 12.02	1896	D	66 kW	1135	27
CORDOBA Vario (6K5) 1.9 TDI	AFN	07.97 - 12.02	1896	D	81 kW	1137	32
CORDOBA Vario (6K5) 1.9 TDI	AGR	08.96 - 12.02	1896	D	66 kW	1135	27
CORDOBA Vario (6K5) 1.9 TDI	AHU	08.96 - 12.02	1896	D	66 kW	1135	27
CORDOBA Vario (6K5) 1.9 TDI	ALH	08.96 - 12.02	1896	D	66 kW	1135	27
CORDOBA Vario (6K5) 1.9 TDI	ASK	07.97 - 12.02	1896	D	81 kW	1137	31
CORDOBA Vario (6K5) 1.9 TDI	ASV	07.97 - 12.02	1896	D	81 kW	1137	32
EXEO (3R2) 1.6	ALZ	03.09 - 09.10	1595	B	75 kW	1146	60
EXEO (3R2) 1.8 TSI	CDHA	09.10 - 05.13	1798	B	88 kW	1149	68
EXEO (3R2) 1.8 TSI	CDHB	05.10 - 05.13	1798	B	118 kW	1149	68
EXEO (3R2) 2.0 TDI	CAGA	12.08 - 05.13	1968	D	105 kW	1142	45
EXEO (3R2) 2.0 TDI	CAGC	12.08 - 05.13	1968	D	88 kW	1142	45
EXEO (3R2) 2.0 TDI	CAHA	02.09 - 05.13	1968	D	125 kW	1142	45
EXEO (3R2) 2.0 TDI	CGLB	02.09 - 05.13	1968	D	125 kW	1146	59
EXEO (3R2) 2.0 TDI	CJCA	12.08 - 05.13	1968	D	105 kW	1146	59
EXEO (3R2) 2.0 TDI	CJCC	12.08 - 05.13	1968	D	88 kW	1146	59
EXEO (3R2) 2.0 TFSI	BWE	03.09 - 05.13	1984	B	147 kW	1151	74
EXEO (3R2) 2.0 TFSI	CDND	05.10 - 05.13	1984	B	155 kW	1151	76
EXEO ST (3R5) 1.6	ALZ	06.09 - 09.10	1595	B	75 kW	1146	60
EXEO ST (3R5) 1.8 TSI	CDHA	09.10 - 05.13	1798	B	88 kW	1149	68
EXEO ST (3R5) 1.8 TSI	CDHB	05.10 - 05.13	1798	B	118 kW	1149	68
EXEO ST (3R5) 2.0 TDI	CAGA	05.09 - 05.13	1968	D	105 kW	1142	45
EXEO ST (3R5) 2.0 TDI	CAGC	07.09 - 05.13	1968	D	88 kW	1142	45
EXEO ST (3R5) 2.0 TDI	CAHA	05.09 - 05.13	1968	D	125 kW	1142	45
EXEO ST (3R5) 2.0 TDI	CGLB	05.09 - 05.13	1968	D	125 kW	1146	59
EXEO ST (3R5) 2.0 TDI	CJCA	05.09 - 05.13	1968	D	105 kW	1146	59
EXEO ST (3R5) 2.0 TDI	CJCC	07.09 - 05.13	1968	D	88 kW	1146	59
EXEO ST (3R5) 2.0 TFSI	BWE	06.09 - 05.13	1984	B	147 kW	1151	74
EXEO ST (3R5) 2.0 TFSI	CDND	05.10 - 05.13	1984	B	155 kW	1151	76
FURA (25A) 0.9	09 NCA	03.84 - 12.86	903	B	29 kW	1129	1
FURA (25A) 0.9	100 GL 3000	01.82 - 06.86	903	B	33 kW	1129	1
FURA (25A) 0.9	100 GL 7000	03.84 - 12.86	903	B	29 kW	1129	1
FURA (25A) 0.9	HB 90	01.82 - 06.86	903	B	31 kW	1129	1
IBIZA I (21A) 0.9	09 NCA	08.90 - 05.93	903	B	29 kW	1129	1
IBIZA I (21A) 0.9	146 A 000	08.86 - 05.93	903	B	32 kW	1129	1
IBIZA I (21A) 0.9	146 A 000	08.90 - 05.93	903	B	29 kW	1129	1
IBIZA I (21A) 1.7 D	022 A.5000	06.84 - 05.93	1714	D	40 kW	1152	80
IBIZA I (21A) 1.7 D	022 A.5000	08.90 - 05.93	1714	D	42 kW	1152	80
IBIZA II (6K1) 1.0 16V	AST	10.99 - 02.02	999	B	51 kW	1129	3
IBIZA II (6K1) 1.0 16V	AVZ	10.99 - 02.02	999	B	51 kW	1129	3
IBIZA II (6K1) 1.0 i	AER	09.96 - 05.02	999	B	37 kW	1129	4
IBIZA II (6K1) 1.0 i	ALD	09.96 - 05.02	999	B	37 kW	1129	4
IBIZA II (6K1) 1.0 i	ANV	09.96 - 05.02	999	B	37 kW	1129	4
IBIZA II (6K1) 1.0 i	AUC	09.96 - 05.02	999	B	37 kW	1129	4
IBIZA II (6K1) 1.0	AAU	03.93 - 09.96	1043	B	33 kW	1130	7








			ccm		kw		1 POS
IBIZA II (6K1) 1.3 i	2G	03.93 - 08.99	1272	B	40 kW	1130	7
IBIZA II (6K1) 1.3 i	AAV	03.93 - 08.99	1272	B	40 kW	1130	7
IBIZA II (6K1) 1.4 16V	APE	05.00 - 02.02	1390	B	55 kW	1132	12
IBIZA II (6K1) 1.4 16V	AUA	05.00 - 02.02	1390	B	55 kW	1132	12
IBIZA II (6K1) 1.4 i 16V	AFH	06.97 - 02.02	1390	B	74 kW	1131	11
IBIZA II (6K1) 1.4 i 16V	AQQ	06.97 - 02.02	1390	B	74 kW	1132	12
IBIZA II (6K1) 1.4 i 16V	AUB	06.97 - 02.02	1390	B	74 kW	1132	12
IBIZA II (6K1) 1.4 i	ABD	09.93 - 02.02	1390	B	44 kW	1130	7
IBIZA II (6K1) 1.4 i	AEX	09.93 - 02.02	1390	B	44 kW	1131	10
IBIZA II (6K1) 1.4 i	AKK	09.93 - 02.02	1390	B	44 kW	1132	12
IBIZA II (6K1) 1.4 i	AKV	09.93 - 02.02	1389	B	44 kW	1132	13
IBIZA II (6K1) 1.4 i	ANW	09.93 - 02.02	1390	B	44 kW	1132	14
IBIZA II (6K1) 1.4 i	APQ	09.93 - 02.02	1389	B	44 kW	1132	13
IBIZA II (6K1) 1.4 i	AUD	09.93 - 02.02	1390	B	44 kW	1132	12
IBIZA II (6K1) 1.4	ANX	12.97 - 04.99	1390	B	40 kW	1132	13
IBIZA II (6K1) 1.6 i	1F	09.94 - 06.99	1595	B	55 kW	1148	64
IBIZA II (6K1) 1.6 i	ABU	03.93 - 02.02	1598	B	55 kW	1131	10
IBIZA II (6K1) 1.6 i	AEE	03.93 - 02.02	1598	B	55 kW	1131	9
IBIZA II (6K1) 1.6 i	AEH	05.95 - 02.02	1595	B	74 kW	1144	52
IBIZA II (6K1) 1.6 i	AFT	05.95 - 02.02	1595	B	74 kW	1143	50
IBIZA II (6K1) 1.6 i	AKL	05.95 - 02.02	1595	B	74 kW	1141	44
IBIZA II (6K1) 1.6 i	ALM	03.93 - 02.02	1598	B	55 kW	1132	13
IBIZA II (6K1) 1.6 i	APF	05.95 - 02.02	1595	B	74 kW	1144	52
IBIZA II (6K1) 1.6 i	AUR	05.95 - 02.02	1595	B	74 kW	1144	52
IBIZA II (6K1) 1.8 T 20V Cupra R	AYP	07.00 - 02.02	1781	B	132 kW	1145	55
IBIZA II (6K1) 1.8 T 20V Cupra R	BLZ	07.00 - 02.02	1781	B	132 kW	1145	56
IBIZA II (6K1) 1.8 T 20V Cupra	AQX	07.00 - 02.02	1781	B	115 kW	1145	55
IBIZA II (6K1) 1.8 T 20V Cupra	AYP	07.00 - 02.02	1781	B	115 kW	1145	55
IBIZA II (6K1) 1.8 i 16V	ADL	11.93 - 09.97	1781	B	95 kW	1142	48
IBIZA II (6K1) 1.8 i	ABS	03.93 - 10.99	1781	B	66 kW	1142	47
IBIZA II (6K1) 1.8 i	ACC	03.93 - 10.99	1781	B	66 kW	1142	47
IBIZA II (6K1) 1.8 i	ADZ	03.93 - 10.99	1781	B	66 kW	1143	49
IBIZA II (6K1) 1.9 D	1Y	04.93 - 08.99	1896	D	47 kW	1136	29
IBIZA II (6K1) 1.9 D	AEY	04.93 - 08.99	1896	D	47 kW	1135	27
IBIZA II (6K1) 1.9 SDI	1Y	08.99 - 02.02	1896	D	50 kW	1136	29
IBIZA II (6K1) 1.9 SDI	AEY	08.96 - 08.99	1896	D	47 kW	1135	27
IBIZA II (6K1) 1.9 SDI	AGP	08.99 - 02.02	1896	D	50 kW	1136	28
IBIZA II (6K1) 1.9 SDI	AQM	08.99 - 02.02	1896	D	50 kW	1137	30
IBIZA II (6K1) 1.9 TDI	1Z	08.96 - 02.02	1896	D	66 kW	1135	27
IBIZA II (6K1) 1.9 TDI	AFN	02.97 - 02.02	1896	D	81 kW	1137	32
IBIZA II (6K1) 1.9 TDI	AGR	08.96 - 02.02	1896	D	66 kW	1135	27
IBIZA II (6K1) 1.9 TDI	AHU	08.96 - 02.02	1896	D	66 kW	1135	27
IBIZA II (6K1) 1.9 TDI	ALH	08.96 - 02.02	1896	D	66 kW	1135	27
IBIZA II (6K1) 1.9 TDI	ASK	02.97 - 02.02	1896	D	81 kW	1137	31
IBIZA II (6K1) 1.9 TDI	ASV	02.97 - 02.02	1896	D	81 kW	1137	32
IBIZA II (6K1) 1.9 TD	AAZ	03.93 - 08.96	1896	D	55 kW	1135	27
IBIZA II (6K1) 2.0 i 16V	ABF	02.96 - 08.99	1984	B	110 kW	1150	70
IBIZA II (6K1) 2.0 i	2E	03.93 - 08.99	1984	B	85 kW	1150	70
IBIZA II (6K1) 2.0 i	AGG	03.93 - 08.99	1984	B	85 kW	1150	72
IBIZA III (6L1) 1.2 12V	BXV	05.06 - 11.09	1198	B	51 kW	1133	17
IBIZA III (6L1) 1.2	AZQ	02.02 - 06.06	1198	B	47 kW	1133	17
IBIZA III (6L1) 1.2	BBM	06.07 - 05.08	1198	B	44 kW	1133	17
IBIZA III (6L1) 1.2	BME	02.02 - 06.06	1198	B	47 kW	1133	17
IBIZA III (6L1) 1.4 16V	AUB	02.02 - 11.09	1390	B	74 kW	1132	12
IBIZA III (6L1) 1.4 16V	BBY	02.02 - 12.07	1390	B	55 kW	1132	12
IBIZA III (6L1) 1.4 16V	BBZ	02.02 - 11.09	1390	B	74 kW	1132	12
IBIZA III (6L1) 1.4 16V	BKY	02.02 - 12.07	1390	B	55 kW	1132	12
IBIZA III (6L1) 1.4 16V	BXW	05.06 - 11.09	1390	B	63 kW	1134	21
IBIZA III (6L1) 1.4 TDI	AMF	05.02 - 12.05	1422	D	55 kW	1138	36
IBIZA III (6L1) 1.4 TDI	BMS	06.05 - 11.09	1422	D	59 kW	1138	36
IBIZA III (6L1) 1.4 TDI	BNM	05.05 - 11.09	1422	D	51 kW	1138	36
IBIZA III (6L1) 1.4 TDI	BNV	06.05 - 11.09	1422	D	59 kW	1138	36








IBIZA III (6L1) 1.6 16V	BTS	11.06 - 11.09	1598	B	77 kW	1134	21
IBIZA III (6L1) 1.6	BAH	02.03 - 11.09	1598	B	74 kW	1133	20
IBIZA III (6L1) 1.8 T Cupra R	BBU	01.04 - 02.08	1781	B	132 kW	1146	57
IBIZA III (6L1) 1.8 T Cupra R	BLZ	01.04 - 02.08	1781	B	132 kW	1145	56
IBIZA III (6L1) 1.8 T FR	BJX	12.03 - 05.08	1781	B	110 kW	1145	56
IBIZA III (6L1) 1.8 T FR	BKV	12.03 - 05.08	1781	B	110 kW	1145	56
IBIZA III (6L1) 1.9 SDI	ASY	02.02 - 12.05	1896	D	47 kW	1137	30
IBIZA III (6L1) 1.9 TDI Cupra R	BPX	03.04 - 02.08	1896	D	118 kW	1138	34
IBIZA III (6L1) 1.9 TDI Cupra R	BUK	03.04 - 02.08	1896	D	118 kW	1138	37
IBIZA III (6L1) 1.9 TDI Joya Racer	ASZ	07.03 - 06.04	1896	D	112 kW	1138	34
IBIZA III (6L1) 1.9 TDI	ASZ	02.02 - 11.09	1896	D	96 kW	1138	34
IBIZA III (6L1) 1.9 TDI	ATD	02.02 - 11.09	1896	D	74 kW	1137	33
IBIZA III (6L1) 1.9 TDI	AXR	02.02 - 11.09	1896	D	74 kW	1138	35
IBIZA III (6L1) 1.9 TDI	BLT	02.02 - 11.09	1896	D	96 kW	1138	34
IBIZA III (6L1) 1.9 TDI	BMT	02.02 - 11.09	1896	D	74 kW	1138	35
IBIZA III (6L1) 2.0	AZL	04.02 - 11.09	1984	B	85 kW	1151	73
IBIZA III (6L1) 2.0	BBX	04.02 - 11.09	1984	B	85 kW	1151	73
IBIZA IV (6J5, 6P1) 1.2 LPG	BZG	03.08 - 05.11	1198	B/G	51 kW	1133	17
IBIZA IV (6J5, 6P1) 1.2 TDI	CFWA	06.10 - 05.15	1199	D	55 kW	1139	39
IBIZA IV (6J5, 6P1) 1.2 TSI	CBZA	08.12 - 05.15	1197	B	63 kW	1129	5
IBIZA IV (6J5, 6P1) 1.2 TSI	CBZB	09.10 - 12.15	1197	B	77 kW	1129	5
IBIZA IV (6J5, 6P1) 1.2	BZG	03.08 - 05.15	1198	B	51 kW	1133	17
IBIZA IV (6J5, 6P1) 1.2	CGPA	03.08 - 05.15	1198	B	51 kW	1133	17
IBIZA IV (6J5, 6P1) 1.2	CGPB	07.09 - 05.11	1198	B	44 kW	1133	17
IBIZA IV (6J5, 6P1) 1.4 LPG	BXW	03.08 - 05.11	1390	B/G	63 kW	1134	21
IBIZA IV (6J5, 6P1) 1.4 TDI	BMS	07.08 - 06.10	1422	D	59 kW	1138	36
IBIZA IV (6J5, 6P1) 1.4 TSI	CAVF	06.09 - 05.15	1390	B	110 kW	1134	21
IBIZA IV (6J5, 6P1) 1.4 TSI	CNUB	06.09 - 05.15	1390	B	110 kW	1133	20
IBIZA IV (6J5, 6P1) 1.4 TSI	CTHF	06.09 - 05.15	1390	B	110 kW	1133	20
IBIZA IV (6J5, 6P1) 1.4 TSI	CTJB	06.09 - 05.15	1390	B	110 kW	1133	20
IBIZA IV (6J5, 6P1) 1.4	BXW	03.08 - 05.15	1390	B	63 kW	1134	21
IBIZA IV (6J5, 6P1) 1.4	CGGB	03.08 - 05.15	1390	B	63 kW	1134	21
IBIZA IV (6J5, 6P1) 1.6 LPG	CNKA	05.11 - 05.15	1598	B/G	60 kW	1133	19
IBIZA IV (6J5, 6P1) 1.6 TDI	CAYA	05.09 - 06.10	1598	D	55 kW	1134	23
IBIZA IV (6J5, 6P1) 1.6 TDI	CAYB	05.09 - 05.15	1598	D	66 kW	1134	23
IBIZA IV (6J5, 6P1) 1.6 TDI	CAYC	05.09 - 05.15	1598	D	77 kW	1134	23
IBIZA IV (6J5, 6P1) 1.6 TDI	CLNA	05.09 - 05.15	1598	D	77 kW	1134	23
IBIZA IV (6J5, 6P1) 1.6	BTS	05.08 - 12.15	1598	B	77 kW	1134	21
IBIZA IV (6J5, 6P1) 1.9 TDI	BLS	03.08 - 06.10	1896	D	77 kW	1138	35
IBIZA IV (6J5, 6P1) 1.9 TDI	BXJ	07.08 - 06.10	1896	D	66 kW	1138	35
IBIZA IV (6J5, 6P1) 2.0 TDI	CFHD	01.10 - 05.15	1968	D	105 kW	1146	59
IBIZA IV (6J5, 6P1) 2.0	CEKA	10.08 - 05.15	1984	B	85 kW	1151	77
IBIZA IV Kasten/Schrägheck (6J1) 1.2 TDI	CFWA	05.10 - 05.15	1199	D	55 kW	1139	39
IBIZA IV Kasten/Schrägheck (6J1) 1.2	CGPA	04.08 - 05.15	1198	B	51 kW	1133	17
IBIZA IV Kasten/Schrägheck (6J1) 1.6 TDI	CAYB	05.09 - 05.15	1598	D	66 kW	1134	23
IBIZA IV SC (6J1, 6P5) 1.2 TDI	CFWA	05.10 - 05.15	1199	D	55 kW	1139	39
IBIZA IV SC (6J1, 6P5) 1.2 TSI	CBZA	08.12 - 05.15	1197	B	63 kW	1129	5
IBIZA IV SC (6J1, 6P5) 1.2 TSI	CBZB	09.10 - 12.15	1197	B	77 kW	1129	5
IBIZA IV SC (6J1, 6P5) 1.2	BZG	07.08 - 05.15	1198	B	51 kW	1133	17
IBIZA IV SC (6J1, 6P5) 1.2	CGPA	07.08 - 05.15	1198	B	51 kW	1133	17
IBIZA IV SC (6J1, 6P5) 1.2	CGPB	07.09 - 05.15	1198	B	44 kW	1133	17
IBIZA IV SC (6J1, 6P5) 1.4 LPG	BXW	07.08 - 05.11	1390	B/G	63 kW	1134	21
IBIZA IV SC (6J1, 6P5) 1.4 TDI	BMS	07.08 - 06.10	1422	D	59 kW	1138	36
IBIZA IV SC (6J1, 6P5) 1.4 TSI Cupra	CAVE	06.09 - 12.15	1390	B	132 kW	1134	21
IBIZA IV SC (6J1, 6P5) 1.4 TSI Cupra	CTHE	06.09 - 12.15	1390	B	132 kW	1134	21
IBIZA IV SC (6J1, 6P5) 1.4 TSI Cupra	CTJC	06.09 - 12.15	1390	B	132 kW	1133	20
IBIZA IV SC (6J1, 6P5) 1.4 TSI	CAVF	01.09 - 05.15	1390	B	110 kW	1134	21
IBIZA IV SC (6J1, 6P5) 1.4 TSI	CNUB	01.09 - 05.15	1390	B	110 kW	1133	20
IBIZA IV SC (6J1, 6P5) 1.4 TSI	CTHF	01.09 - 05.15	1390	B	110 kW	1133	20
IBIZA IV SC (6J1, 6P5) 1.4 TSI	CTJB	01.09 - 05.15	1390	B	110 kW	1133	20
IBIZA IV SC (6J1, 6P5) 1.4	BXW	07.08 - 05.15	1390	B	63 kW	1134	21
IBIZA IV SC (6J1, 6P5) 1.4	CGGB	07.08 - 05.15	1390	B	63 kW	1134	21

			ccm		kw		1 POS
IBIZA IV SC (6J1, 6P5) 1.6 LPG	CNKA	05.11 - 05.15	1598	B/G	60 kW	1133	19
IBIZA IV SC (6J1, 6P5) 1.6 TDI	CAYA	05.10 - 06.10	1598	D	55 kW	1134	23
IBIZA IV SC (6J1, 6P5) 1.6 TDI	CAYB	05.09 - 05.15	1598	D	66 kW	1134	23
IBIZA IV SC (6J1, 6P5) 1.6 TDI	CAYC	05.09 - 05.15	1598	D	77 kW	1134	23
IBIZA IV SC (6J1, 6P5) 1.6 TDI	CLNA	05.09 - 05.15	1598	D	77 kW	1134	23
IBIZA IV SC (6J1, 6P5) 1.6	BTS	07.08 - 12.15	1598	B	77 kW	1134	21
IBIZA IV SC (6J1, 6P5) 1.8 TSI Cupra	DAJA	11.15 - 12.16	1798	B	141 kW	1151	78
IBIZA IV SC (6J1, 6P5) 1.9 TDI	BLS	07.08 - 06.10	1896	D	77 kW	1138	35
IBIZA IV SC (6J1, 6P5) 1.9 TDI	BXJ	06.08 - 06.10	1896	D	66 kW	1138	35
IBIZA IV SC (6J1, 6P5) 2.0 TDI	CFHD	01.10 - 05.15	1968	D	105 kW	1146	59
IBIZA IV SC (6J1, 6P5) 2.0	CEKA	10.08 - 12.15	1984	B	85 kW	1151	77
IBIZA IV ST (6J8, 6P8) 1.2 TDI	CFWA	04.10 - 05.15	1199	D	55 kW	1139	39
IBIZA IV ST (6J8, 6P8) 1.2 TSI	CBZA	09.12 - 05.15	1197	B	63 kW	1129	5
IBIZA IV ST (6J8, 6P8) 1.2 TSI	CBZB	09.10 - 05.15	1197	B	77 kW	1129	5
IBIZA IV ST (6J8, 6P8) 1.2	BZG	05.10 - 05.15	1198	B	51 kW	1133	17
IBIZA IV ST (6J8, 6P8) 1.2	CGPA	05.10 - 05.15	1198	B	51 kW	1133	17
IBIZA IV ST (6J8, 6P8) 1.2	CGPB	05.10 - 05.15	1198	B	44 kW	1133	17
IBIZA IV ST (6J8, 6P8) 1.4 TSI	CAVF	02.12 - 05.15	1390	B	110 kW	1134	21
IBIZA IV ST (6J8, 6P8) 1.4 TSI	CNUB	02.12 - 05.15	1390	B	110 kW	1133	20
IBIZA IV ST (6J8, 6P8) 1.4 TSI	CTHF	02.12 - 05.15	1390	B	110 kW	1133	20
IBIZA IV ST (6J8, 6P8) 1.4 TSI	CTJB	02.12 - 05.15	1390	B	110 kW	1133	20
IBIZA IV ST (6J8, 6P8) 1.4	CGGB	03.10 - 05.15	1390	B	63 kW	1134	21
IBIZA IV ST (6J8, 6P8) 1.6 TDI	CAYB	03.10 - 05.15	1598	D	66 kW	1134	23
IBIZA IV ST (6J8, 6P8) 1.6 TDI	CAYC	03.10 - 05.15	1598	D	77 kW	1134	23
IBIZA IV ST (6J8, 6P8) 1.6 TDI	CLNA	03.10 - 05.15	1598	D	77 kW	1134	23
IBIZA IV ST (6J8, 6P8) 1.6	BTS	02.12 - 05.15	1598	B	77 kW	1134	21
IBIZA V (KJ1, KJG) 1.6 TDI	DGTA	12.17	1598	D	85 kW	1139	40
IBIZA V (KJ1, KJG) 1.6 TDI	DGTC	11.17	1598	D	59 kW	1139	40
IBIZA V (KJ1, KJG) 1.6 TDI	DGTD	09.17	1598	D	70 kW	1139	40
INCA (6K9) 1.4 16V	AUA	04.00 - 06.03	1390	B	55 kW	1132	12
INCA (6K9) 1.4 i	AEX	11.95 - 06.03	1390	B	44 kW	1131	10
INCA (6K9) 1.4 i	AKV	11.95 - 06.03	1389	B	44 kW	1132	13
INCA (6K9) 1.4 i	APQ	11.95 - 06.03	1389	B	44 kW	1132	13
INCA (6K9) 1.4 i	AUD	11.95 - 06.03	1390	B	44 kW	1132	12
INCA (6K9) 1.6 i	1F	11.95 - 10.02	1595	B	55 kW	1148	64
INCA (6K9) 1.6 i	AEE	06.97 - 09.00	1598	B	55 kW	1131	9
INCA (6K9) 1.6 i	ALM	06.97 - 09.00	1598	B	55 kW	1132	13
INCA (6K9) 1.6	AEE	11.98 - 11.03	1598	B	66 kW	1131	9
INCA (6K9) 1.7 D	AHB	09.96 - 06.03	1715	D	42 kW	1136	29
INCA (6K9) 1.9 D	1Y	11.95 - 06.03	1896	D	47 kW	1136	29
INCA (6K9) 1.9 SDI	1Y	11.95 - 06.03	1896	D	47 kW	1136	29
INCA (6K9) 1.9 SDI	AEY	11.95 - 06.03	1896	D	47 kW	1135	27
INCA (6K9) 1.9 SDI	AYQ	11.95 - 06.03	1896	D	47 kW	1137	30
INCA (6K9) 1.9 TDI	ALH	09.96 - 06.03	1896	D	66 kW	1135	27
LEON (1M1) 1.4 16V	AHW	11.99 - 06.06	1390	B	55 kW	1132	12
LEON (1M1) 1.4 16V	APE	11.99 - 06.06	1390	B	55 kW	1132	12
LEON (1M1) 1.4 16V	AUA	11.99 - 06.06	1390	B	55 kW	1132	12
LEON (1M1) 1.4 16V	AXP	11.99 - 06.06	1390	B	55 kW	1132	12
LEON (1M1) 1.4 16V	BCA	11.99 - 06.06	1390	B	55 kW	1132	14
LEON (1M1) 1.6 16 V	ATN	09.00 - 06.06	1598	B	77 kW	1132	15
LEON (1M1) 1.6 16 V	AUS	09.00 - 06.06	1598	B	77 kW	1133	16
LEON (1M1) 1.6 16 V	AZD	09.00 - 06.06	1598	B	77 kW	1133	16
LEON (1M1) 1.6 16 V	BCB	09.00 - 06.06	1598	B	77 kW	1133	16
LEON (1M1) 1.6	AEH	11.99 - 06.06	1595	B	74 kW	1144	52
LEON (1M1) 1.6	AKL	11.99 - 06.06	1595	B	74 kW	1141	44
LEON (1M1) 1.6	APF	11.99 - 06.06	1595	B	74 kW	1144	52
LEON (1M1) 1.6	BFQ	10.05 - 06.06	1595	B	75 kW	1146	60
LEON (1M1) 1.6	BGU	10.05 - 06.06	1595	B	75 kW	1146	60
LEON (1M1) 1.8 20V T 4	AJQ	11.99 - 06.06	1781	B	132 kW	1141	43
LEON (1M1) 1.8 20V T 4	ARY	11.99 - 06.06	1781	B	132 kW	1145	56
LEON (1M1) 1.8 20V T	APP	11.99 - 06.06	1781	B	132 kW	1145	54
LEON (1M1) 1.8 20V T	AUQ	11.99 - 06.06	1781	B	132 kW	1145	56










							
LEON (1M1) 1.8 20V	AGN	11.99 - 06.06	1781	B	92 kW	1140	42
LEON (1M1) 1.8 20V	APG	11.99 - 06.06	1781	B	92 kW	1144	53
LEON (1M1) 1.8 T Cupra R	AMK	02.02 - 06.06	1781	B	154 kW	1145	54
LEON (1M1) 1.8 T Cupra R	BAM	07.03 - 06.06	1781	B	165 kW	1145	54
LEON (1M1) 1.9 SDI	AQM	11.99 - 06.06	1896	D	50 kW	1137	30
LEON (1M1) 1.9 TDI Syncro	ARL	05.02 - 06.06	1896	D	110 kW	1138	34
LEON (1M1) 1.9 TDI	AGR	11.99 - 06.06	1896	D	66 kW	1135	27
LEON (1M1) 1.9 TDI	AHF	11.99 - 06.06	1896	D	81 kW	1134	22
LEON (1M1) 1.9 TDI	ALH	11.99 - 06.06	1896	D	66 kW	1135	27
LEON (1M1) 1.9 TDI	ARL	09.00 - 06.06	1896	D	110 kW	1138	34
LEON (1M1) 1.9 TDI	ASV	11.99 - 06.06	1896	D	81 kW	1137	32
LEON (1M1) 1.9 TDI	ASZ	05.03 - 06.06	1896	D	96 kW	1138	34
LEON (1M1) 1.9 TDI	AXR	10.05 - 06.06	1896	D	74 kW	1138	35
LEON (1P1) 1.2 TSI	CBZB	02.10 - 12.12	1197	B	77 kW	1129	5
LEON (1P1) 1.4 16V	BXW	06.06 - 12.12	1390	B	63 kW	1134	21
LEON (1P1) 1.4 16V	CGGB	06.06 - 12.12	1390	B	63 kW	1134	21
LEON (1P1) 1.4 TSI	CAXC	11.07 - 12.13	1390	B	92 kW	1134	21
LEON (1P1) 1.6 LPG	CHGA	12.09 - 12.12	1595	B/G	75 kW	1146	60
LEON (1P1) 1.6 MultiFuel	BSE	07.05 - 08.13	1595	B/E	75 kW	1146	60
LEON (1P1) 1.6 MultiFuel	CCSA	07.05 - 08.13	1595	B/E	75 kW	1146	60
LEON (1P1) 1.6 MultiFuel	CMXA	07.05 - 08.13	1595	B/E	75 kW	1146	60
LEON (1P1) 1.6 TDI	CAYB	11.10 - 12.12	1598	D	66 kW	1134	23
LEON (1P1) 1.6 TDI	CAYC	02.10 - 12.12	1598	D	77 kW	1134	23
LEON (1P1) 1.6	BSE	07.05 - 12.12	1595	B	75 kW	1146	60
LEON (1P1) 1.6	BSF	07.05 - 12.12	1595	B	75 kW	1146	60
LEON (1P1) 1.6	CCSA	07.05 - 12.12	1595	B	75 kW	1146	60
LEON (1P1) 1.6	CMXA	07.05 - 12.12	1595	B	75 kW	1146	60
LEON (1P1) 1.8 TSI	BZB	06.07 - 12.12	1798	B	118 kW	1149	67
LEON (1P1) 1.8 TSI	CDAA	06.07 - 12.12	1798	B	118 kW	1149	68
LEON (1P1) 1.9 TDI	BKC	07.05 - 03.11	1896	D	77 kW	1138	35
LEON (1P1) 1.9 TDI	BLS	07.05 - 03.11	1896	D	77 kW	1138	35
LEON (1P1) 1.9 TDI	BXE	07.05 - 03.11	1896	D	77 kW	1138	35
LEON (1P1) 1.9 TDI	BXF	06.07 - 12.10	1896	D	66 kW	1138	35
LEON (1P1) 2.0 Cupra R	CDLA	09.09 - 12.12	1984	B	195 kW	1149	69
LEON (1P1) 2.0 FSI	BLR	07.05 - 05.10	1984	B	110 kW	1151	74
LEON (1P1) 2.0 FSI	BLY	07.05 - 05.10	1984	B	110 kW	1151	74
LEON (1P1) 2.0 FSI	BVY	07.05 - 05.10	1984	B	110 kW	1151	74
LEON (1P1) 2.0 FSI	BVZ	07.05 - 05.10	1984	B	110 kW	1151	74
LEON (1P1) 2.0 TDI 16V	BKD	07.05 - 12.12	1968	D	103 kW	1146	58
LEON (1P1) 2.0 TDI 16V	CFHC	07.05 - 12.12	1968	D	103 kW	1142	45
LEON (1P1) 2.0 TDI 16V	CLCB	07.05 - 12.12	1968	D	103 kW	1142	45
LEON (1P1) 2.0 TDI	AZV	07.05 - 05.10	1968	D	100 kW	1146	58
LEON (1P1) 2.0 TDI	BMM	10.05 - 10.10	1968	D	103 kW	1142	46
LEON (1P1) 2.0 TDI	BMN	05.06 - 12.12	1968	D	125 kW	1146	58
LEON (1P1) 2.0 TDI	CEGA	05.06 - 12.12	1968	D	125 kW	1142	45
LEON (1P1) 2.0 TDI	CFJA	05.06 - 12.12	1968	D	125 kW	1142	45
LEON (1P1) 2.0 TFSI	BWA	09.05 - 05.06	1984	B	136 kW	1151	74
LEON (1P1) 2.0 TFSI	BWA	05.05 - 08.11	1984	B	147 kW	1151	74
LEON (1P1) 2.0 TFSI	CCZB	06.09 - 12.12	1984	B	155 kW	1151	75
LEON (5F1) 1.6 TDI	CLHA	09.12 - 08.20	1598	D	77 kW	1139	40
LEON (5F1) 1.6 TDI	CLHB	11.12 - 08.18	1598	D	66 kW	1139	40
LEON (5F1) 1.6 TDI	CRKB	09.13 - 08.20	1598	D	81 kW	1139	40
LEON (5F1) 1.6 TDI	CXXA	11.12 - 08.18	1598	D	66 kW	1139	40
LEON (5F1) 1.6 TDI	CXXB	09.13 - 08.20	1598	D	81 kW	1139	40
LEON (5F1) 1.6 TDI	DBKA	09.13 - 08.20	1598	D	81 kW	1139	40
LEON (5F1) 1.6 TDI	DDYA	11.16 - 08.20	1598	D	85 kW	1139	40
LEON (5F1) 1.6 TDI	DDYB	11.12 - 08.18	1598	D	66 kW	1139	40
LEON (5F1) 1.6 TDI	DGTE	11.16 - 08.20	1598	D	85 kW	1139	40
LEON (5F1) 1.8 TSI	CJSA	02.13 - 08.18	1798	B	132 kW	1151	78
LEON (5F1) 1.8 TSI	CJSB	02.13 - 08.18	1798	B	132 kW	1151	78
LEON (5F1) 2.0 Cupra R	CJXG	11.17 - 08.18	1984	B	228 kW	1152	79
LEON (5F1) 2.0 Cupra	CJXA	10.13 - 08.20	1984	B	206 kW	1152	79








			ccm		kw		1 POS
LEON (5F1) 2.0 Cupra	CJXC	01.17 - 08.18	1984	B	221 kW	1152	79
LEON (5F1) 2.0 Cupra	CJXE	10.13 - 08.20	1984	B	195 kW	1152	79
LEON (5F1) 2.0 Cupra	CJXH	10.15 - 05.21	1984	B	213 kW	1152	79
LEON (5F1) 2.0 Cupra	DNUC	10.15 - 05.21	1984	B	213 kW	1152	79
LEON (5F1) 2.0 TDI	CKFC	10.12 - 08.20	1968	D	110 kW	1146	59
LEON (5F1) 2.0 TDI	CRLD	05.13 - 08.20	1968	D	81 kW	1146	61
LEON (5F1) 2.0 TDI	CRMB	10.12 - 08.20	1968	D	110 kW	1146	59
LEON (5F1) 2.0 TDI	CRVA	05.13 - 08.20	1968	D	81 kW	1146	59
LEON (5F1) 2.0 TDI	CRVC	05.13 - 08.20	1968	D	105 kW	1146	59
LEON (5F1) 2.0 TDI	CUNA	09.12 - 08.20	1968	D	135 kW	1146	59
LEON (5F1) 2.0 TDI	CUPA	09.12 - 08.20	1968	D	135 kW	1146	59
LEON (5F1) 2.0 TDI	DFFA	10.12 - 08.20	1968	D	110 kW	1146	59
LEON (5F1) 2.0 TDI	DJGA	09.12 - 08.20	1968	D	135 kW	1146	61
LEON (5F1) 2.0 TSI	DKZA	09.18 - 08.20	1984	B	140 kW	1151	78
LEON Kasten/Schrägheck (5F1) 1.6 TDI	CLHA	09.12 - 10.16	1598	D	77 kW	1139	40
LEON Kasten/Schrägheck (5F1) 1.6 TDI	CLHB	11.12 - 10.16	1598	D	66 kW	1139	40
LEON Kasten/Schrägheck (5F1) 1.6 TDI	CRKB	09.13 - 10.16	1598	D	81 kW	1139	40
LEON Kasten/Schrägheck (5F1) 1.6 TDI	CXXB	09.13 - 10.16	1598	D	81 kW	1139	40
LEON Kasten/Schrägheck (5F1) 1.6 TDI	DBKA	09.13 - 10.16	1598	D	81 kW	1139	40
LEON Kasten/Schrägheck (5F1) 1.6 TDI	DDYA	11.16 - 08.20	1598	D	85 kW	1139	40
LEON Kasten/Schrägheck (5F1) 1.8 TFSI	CJSA	02.13 - 08.18	1798	B	132 kW	1151	78
LEON Kasten/Schrägheck (5F1) 2.0 Cupra	CJXC	01.17 - 08.18	1984	B	221 kW	1152	79
LEON Kasten/Schrägheck (5F1) 2.0 Cupra	CJXH	09.15 - 10.16	1984	B	213 kW	1152	79
LEON Kasten/Schrägheck (5F1) 2.0 TDI	CKFC	10.12 - 08.18	1968	D	110 kW	1146	59
LEON Kasten/Schrägheck (5F1) 2.0 TDI	CRMB	10.12 - 08.18	1968	D	110 kW	1146	59
LEON Kasten/Schrägheck (5F1) 2.0 TDI	CUNA	02.13 - 08.18	1968	D	135 kW	1146	59
LEON Kasten/Schrägheck (5F1) 2.0 TDI	CUPA	02.13 - 08.18	1968	D	135 kW	1146	59
LEON SC (5F5) 1.6 TDI	CLHA	02.13 - 08.18	1598	D	77 kW	1139	40
LEON SC (5F5) 1.6 TDI	CLHB	02.13 - 08.18	1598	D	66 kW	1139	40
LEON SC (5F5) 1.6 TDI	CRKB	09.13 - 11.16	1598	D	81 kW	1139	40
LEON SC (5F5) 1.6 TDI	CXXA	02.13 - 08.18	1598	D	66 kW	1139	40
LEON SC (5F5) 1.6 TDI	CXXB	09.13 - 11.16	1598	D	81 kW	1139	40
LEON SC (5F5) 1.6 TDI	DBKA	09.13 - 11.16	1598	D	81 kW	1139	40
LEON SC (5F5) 1.6 TDI	DBKA	09.13 - 11.16	1598	D	81 kW	1139	40
LEON SC (5F5) 1.6 TDI	DDYA	11.16 - 08.18	1598	D	85 kW	1139	40
LEON SC (5F5) 1.6 TDI	DDYB	02.13 - 08.18	1598	D	66 kW	1139	40
LEON SC (5F5) 1.8 TSI	CJSA	02.13 - 12.18	1798	B	132 kW	1151	78
LEON SC (5F5) 1.8 TSI	CJSB	02.13 - 12.18	1798	B	132 kW	1151	78
LEON SC (5F5) 2.0 Cupra	CJXA	10.13 - 11.16	1984	B	206 kW	1152	79
LEON SC (5F5) 2.0 Cupra	CJXC	01.17 - 08.18	1984	B	221 kW	1152	79
LEON SC (5F5) 2.0 Cupra	CJXE	10.13 - 12.16	1984	B	195 kW	1152	79
LEON SC (5F5) 2.0 Cupra	CJXH	10.15 - 11.16	1984	B	213 kW	1152	79
LEON SC (5F5) 2.0 TDI	CKFC	02.13 - 08.18	1968	D	110 kW	1146	59
LEON SC (5F5) 2.0 TDI	CRMB	02.13 - 08.18	1968	D	110 kW	1146	59
LEON SC (5F5) 2.0 TDI	CRVA	02.13 - 08.18	1968	D	81 kW	1146	59
LEON SC (5F5) 2.0 TDI	CRVC	05.13 - 08.18	1968	D	105 kW	1146	59
LEON SC (5F5) 2.0 TDI	CUNA	03.13 - 08.18	1968	D	135 kW	1146	59
LEON SC (5F5) 2.0 TDI	CUPA	03.13 - 08.18	1968	D	135 kW	1146	59
LEON ST (5F8) 1.6 TDI 4Drive	CLHA	04.14 - 08.20	1598	D	77 kW	1139	40
LEON ST (5F8) 1.6 TDI 4Drive	CRKB	11.14 - 08.20	1598	D	81 kW	1139	40
LEON ST (5F8) 1.6 TDI 4Drive	CXXB	11.14 - 08.20	1598	D	81 kW	1139	40
LEON ST (5F8) 1.6 TDI 4Drive	DGTE	07.18 - 08.20	1598	D	85 kW	1139	40
LEON ST (5F8) 1.6 TDI	CLHA	10.13 - 08.20	1598	D	77 kW	1139	40
LEON ST (5F8) 1.6 TDI	CLHB	11.13 - 08.18	1598	D	66 kW	1139	40
LEON ST (5F8) 1.6 TDI	CRKB	09.13 - 08.20	1598	D	81 kW	1139	40
LEON ST (5F8) 1.6 TDI	CXXA	11.13 - 08.18	1598	D	66 kW	1139	40
LEON ST (5F8) 1.6 TDI	CXXB	09.13 - 08.20	1598	D	81 kW	1139	40
LEON ST (5F8) 1.6 TDI	DBKA	09.13 - 08.20	1598	D	81 kW	1139	40
LEON ST (5F8) 1.6 TDI	DDYA	11.16 - 08.20	1598	D	85 kW	1139	40
LEON ST (5F8) 1.6 TDI	DDYB	11.13 - 08.18	1598	D	66 kW	1139	40
LEON ST (5F8) 1.6 TDI	DGTE	11.16 - 08.20	1598	D	85 kW	1139	40
LEON ST (5F8) 1.8 TSI 4Drive	CJSA	11.14 - 08.18	1798	B	132 kW	1151	78



LEON ST (5F8) 1.8 TSI 4Drive	CJSB	11.14 - 08.18	1798	B	132 kW	1151	78
LEON ST (5F8) 1.8 TSI	CJSA	10.13 - 08.18	1798	B	132 kW	1151	78
LEON ST (5F8) 1.8 TSI	CJSB	10.13 - 08.18	1798	B	132 kW	1151	78
LEON ST (5F8) 2.0 Cupra 4Drive	CJXC	11.16 - 08.20	1984	B	221 kW	1152	79
LEON ST (5F8) 2.0 Cupra 4Drive	DNUE	11.16 - 08.20	1984	B	221 kW	1152	79
LEON ST (5F8) 2.0 Cupra	CJXA	10.13 - 08.20	1984	B	206 kW	1152	79
LEON ST (5F8) 2.0 Cupra	CJXC	11.16 - 08.18	1984	B	221 kW	1152	79
LEON ST (5F8) 2.0 Cupra	CJXE	10.13 - 08.20	1984	B	195 kW	1152	79
LEON ST (5F8) 2.0 Cupra	CJXH	10.15 - 08.20	1984	B	213 kW	1152	79
LEON ST (5F8) 2.0 Cupra	DNUC	10.15 - 08.20	1984	B	213 kW	1152	79
LEON ST (5F8) 2.0 TDI 4Drive	CRBC	04.14 - 08.20	1968	D	110 kW	1146	59
LEON ST (5F8) 2.0 TDI 4Drive	CRLB	04.14 - 08.20	1968	D	110 kW	1146	59
LEON ST (5F8) 2.0 TDI 4Drive	CRMB	04.14 - 08.20	1968	D	110 kW	1146	59
LEON ST (5F8) 2.0 TDI 4Drive	CUNA	11.14 - 08.18	1968	D	135 kW	1146	59
LEON ST (5F8) 2.0 TDI 4Drive	DCYA	04.14 - 08.20	1968	D	110 kW	1146	61
LEON ST (5F8) 2.0 TDI 4Drive	DFGA	04.14 - 08.20	1968	D	110 kW	1146	61
LEON ST (5F8) 2.0 TDI 4Drive	DJGA	11.14 - 08.18	1968	D	135 kW	1146	61
LEON ST (5F8) 2.0 TDI	CKFC	10.13 - 08.20	1968	D	110 kW	1146	59
LEON ST (5F8) 2.0 TDI	CRBC	10.13 - 08.20	1968	D	110 kW	1146	59
LEON ST (5F8) 2.0 TDI	CRLB	10.13 - 08.20	1968	D	110 kW	1146	59
LEON ST (5F8) 2.0 TDI	CRLD	02.13 - 12.16	1968	D	81 kW	1146	61
LEON ST (5F8) 2.0 TDI	CRMB	10.13 - 08.20	1968	D	110 kW	1146	59
LEON ST (5F8) 2.0 TDI	CRVA	02.13 - 12.16	1968	D	81 kW	1146	59
LEON ST (5F8) 2.0 TDI	CRVC	10.13 - 08.18	1968	D	105 kW	1146	59
LEON ST (5F8) 2.0 TDI	CUNA	08.13 - 08.20	1968	D	135 kW	1146	59
LEON ST (5F8) 2.0 TDI	CUPA	08.13 - 08.20	1968	D	135 kW	1146	59
LEON ST (5F8) 2.0 TDI	DFFA	10.13 - 08.20	1968	D	110 kW	1146	59
LEON ST (5F8) 2.0 TDI	DFGA	10.13 - 08.20	1968	D	110 kW	1146	61
LEON ST (5F8) 2.0 TDI	DJGA	08.13 - 08.20	1968	D	135 kW	1146	61
LEON ST (5F8) 2.0 TSI 4Drive	DKZA	09.18 - 08.20	1984	B	140 kW	1151	78
LEON ST (5F8) 2.0 TSI	DKZA	07.18 - 08.20	1984	B	140 kW	1151	78
LEON ST Kasten/Kombi (5F8) 1.6 TDI	CRKB	09.13 - 08.20	1598	D	81 kW	1139	40
LEON ST Kasten/Kombi (5F8) 1.6 TDI	CXXB	09.13 - 08.20	1598	D	81 kW	1139	40
LEON ST Kasten/Kombi (5F8) 1.6 TDI	DBKA	09.13 - 08.20	1598	D	81 kW	1139	40
LEON ST Kasten/Kombi (5F8) 1.6 TDI	DDYA	11.16 - 08.20	1598	D	85 kW	1139	40
LEON ST Kasten/Kombi (5F8) 1.8 TFSI	CJSA	10.13 - 08.18	1798	B	132 kW	1151	78
LEON ST Kasten/Kombi (5F8) 2.0 Cupra 4Drive	CJXC	11.16 - 08.18	1984	B	221 kW	1152	79
LEON ST Kasten/Kombi (5F8) 2.0 Cupra	CJXA	10.13 - 08.20	1984	B	206 kW	1152	79
LEON ST Kasten/Kombi (5F8) 2.0 Cupra	CJXC	11.16 - 08.18	1984	B	221 kW	1152	79
LEON ST Kasten/Kombi (5F8) 2.0 TDI 4Drive	CRBC	09.14 - 08.18	1968	D	110 kW	1146	59
LEON ST Kasten/Kombi (5F8) 2.0 TDI 4Drive	CRLB	09.14 - 08.18	1968	D	110 kW	1146	59
LEON ST Kasten/Kombi (5F8) 2.0 TDI 4Drive	CUNA	10.14 - 08.18	1968	D	135 kW	1146	59
LEON ST Kasten/Kombi (5F8) 2.0 TDI	CKFC	04.13 - 08.18	1968	D	110 kW	1146	59
LEON ST Kasten/Kombi (5F8) 2.0 TDI	CRBC	04.13 - 08.18	1968	D	110 kW	1146	59
LEON ST Kasten/Kombi (5F8) 2.0 TDI	CRLB	04.13 - 08.18	1968	D	110 kW	1146	59
LEON ST Kasten/Kombi (5F8) 2.0 TDI	CRMB	04.13 - 08.18	1968	D	110 kW	1146	59
LEON ST Kasten/Kombi (5F8) 2.0 TDI	CUNA	08.13 - 08.18	1968	D	135 kW	1146	59
LEON ST Kasten/Kombi (5F8) 2.0 TDI	CUPA	08.13 - 08.18	1968	D	135 kW	1146	59
MALAGA (23A) 1.7 D	022 A.5000	05.85 - 12.93	1714	D	40 kW	1152	80
MALAGA (23A) 1.7 D	022 A.5000	05.90 - 12.93	1714	D	42 kW	1152	80
MARBELLA (28A) 0.8	08 NCA	08.86 - 12.93	843	B	25 kW	1129	1
MARBELLA (28A) 0.9 Cat	08 NCB	11.96 - 10.98	899	B	30 kW	1129	1
MARBELLA (28A) 0.9 Cat	09 NCB	01.90 - 11.96	903	B	29 kW	1129	1
MARBELLA (28A) 0.9 Cat	100 GL 7000	01.90 - 11.96	903	B	29 kW	1129	1
MARBELLA (28A) 0.9	08 NCB	07.97 - 10.98	899	B	32 kW	1129	1
MARBELLA (28A) 0.9	09 NCA	01.87 - 05.99	903	B	29 kW	1129	1
MARBELLA (28A) 0.9	100 GL 7000	01.87 - 05.99	903	B	29 kW	1129	1
MARBELLA Kasten/Schrägheck (028A) 0.8	08 NCA	01.87 - 12.93	843	B	25 kW	1129	1
MARBELLA Kasten/Schrägheck (028A) 0.9 Cat	09 NCB	01.87 - 12.93	903	B	29 kW	1129	1
MARBELLA Kasten/Schrägheck (028A) 0.9	09 NCA	01.87 - 12.93	903	B	29 kW	1129	1
PANDA (141A) 0.9	100 GL 3000	10.80 - 12.86	903	B	31 kW	1129	1
RITMO (138) 1.7 D	022 A.5000	10.79 - 09.83	1714	D	41 kW	1152	80

						
	ENGINE	ccm		kW		1 POS
RONDA (22A) 1.6	022 A 000	08.83 - 09.85	1592	B	68 kW	1139 41
RONDA (22A) 1.6	138 AR6.000	08.83 - 09.85	1592	B	68 kW	1139 41
RONDA (22A) 1.7 Diesel	022 A.5000	06.82 - 12.86	1714	D	40 kW	1152 80
RONDA (22A) 1.7 Diesel	022 A.5000	06.82 - 12.86	1714	D	41 kW	1152 80
TARRACO (KN2) 2.0 TDI 4Drive	DFGA	09.18	1968	D	110 kW	1146 61
TARRACO (KN2) 2.0 TDI 4Drive	DFHA	09.18	1968	D	140 kW	1146 61
TARRACO (KN2) 2.0 TDI	DFGA	09.18	1968	D	110 kW	1146 61
TARRACO (KN2) 2.0 TSI 4Drive	DKZA	11.18	1984	B	140 kW	1151 78
TERRA (24) 0.9 Cat	09 NCB	02.92 - 12.94	903	B	29 kW	1129 1
TERRA (24) 0.9	09 NCA	02.87 - 12.96	903	B	29 kW	1129 1
TERRA (24) 1.3 D	MN	03.90 - 12.94	1272	D	33 kW	1130 8
TERRA (24) 1.4 D	1 W	10.90 - 11.96	1398	D	35 kW	1130 8
TERRA Kasten/Kombi (024A) 0.9 Cat	09 NCB	01.90 - 12.95	903	B	29 kW	1129 1
TERRA Kasten/Kombi (024A) 0.9	09 NCA	01.87 - 12.95	903	B	29 kW	1129 1
TERRA Kasten/Kombi (024A) 1.3 D	MN	03.90 - 02.92	1272	D	33 kW	1130 8
TERRA Kasten/Kombi (024A) 1.4 D	1 W	10.90 - 10.95	1398	D	35 kW	1130 8
TOLEDO I (1L2) 1.6 i	1F	05.91 - 03.99	1595	B	54 kW	1148 64
TOLEDO I (1L2) 1.6 i	1F	05.91 - 12.93	1595	B	52 kW	1148 64
TOLEDO I (1L2) 1.6 i	1F	01.93 - 10.99	1595	B	55 kW	1148 64
TOLEDO I (1L2) 1.6 i	ABN	05.91 - 03.99	1595	B	54 kW	1142 47
TOLEDO I (1L2) 1.6 i	AFT	11.96 - 03.99	1595	B	74 kW	1143 50
TOLEDO I (1L2) 1.6 i	EZ	05.91 - 03.99	1595	B	54 kW	1147 62
TOLEDO I (1L2) 1.8 16V	KR	05.91 - 03.99	1781	B	98 kW	1148 64
TOLEDO I (1L2) 1.8 16V	PL	05.91 - 03.99	1781	B	92 kW	1148 65
TOLEDO I (1L2) 1.8 GT	KR	05.91 - 11.92	1781	B	102 kW	1148 64
TOLEDO I (1L2) 1.8 i	ABS	02.91 - 12.96	1781	B	66 kW	1142 47
TOLEDO I (1L2) 1.8 i	ACC	02.91 - 12.96	1781	B	66 kW	1142 47
TOLEDO I (1L2) 1.8 i	ADZ	02.91 - 12.96	1781	B	66 kW	1143 49
TOLEDO I (1L2) 1.8 i	RP	05.91 - 12.96	1781	B	65 kW	1149 66
TOLEDO I (1L2) 1.9 D	1Y	05.91 - 10.99	1896	D	50 kW	1136 29
TOLEDO I (1L2) 1.9 D	1Y	12.95 - 03.99	1896	D	47 kW	1136 29
TOLEDO I (1L2) 1.9 TDI	1Z	08.95 - 10.99	1896	D	66 kW	1135 27
TOLEDO I (1L2) 1.9 TDI	AFN	11.96 - 03.99	1896	D	81 kW	1137 32
TOLEDO I (1L2) 1.9 TDI	AHU	08.95 - 10.99	1896	D	66 kW	1135 27
TOLEDO I (1L2) 1.9 TD	AAZ	05.91 - 03.99	1896	D	55 kW	1135 27
TOLEDO I (1L2) 2.0 i 16V	ABF	11.93 - 03.99	1984	B	110 kW	1150 70
TOLEDO I (1L2) 2.0 i	2E	05.91 - 10.99	1984	B	85 kW	1150 70
TOLEDO I (1L2) 2.0 i	AGG	05.91 - 10.99	1984	B	85 kW	1150 72
TOLEDO II (1M2) 1.4 16V	AHW	01.00 - 05.02	1390	B	55 kW	1132 12
TOLEDO II (1M2) 1.4 16V	APE	01.00 - 05.02	1390	B	55 kW	1132 12
TOLEDO II (1M2) 1.4 16V	AUA	01.00 - 05.02	1390	B	55 kW	1132 12
TOLEDO II (1M2) 1.4 16V	AXP	01.00 - 05.02	1390	B	55 kW	1132 12
TOLEDO II (1M2) 1.4 16V	BCA	01.00 - 05.02	1390	B	55 kW	1132 14
TOLEDO II (1M2) 1.6 16V	AUS	06.00 - 05.06	1598	B	77 kW	1133 16
TOLEDO II (1M2) 1.6 16V	AZD	06.00 - 05.06	1598	B	77 kW	1133 16
TOLEDO II (1M2) 1.6 16V	BCB	06.00 - 05.06	1598	B	77 kW	1133 16
TOLEDO II (1M2) 1.6	AEH	10.98 - 07.04	1595	B	74 kW	1144 52
TOLEDO II (1M2) 1.6	AKL	10.98 - 07.04	1595	B	74 kW	1141 44
TOLEDO II (1M2) 1.6	APF	10.98 - 07.04	1595	B	74 kW	1144 52
TOLEDO II (1M2) 1.8 20VT	APP	09.00 - 12.04	1781	B	132 kW	1145 54
TOLEDO II (1M2) 1.8 20VT	ARY	09.00 - 12.04	1781	B	132 kW	1145 56
TOLEDO II (1M2) 1.8 20VT	AUQ	09.00 - 12.04	1781	B	132 kW	1145 56
TOLEDO II (1M2) 1.8 20V	AGN	10.98 - 12.05	1781	B	92 kW	1140 42
TOLEDO II (1M2) 1.8 20V	APG	10.98 - 12.05	1781	B	92 kW	1144 53
TOLEDO II (1M2) 1.9 TDI 4Drive	ARL	10.00 - 10.05	1896	D	110 kW	1138 34
TOLEDO II (1M2) 1.9 TDI	AGR	03.99 - 11.05	1896	D	66 kW	1135 27
TOLEDO II (1M2) 1.9 TDI	AHF	10.98 - 11.05	1896	D	81 kW	1134 22
TOLEDO II (1M2) 1.9 TDI	ALH	03.99 - 11.05	1896	D	66 kW	1135 27
TOLEDO II (1M2) 1.9 TDI	ARL	10.00 - 07.04	1896	D	110 kW	1138 34
TOLEDO II (1M2) 1.9 TDI	ASV	10.98 - 11.05	1896	D	81 kW	1137 32
TOLEDO II (1M2) 1.9 TDI	ASZ	05.03 - 05.06	1896	D	96 kW	1138 34
TOLEDO II (1M2) 1.9 TDI	AXR	08.05 - 05.06	1896	D	74 kW	1138 35













							
			ccm				
TOLEDO III (5P2) 1.4 16V	BXW	05.06 - 05.09	1390	B	63 kW	1134	21
TOLEDO III (5P2) 1.4 TSI	CAXC	11.07 - 05.09	1390	B	92 kW	1134	21
TOLEDO III (5P2) 1.6	BGU	10.04 - 05.09	1595	B	75 kW	1146	60
TOLEDO III (5P2) 1.6	BSE	10.04 - 05.09	1595	B	75 kW	1146	60
TOLEDO III (5P2) 1.6	BSF	10.04 - 05.09	1595	B	75 kW	1146	60
TOLEDO III (5P2) 1.6	CCSA	10.04 - 05.09	1595	B	75 kW	1146	60
TOLEDO III (5P2) 1.8 TFSI	BYT	01.07 - 05.09	1798	B	118 kW	1149	67
TOLEDO III (5P2) 1.8 TFSI	BZB	01.07 - 05.09	1798	B	118 kW	1149	67
TOLEDO III (5P2) 1.8 TFSI	CDAA	01.07 - 05.09	1798	B	118 kW	1149	68
TOLEDO III (5P2) 1.9 TDI	BJB	10.04 - 05.09	1896	D	77 kW	1138	35
TOLEDO III (5P2) 1.9 TDI	BKC	10.04 - 05.09	1896	D	77 kW	1138	35
TOLEDO III (5P2) 1.9 TDI	BLS	10.04 - 05.09	1896	D	77 kW	1138	35
TOLEDO III (5P2) 1.9 TDI	BXE	10.04 - 05.09	1896	D	77 kW	1138	35
TOLEDO III (5P2) 2.0 FSI	BLR	10.04 - 05.09	1984	B	110 kW	1151	74
TOLEDO III (5P2) 2.0 FSI	BLY	10.04 - 05.09	1984	B	110 kW	1151	74
TOLEDO III (5P2) 2.0 FSI	BVY	10.04 - 05.09	1984	B	110 kW	1151	74
TOLEDO III (5P2) 2.0 FSI	BVZ	10.04 - 05.09	1984	B	110 kW	1151	74
TOLEDO III (5P2) 2.0 TDI 16V	BKD	04.04 - 05.09	1968	D	103 kW	1146	58
TOLEDO III (5P2) 2.0 TDI	AZV	09.04 - 05.09	1968	D	100 kW	1146	58
TOLEDO III (5P2) 2.0 TDI	BMM	11.05 - 05.09	1968	D	103 kW	1142	46
TOLEDO III (5P2) 2.0 TDI	BMN	01.06 - 05.09	1968	D	125 kW	1146	58
TOLEDO III (5P2) 2.0 TDI	CEGA	01.06 - 05.09	1968	D	125 kW	1142	45
TOLEDO III (5P2) 2.0 TFSI	BWA	11.05 - 05.09	1984	B	147 kW	1151	74
TOLEDO IV (KG3) 1.2 TSI	CBZA	07.12 - 06.15	1197	B	63 kW	1129	5
TOLEDO IV (KG3) 1.2 TSI	CBZB	07.12 - 06.15	1197	B	77 kW	1129	5
TOLEDO IV (KG3) 1.2	CGPC	07.12 - 06.15	1198	B	55 kW	1133	18
TOLEDO IV (KG3) 1.4 TSI	CAXA	07.12 - 06.15	1390	B	90 kW	1134	21
TOLEDO IV (KG3) 1.6 TDI	CAYB	06.13 - 06.15	1598	D	66 kW	1134	23
TOLEDO IV (KG3) 1.6 TDI	CAYC	07.12 - 06.15	1598	D	77 kW	1134	23
TOLEDO IV (KG3) 1.6 TDI	CLNA	07.12 - 06.15	1598	D	77 kW	1134	23
TOLEDO IV (KG3) 1.6 TDI	CXMA	05.15 - 04.19	1598	D	85 kW	1134	24
TOLEDO IV (KG3) 1.6	CFNA	07.13 - 04.19	1598	B	77 kW	1134	21

ENGINE	∅	POS	ccm	kW	POS	1	ENGINE	∅	POS	ccm	kW	POS	1		
022 A 000	80,000	4	1592	68 - 70 kW	B	1139	41	AJQ	81,000	4	1781	132 kW	B	1141	43
022 A.5000	83,000	4	1714	40 - 42 kW	D	1152	80	AKK	76,500	4	1390	44 kW	B	1132	12
08 NCA	65,000	4	843	25 kW	B	1129	1	AKL	81,000	4	1595	74 - 76 kW	B	1141	44
08 NCB	65,000	4	899	30 - 32 kW	B	1129	1	AKU	79,500	4	1716	44 kW	D	1137	30
09 NCA	65,000	4	903	29 kW	B	1129	1	AKV	76,500	4	1389	44 kW	B	1132	13
09 NCB	65,000	4	903	29 kW	B	1129	1	ALD	67,100	4	999	37 kW	B	1129	4
1 W	75,000	4	1398	35 kW	D	1130	8	ALH	79,500	4	1896	66 kW	D	1135	27
100 GL 3000	65,000	4	903	31 - 33 kW	B	1129	1	ALL	67,100	4	999	37 kW	B	1129	4
100 GL 6000	65,000	4	843	25 kW	B	1129	1	ALM	76,500	4	1598	55 kW	B	1132	13
100 GL 7000	65,000	4	903	29 kW	B	1129	1	ALZ	81,000	4	1595	75 kW	B	1146	60
100 GL.040	65,000	4	903	38 kW	B	1129	2	AMF	79,500	3	1422	55 kW	D	1138	36
1000 GL 7000	65,000	4	903	29 - 32 kW	B	1129	2	AMK	81,000	4	1781	154 kW	B	1145	54
120G100	65,000	4	843	27 kW	B	1129	2	ANM	76,500	4	1390	74 kW	B	1131	10
124 A9.000	80,000	4	1592	70 kW	B	1139	41	ANU	79,500	4	1896	66 kW	D	1135	25
124 B3.000	84,000	4	1585	55 kW	B	1152	81	ANV	67,100	4	999	37 kW	B	1129	4
126G100	65,000	4	843	35 kW	B	1129	2	ANW	76,500	4	1390	44 kW	B	1132	14
131 C4.000	84,000	4	1995	83 - 85 kW	B	1152	81	ANX	76,500	4	1390	40 kW	B	1132	13
132 B1.000	84,000	4	1756	77 - 82 kW	B	1152	81	APE	76,500	4	1390	55 kW	B	1132	12
132 BB OA O	80,000	4	1592	71 - 72 kW	B	1139	41	APF	81,000	4	1595	74 kW	B	1144	52
132B0000	80,000	4	1592	72 kW	B	1139	41	APG	81,000	4	1781	92 kW	B	1144	53
138 A5.000	83,000	4	1714	40 - 42 kW	D	1152	80	APP	81,000	4	1781	132 kW	B	1145	54
138 AR6.000	80,000	4	1592	68 kW	B	1139	41	APQ	76,500	4	1389	44 kW	B	1132	13
146 A 000	65,000	4	903	29 - 32 kW	B	1129	1	AQM	79,500	4	1896	50 kW	D	1137	30
1F	81,000	4	1595	52 - 55 kW	B	1148	64	AQQ	76,500	4	1390	74 kW	B	1132	12
1Y	79,500	4	1896	47 - 50 kW	D	1136	29	AQX	81,000	4	1781	115 kW	B	1145	55
1Z	79,500	4	1896	66 kW	D	1135	27	ARL	79,500	4	1896	110 kW	D	1138	34
2E	82,500	4	1984	85 kW	B	1150	70	ARY	81,000	4	1781	132 kW	B	1145	56
2G	75,000	4	1272	40 kW	B	1130	7	ASK	79,500	4	1896	81 kW	D	1137	31
8144.61	93,000	4	2445	52 - 55 kW	D	1152	83	AST	67,100	4	999	51 kW	B	1129	3
A112 A5.000	65,000	4	903	29 - 33 kW	B	1129	1	ASV	79,500	4	1896	81 kW	D	1137	32
AAU	75,000	4	1043	33 kW	B	1130	7	ASY	79,500	4	1896	47 kW	D	1137	30
AAV	75,000	4	1272	40 kW	B	1130	7	ASZ	79,500	4	1896	96 - 112 kW	D	1138	34
AAZ	79,500	4	1896	55 kW	D	1135	27	ATD	79,500	4	1896	74 kW	D	1137	33
ABD	75,000	4	1390	44 kW	B	1130	7	ATM	82,500	4	1984	85 kW	B	1151	73
ABF	82,500	4	1984	110 kW	B	1150	70	ATN	76,500	4	1598	77 kW	B	1132	15
ABN	81,000	4	1595	54 - 55 kW	B	1142	47	AUA	76,500	4	1390	55 kW	B	1132	12
ABS	81,000	4	1781	66 kW	B	1142	47	AUB	76,500	4	1390	74 kW	B	1132	12
ABU	76,500	4	1598	55 kW	B	1131	10	AUC	67,100	4	999	37 kW	B	1129	4
ACC	81,000	4	1781	66 kW	B	1142	47	AUD	76,500	4	1390	44 kW	B	1132	12
ADL	81,000	4	1781	95 kW	B	1142	48	AUQ	81,000	4	1781	132 kW	B	1145	56
ADY	82,500	4	1984	85 kW	B	1150	71	AUR	81,000	4	1595	74 kW	B	1144	52
ADZ	81,000	4	1781	66 kW	B	1143	49	AUS	76,500	4	1598	77 kW	B	1133	16
AEE	76,500	4	1598	55 kW	B	1131	9	AUY	79,500	4	1896	85 kW	D	1137	33
AEF	79,500	4	1896	47 kW	D	1134	22	AVG	79,500	4	1896	81 kW	D	1137	32
AEH	81,000	4	1595	74 kW	B	1144	52	AVZ	67,100	4	999	51 kW	B	1129	3
AER	67,100	4	999	37 kW	B	1129	4	AWC	81,000	4	1781	110 kW	B	1144	53
AEX	76,500	4	1390	44 kW	B	1131	10	AXP	76,500	4	1390	55 kW	B	1132	12
AEY	79,500	4	1896	47 kW	D	1135	27	AXR	79,500	4	1896	74 kW	D	1138	35
AFH	76,500	4	1390	74 kW	B	1131	11	AYP	81,000	4	1781	115 - 132 kW	B	1145	55
AFK	76,500	4	1390	74 kW	B	1132	12	AYQ	79,500	4	1896	47 kW	D	1137	30
AFN	79,500	4	1896	81 kW	D	1137	32	AZD	76,500	4	1598	77 kW	B	1133	16
AFT	81,000	4	1595	74 kW	B	1143	50	AZL	82,500	4	1984	85 kW	B	1151	73
AGG	82,500	4	1984	85 kW	B	1150	72	AZQ	76,500	3	1198	47 kW	B	1133	17
AGN	81,000	4	1781	92 kW	B	1140	42	AZV	81,000	4	1968	100 kW	D	1146	58
AGP	79,500	4	1896	50 kW	D	1136	28	BAH	76,500	4	1598	74 - 75 kW	B	1133	20
AGR	79,500	4	1896	66 kW	D	1135	27	BAM	81,000	4	1781	165 kW	B	1145	54
AHB	79,500	4	1715	42 kW	D	1136	29	BBM	76,500	3	1198	44 kW	B	1133	17
AHF	79,500	4	1896	81 kW	D	1134	22	BBU	81,000	4	1781	132 kW	B	1146	57
AHT	72,000	4	997	37 kW	B	1130	6	BBX	82,500	4	1984	85 - 86 kW	B	1151	73
AHU	79,500	4	1896	66 kW	D	1135	27	BBY	76,500	4	1390	55 kW	B	1132	12
AHW	76,500	4	1390	55 kW	B	1132	12	BBZ	76,500	4	1390	74 kW	B	1132	12
AJH	81,000	4	1781	110 kW	B	1144	51	BCA	76,500	4	1390	55 kW	B	1132	14



ENGINE	ccm	kW		ENGINE	ccm	kW	
BCB	76,500	4	1598	77 kW	B	1133	16
BFQ	81,000	4	1595	75 kW	B	1146	60
BGU	81,000	4	1595	75 kW	B	1146	60
BJB	79,500	4	1896	77 kW	D	1138	35
BJX	81,000	4	1781	110 kW	B	1145	56
BKC	79,500	4	1896	77 kW	D	1138	35
BKD	81,000	4	1968	103 kW	D	1146	58
BKV	81,000	4	1781	110 kW	B	1145	56
BKY	76,500	4	1390	55 kW	B	1132	12
BLR	82,500	4	1984	110 kW	B	1151	74
BLS	79,500	4	1896	77 kW	D	1138	35
BLT	79,500	4	1896	96 kW	D	1138	34
BLY	82,500	4	1984	110 kW	B	1151	74
BLZ	81,000	4	1781	132 kW	B	1145	56
BME	76,500	3	1198	47 kW	B	1133	17
BMM	81,000	4	1968	103 kW	D	1142	46
BMN	81,000	4	1968	125 kW	D	1146	58
BMS	79,500	3	1422	59 kW	D	1138	36
BMT	79,500	4	1896	74 kW	D	1138	35
BNM	79,500	3	1422	51 kW	D	1138	36
BNV	79,500	3	1422	59 kW	D	1138	36
BPX	79,500	4	1896	118 kW	D	1138	34
BRT	81,000	4	1968	103 kW	D	1142	46
BSE	81,000	4	1595	75 kW	B	1146	60
BSF	81,000	4	1595	75 kW	B	1146	60
BTB	79,500	4	1896	110 kW	D	1135	26
BTS	76,500	4	1598	77 kW	B	1134	21
BUK	79,500	4	1896	118 kW	D	1138	37
BVK	79,500	4	1896	85 kW	D	1139	38
BVY	82,500	4	1984	110 kW	B	1151	74
BVZ	82,500	4	1984	110 kW	B	1151	74
BWA	82,500	4	1984	147 kW	B	1151	74
BWE	82,500	4	1984	147 kW	B	1151	74
BXE	79,500	4	1896	77 kW	D	1138	35
BXF	79,500	4	1896	66 kW	D	1138	35
BXJ	79,500	4	1896	66 kW	D	1138	35
BXV	76,500	3	1198	51 kW	B	1133	17
BXW	76,500	4	1390	63 kW	B	1134	21
BYT	82,500	4	1798	118 kW	B	1149	67
BZB	82,500	4	1798	118 kW	B	1149	67
BZG	76,500	3	1198	51 kW	B/G	1133	17
CAGA	81,000	4	1968	105 kW	D	1142	45
CAGC	81,000	4	1968	88 kW	D	1142	45
CAHA	81,000	4	1968	125 kW	D	1142	45
CAVA	76,500	4	1390	110 kW	B	1134	21
CAVE	76,500	4	1390	132 kW	B	1134	21
CAVF	76,500	4	1390	110 kW	B	1134	21
CAXA	76,500	4	1390	90 kW	B	1134	21
CAXC	76,500	4	1390	92 kW	B	1134	21
CAYA	79,500	4	1598	55 kW	D	1134	23
CAYB	79,500	4	1598	66 kW	D	1134	23
CAYC	79,500	4	1598	77 kW	D	1134	23
CBDB	81,000	4	1968	103 kW	D	1142	45
CBZA	71,000	4	1197	63 kW	B	1129	5
CBZB	71,000	4	1197	77 kW	B	1129	5
CCSA	81,000	4	1595	75 kW	B	1146	60
CCZA	82,500	4	1984	147 kW	B	1151	76
CCZB	82,500	4	1984	155 kW	B	1151	75
CDAA	82,500	4	1798	118 kW	B	1149	68
CDHA	82,500	4	1798	88 kW	B	1149	68
CDHB	82,500	4	1798	118 kW	B	1149	68
CDLA	82,500	4	1984	195 kW	B	1149	69
CDND	82,500	4	1984	155 kW	B	1151	76
CEGA	81,000	4	1968	125 kW	D	1142	45
CEKA	82,500	4	1984	85 - 86 kW	B	1151	77
CFFA	81,000	4	1968	100 kW	D	1142	45
CFFB	81,000	4	1968	103 kW	D	1142	45
CFFE	81,000	4	1968	85 kW	D	1142	45
CFGB	81,000	4	1968	125 kW	D	1142	45
CFGC	81,000	4	1968	130 kW	D	1146	59
CFHC	81,000	4	1968	103 kW	D	1142	45
CFHD	81,000	4	1968	105 kW	D	1146	59
CFJA	81,000	4	1968	125 kW	D	1142	45
CFNA	76,500	4	1598	77 kW	B	1134	21
CFWA	79,500	3	1199	55 kW	D	1139	39
CGBB	76,500	4	1390	63 kW	B	1134	21
CGLB	81,000	4	1968	125 kW	D	1146	59
CGPA	76,500	3	1198	51 kW	B	1133	17
CGPB	76,500	3	1198	44 kW	B	1133	17
CGPC	76,500	3	1198	55 kW	B	1133	18
CHFA	76,500	3	1198	44 kW	B	1133	17
CHGA	81,000	4	1595	75 kW	B/G	1146	60
CJCA	81,000	4	1968	105 kW	D	1146	59
CJCC	81,000	4	1968	88 kW	D	1146	59
CJSA	82,500	4	1798	132 kW	B	1151	78
CJSB	82,500	4	1798	132 kW	B	1151	78
CJXA	82,500	4	1984	206 kW	B	1152	79
CJXC	82,500	4	1984	221 kW	B	1152	79
CJXE	82,500	4	1984	195 kW	B	1152	79
CJXG	82,500	4	1984	228 kW	B	1152	79
CJXH	82,500	4	1984	213 kW	B	1152	79
CKFC	81,000	4	1968	110 kW	D	1146	59
CLCB	81,000	4	1968	103 kW	D	1142	45
CLHA	79,500	4	1598	77 kW	D	1139	40
CLHB	79,500	4	1598	66 kW	D	1139	40
CLNA	79,500	4	1598	77 kW	D	1134	23
CMXA	81,000	4	1595	75 kW	B	1146	60
CNKA	76,500	4	1598	60 kW	B	1133	19
CNUB	76,500	4	1390	110 kW	B	1133	20
CNWB	76,500	4	1390	110 kW	B	1133	20
CRBC	81,000	4	1968	110 kW	D	1146	59
CRGA	81,000	4	1968	130 kW	D	1146	61
CRKB	79,500	4	1598	81 kW	D	1139	40
CRLB	81,000	4	1968	110 kW	D	1146	59
CRLD	81,000	4	1968	81 kW	D	1146	61
CRMB	81,000	4	1968	110 kW	D	1146	59
CRVA	81,000	4	1968	81 kW	D	1146	59
CRVC	81,000	4	1968	105 kW	D	1146	59
CTHA	76,500	4	1390	110 kW	B	1134	21
CTHE	76,500	4	1390	132 kW	B	1134	21
CTHF	76,500	4	1390	110 kW	B	1133	20
CTJB	76,500	4	1390	110 kW	B	1133	20
CTJC	76,500	4	1390	132 kW	B	1133	20
CUNA	81,000	4	1968	135 kW	D	1146	59
CUPA	81,000	4	1968	135 kW	D	1146	59
CUVA	81,000	4	1968	85 kW	D	1146	59
CUVC	81,000	4	1968	110 kW	D	1146	59
CUWA	81,000	4	1968	135 kW	D	1146	59
CXMA	79,500	4	1598	85 kW	D	1134	24
CXXA	79,500	4	1598	66 kW	D	1139	40
CXXB	79,500	4	1598	81 kW	D	1139	40
CZPB	82,500	4	1984	140 kW	B	1151	78
DAJA	82,500	4	1798	141 kW	B	1151	78
DBKA	79,500	4	1598	81 kW	D	1139	40

			ccm	kW			1 POS				ccm	kW			1 POS
DCYA	81,000	4	1968	110 kW	D	1146	61	DJGA	81,000	4	1968	135 kW	D	1146	61
DDYA	79,500	4	1598	85 kW	D	1139	40	DKZA	82,500	4	1984	140 kW	B	1151	78
DDYB	79,500	4	1598	66 kW	D	1139	40	DNUC	82,500	4	1984	213 kW	B	1152	79
DEDA	82,500	4	1984	162 kW	B	1152	79	DNUE	82,500	4	1984	221 kW	B	1152	79
DFFA	81,000	4	1968	110 kW	D	1146	59	EZ	81,000	4	1595	52 - 54 kW	B	1147	62
DFGA	81,000	4	1968	110 kW	D	1146	61	FA19	84,000	4	1995	85 kW	B	1152	81
DFHA	81,000	4	1968	140 kW	D	1146	61	FC16	84,000	4	1585	70 kW	B	1152	81
DFLA	81,000	4	1968	110 kW	D	1146	61	HB 90	65,000	4	903	31 kW	B	1129	1
DFLD	81,000	4	1968	85 kW	D	1146	61	HM	81,000	4	1595	38 - 55 kW	B	1147	63
DFMA	81,000	4	1968	135 kW	D	1146	61	KR	81,000	4	1781	98 - 102 kW	B	1148	64
DGTA	79,500	4	1598	85 kW	D	1139	40	MN	75,000	4	1272	33 kW	D	1130	8
DGTC	79,500	4	1598	59 kW	D	1139	40	OM 615.912	87,000	4	2197	44 kW	D	1152	82
DGTD	79,500	4	1598	70 kW	D	1139	40	PL	81,000	4	1781	92 kW	B	1148	65
DGTE	79,500	4	1598	85 kW	D	1139	40	RP	81,000	4	1781	65 kW	B	1149	66



65,000 mm										1
08 NCA , 08 NCB , 09 NCA , 09 NCB , 100 GL 3000 , 100 GL 6000 , 100 GL 7000 , 146 A 000 , A112 A5.000 , HB 90 ,										
402005-00-4										3 pairs
	1,3	HL	AL	50,785 50,805	54,507 54,520	20,620	↑ LO3G ↓ LO3G	1,837		2 pairs
	2	HL	AL	50,790 50,810	54,507 54,520	22,780	↑ LO2G ↓ LO2G	1,837		1 pair
432005-00-4										4 pairs
	1-4	PL	AL	39,985 40,005	43,657 43,670	16,550	↑ LO2 ↓ LO2	1,813		
65,000 mm										2
100 GL.040 , 1000 GL 7000 , 120G100 , 126G100 ,										
402005-00-4										3 pairs
	1,3	HL	AL	50,785 50,805	54,507 54,520	20,620	↑ LO3G ↓ LO3G	1,837		2 pairs
	2	HL	AL	50,790 50,810	54,507 54,520	22,780	↑ LO2G ↓ LO2G	1,837		1 pair
67,100 mm										3
AST , AVZ ,										
405014-00-4										5 pairs
	-25-4 -50-4	1-5	HL	53,963 53,978	59,000 59,019	18,500	↑ LO2G ↓ L	2,507		
415001-00-2										2 pairs
	-10-2 -20-2		AS	59,500 59,750	72,950 73,200		↑ G ↓ L G	1,975		
435011-00-4										4 pairs
	-25-4 -50-4 -75-4	1-4	PL	41,965 41,980	45,000 45,012	18,500	↑ O1 ↓ O1	1,505		
67,100 mm										4
AER , ALD , ALL , ANV , AUC ,										
405014-00-4										5 pairs
	-25-4 -50-4	1-5	HL	53,963 53,978	59,000 59,019	18,500	↑ LO2G ↓ L	2,507		
415001-00-2										2 pairs
	-10-2 -20-2		AS	59,500 59,750	72,950 73,200		↑ G ↓ L G	1,975		
415002-00-1										1 pair
			AS	59,500 59,750	71,550 71,800		↑ G ↓ G	2,475		
435011-00-4										4 pairs
	-25-4 -50-4 -75-4	1-4	PL	41,965 41,980	45,000 45,012	18,500	↑ O1 ↓ O1	1,505		
71,000 mm										5
CBZA , CBZB ,										
405025-00-4										5 pairs
	1-5	HL	AL	41,963 41,978	47,000 47,019	16,300	↑ LO1G ↓ L	2,513		
415004-00-1										1 pair
	1	AS	AL	48,100 48,100	64,750 65,000		↑ G ↓ G	2,475		
435019-00-4										4 pairs
	-25-4 -50-4	1-4	PL	41,975 41,990	45,000 45,012	15,000	↑ O1 ↓ O1	1,500		



72,000 mm **6**

AHT

405014-00-4										5 pairs
-25-4	1-5	HL	AL	53,963	59,000	18,500	↑ L O2G	2,507		
-50-4				53,978	59,019		↓ L			
415001-00-2										2 pairs
-10-2		AS	AL	59,500	72,950		↑ G	1,975		
-20-2				59,750	73,200		↓ L G			
415002-00-1										1 pair
		AS	CU2	59,500	71,550		↑ G	2,475		
				59,750	71,800		↓ G			
435011-00-4										4 pairs
-25-4	1-4	PL	AL	41,965	45,000	18,500	↑ O1	1,505		
-50-4				41,980	45,012		↓ O1			
-75-4										

75,000 mm **7**

2G , AAU , AAV , ABD ,

415001-00-2										2 pairs
-10-2		AS	AL	59,500	72,950		↑ G	1,975		
-20-2				59,750	73,200		↓ L G			
435008-00-4										4 pairs
-25-4	1-4	PL	CU3	41,965	45,000	18,000	↑ L	1,505		
-50-4				41,980	45,016		↓ L			
-75-4										

75,000 mm **8**

1 W , MN ,

405002-00-4 *										5 pairs
-25-4	1,2,5	HL	AL	53,958	59,000	18,500	↑ L O1G	2,502	3 pairs	
-50-4				53,978	59,019		↓ L			
-75-4										
-100-4	4	HL	AL	53,958	59,000	18,500	↑ L O1G	2,502	1 pair	
				53,978	59,019		↓ L O1G			
	3	FL	AL	53,958	59,000	24,930	↑ L O1G	2,502	1 pair	
				53,978	59,019		↓ L			
415001-00-2										2 pairs
-10-2		AS	AL	59,500	72,950		↑ G	1,975		
-20-2				59,750	73,200		↓ L G			
435008-00-4										4 pairs
-25-4	1-4	PL	CU3	41,965	45,000	18,000	↑ L	1,505		
-50-4				41,980	45,016		↓ L			
-75-4										



76,500 mm							9			
AEE										
405001-00-4 5 pairs										
-25-4	1,2,3,5	HL	AL	53,958	59,000	18,500	↑ LO1G	2,502	4 pairs	
-50-4				53,978	59,019		↓ L			
-75-4										
-100-4	4	HL	AL	53,958	59,000	18,500	↑ LO1G	2,502	1 pair	
				53,978	59,019		↓ LO1G			
405002-00-4 * 5 pairs										
-25-4	1,2,5	HL	AL	53,958	59,000	18,500	↑ LO1G	2,502	3 pairs	
-50-4				53,978	59,019		↓ L			
-75-4										
-100-4	4	HL	AL	53,958	59,000	18,500	↑ LO1G	2,502	1 pair	
				53,978	59,019		↓ LO1G			
	3	FL	AL	53,958	59,000	24,930	↑ LO1G	2,502	1 pair	
				53,978	59,019		↓ L			
405012-00-4 5 pairs										
-25-4	1-5	HL	AL	53,958	59,000	18,500	↑ LO1G	2,502		
-50-4				53,978	59,019		↓ L			
-75-4										
405014-00-4 5 pairs										
-25-4	1-5	HL	AL	53,963	59,000	18,500	↑ LO2G	2,507		
-50-4				53,978	59,019		↓ L			
405018-00-4 5 pairs										
-25-4	1-5	HL	CU3	53,958	59,000	18,500	↑ LO1G	2,502		
-50-4				53,978	59,019		↓ L			
415001-00-2 2 pairs										
-10-2		AS	AL	59,500	72,950		↑ G	1,975		
-20-2				59,750	73,200		↓ L G			
435013-00-4 4 pairs										
-25-4	1-4	PL	AL	47,763	50,600	18,500	↑ O1	1,406		
-50-4				47,778	50,612		↓ O1			
-75-4										

76,500 mm							10			
ABU, AEX, ANM,										
415001-00-2 2 pairs										
-10-2		AS	AL	59,500	72,950		↑ G	1,975		
-20-2				59,750	73,200		↓ L G			
435013-00-4 4 pairs										
-25-4	1-4	PL	AL	47,763	50,600	18,500	↑ O1	1,406		
-50-4				47,778	50,612		↓ O1			
-75-4										

76,500 mm							11			
AFH										
405012-00-4 5 pairs										
-25-4	1-5	HL	AL	53,958	59,000	18,500	↑ LO1G	2,502		
-50-4				53,978	59,019		↓ L			
-75-4										
405014-00-4 5 pairs										
-25-4	1-5	HL	AL	53,963	59,000	18,500	↑ LO2G	2,507		
-50-4				53,978	59,019		↓ L			
415001-00-2 2 pairs										
-10-2		AS	AL	59,500	72,950		↑ G	1,975		
-20-2				59,750	73,200		↓ L G			
435013-00-4 4 pairs										
-25-4	1-4	PL	AL	47,763	50,600	18,500	↑ O1	1,406		
-50-4				47,778	50,612		↓ O1			
-75-4										



76,500 mm **12**

AFK , AHW , AKK , APE , AQQ , AUA , AUB , AUD , AXP , BBY , BBZ , BKY ,

405014-00-4								5 pairs
-25-4	1-5	HL	AL	53,963	59,000	18,500	↑ L O2G	2,507
-50-4				53,978	59,019		↓ L	
415001-00-2								2 pairs
-10-2		AS	AL	59,500	72,950		↑ G	1,975
-20-2				59,750	73,200		↓ L G	
415002-00-1								1 pair
		AS	CU2	59,500	71,550		↑ G	2,475
				59,750	71,800		↓ G	
435013-00-4								4 pairs
-25-4	1-4	PL	AL	47,763	50,600	18,500	↑ O1	1,406
-50-4				47,778	50,612		↓ O1	
-75-4								

76,500 mm **13**

AKV , ALM , ANX , APQ ,

405014-00-4								5 pairs
-25-4	1-5	HL	AL	53,963	59,000	18,500	↑ L O2G	2,507
-50-4				53,978	59,019		↓ L	
415001-00-2								2 pairs
-10-2		AS	AL	59,500	72,950		↑ G	1,975
-20-2				59,750	73,200		↓ L G	
435013-00-4								4 pairs
-25-4	1-4	PL	AL	47,763	50,600	18,500	↑ O1	1,406
-50-4				47,778	50,612		↓ O1	
-75-4								

76,500 mm **14**

ANW , BCA ,

405014-00-4								5 pairs
-25-4	1-5	HL	AL	53,963	59,000	18,500	↑ L O2G	2,507
-50-4				53,978	59,019		↓ L	
415001-00-2								2 pairs
-10-2		AS	AL	59,500	72,950		↑ G	1,975
-20-2				59,750	73,200		↓ L G	
415002-00-1								1 pair
		AS	CU2	59,500	71,550		↑ G	2,475
				59,750	71,800		↓ G	

76,500 mm **15**

ATN

405014-00-4								5 pairs
-25-4	1-5	HL	AL	53,963	59,000	18,500	↑ L O2G	2,507
-50-4				53,978	59,019		↓ L	
415001-00-2								2 pairs
-10-2		AS	AL	59,500	72,950		↑ G	1,975
-20-2				59,750	73,200		↓ L G	
435003-00-4								4 pairs
	1-4	PL	AL	47,758	50,600	18,500	↑ O1	1,406
			↓ CU3	47,778	50,612		↓	



76,500 mm							16	
AUS, AZD, BCB,								
405014-00-4							5 pairs	
-25-4	1-5	HL	AL	53,963	59,000	18,500	↑ LO2G	2,507
-50-4				53,978	59,019		↓ L	
415001-00-2							2 pairs	
-10-2		AS	AL	59,500	72,950		↑ G	1,975
-20-2				59,750	73,200		↓ L G	
435003-00-4							4 pairs	
	1-4	PL	AL	47,758	50,600	18,500	↑ O1	1,406
			↓ CU3	47,778	50,612		↓	
435013-00-4							4 pairs	
-25-4	1-4	PL	AL	47,763	50,600	18,500	↑ O1	1,406
-50-4				47,778	50,612		↓ O1	
-75-4								
76,500 mm							17	
AZQ, BBM, BME, BXV, BZG, CGPA, CGPB, CHFA,								
405003-00-3							4 pairs	
-25-3	1-4	HL	AL	47,960	55,000	18,500	↑ O2G	3,510
-50-3				47,980	55,016		↓	
415002-00-1							1 pair	
		AS	CU2	59,500	71,550		↑ G	2,475
				59,750	71,800		↓ G	
435019-00-3							3 pairs	
-25-3	1-3	PL	AL	41,975	45,000	15,000	↑ O1	1,500
-30-3				41,990	45,012		↓ O1	
-50-3								
76,500 mm							18	
CGPC								
405003-00-3							4 pairs	
-25-3	1-4	HL	AL	47,960	55,000	18,500	↑ O2G	3,510
-50-3				47,980	55,016		↓	
76,500 mm							19	
CNKA								
405014-00-4							5 pairs	
-25-4	1-5	HL	AL	53,963	59,000	18,500	↑ LO2G	2,507
-50-4				53,978	59,019		↓ L	
415001-00-2							2 pairs	
-10-2		AS	AL	59,500	72,950		↑ G	1,975
-20-2				59,750	73,200		↓ L G	
415002-00-1							1 pair	
		AS	CU2	59,500	71,550		↑ G	2,475
				59,750	71,800		↓ G	
435014-00-4							4 pairs	
-25-4	1-4	PL	AL	47,763	50,600	17,200	↑ O1	1,406
-50-4				47,778	50,612		↓ O1	
76,500 mm							20	
BAH, CNUB, CNWB, CTHF, CTJB, CTJC,								
405014-00-4							5 pairs	
-25-4	1-5	HL	AL	53,963	59,000	18,500	↑ LO2G	2,507
-50-4				53,978	59,019		↓ L	
415001-00-2							2 pairs	
-10-2		AS	AL	59,500	72,950		↑ G	1,975
-20-2				59,750	73,200		↓ L G	



76,500 mm 21

BTS , BXW , CAVA , CAVE , CAVF , CAXA , CAXC , CFNA , CGGB , CTHA , CTHE ,

405014-00-4 5 pairs									
-25-4	1-5	HL	AL	53,963	59,000	18,500	↑ L O2G	2,507	
-50-4				53,978	59,019		↓ L		
415001-00-2 2 pairs									
-10-2		AS	AL	59,500	72,950		↑ G	1,975	
-20-2				59,750	73,200		↓ L G		
435014-00-4 4 pairs									
-25-4	1-4	PL	AL	47,763	50,600	17,200	↑ O1	1,406	
-50-4				47,778	50,612		↓ O1		

79,500 mm 22

AEF , AHF ,

405012-00-4 5 pairs									
-25-4	1-5	HL	AL	53,958	59,000	18,500	↑ L O1G	2,502	
-50-4				53,978	59,019		↓ L		
-75-4									
415001-00-2 2 pairs									
-10-2		AS	AL	59,500	72,950		↑ G	1,975	
-20-2				59,750	73,200		↓ L G		

79,500 mm 23

CAYA , CAYB , CAYC , CLNA ,

405021-00-4 5 pairs									
-25-4	1-5	HL	AL	53,958	59,000	18,500	↑ L O1G	2,501	
-50-4				53,978	59,012		↓ L		
415001-00-2 2 pairs									
-10-2		AS	AL	59,500	72,950		↑ G	1,975	
-20-2				59,750	73,200		↓ L G		
435016-00-4 4 pairs									
-25-4	1-4	PL	CU3	47,758	50,600	20,000		1,406	
-50-4			↓ AL	47,778	50,612				
-75-4									

79,500 mm 24

CXMA

405014-00-4 5 pairs									
-25-4	1-5	HL	AL	53,963	59,000	18,500	↑ L O2G	2,507	
-50-4				53,978	59,019		↓ L		
415001-00-2 2 pairs									
-10-2		AS	AL	59,500	72,950		↑ G	1,975	
-20-2				59,750	73,200		↓ L G		



79,500 mm							25		
ANU									
405012-00-4							5 pairs		
-25-4	1-5	HL	AL	53,958	59,000	18,500	↑ LO1G	2,502	
-50-4				53,978	59,019		↓ L		
-75-4									
405018-00-4							5 pairs		
-25-4	1-5	HL	CU3	53,958	59,000	18,500	↑ LO1G	2,502	
-50-4				53,978	59,019		↓ L		
415001-00-2							2 pairs		
-10-2		AS	AL	59,500	72,950		↑ G	1,975	
-20-2				59,750	73,200		↓ L G		
435016-00-4							4 pairs		
-25-4	1-4	PL	CU3	47,758	50,600	20,000		1,406	
-50-4			↓ AL	47,778	50,612				
-75-4									
465001-00-5							5 pairs		
	1-5	NWL	CU3	28,947	32,000	25,000	↑ L	1,513	
				28,960	32,025		↓ L		
79,500 mm							26		
BTB									
405021-00-4							5 pairs		
-25-4	1-5	HL	AL	53,958	59,000	18,500	↑ LO1G	2,501	
-50-4				53,978	59,012		↓ L		
415001-00-2							2 pairs		
-10-2		AS	AL	59,500	72,950		↑ G	1,975	
-20-2				59,750	73,200		↓ L G		
435017-00-4							4 pairs		
-25-4	1-4	PL	CU3	50,858	53,700	20,400		1,403	
-50-4			↓ AL	50,878	53,712				
-75-4									
79,500 mm							27		
1Z, AAZ, AEY, AGR, AHU, ALH,									
405001-00-4							5 pairs		
-25-4	1,2,3,5	HL	AL	53,958	59,000	18,500	↑ LO1G	2,502	4 pairs
-50-4				53,978	59,019		↓ L		
-75-4									
-100-4	4	HL	AL	53,958	59,000	18,500	↑ LO1G	2,502	1 pair
				53,978	59,019		↓ LO1G		
405012-00-4							5 pairs		
-25-4	1-5	HL	AL	53,958	59,000	18,500	↑ LO1G	2,502	
-50-4				53,978	59,019		↓ L		
-75-4									
405018-00-4							5 pairs		
-25-4	1-5	HL	CU3	53,958	59,000	18,500	↑ LO1G	2,502	
-50-4				53,978	59,019		↓ L		
415001-00-2							2 pairs		
-10-2		AS	AL	59,500	72,950		↑ G	1,975	
-20-2				59,750	73,200		↓ L G		
435005-00-4							4 pairs		
-25-4	1-4	PL	CU3	47,758	50,600	20,000	↑ L	1,406	
-50-4				47,778	50,619		↓ L		



79,500 mm **28**

AGP

405001-00-4 5 pairs									
-25-4	1,2,3,5	HL	AL	53,958	59,000	18,500	↑ LO1G	2,502	4 pairs
-50-4				53,978	59,019		↓ L		
-75-4									
-100-4	4	HL	AL	53,958	59,000	18,500	↑ LO1G	2,502	1 pair
				53,978	59,019		↓ LO1G		
405012-00-4 5 pairs									
-25-4	1-5	HL	AL	53,958	59,000	18,500	↑ LO1G	2,502	
-50-4				53,978	59,019		↓ L		
-75-4									
405018-00-4 5 pairs									
-25-4	1-5	HL	CU3	53,958	59,000	18,500	↑ LO1G	2,502	
-50-4				53,978	59,019		↓ L		
415001-00-2 2 pairs									
-10-2		AS	AL	59,500	72,950		↑ G	1,975	
-20-2				59,750	73,200		↓ L G		
435005-00-4 4 pairs									
-25-4	1-4	PL	CU3	47,758	50,600	20,000	↑ L	1,406	
-50-4				47,778	50,619		↓ L		
435006-00-4 4 pairs									
-25-4	1-4	PL	AL	47,758	50,600	19,000	↑ L	1,406	
-50-4				47,778	50,619		↓ L		
-75-4									

79,500 mm **29**

1Y, AHB,

405001-00-4 5 pairs									
-25-4	1,2,3,5	HL	AL	53,958	59,000	18,500	↑ LO1G	2,502	4 pairs
-50-4				53,978	59,019		↓ L		
-75-4									
-100-4	4	HL	AL	53,958	59,000	18,500	↑ LO1G	2,502	1 pair
				53,978	59,019		↓ LO1G		
405002-00-4 * 5 pairs									
-25-4	1,2,5	HL	AL	53,958	59,000	18,500	↑ LO1G	2,502	3 pairs
-50-4				53,978	59,019		↓ L		
-75-4									
-100-4	4	HL	AL	53,958	59,000	18,500	↑ LO1G	2,502	1 pair
				53,978	59,019		↓ LO1G		
	3	FL	AL	53,958	59,000	24,930	↑ LO1G	2,502	1 pair
				53,978	59,019		↓ L		
405012-00-4 5 pairs									
-25-4	1-5	HL	AL	53,958	59,000	18,500	↑ LO1G	2,502	
-50-4				53,978	59,019		↓ L		
-75-4									
405018-00-4 5 pairs									
-25-4	1-5	HL	CU3	53,958	59,000	18,500	↑ LO1G	2,502	
-50-4				53,978	59,019		↓ L		
415001-00-2 2 pairs									
-10-2		AS	AL	59,500	72,950		↑ G	1,975	
-20-2				59,750	73,200		↓ L G		
435006-00-4 4 pairs									
-25-4	1-4	PL	AL	47,758	50,600	19,000	↑ L	1,406	
-50-4				47,778	50,619		↓ L		
-75-4									



79,500 mm							30		
AKU, AQM, ASY, AYQ,									
405012-00-4							5 pairs		
-25-4	1-5	HL	AL	53,958	59,000	18,500	↑ LO1G	2,502	
-50-4				53,978	59,019		↓ L		
-75-4									
415001-00-2							2 pairs		
-10-2		AS	AL	59,500	72,950		↑ G	1,975	
-20-2				59,750	73,200		↓ L G		
435006-00-4							4 pairs		
-25-4	1-4	PL	AL	47,758	50,600	19,000	↑ L	1,406	
-50-4				47,778	50,619		↓ L		
-75-4									
79,500 mm							31		
ASK									
405001-00-4							5 pairs		
-25-4	1,2,3,5	HL	AL	53,958	59,000	18,500	↑ LO1G	2,502	4 pairs
-50-4				53,978	59,019		↓ L		
-75-4									
-100-4	4	HL	AL	53,958	59,000	18,500	↑ LO1G	2,502	1 pair
				53,978	59,019		↓ LO1G		
405012-00-4							5 pairs		
-25-4	1-5	HL	AL	53,958	59,000	18,500	↑ LO1G	2,502	
-50-4				53,978	59,019		↓ L		
-75-4									
415001-00-2							2 pairs		
-10-2		AS	AL	59,500	72,950		↑ G	1,975	
-20-2				59,750	73,200		↓ L G		
79,500 mm							32		
AFN, ASV, AVG,									
405012-00-4							5 pairs		
-25-4	1-5	HL	AL	53,958	59,000	18,500	↑ LO1G	2,502	
-50-4				53,978	59,019		↓ L		
-75-4									
405018-00-4							5 pairs		
-25-4	1-5	HL	CU3	53,958	59,000	18,500	↑ LO1G	2,502	
-50-4				53,978	59,019		↓ L		
415001-00-2							2 pairs		
-10-2		AS	AL	59,500	72,950		↑ G	1,975	
-20-2				59,750	73,200		↓ L G		
79,500 mm							33		
ATD, AUJ,									
405012-00-4							5 pairs		
-25-4	1-5	HL	AL	53,958	59,000	18,500	↑ LO1G	2,502	
-50-4				53,978	59,019		↓ L		
-75-4									
415001-00-2							2 pairs		
-10-2		AS	AL	59,500	72,950		↑ G	1,975	
-20-2				59,750	73,200		↓ L G		
435016-00-4							4 pairs		
-25-4	1-4	PL	CU3	47,758	50,600	20,000		1,406	
-50-4			↓ AL	47,778	50,612				
-75-4									
465001-00-5							5 pairs		
	1-5	NWL	CU3	28,947	32,000	25,000	↑ L	1,513	
				28,960	32,025		↓ L		



79,500 mm **34**

ARL, ASZ, BLT, BPX,

405021-00-4 5 pairs									
-25-4	1-5	HL	AL	53,958	59,000	18,500	↑ LO1G	2,501	
-50-4				53,978	59,012		↓ L		
415001-00-2 2 pairs									
-10-2		AS	AL	59,500	72,950		↑ G	1,975	
-20-2				59,750	73,200		↓ L G		
435017-00-4 4 pairs									
-25-4	1-4	PL	CU3	50,858	53,700	20,400		1,403	
-50-4			↓ AL	50,878	53,712				
-75-4									
465001-00-5 5 pairs									
	1-5	NWL	CU3	28,947	32,000	25,000	↑ L	1,513	
				28,960	32,025		↓ L		

79,500 mm **35**

AXR, BJB, BKC, BLS, BMT, BXE, BXF, BXJ,

405021-00-4 5 pairs									
-25-4	1-5	HL	AL	53,958	59,000	18,500	↑ LO1G	2,501	
-50-4				53,978	59,012		↓ L		
415001-00-2 2 pairs									
-10-2		AS	AL	59,500	72,950		↑ G	1,975	
-20-2				59,750	73,200		↓ L G		
435016-00-4 4 pairs									
-25-4	1-4	PL	CU3	47,758	50,600	20,000		1,406	
-50-4			↓ AL	47,778	50,612				
-75-4									
465001-00-5 5 pairs									
	1-5	NWL	CU3	28,947	32,000	25,000	↑ L	1,513	
				28,960	32,025		↓ L		

79,500 mm **36**

AMF, BMS, BNM, BNV,

415002-00-1 1 pair									
		AS	CU2	59,500	71,550		↑ G	2,475	
				59,750	71,800		↓ G		

79,500 mm **37**

BUK

405021-00-4 5 pairs									
-25-4	1-5	HL	AL	53,958	59,000	18,500	↑ LO1G	2,501	
-50-4				53,978	59,012		↓ L		
415001-00-2 2 pairs									
-10-2		AS	AL	59,500	72,950		↑ G	1,975	
-20-2				59,750	73,200		↓ L G		



79,500 mm										38
BVK										
405012-00-4										5 pairs
-25-4	1-5	HL	AL	53,958	59,000	18,500	↑ LO1G	2,502		
-50-4				53,978	59,019		↓ L			
-75-4										
405021-00-4										5 pairs
-25-4	1-5	HL	AL	53,958	59,000	18,500	↑ LO1G	2,501		
-50-4				53,978	59,012		↓ L			
415001-00-2										2 pairs
-10-2		AS	AL	59,500	72,950		↑ G	1,975		
-20-2				59,750	73,200		↓ L G			
435016-00-4										4 pairs
-25-4	1-4	PL	CU3	47,758	50,600	20,000		1,406		
-50-4			↓ AL	47,778	50,612					
-75-4										
465001-00-5										5 pairs
	1-5	NWL	CU3	28,947	32,000	25,000	↑ L	1,513		
				28,960	32,025		↓ L			
79,500 mm										39
CFWA										
405021-00-4										5 pairs
-25-4	1-5	HL	AL	53,958	59,000	18,500	↑ LO1G	2,501		
-50-4				53,978	59,012		↓ L			
415002-00-1										1 pair
		AS	CU2	59,500	71,550		↑ G	2,475		
				59,750	71,800		↓ G			
79,500 mm										40
CLHA , CLHB , CRKB , CXXA , CXXB , DBKA , DDYA , DDYB , DGTA , DGTC , DGTD , DGTE ,										
415001-00-2										2 pairs
-10-2		AS	AL	59,500	72,950		↑ G	1,975		
-20-2				59,750	73,200		↓ L G			
80,000 mm										41
022 A 000 , 124 A9.000 , 132 BB OA O , 132B0000 , 138 AR6.000 ,										
412002-00-1										1 pair
-10-1		AS	CU2	59,000	73,600		↑ G	2,360		
-15-1				59,250	73,850		↓ G			



81,000 mm

42

AGN

405001-00-4										5 pairs
-25-4	1,2,3,5	HL	AL	53,958	59,000	18,500	↑ LO1G	2,502	4 pairs	
-50-4				53,978	59,019		↓ L			
-75-4										
-100-4	4	HL	AL	53,958	59,000	18,500	↑ LO1G	2,502	1 pair	
				53,978	59,019		↓ LO1G			
405002-00-4 *										5 pairs
-25-4	1,2,5	HL	AL	53,958	59,000	18,500	↑ LO1G	2,502	3 pairs	
-50-4				53,978	59,019		↓ L			
-75-4										
-100-4	4	HL	AL	53,958	59,000	18,500	↑ LO1G	2,502	1 pair	
				53,978	59,019		↓ LO1G			
	3	FL	AL	53,958	59,000	24,930	↑ LO1G	2,502	1 pair	
				53,978	59,019		↓ L			
405005-00-4										5 pairs
	1-5	HL	AL	53,963	59,000	18,500	↑ LO1G	2,508		
				53,983	59,010		↓ L			
405012-00-4										5 pairs
-25-4	1-5	HL	AL	53,958	59,000	18,500	↑ LO1G	2,502		
-50-4				53,978	59,019		↓ L			
-75-4										
405018-00-4										5 pairs
-25-4	1-5	HL	CU3	53,958	59,000	18,500	↑ LO1G	2,502		
-50-4				53,978	59,019		↓ L			
415001-00-2										2 pairs
-10-2		AS	AL	59,500	72,950		↑ G	1,975		
-20-2				59,750	73,200		↓ L G			
435002-00-4										4 pairs
-25-4	1-4	PL	AL	47,758	50,600	19,000	↑ LO1	1,406		
-50-4				47,778	50,612		↓ LO1			
-75-4										
-100-4										



81,000 mm							43			
AJQ										
405001-00-4 5 pairs										
-25-4	1,2,3,5	HL	AL	53,958	59,000	18,500	↑ LO1G	2,502	4 pairs	
-50-4				53,978	59,019		↓ L			
-75-4										
-100-4	4	HL	AL	53,958	59,000	18,500	↑ LO1G	2,502	1 pair	
				53,978	59,019		↓ LO1G			
405002-00-4 * 5 pairs										
-25-4	1,2,5	HL	AL	53,958	59,000	18,500	↑ LO1G	2,502	3 pairs	
-50-4				53,978	59,019		↓ L			
-75-4										
-100-4	4	HL	AL	53,958	59,000	18,500	↑ LO1G	2,502	1 pair	
				53,978	59,019		↓ LO1G			
	3	FL	AL	53,958	59,000	24,930	↑ LO1G	2,502	1 pair	
				53,978	59,019		↓ L			
405005-00-4 5 pairs										
	1-5	HL	AL	53,963	59,000	18,500	↑ LO1G	2,508		
				53,983	59,010		↓ L			
405012-00-4 5 pairs										
-25-4	1-5	HL	AL	53,958	59,000	18,500	↑ LO1G	2,502		
-50-4				53,978	59,019		↓ L			
-75-4										
405018-00-4 5 pairs										
-25-4	1-5	HL	CU3	53,958	59,000	18,500	↑ LO1G	2,502		
-50-4				53,978	59,019		↓ L			
415001-00-2 2 pairs										
-10-2		AS	AL	59,500	72,950		↑ G	1,975		
-20-2				59,750	73,200		↓ L G			
81,000 mm							44			
AKL										
405005-00-4 5 pairs										
	1-5	HL	AL	53,963	59,000	18,500	↑ LO1G	2,508		
				53,983	59,010		↓ L			
405012-00-4 5 pairs										
-25-4	1-5	HL	AL	53,958	59,000	18,500	↑ LO1G	2,502		
-50-4				53,978	59,019		↓ L			
-75-4										
415001-00-2 2 pairs										
-10-2		AS	AL	59,500	72,950		↑ G	1,975		
-20-2				59,750	73,200		↓ L G			
415002-00-1 1 pair										
		AS	CU2	59,500	71,550		↑ G	2,475		
				59,750	71,800		↓ G			
435002-00-4 4 pairs										
-25-4	1-4	PL	AL	47,758	50,600	19,000	↑ LO1	1,406		
-50-4				47,778	50,612		↓ LO1			
-75-4										
-100-4										
435003-00-4 4 pairs										
	1-4	PL	AL	47,758	50,600	18,500	↑ O1	1,406		
			↓ CU3	47,778	50,612		↓			



81,000 mm **45**

CAGA , CAGC , CAHA , CBDB , CEGA , CFFA , CFFB , CFFE , CFGB , CFHC , CFJA , CLCB ,

405021-00-4 5 pairs									
-25-4	1-5	HL	AL	53,958	59,000	18,500	↑ LO1G	2,501	
-50-4				53,978	59,012		↓ L		
415001-00-2 2 pairs									
-10-2		AS	AL	59,500	72,950		↑ G	1,975	
-20-2				59,750	73,200		↓ L G		
435017-00-4 4 pairs									
-25-4	1-4	PL	CU3	50,858	53,700	20,400		1,403	
-50-4			↓ AL	50,878	53,712				
-75-4									

81,000 mm **46**

BMM , BRT ,

405021-00-4 5 pairs									
-25-4	1-5	HL	AL	53,958	59,000	18,500	↑ LO1G	2,501	
-50-4				53,978	59,012		↓ L		
415001-00-2 2 pairs									
-10-2		AS	AL	59,500	72,950		↑ G	1,975	
-20-2				59,750	73,200		↓ L G		
435017-00-4 4 pairs									
-25-4	1-4	PL	CU3	50,858	53,700	20,400		1,403	
-50-4			↓ AL	50,878	53,712				
-75-4									
465001-00-5 5 pairs									
	1-5	NWL	CU3	28,947	32,000	25,000	↑ L	1,513	
				28,960	32,025		↓ L		

81,000 mm **47**

ABN , ABS , ACC ,

405001-00-4 5 pairs									
-25-4	1,2,3,5	HL	AL	53,958	59,000	18,500	↑ LO1G	2,502	4 pairs
-50-4				53,978	59,019		↓ L		
-75-4									
-100-4	4	HL	AL	53,958	59,000	18,500	↑ LO1G	2,502	1 pair
				53,978	59,019		↓ LO1G		
405018-00-4 5 pairs									
-25-4	1-5	HL	CU3	53,958	59,000	18,500	↑ LO1G	2,502	
-50-4				53,978	59,019		↓ L		
415001-00-2 2 pairs									
-10-2		AS	AL	59,500	72,950		↑ G	1,975	
-20-2				59,750	73,200		↓ L G		
435002-00-4 4 pairs									
-25-4	1-4	PL	AL	47,758	50,600	19,000	↑ LO1	1,406	
-50-4				47,778	50,612		↓ LO1		
-75-4									
-100-4									

81,000 mm **48**

ADL

405001-00-4 5 pairs									
-25-4	1,2,3,5	HL	AL	53,958	59,000	18,500	↑ LO1G	2,502	4 pairs
-50-4				53,978	59,019		↓ L		
-75-4									
-100-4	4	HL	AL	53,958	59,000	18,500	↑ LO1G	2,502	1 pair
				53,978	59,019		↓ LO1G		
405018-00-4 5 pairs									
-25-4	1-5	HL	CU3	53,958	59,000	18,500	↑ LO1G	2,502	
-50-4				53,978	59,019		↓ L		
415001-00-2 2 pairs									
-10-2		AS	AL	59,500	72,950		↑ G	1,975	
-20-2				59,750	73,200		↓ L G		



81,000 mm								49		
ADZ										
405001-00-4 5 pairs										
-25-4	1,2,3,5	HL	AL	53,958	59,000	18,500	↑ LO1G	2,502	4 pairs	
-50-4				53,978	59,019		↓ L			
-75-4										
-100-4	4	HL	AL	53,958	59,000	18,500	↑ LO1G	2,502	1 pair	
				53,978	59,019		↓ LO1G			
405005-00-4 5 pairs										
	1-5	HL	AL	53,963	59,000	18,500	↑ LO1G	2,508		
				53,983	59,010		↓ L			
405018-00-4 5 pairs										
-25-4	1-5	HL	CU3	53,958	59,000	18,500	↑ LO1G	2,502		
-50-4				53,978	59,019		↓ L			
415001-00-2 2 pairs										
-10-2		AS	AL	59,500	72,950		↑ G	1,975		
-20-2				59,750	73,200		↓ L G			
435002-00-4 4 pairs										
-25-4	1-4	PL	AL	47,758	50,600	19,000	↑ LO1	1,406		
-50-4				47,778	50,612		↓ LO1			
-75-4										
-100-4										
81,000 mm								50		
AFT										
405001-00-4 5 pairs										
-25-4	1,2,3,5	HL	AL	53,958	59,000	18,500	↑ LO1G	2,502	4 pairs	
-50-4				53,978	59,019		↓ L			
-75-4										
-100-4	4	HL	AL	53,958	59,000	18,500	↑ LO1G	2,502	1 pair	
				53,978	59,019		↓ LO1G			
405005-00-4 5 pairs										
	1-5	HL	AL	53,963	59,000	18,500	↑ LO1G	2,508		
				53,983	59,010		↓ L			
405012-00-4 5 pairs										
-25-4	1-5	HL	AL	53,958	59,000	18,500	↑ LO1G	2,502		
-50-4				53,978	59,019		↓ L			
-75-4										
405018-00-4 5 pairs										
-25-4	1-5	HL	CU3	53,958	59,000	18,500	↑ LO1G	2,502		
-50-4				53,978	59,019		↓ L			
415001-00-2 2 pairs										
-10-2		AS	AL	59,500	72,950		↑ G	1,975		
-20-2				59,750	73,200		↓ L G			
435002-00-4 4 pairs										
-25-4	1-4	PL	AL	47,758	50,600	19,000	↑ LO1	1,406		
-50-4				47,778	50,612		↓ LO1			
-75-4										
-100-4										



81,000 mm **51**

AJH

405001-00-4									5 pairs
-25-4	1,2,3,5	HL	AL	53,958	59,000	18,500	↑ LO1G	2,502	4 pairs
-50-4				53,978	59,019		↓ L		
-75-4									
-100-4	4	HL	AL	53,958	59,000	18,500	↑ LO1G	2,502	1 pair
				53,978	59,019		↓ LO1G		
415001-00-2									2 pairs
-10-2		AS	AL	59,500	72,950		↑ G	1,975	
-20-2				59,750	73,200		↓ L G		
435002-00-4									4 pairs
-25-4	1-4	PL	AL	47,758	50,600	19,000	↑ LO1	1,406	
-50-4				47,778	50,612		↓ LO1		
-75-4									
-100-4									

81,000 mm **52**

AEH, APF, AUR,

405005-00-4									5 pairs
	1-5	HL	AL	53,963	59,000	18,500	↑ LO1G	2,508	
				53,983	59,010		↓ L		
405012-00-4									5 pairs
-25-4	1-5	HL	AL	53,958	59,000	18,500	↑ LO1G	2,502	
-50-4				53,978	59,019		↓ L		
-75-4									
415001-00-2									2 pairs
-10-2		AS	AL	59,500	72,950		↑ G	1,975	
-20-2				59,750	73,200		↓ L G		
415002-00-1									1 pair
		AS	CU2	59,500	71,550		↑ G	2,475	
				59,750	71,800		↓ G		
435002-00-4									4 pairs
-25-4	1-4	PL	AL	47,758	50,600	19,000	↑ LO1	1,406	
-50-4				47,778	50,612		↓ LO1		
-75-4									
-100-4									

81,000 mm **53**

APG, AWC,

405005-00-4									5 pairs
	1-5	HL	AL	53,963	59,000	18,500	↑ LO1G	2,508	
				53,983	59,010		↓ L		
405012-00-4									5 pairs
-25-4	1-5	HL	AL	53,958	59,000	18,500	↑ LO1G	2,502	
-50-4				53,978	59,019		↓ L		
-75-4									
415001-00-2									2 pairs
-10-2		AS	AL	59,500	72,950		↑ G	1,975	
-20-2				59,750	73,200		↓ L G		
435002-00-4									4 pairs
-25-4	1-4	PL	AL	47,758	50,600	19,000	↑ LO1	1,406	
-50-4				47,778	50,612		↓ LO1		
-75-4									
-100-4									



81,000 mm								54
AMK , APP , BAM ,								
405005-00-4								5 pairs
	1-5	HL	AL	53,963 53,983	59,000 59,010	18,500	↑ LO1G ↓ L	2,508
405012-00-4								5 pairs
-25-4	1-5	HL	AL	53,958	59,000	18,500	↑ LO1G	2,502
-50-4				53,978	59,019		↓ L	
-75-4								
415001-00-2								2 pairs
-10-2		AS	AL	59,500	72,950		↑ G	1,975
-20-2				59,750	73,200		↓ L G	
81,000 mm								55
AQX , AYP ,								
405001-00-4								5 pairs
-25-4	1,2,3,5	HL	AL	53,958	59,000	18,500	↑ LO1G	2,502
-50-4				53,978	59,019		↓ L	4 pairs
-75-4								
-100-4	4	HL	AL	53,958	59,000	18,500	↑ LO1G	2,502
				53,978	59,019		↓ LO1G	1 pair
405005-00-4								5 pairs
	1-5	HL	AL	53,963 53,983	59,000 59,010	18,500	↑ LO1G ↓ L	2,508
405018-00-4								5 pairs
-25-4	1-5	HL	CU3	53,958	59,000	18,500	↑ LO1G	2,502
-50-4				53,978	59,019		↓ L	
415001-00-2								2 pairs
-10-2		AS	AL	59,500	72,950		↑ G	1,975
-20-2				59,750	73,200		↓ L G	
81,000 mm								56
ARY , AUQ , BJX , BKV , BLZ ,								
405005-00-4								5 pairs
	1-5	HL	AL	53,963 53,983	59,000 59,010	18,500	↑ LO1G ↓ L	2,508
405012-00-4								5 pairs
-25-4	1-5	HL	AL	53,958	59,000	18,500	↑ LO1G	2,502
-50-4				53,978	59,019		↓ L	
-75-4								
415001-00-2								2 pairs
-10-2		AS	AL	59,500	72,950		↑ G	1,975
-20-2				59,750	73,200		↓ L G	
435003-00-4								4 pairs
	1-4	PL	AL ↓ CU3	47,758 47,778	50,600 50,612	18,500	↑ O1 ↓	1,406



81,000 mm	57
------------------	-----------

BBU									
405002-00-4 *									
									5 pairs
-25-4	1,2,5	HL	AL	53,958	59,000	18,500	↑ LO1G	2,502	3 pairs
-50-4				53,978	59,019		↓ L		
-75-4									
-100-4	4	HL	AL	53,958	59,000	18,500	↑ LO1G	2,502	1 pair
				53,978	59,019		↓ LO1G		
	3	FL	AL	53,958	59,000	24,930	↑ LO1G	2,502	1 pair
				53,978	59,019		↓ L		
405005-00-4									
	1-5	HL	AL	53,963	59,000	18,500	↑ LO1G	2,508	5 pairs
				53,983	59,010		↓ L		
415001-00-2									
		AS	AL	59,500	72,950		↑ G	1,975	2 pairs
-10-2				59,750	73,200		↓ L		
-20-2									
435003-00-4									
	1-4	PL	AL	47,758	50,600	18,500	↑ O1	1,406	4 pairs
			↓ CU3	47,778	50,612		↓		

81,000 mm	58
------------------	-----------

AZV , BKD , BMN ,									
405021-00-4									
									5 pairs
-25-4	1-5	HL	AL	53,958	59,000	18,500	↑ LO1G	2,501	
-50-4				53,978	59,012		↓ L		
415001-00-2									
		AS	AL	59,500	72,950		↑ G	1,975	2 pairs
-10-2				59,750	73,200		↓ L		
-20-2									
435017-00-4									
	1-4	PL	CU3	50,858	53,700	20,400		1,403	4 pairs
-25-4			↓ AL	50,878	53,712				
-50-4									
-75-4									
465003-00-10									
	1-5	NWL	CU3	28,939	32,000	25,000	↑ LO1	1,513	10 pairs
				28,960	32,025		↓ L		5 pairs
	1-5	NWL	CU3	25,939	29,000	22,000	↑ LO1	1,513	5 pairs
				25,960	29,021		↓ LO1		5 pairs

81,000 mm	59
------------------	-----------

CFGC , CFHD , CGLB , CJCA , CJCC , CKFC , CRBC , CRLB , CRMB , CRVA , CRVC , CUNA , CUPA , CUVA , CUVC , CUWA , DFFA ,									
405021-00-4									
									5 pairs
-25-4	1-5	HL	AL	53,958	59,000	18,500	↑ LO1G	2,501	
-50-4				53,978	59,012		↓ L		
415001-00-2									
		AS	AL	59,500	72,950		↑ G	1,975	2 pairs
-10-2				59,750	73,200		↓ L		
-20-2									

81,000 mm	60
------------------	-----------

ALZ , BFQ , BGU , BSE , BSF , CCSA , CHGA , CMXA ,									
405015-00-4									
									5 pairs
-25-4	1-5	HL	AL	47,958	53,000	18,500	↑ LO1G	2,508	
-50-4				47,978	53,010		↓ L		
435021-00-4									
	1-4	PL	CU3	41,965	45,000	19,000	↑ O1	1,507	4 pairs
-25-4				41,980	45,016		↓		
-50-4									

81,000 mm	61
------------------	-----------

CRGA , CRLD , DCYA , DFGA , DFHA , DFLA , DFLD , DFMA , DJGA ,									
415001-00-2									
									2 pairs
-10-2		AS	AL	59,500	72,950		↑ G	1,975	
-20-2				59,750	73,200		↓ L		



81,000 mm **62**

EZ										
405001-00-4										5 pairs
-25-4	1,2,3,5	HL	AL	53,958	59,000	18,500	↑ LO1G	2,502	4 pairs	
-50-4				53,978	59,019		↓ L			
-75-4										
-100-4	4	HL	AL	53,958	59,000	18,500	↑ LO1G	2,502	1 pair	
				53,978	59,019		↓ LO1G			
405008-00-4 *										5 pairs
-25-4	1,2,4,5	HL	AL	53,958	59,000	18,500	↑ LO1G	2,502	4 pairs	
-50-4				53,978	59,019		↓ L			
-75-4										
-100-4	3	FL	AL	53,958	59,000	24,930	↑ LO1G	2,502	1 pair	
				53,978	59,019		↓ L			
405018-00-4										5 pairs
-25-4	1-5	HL	CU3	53,958	59,000	18,500	↑ LO1G	2,502		
-50-4				53,978	59,019		↓ L			
415001-00-2										2 pairs
-10-2		AS	AL	59,500	72,950		↑ G	1,975		
-20-2				59,750	73,200		↓ L G			
435002-00-4										4 pairs
-25-4	1-4	PL	AL	47,758	50,600	19,000	↑ LO1	1,406		
-50-4				47,778	50,612		↓ LO1			
-75-4										
-100-4										

81,000 mm **63**

HM										
405001-00-4										5 pairs
-25-4	1,2,3,5	HL	AL	53,958	59,000	18,500	↑ LO1G	2,502	4 pairs	
-50-4				53,978	59,019		↓ L			
-75-4										
-100-4	4	HL	AL	53,958	59,000	18,500	↑ LO1G	2,502	1 pair	
				53,978	59,019		↓ LO1G			
405002-00-4 *										5 pairs
-25-4	1,2,5	HL	AL	53,958	59,000	18,500	↑ LO1G	2,502	3 pairs	
-50-4				53,978	59,019		↓ L			
-75-4										
-100-4	4	HL	AL	53,958	59,000	18,500	↑ LO1G	2,502	1 pair	
				53,978	59,019		↓ LO1G			
	3	FL	AL	53,958	59,000	24,930	↑ LO1G	2,502	1 pair	
				53,978	59,019		↓ L			
405018-00-4										5 pairs
-25-4	1-5	HL	CU3	53,958	59,000	18,500	↑ LO1G	2,502		
-50-4				53,978	59,019		↓ L			
415001-00-2										2 pairs
-10-2		AS	AL	59,500	72,950		↑ G	1,975		
-20-2				59,750	73,200		↓ L G			



81,000 mm		64
------------------	--	-----------

1F, KR,									
405001-00-4									
-25-4	1,2,3,5	HL	AL	53,958	59,000	18,500	↑ LO1G	2,502	5 pairs
-50-4				53,978	59,019		↓ L		4 pairs
-75-4									
-100-4	4	HL	AL	53,958	59,000	18,500	↑ LO1G	2,502	1 pair
				53,978	59,019		↓ LO1G		
405002-00-4 *									
-25-4	1,2,5	HL	AL	53,958	59,000	18,500	↑ LO1G	2,502	5 pairs
-50-4				53,978	59,019		↓ L		3 pairs
-75-4									
-100-4	4	HL	AL	53,958	59,000	18,500	↑ LO1G	2,502	1 pair
				53,978	59,019		↓ LO1G		
	3	FL	AL	53,958	59,000	24,930	↑ LO1G	2,502	1 pair
				53,978	59,019		↓ L		
405018-00-4									
-25-4	1-5	HL	CU3	53,958	59,000	18,500	↑ LO1G	2,502	5 pairs
-50-4				53,978	59,019		↓ L		
415001-00-2									
-10-2		AS	AL	59,500	72,950		↑ G	1,975	2 pairs
-20-2				59,750	73,200		↓ L G		
435002-00-4									
-25-4	1-4	PL	AL	47,758	50,600	19,000	↑ LO1	1,406	4 pairs
-50-4				47,778	50,612		↓ LO1		
-75-4									
-100-4									

81,000 mm		65
------------------	--	-----------

PL									
405001-00-4									
-25-4	1,2,3,5	HL	AL	53,958	59,000	18,500	↑ LO1G	2,502	5 pairs
-50-4				53,978	59,019		↓ L		4 pairs
-75-4									
-100-4	4	HL	AL	53,958	59,000	18,500	↑ LO1G	2,502	1 pair
				53,978	59,019		↓ LO1G		
405002-00-4 *									
-25-4	1,2,5	HL	AL	53,958	59,000	18,500	↑ LO1G	2,502	5 pairs
-50-4				53,978	59,019		↓ L		3 pairs
-75-4									
-100-4	4	HL	AL	53,958	59,000	18,500	↑ LO1G	2,502	1 pair
				53,978	59,019		↓ LO1G		
	3	FL	AL	53,958	59,000	24,930	↑ LO1G	2,502	1 pair
				53,978	59,019		↓ L		
415001-00-2									
-10-2		AS	AL	59,500	72,950		↑ G	1,975	2 pairs
-20-2				59,750	73,200		↓ L G		
435002-00-4									
-25-4	1-4	PL	AL	47,758	50,600	19,000	↑ LO1	1,406	4 pairs
-50-4				47,778	50,612		↓ LO1		
-75-4									
-100-4									



81,000 mm								66		
RP										
405001-00-4 5 pairs										
-25-4	1,2,3,5	HL	AL	53,958	59,000	18,500	↑ LO1G	2,502	4 pairs	
-50-4				53,978	59,019		↓ L			
-75-4										
-100-4	4	HL	AL	53,958	59,000	18,500	↑ LO1G	2,502	1 pair	
				53,978	59,019		↓ LO1G			
405002-00-4 * 5 pairs										
-25-4	1,2,5	HL	AL	53,958	59,000	18,500	↑ LO1G	2,502	3 pairs	
-50-4				53,978	59,019		↓ L			
-75-4										
-100-4	4	HL	AL	53,958	59,000	18,500	↑ LO1G	2,502	1 pair	
				53,978	59,019		↓ LO1G			
	3	FL	AL	53,958	59,000	24,930	↑ LO1G	2,502	1 pair	
				53,978	59,019		↓ L			
405012-00-4 5 pairs										
-25-4	1-5	HL	AL	53,958	59,000	18,500	↑ LO1G	2,502		
-50-4				53,978	59,019		↓ L			
-75-4										
405018-00-4 5 pairs										
-25-4	1-5	HL	CU3	53,958	59,000	18,500	↑ LO1G	2,502		
-50-4				53,978	59,019		↓ L			
415001-00-2 2 pairs										
-10-2		AS	AL	59,500	72,950		↑ G	1,975		
-20-2				59,750	73,200		↓ L G			
435002-00-4 4 pairs										
-25-4	1-4	PL	AL	47,758	50,600	19,000	↑ LO1	1,406		
-50-4				47,778	50,612		↓ LO1			
-75-4										
-100-4										
82,500 mm								67		
BYT , BZB ,										
405023-00-4 5 pairs										
	1-5	HL	AL	57,958	63,000	15,500	↑ LO2G	2,510		
				57,978	63,019		↓ L			
435029-00-4 4 pairs										
-25-4	1-4	PL	AL	47,758	50,600	17,500		1,406		
-50-4				47,778	50,619					
82,500 mm								68		
CDAA , CDHA , CDHB ,										
405022-00-4 5 pairs										
	1-5	HL	AL	51,958	57,000	15,500	↑ L	2,510		
				51,978	57,019		↓ LO2G			
435029-00-4 4 pairs										
-25-4	1-4	PL	AL	47,758	50,600	17,500		1,406		
-50-4				47,778	50,619					
82,500 mm								69		
CDLA										
405005-00-4 5 pairs										
	1-5	HL	AL	53,963	59,000	18,500	↑ LO1G	2,508		
				53,983	59,010		↓ L			
415002-00-1 1 pair										
		AS	CU2	59,500	71,550		↑ G	2,475		
				59,750	71,800		↓ G			



82,500 mm **70**

2E, ABF,

405001-00-4 5 pairs									
-25-4	1,2,3,5	HL	AL	53,958	59,000	18,500	↑ LO1G	2,502	4 pairs
-50-4				53,978	59,019		↓ L		
-75-4									
-100-4	4	HL	AL	53,958	59,000	18,500	↑ LO1G	2,502	1 pair
				53,978	59,019		↓ LO1G		
405018-00-4 5 pairs									
-25-4	1-5	HL	CU3	53,958	59,000	18,500	↑ LO1G	2,502	
-50-4				53,978	59,019		↓ L		
415001-00-2 2 pairs									
-10-2		AS	AL	59,500	72,950		↑ G	1,975	
-20-2				59,750	73,200		↓ L G		
435002-00-4 4 pairs									
-25-4	1-4	PL	AL	47,758	50,600	19,000	↑ LO1	1,406	
-50-4				47,778	50,612		↓ LO1		
-75-4									
-100-4									

82,500 mm **71**

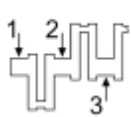
ADY

405001-00-4 5 pairs									
-25-4	1,2,3,5	HL	AL	53,958	59,000	18,500	↑ LO1G	2,502	4 pairs
-50-4				53,978	59,019		↓ L		
-75-4									
-100-4	4	HL	AL	53,958	59,000	18,500	↑ LO1G	2,502	1 pair
				53,978	59,019		↓ LO1G		
415001-00-2 2 pairs									
-10-2		AS	AL	59,500	72,950		↑ G	1,975	
-20-2				59,750	73,200		↓ L G		
435002-00-4 4 pairs									
-25-4	1-4	PL	AL	47,758	50,600	19,000	↑ LO1	1,406	
-50-4				47,778	50,612		↓ LO1		
-75-4									
-100-4									

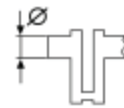
82,500 mm **72**

AGG

405001-00-4 5 pairs									
-25-4	1,2,3,5	HL	AL	53,958	59,000	18,500	↑ LO1G	2,502	4 pairs
-50-4				53,978	59,019		↓ L		
-75-4									
-100-4	4	HL	AL	53,958	59,000	18,500	↑ LO1G	2,502	1 pair
				53,978	59,019		↓ LO1G		
405005-00-4 5 pairs									
	1-5	HL	AL	53,963	59,000	18,500	↑ LO1G	2,508	
				53,983	59,010		↓ L		
405012-00-4 5 pairs									
-25-4	1-5	HL	AL	53,958	59,000	18,500	↑ LO1G	2,502	
-50-4				53,978	59,019		↓ L		
-75-4									
415001-00-2 2 pairs									
-10-2		AS	AL	59,500	72,950		↑ G	1,975	
-20-2				59,750	73,200		↓ L G		
435002-00-4 4 pairs									
-25-4	1-4	PL	AL	47,758	50,600	19,000	↑ LO1	1,406	
-50-4				47,778	50,612		↓ LO1		
-75-4									
-100-4									



Type

**82,500 mm****73**

ATM, AZL, BBX,

405005-00-4 **5 pairs**

1-5	HL	AL	53,963	59,000	18,500	↑ LO1G	2,508
			53,983	59,010		↓ L	

405012-00-4 **5 pairs**

-25-4	1-5	HL	AL	53,958	59,000	18,500	↑ LO1G	2,502
-50-4				53,978	59,019		↓ L	
-75-4								

415001-00-2 **2 pairs**

-10-2		AS	AL	59,500	72,950		↑ G	1,975
-20-2				59,750	73,200		↓ L G	

435003-00-4 **4 pairs**

1-4	PL	AL	47,758	50,600	18,500	↑ O1	1,406
		↓ CU3	47,778	50,612		↓	

82,500 mm**74**

BLR, BLY, BVY, BVZ, BWA, BWE,

405005-00-4 **5 pairs**

1-5	HL	AL	53,963	59,000	18,500	↑ LO1G	2,508
			53,983	59,010		↓ L	

405012-00-4 **5 pairs**

-25-4	1-5	HL	AL	53,958	59,000	18,500	↑ LO1G	2,502
-50-4				53,978	59,019		↓ L	
-75-4								

415002-00-1 **1 pair**

	AS	CU2	59,500	71,550		↑ G	2,475
			59,750	71,800		↓ G	

435003-00-4 **4 pairs**

1-4	PL	AL	47,758	50,600	18,500	↑ O1	1,406
		↓ CU3	47,778	50,612		↓	

82,500 mm**75**

CCZB

405023-00-4 **5 pairs**

1-5	HL	AL	57,958	63,000	15,500	↑ LO2G	2,510
			57,978	63,019		↓ L	

82,500 mm**76**

CCZA, CDND,

405023-00-4 **5 pairs**

1-5	HL	AL	57,958	63,000	15,500	↑ LO2G	2,510
			57,978	63,019		↓ L	

435030-00-4 **4 pairs**

1-4	PL	CU3 LF	47,758	50,600	17,500		1,406
			47,778	50,619			

82,500 mm**77**

CEKA

405012-00-4 **5 pairs**

-25-4	1-5	HL	AL	53,958	59,000	18,500	↑ LO1G	2,502
-50-4				53,978	59,019		↓ L	
-75-4								

415001-00-2 **2 pairs**

-10-2		AS	AL	59,500	72,950		↑ G	1,975
-20-2				59,750	73,200		↓ L G	

82,500 mm**78**

CJSA, CJSB, CZPB, DAJA, DKZA,








435029-00-4 **4 pairs**






-25-4	1-4	PL	AL	47,758	50,600	17,500		1,406
-50-4				47,778	50,619			








82,500 mm							79	
CJXA , CJXC , CJXE , CJXG , CJXH , DEDA , DNUC , DNUE ,								
405022-00-4							5 pairs	
1-5	HL	AL	51,958 51,978	57,000 57,019	15,500	↑ L ↓ LO2G	2,510	
435030-00-4							4 pairs	
1-4	PL	CU3 LF	47,758 47,778	50,600 50,619	17,500		1,406	
83,000 mm							80	
022 A.5000 , 138 A5.000 ,								
412002-00-1							1 pair	
-10-1	AS	CU2	59,000	73,600		↑ G	2,360	
-15-1			59,250	73,850		↓ G		
84,000 mm							81	
124 B3.000 , 131 C4.000 , 132 B1.000 , FA19 , FC16 ,								
412002-00-1							1 pair	
-10-1	AS	CU2	59,000	73,600		↑ G	2,360	
-15-1			59,250	73,850		↓ G		
87,000 mm							82	
OM 615.912								
401001-00-4 *							5 pairs	
-25-4	1,2,4,5	HL	69,955	74,500	27,000	↑ LO1G	2,255	4 pairs
-50-4			69,965	74,519		↓ L		
-75-4								
-100-4	3	FL	69,955	74,500	33,900	↑ L G ↓ L G	2,255	1 pair
431008-00-1							1 pair	
	PL	AL	51,955 51,965	55,600 55,619	26,000	↑ L ↓ L	1,805	
431008-00-4							4 pairs	
-25-4	1-4	PL	51,955	55,600	26,000	↑ L	1,805	
-50-4			51,965	55,619		↓ L		
-75-4								
-100-4								
93,000 mm							83	
8144.61								
403806-00-4 *							5 pairs	
-25-4	1-4	HL	76,187	80,586	24,990	↑ LO1G	2,172	4 pairs
-50-4			76,200	80,607		↓ L		
	5	FL	76,187	80,586	31,950	↑ LO1G	2,172	1 pair
			76,200	80,607		↓ L		
433807-00-4							4 pairs	
-25-4	1-4	PL	56,520	60,333	24,700	↑ L	1,870	
-50-4			56,535	60,345		↓ L		
433815-00-4							4 pairs	
-25-4	1-4	PL	56,520	60,333	24,700	↑ LO1	1,870	
-50-4			56,535	60,345		↓ LO1		









							
			ccm				
Series 200 S 215 HD	OM 402.925	01.77	12760	D	188 kW	1155	1
Series 300 S300N, S300NC	D 2866 OH	09.91 - 02.02	11967	D	177 - 180 kW	1155	2
Series 300 S315GT, S315GT-HD, S315HD, S315HDH	OM 446.930	09.91 - 02.02	14618	D	280 kW	1155	3
Series 300 S315GT, S315GT-HD, S315HD, S315HDH	OM 446.931	09.91 - 02.02	14618	D	280 kW	1155	3
Series 300 S315GT-HD, S315HD, S315HDH	D 2866 LOH 23	09.94 - 02.02	11967	D	294 kW	1155	2
Series 300 S316HDS, S317GT-HD, S317HD, S317HDH	OM 446.924	09.91 - 02.02	14618	D	280 kW	1155	3
Series 300 S316HDS, S317GT-HD, S317HD, S317HDH	OM 446.930	09.91 - 02.02	14618	D	280 kW	1155	3
Series 300 S316HDS, S317GT-HD, S317HD, S317HDH	OM 446.931	09.91 - 02.02	14618	D	280 kW	1155	3
Series 300 S317GT-HD, S317HD, S317HDH, S319GT-HD	OM 442.980	09.91 - 02.02	14618	D	320 kW	1155	3

			ccm	kW			1 POS
D 2866 LOH 23	128,000	6	11967	294 kW	D	1155	2
D 2866 OH	128,000	6	11967	177 kW	D	1155	2
OM 402.925	125,000	8	12760	188 kW	D	1155	1
OM 442.980	128,000	8	14618	320 kW	D	1155	3








			ccm	kW			1 POS
OM 446.924	128,000	8	14618	280 kW	D	1155	3
OM 446.930	128,000	8	14618	280 kW	D	1155	3
OM 446.931	128,000	8	14618	280 kW	D	1155	3








125,000 mm								1	
OM 402.925									
401009-00-8 *								5 pairs	
-25-8		HL	CU3	103,980	111,000	30,500	↑ LO1G	3,472	4 pairs
-50-8				104,000	111,022		↓ L		
-75-8									
-100-8		FL	CU3	103,980	111,000	37,810	↑ LO1G	3,472	1 pair
				104,000	111,022		↓ L		
431014-00-8								8 pairs	
-25-8	1-8	PL	CU3	89,980	95,000	31,000	↑ LO1	2,473	
-50-8				90,000	95,022		↓ LO1		
128,000 mm								2	
D 2866 LOH 23 , D 2866 OH ,									
431005-00-1								1 pair	
-25-1		PL	CU3	31,959	36,000	19,000	↑ O1	2,011	
-50-1				31,975	36,016		↓ O1		
128,000 mm								3	
OM 442.980 , OM 446.924 , OM 446.930 , OM 446.931 ,									
401009-00-8 *								5 pairs	
-25-8		HL	CU3	103,980	111,000	30,500	↑ LO1G	3,472	4 pairs
-50-8				104,000	111,022		↓ L		
-75-8									
-100-8		FL	CU3	103,980	111,000	37,810	↑ LO1G	3,472	1 pair
				104,000	111,022		↓ L		








	 ENGINE	 00000	ccm		kW		 1 POS
FABIA I (6Y2) 1.0	AQV	12.99 - 08.02	996	B	37 kW	1167	2
FABIA I (6Y2) 1.0	ARV	12.99 - 08.02	996	B	37 kW	1167	2
FABIA I (6Y2) 1.2	AWY	07.01 - 04.07	1198	B	40 kW	1168	5
FABIA I (6Y2) 1.2	AZQ	01.03 - 03.08	1198	B	47 kW	1168	5
FABIA I (6Y2) 1.2	BMD	07.01 - 04.07	1198	B	40 kW	1168	5
FABIA I (6Y2) 1.2	BME	01.03 - 03.08	1198	B	47 kW	1168	5
FABIA I (6Y2) 1.4 16V	AUA	12.99 - 03.08	1390	B	55 kW	1168	6
FABIA I (6Y2) 1.4 16V	AUB	12.99 - 03.08	1390	B	74 kW	1168	6
FABIA I (6Y2) 1.4 16V	BBY	12.99 - 03.08	1390	B	55 kW	1168	6
FABIA I (6Y2) 1.4 16V	BBZ	12.99 - 03.08	1390	B	74 kW	1168	6
FABIA I (6Y2) 1.4 16V	BKY	12.99 - 03.08	1390	B	55 kW	1168	6
FABIA I (6Y2) 1.4 TDI	AMF	04.03 - 03.08	1422	D	55 kW	1170	16
FABIA I (6Y2) 1.4 TDI	BNM	10.05 - 03.08	1422	D	51 kW	1170	16
FABIA I (6Y2) 1.4 TDI	BNV	10.05 - 03.08	1422	D	59 kW	1170	16
FABIA I (6Y2) 1.4	BUD	02.06 - 10.06	1390	B	59 kW	1168	8
FABIA I (6Y2) 1.9 SDI	ASY	12.99 - 03.08	1896	D	47 kW	1171	19
FABIA I (6Y2) 1.9 TDI RS	ASZ	06.03 - 03.08	1896	D	96 kW	1171	20
FABIA I (6Y2) 1.9 TDI RS	BLT	06.03 - 03.08	1896	D	96 kW	1171	20
FABIA I (6Y2) 1.9 TDI	ATD	01.00 - 03.08	1896	D	74 kW	1170	15
FABIA I (6Y2) 1.9 TDI	AXR	01.00 - 03.08	1896	D	74 kW	1171	21
FABIA I (6Y2) 2.0	AZL	12.99 - 03.08	1984	B	85 kW	1177	40
FABIA I Combi (6Y5) 1.0	ARV	11.00 - 08.02	996	B	37 kW	1167	2
FABIA I Combi (6Y5) 1.2	AWY	07.01 - 12.07	1198	B	40 kW	1168	5
FABIA I Combi (6Y5) 1.2	AZQ	01.03 - 12.07	1198	B	47 kW	1168	5
FABIA I Combi (6Y5) 1.2	BMD	07.01 - 12.07	1198	B	40 kW	1168	5
FABIA I Combi (6Y5) 1.2	BME	01.03 - 12.07	1198	B	47 kW	1168	5
FABIA I Combi (6Y5) 1.4 16V	AUA	05.00 - 12.07	1390	B	55 kW	1168	6
FABIA I Combi (6Y5) 1.4 16V	AUB	04.00 - 12.07	1390	B	74 kW	1168	6
FABIA I Combi (6Y5) 1.4 16V	BBY	05.00 - 12.07	1390	B	55 kW	1168	6
FABIA I Combi (6Y5) 1.4 16V	BBZ	04.00 - 12.07	1390	B	74 kW	1168	6
FABIA I Combi (6Y5) 1.4 16V	BKY	05.00 - 12.07	1390	B	55 kW	1168	6
FABIA I Combi (6Y5) 1.4 16V	BUD	04.06 - 12.07	1390	B	59 kW	1168	8
FABIA I Combi (6Y5) 1.4 TDI	AMF	04.03 - 12.07	1422	D	55 kW	1170	16
FABIA I Combi (6Y5) 1.4 TDI	BNM	10.05 - 12.07	1422	D	51 kW	1170	16
FABIA I Combi (6Y5) 1.4 TDI	BNV	10.05 - 12.07	1422	D	59 kW	1170	16
FABIA I Combi (6Y5) 1.9 SDI	ASY	04.00 - 12.07	1896	D	47 kW	1171	19
FABIA I Combi (6Y5) 1.9 TDI	ATD	04.00 - 12.07	1896	D	74 kW	1170	15
FABIA I Combi (6Y5) 1.9 TDI	AXR	04.00 - 12.07	1896	D	74 kW	1171	21
FABIA I Combi (6Y5) 2.0	AZL	04.00 - 12.07	1984	B	85 kW	1177	40
FABIA I Praktik (6Y5) 1.2	AWY	07.01 - 12.07	1198	B	40 kW	1168	5
FABIA I Praktik (6Y5) 1.2	AZQ	01.03 - 12.07	1198	B	47 kW	1168	5
FABIA I Praktik (6Y5) 1.2	BMD	07.01 - 12.07	1198	B	40 kW	1168	5
FABIA I Praktik (6Y5) 1.2	BME	01.03 - 12.07	1198	B	47 kW	1168	5
FABIA I Praktik (6Y5) 1.4 TDI	AMF	08.04 - 10.05	1422	D	55 kW	1170	16
FABIA I Praktik (6Y5) 1.4 TDI	BNM	10.05 - 12.07	1422	D	51 kW	1170	16
FABIA I Praktik (6Y5) 1.4	BKY	05.04 - 12.07	1390	B	55 kW	1168	6
FABIA I Praktik (6Y5) 1.9 SDI	ASY	07.01 - 12.07	1896	D	47 kW	1171	19
FABIA I Praktik (6Y5) 1.9 TDI	ATD	01.00 - 12.07	1896	D	74 kW	1170	15
FABIA I Praktik (6Y5) 1.9 TDI	AXR	01.00 - 12.07	1896	D	74 kW	1171	21
FABIA I Stufenheck (6Y3) 1.0	AQV	11.00 - 08.02	996	B	37 kW	1167	2
FABIA I Stufenheck (6Y3) 1.0	ARV	11.00 - 08.02	996	B	37 kW	1167	2
FABIA I Stufenheck (6Y3) 1.2	AWY	07.01 - 12.07	1198	B	40 kW	1168	5
FABIA I Stufenheck (6Y3) 1.2	AZQ	01.03 - 12.07	1198	B	47 kW	1168	5
FABIA I Stufenheck (6Y3) 1.2	BMD	07.01 - 12.07	1198	B	40 kW	1168	5
FABIA I Stufenheck (6Y3) 1.2	BME	01.03 - 12.07	1198	B	47 kW	1168	5
FABIA I Stufenheck (6Y3) 1.4 16V	AUA	10.99 - 12.07	1390	B	55 kW	1168	6
FABIA I Stufenheck (6Y3) 1.4 16V	AUB	12.99 - 12.07	1390	B	74 kW	1168	6
FABIA I Stufenheck (6Y3) 1.4 16V	BBY	10.99 - 12.07	1390	B	55 kW	1168	6
FABIA I Stufenheck (6Y3) 1.4 16V	BBZ	12.99 - 12.07	1390	B	74 kW	1168	6
FABIA I Stufenheck (6Y3) 1.4 16V	BKY	10.99 - 12.07	1390	B	55 kW	1168	6
FABIA I Stufenheck (6Y3) 1.4 16V	BUD	04.06 - 12.07	1390	B	59 kW	1168	8
FABIA I Stufenheck (6Y3) 1.4 TDI	AMF	04.03 - 12.07	1422	D	55 kW	1170	16








							
			ccm			1 POS	
FABIA I Stufenheck (6Y3) 1.4 TDI	BNM	10.05 - 12.07	1422	D	51 kW	1170	16
FABIA I Stufenheck (6Y3) 1.4 TDI	BNV	10.05 - 12.07	1422	D	59 kW	1170	16
FABIA I Stufenheck (6Y3) 1.9 SDI	ASY	11.99 - 12.07	1896	D	47 kW	1171	19
FABIA I Stufenheck (6Y3) 1.9 TDI	ATD	01.00 - 12.07	1896	D	74 kW	1170	15
FABIA I Stufenheck (6Y3) 1.9 TDI	AXR	01.00 - 12.07	1896	D	74 kW	1171	21
FABIA I Stufenheck (6Y3) 2.0	AZL	12.99 - 12.07	1984	B	85 kW	1177	40
FABIA II (542) 1.2 12V	CGPB	11.11 - 12.14	1198	B	44 kW	1168	5
FABIA II (542) 1.2 LPG	CGPA	07.07 - 11.14	1198	B/G	51 kW	1168	5
FABIA II (542) 1.2 LPG	CHFA	03.09 - 11.11	1198	B/G	44 kW	1168	5
FABIA II (542) 1.2 TDI	CFWA	05.10 - 12.14	1199	D	55 kW	1170	17
FABIA II (542) 1.2 TSI	CBZA	03.10 - 12.14	1197	B	63 kW	1167	1
FABIA II (542) 1.2 TSI	CBZB	03.10 - 12.14	1197	B	77 kW	1167	1
FABIA II (542) 1.2	BBM	12.06 - 12.14	1198	B	44 kW	1168	5
FABIA II (542) 1.2	BZG	01.07 - 12.14	1198	B	51 kW	1168	5
FABIA II (542) 1.2	CGPA	01.07 - 12.14	1198	B	51 kW	1168	5
FABIA II (542) 1.2	CHFA	12.06 - 12.14	1198	B	44 kW	1168	5
FABIA II (542) 1.4 LPG	BXW	01.07 - 11.14	1390	B/G	63 kW	1168	8
FABIA II (542) 1.4 LPG	CGGB	01.07 - 11.14	1390	B/G	63 kW	1168	8
FABIA II (542) 1.4 TDI	BMS	01.07 - 03.10	1422	D	59 kW	1170	16
FABIA II (542) 1.4 TDI	BNM	02.07 - 06.11	1422	D	51 kW	1170	16
FABIA II (542) 1.4 TDI	BNV	01.07 - 03.10	1422	D	59 kW	1170	16
FABIA II (542) 1.4 TSI RS	CAVE	05.10 - 12.14	1390	B	132 kW	1168	8
FABIA II (542) 1.4 TSI RS	CTHE	05.10 - 12.14	1390	B	132 kW	1168	8
FABIA II (542) 1.4	BXW	01.07 - 12.14	1390	B	63 kW	1168	8
FABIA II (542) 1.4	CGGB	01.07 - 12.14	1390	B	63 kW	1168	8
FABIA II (542) 1.6 TDI	CAYA	04.10 - 12.14	1598	D	55 kW	1171	22
FABIA II (542) 1.6 TDI	CAYB	03.10 - 12.14	1598	D	66 kW	1171	22
FABIA II (542) 1.6 TDI	CAYC	03.10 - 12.14	1598	D	77 kW	1171	22
FABIA II (542) 1.6	BTS	04.07 - 12.14	1598	B	77 kW	1168	8
FABIA II (542) 1.6	CFNA	04.07 - 12.14	1598	B	77 kW	1168	8
FABIA II (542) 1.9 TDI	BLS	04.07 - 03.10	1896	D	77 kW	1171	21
FABIA II (542) 1.9 TDI	BSW	04.07 - 03.10	1896	D	77 kW	1170	15
FABIA II Combi (545) 1.2 12V	CGPB	11.11 - 12.14	1198	B	44 kW	1168	5
FABIA II Combi (545) 1.2 LPG	CGPA	10.07 - 11.14	1198	B/G	51 kW	1168	5
FABIA II Combi (545) 1.2 LPG	CHFA	03.09 - 11.11	1198	B/G	44 kW	1168	5
FABIA II Combi (545) 1.2 TDI	CFWA	05.10 - 12.14	1199	D	55 kW	1170	17
FABIA II Combi (545) 1.2 TSI	CBZA	03.10 - 12.14	1197	B	63 kW	1167	1
FABIA II Combi (545) 1.2 TSI	CBZB	03.10 - 12.14	1197	B	77 kW	1167	1
FABIA II Combi (545) 1.2	BBM	10.07 - 11.14	1198	B	44 kW	1168	5
FABIA II Combi (545) 1.2	BZG	10.07 - 12.14	1198	B	51 kW	1168	5
FABIA II Combi (545) 1.2	CGPA	10.07 - 12.14	1198	B	51 kW	1168	5
FABIA II Combi (545) 1.2	CHFA	10.07 - 11.14	1198	B	44 kW	1168	5
FABIA II Combi (545) 1.4 LPG	BXW	10.07 - 11.14	1390	B/G	63 kW	1168	8
FABIA II Combi (545) 1.4 LPG	CGGB	10.07 - 11.14	1390	B/G	63 kW	1168	8
FABIA II Combi (545) 1.4 TDI	BMS	10.07 - 03.10	1422	D	59 kW	1170	16
FABIA II Combi (545) 1.4 TDI	BNM	10.07 - 03.10	1422	D	51 kW	1170	16
FABIA II Combi (545) 1.4 TDI	BNV	10.07 - 03.10	1422	D	59 kW	1170	16
FABIA II Combi (545) 1.4 TSI RS	CAVE	05.10 - 12.14	1390	B	132 kW	1168	8
FABIA II Combi (545) 1.4 TSI RS	CTHE	05.10 - 12.14	1390	B	132 kW	1168	8
FABIA II Combi (545) 1.4	BXW	10.07 - 12.14	1390	B	63 kW	1168	8
FABIA II Combi (545) 1.4	CGGB	10.07 - 12.14	1390	B	63 kW	1168	8
FABIA II Combi (545) 1.6 TDI	CAYA	04.10 - 12.14	1598	D	55 kW	1171	22
FABIA II Combi (545) 1.6 TDI	CAYB	03.10 - 12.14	1598	D	66 kW	1171	22
FABIA II Combi (545) 1.6 TDI	CAYC	03.10 - 12.14	1598	D	77 kW	1171	22
FABIA II Combi (545) 1.6	BTS	10.07 - 12.14	1598	B	77 kW	1168	8
FABIA II Combi (545) 1.6	CFNA	10.07 - 12.14	1598	B	77 kW	1168	8
FABIA II Combi (545) 1.9 TDI	BLS	10.07 - 03.10	1896	D	77 kW	1171	21
FABIA II Combi (545) 1.9 TDI	BSW	10.07 - 03.10	1896	D	77 kW	1170	15
FELICIA Cube Van (6U5) 1.6	AEE	06.98 - 12.01	1598	B	55 kW	1167	3
FELICIA Cube Van (6U5) 1.9 D	AEF	03.97 - 12.01	1896	D	47 kW	1171	19
FELICIA I (6U1) 1.6	AEE	08.95 - 03.98	1598	B	55 kW	1167	3
FELICIA I (6U1) 1.9 D	AEF	10.95 - 03.98	1896	D	47 kW	1171	19








			ccm		kw		1 POS
FELICIA I Kombi (6U5) 1.6	AEE	08.95 - 03.98	1598	B	55 kW	1167	3
FELICIA I Kombi (6U5) 1.9 D	AEF	10.95 - 03.98	1896	D	47 kW	1171	19
FELICIA I Pick-up (6UF, 6U7) 1.6	AEE	06.97 - 04.02	1598	B	55 kW	1167	3
FELICIA I Pick-up (6UF, 6U7) 1.9 D	AEF	06.97 - 04.02	1896	D	47 kW	1171	19
FELICIA II (6U1) 1.6	AEE	01.98 - 06.01	1598	B	55 kW	1167	3
FELICIA II (6U1) 1.9 D	AEF	01.98 - 06.01	1896	D	47 kW	1171	19
FELICIA II Kombi (6U5) 1.6	AEE	01.98 - 06.01	1598	B	55 kW	1167	3
FELICIA II Kombi (6U5) 1.9 D	AEF	01.98 - 06.01	1896	D	47 kW	1171	19
KAMIQ (NW4) 1.6 TDI	DGTA	07.19	1598	D	85 kW	1172	23
KAMIQ (NW4) 1.6 TDI	DGTD	09.19	1598	D	70 kW	1172	23
KAROQ (NU7, ND7) 1.6 TDI	DDYA	07.17	1598	D	85 kW	1172	23
KAROQ (NU7, ND7) 1.6 TDI	DGTE	07.17	1598	D	85 kW	1172	23
KAROQ (NU7, ND7) 2.0 TDI 4x4	CRVC	07.18	1968	D	105 kW	1176	36
KAROQ (NU7, ND7) 2.0 TDI 4x4	DFFA	07.17	1968	D	110 kW	1176	36
KAROQ (NU7, ND7) 2.0 TDI 4x4	DFHA	07.17	1968	D	140 kW	1176	37
KAROQ (NU7, ND7) 2.0 TDI	DFFA	07.17	1968	D	110 kW	1176	36
KAROQ (NU7, ND7) 2.0 TSI 4x4	DKZA	04.19	1984	B	140 kW	1178	46
KODIAQ (NS7, NV7, NS6) 2.0 RS Bi-TDI 4x4	CUAA	11.18	1968	D	176 kW	1176	37
KODIAQ (NS7, NV7, NS6) 2.0 TDI 4x4	CRGB	04.17	1968	D	130 kW	1176	37
KODIAQ (NS7, NV7, NS6) 2.0 TDI 4x4	DBGC	10.16	1968	D	110 kW	1176	37
KODIAQ (NS7, NV7, NS6) 2.0 TDI 4x4	DFGA	10.16	1968	D	110 kW	1176	37
KODIAQ (NS7, NV7, NS6) 2.0 TDI 4x4	DFHA	10.16	1968	D	140 kW	1176	37
KODIAQ (NS7, NV7, NS6) 2.0 TDI	DBGC	10.16	1968	D	110 kW	1176	37
KODIAQ (NS7, NV7, NS6) 2.0 TDI	DFGA	10.16	1968	D	110 kW	1176	37
KODIAQ (NS7, NV7, NS6) 2.0 TSI 4x4	CZPA	10.16	1984	B	132 kW	1178	46
KODIAQ (NS7, NV7, NS6) 2.0 TSI 4x4	DKZA	02.19	1984	B	140 kW	1178	46
OCTAVIA I (1U2) 1.4 16V	AXP	09.00 - 12.10	1390	B	55 kW	1168	6
OCTAVIA I (1U2) 1.4 16V	BCA	09.00 - 12.10	1390	B	55 kW	1168	7
OCTAVIA I (1U2) 1.6	AEE	09.96 - 09.04	1598	B	55 kW	1167	3
OCTAVIA I (1U2) 1.6	AEH	02.97 - 12.07	1595	B	74 kW	1172	26
OCTAVIA I (1U2) 1.6	AKL	02.97 - 12.07	1595	B	74 kW	1173	28
OCTAVIA I (1U2) 1.6	AVU	11.00 - 12.10	1595	B	75 kW	1176	34
OCTAVIA I (1U2) 1.6	BFQ	11.00 - 12.10	1595	B	75 kW	1176	34
OCTAVIA I (1U2) 1.8 T 4x4	ARX	05.01 - 05.06	1781	B	110 kW	1175	32
OCTAVIA I (1U2) 1.8 T	AGU	08.97 - 12.10	1781	B	110 kW	1175	31
OCTAVIA I (1U2) 1.8 T	ARX	08.97 - 12.10	1781	B	110 kW	1175	32
OCTAVIA I (1U2) 1.8 T	ARZ	08.97 - 12.10	1781	B	110 kW	1175	33
OCTAVIA I (1U2) 1.8 T	AUM	08.97 - 12.10	1781	B	110 kW	1175	32
OCTAVIA I (1U2) 1.8	AGN	09.96 - 07.00	1781	B	92 kW	1173	27
OCTAVIA I (1U2) 1.9 SDI	AGP	06.97 - 12.03	1896	D	50 kW	1169	13
OCTAVIA I (1U2) 1.9 SDI	AQM	06.97 - 12.03	1896	D	50 kW	1171	19
OCTAVIA I (1U2) 1.9 TDI	AGR	09.96 - 03.10	1896	D	66 kW	1170	18
OCTAVIA I (1U2) 1.9 TDI	AHF	08.97 - 01.06	1896	D	81 kW	1169	12
OCTAVIA I (1U2) 1.9 TDI	ALH	09.96 - 03.10	1896	D	66 kW	1170	18
OCTAVIA I (1U2) 1.9 TDI	ASV	08.97 - 01.06	1896	D	81 kW	1169	14
OCTAVIA I (1U2) 1.9 TDI	ASZ	09.02 - 09.04	1896	D	96 kW	1171	20
OCTAVIA I (1U2) 1.9 TDI	AXR	10.05 - 12.10	1896	D	74 kW	1171	21
OCTAVIA I (1U2) 2.0	AEG	04.99 - 05.07	1984	B	85 kW	1177	39
OCTAVIA I (1U2) 2.0	APK	04.99 - 05.07	1984	B	85 kW	1177	39
OCTAVIA I (1U2) 2.0	AQY	04.99 - 05.07	1984	B	85 kW	1177	39
OCTAVIA I (1U2) 2.0	AZH	04.99 - 05.07	1984	B	85 kW	1177	40
OCTAVIA I (1U2) 2.0	AZJ	04.99 - 05.07	1984	B	85 kW	1177	40
OCTAVIA I (1U2) RS 1.8 T	AUQ	05.01 - 01.06	1781	B	132 kW	1175	32
OCTAVIA I Combi (1U5) 1.4 16V	AXP	08.00 - 12.10	1390	B	55 kW	1168	6
OCTAVIA I Combi (1U5) 1.4 16V	BCA	08.00 - 12.10	1390	B	55 kW	1168	7
OCTAVIA I Combi (1U5) 1.6	AEE	07.98 - 09.04	1598	B	55 kW	1167	3
OCTAVIA I Combi (1U5) 1.6	AEH	07.98 - 12.07	1595	B	74 kW	1172	26
OCTAVIA I Combi (1U5) 1.6	AKL	07.98 - 12.07	1595	B	74 kW	1173	28
OCTAVIA I Combi (1U5) 1.6	AVU	09.00 - 12.10	1595	B	75 kW	1176	34
OCTAVIA I Combi (1U5) 1.6	BFQ	09.00 - 12.10	1595	B	75 kW	1176	34
OCTAVIA I Combi (1U5) 1.8 20V	AGN	07.98 - 07.00	1781	B	92 kW	1173	27
OCTAVIA I Combi (1U5) 1.8 T 4x4	ARX	05.01 - 05.06	1781	B	110 kW	1175	32








							
OCTAVIA I Combi (1U5) 1.8 T	AGU	07.98 - 12.10	1781	B	110 kW	1175	31
OCTAVIA I Combi (1U5) 1.8 T	ARX	07.98 - 12.10	1781	B	110 kW	1175	32
OCTAVIA I Combi (1U5) 1.8 T	ARZ	07.98 - 12.10	1781	B	110 kW	1175	33
OCTAVIA I Combi (1U5) 1.8 T	AUM	07.98 - 12.10	1781	B	110 kW	1175	32
OCTAVIA I Combi (1U5) 1.9 SDI	AGP	07.98 - 12.03	1896	D	50 kW	1169	13
OCTAVIA I Combi (1U5) 1.9 SDI	AQM	07.98 - 12.03	1896	D	50 kW	1171	19
OCTAVIA I Combi (1U5) 1.9 TDI 4x4	AGR	11.99 - 02.06	1896	D	66 kW	1170	18
OCTAVIA I Combi (1U5) 1.9 TDI 4x4	ATD	09.00 - 01.06	1896	D	74 kW	1170	15
OCTAVIA I Combi (1U5) 1.9 TDI	AGR	07.98 - 03.10	1896	D	66 kW	1170	18
OCTAVIA I Combi (1U5) 1.9 TDI	AHF	07.98 - 01.06	1896	D	81 kW	1169	12
OCTAVIA I Combi (1U5) 1.9 TDI	ALH	07.98 - 03.10	1896	D	66 kW	1170	18
OCTAVIA I Combi (1U5) 1.9 TDI	ASV	07.98 - 01.06	1896	D	81 kW	1169	14
OCTAVIA I Combi (1U5) 1.9 TDI	ASZ	09.02 - 09.04	1896	D	96 kW	1171	20
OCTAVIA I Combi (1U5) 1.9 TDI	ATD	08.00 - 12.10	1896	D	74 kW	1170	15
OCTAVIA I Combi (1U5) 1.9 TDI	AXR	08.00 - 12.10	1896	D	74 kW	1171	21
OCTAVIA I Combi (1U5) 2.0 4x4	AZH	08.00 - 09.04	1984	B	85 kW	1177	40
OCTAVIA I Combi (1U5) 2.0 4x4	AZJ	08.00 - 09.04	1984	B	85 kW	1177	40
OCTAVIA I Combi (1U5) 2.0	AEG	04.99 - 05.07	1984	B	85 kW	1177	39
OCTAVIA I Combi (1U5) 2.0	APK	04.99 - 05.07	1984	B	85 kW	1177	39
OCTAVIA I Combi (1U5) 2.0	AQY	04.99 - 05.07	1984	B	85 kW	1177	39
OCTAVIA I Combi (1U5) 2.0	AZH	04.99 - 05.07	1984	B	85 kW	1177	40
OCTAVIA I Combi (1U5) 2.0	AZJ	04.99 - 05.07	1984	B	85 kW	1177	40
OCTAVIA I Combi (1U5) RS 1.8 T	AUQ	08.02 - 01.06	1781	B	132 kW	1175	32
OCTAVIA I Kasten/Kombi (1U5) 1.9 D	AQM	08.00 - 12.03	1896	D	50 kW	1171	19
OCTAVIA I Kasten/Kombi (1U5) 1.9 TDI	ALH	08.00 - 03.10	1896	D	66 kW	1170	18
OCTAVIA II (1Z3) 1.2 TSI	CBZB	02.10 - 06.13	1197	B	77 kW	1167	1
OCTAVIA II (1Z3) 1.4 TSI	CAXA	11.08 - 06.13	1390	B	90 kW	1168	8
OCTAVIA II (1Z3) 1.4	BCA	05.04 - 05.06	1390	B	55 kW	1168	7
OCTAVIA II (1Z3) 1.4	BUD	06.04 - 04.13	1390	B	59 kW	1168	8
OCTAVIA II (1Z3) 1.4	CGGA	06.04 - 04.13	1390	B	59 kW	1168	8
OCTAVIA II (1Z3) 1.6 FSI	BLF	02.04 - 10.08	1598	B	85 kW	1168	8
OCTAVIA II (1Z3) 1.6 LPG	BSE	08.09 - 11.12	1595	B/G	75 kW	1176	34
OCTAVIA II (1Z3) 1.6 LPG	CHGA	08.09 - 11.12	1595	B/G	75 kW	1176	34
OCTAVIA II (1Z3) 1.6 MultiFuel	CCSA	01.08 - 06.13	1595	B/E	75 kW	1176	34
OCTAVIA II (1Z3) 1.6 MultiFuel	CMXA	01.08 - 06.13	1595	B/E	75 kW	1176	34
OCTAVIA II (1Z3) 1.6 TDI	CAYC	06.09 - 04.13	1598	D	77 kW	1171	22
OCTAVIA II (1Z3) 1.6	BGU	06.04 - 06.13	1595	B	75 kW	1176	34
OCTAVIA II (1Z3) 1.6	BSE	06.04 - 06.13	1595	B	75 kW	1176	34
OCTAVIA II (1Z3) 1.6	BSF	06.04 - 06.13	1595	B	75 kW	1176	34
OCTAVIA II (1Z3) 1.6	CCSA	06.04 - 06.13	1595	B	75 kW	1176	34
OCTAVIA II (1Z3) 1.6	CMXA	06.04 - 06.13	1595	B	75 kW	1176	34
OCTAVIA II (1Z3) 1.8 TSI	BZB	06.07 - 04.13	1798	B	118 kW	1176	38
OCTAVIA II (1Z3) 1.8 TSI	CDA	06.07 - 04.13	1798	B	118 kW	1178	44
OCTAVIA II (1Z3) 1.8 TSI	CDAB	03.09 - 06.13	1798	B	112 kW	1178	44
OCTAVIA II (1Z3) 1.9 TDI	BJB	06.04 - 07.11	1896	D	77 kW	1171	21
OCTAVIA II (1Z3) 1.9 TDI	BKC	06.04 - 07.11	1896	D	77 kW	1171	21
OCTAVIA II (1Z3) 1.9 TDI	BLS	06.04 - 07.11	1896	D	77 kW	1171	21
OCTAVIA II (1Z3) 1.9 TDI	BXE	06.04 - 07.11	1896	D	77 kW	1171	21
OCTAVIA II (1Z3) 2.0 FSI	BLR	11.04 - 10.08	1984	B	110 kW	1177	41
OCTAVIA II (1Z3) 2.0 FSI	BLY	11.04 - 10.08	1984	B	110 kW	1177	41
OCTAVIA II (1Z3) 2.0 FSI	BVY	11.04 - 10.08	1984	B	110 kW	1177	41
OCTAVIA II (1Z3) 2.0 FSI	BVZ	11.04 - 10.08	1984	B	110 kW	1177	41
OCTAVIA II (1Z3) 2.0 TDI 16V	BKD	02.04 - 04.13	1968	D	103 kW	1174	30
OCTAVIA II (1Z3) 2.0 TDI 16V	CFHC	02.04 - 04.13	1968	D	103 kW	1176	35
OCTAVIA II (1Z3) 2.0 TDI 16V	CLCB	02.04 - 04.13	1968	D	103 kW	1176	35
OCTAVIA II (1Z3) 2.0 TDI RS	BMN	04.06 - 02.13	1968	D	125 kW	1174	30
OCTAVIA II (1Z3) 2.0 TDI RS	CEGA	04.06 - 02.13	1968	D	125 kW	1176	35
OCTAVIA II (1Z3) 2.0 TDI	AZV	02.04 - 05.10	1968	D	100 kW	1174	30
OCTAVIA II (1Z3) 2.0 TDI	BMM	11.05 - 05.10	1968	D	103 kW	1174	29
OCTAVIA II (1Z3) 2.0 TDI	CFHF	03.10 - 06.13	1968	D	81 kW	1176	35
OCTAVIA II (1Z3) 2.0 TDI	CLCA	03.10 - 06.13	1968	D	81 kW	1176	35
OCTAVIA II (1Z3) 2.0 TFSI	BWA	10.05 - 02.13	1984	B	147 kW	1177	41








			ccm		kw		1 POS
OCTAVIA II (1Z3) 2.0 TFSI	CCZA	10.05 - 02.13	1984	B	147 kW	1178	43
OCTAVIA II Combi (1Z5) 1.2 TSI	CBZB	02.10 - 04.13	1197	B	77 kW	1167	1
OCTAVIA II Combi (1Z5) 1.4 TSI	CAXA	11.08 - 06.13	1390	B	90 kW	1168	8
OCTAVIA II Combi (1Z5) 1.4	BCA	05.04 - 05.06	1390	B	55 kW	1168	7
OCTAVIA II Combi (1Z5) 1.4	BUD	05.06 - 06.13	1390	B	59 kW	1168	8
OCTAVIA II Combi (1Z5) 1.4	CGGA	05.06 - 06.13	1390	B	59 kW	1168	8
OCTAVIA II Combi (1Z5) 1.6 FSI	BLF	02.04 - 10.08	1598	B	85 kW	1168	8
OCTAVIA II Combi (1Z5) 1.6 LPG	CHGA	08.09 - 11.12	1595	B/G	75 kW	1176	34
OCTAVIA II Combi (1Z5) 1.6 MultiFuel	CCSA	01.08 - 06.13	1595	B/E	75 kW	1176	34
OCTAVIA II Combi (1Z5) 1.6 MultiFuel	CMXA	01.08 - 06.13	1595	B/E	75 kW	1176	34
OCTAVIA II Combi (1Z5) 1.6 TDI 4x4	CAYC	06.09 - 02.13	1598	D	77 kW	1171	22
OCTAVIA II Combi (1Z5) 1.6 TDI	CAYC	06.09 - 04.13	1598	D	77 kW	1171	22
OCTAVIA II Combi (1Z5) 1.6	BGU	09.04 - 06.13	1595	B	75 kW	1176	34
OCTAVIA II Combi (1Z5) 1.6	BSE	09.04 - 06.13	1595	B	75 kW	1176	34
OCTAVIA II Combi (1Z5) 1.6	BSF	09.04 - 06.13	1595	B	75 kW	1176	34
OCTAVIA II Combi (1Z5) 1.6	CCSA	09.04 - 06.13	1595	B	75 kW	1176	34
OCTAVIA II Combi (1Z5) 1.6	CMXA	09.04 - 06.13	1595	B	75 kW	1176	34
OCTAVIA II Combi (1Z5) 1.8 TSI 4x4	CDAA	11.08 - 02.13	1798	B	118 kW	1178	44
OCTAVIA II Combi (1Z5) 1.8 TSI 4x4	CDAB	03.09 - 02.13	1798	B	112 kW	1178	44
OCTAVIA II Combi (1Z5) 1.8 TSI	BZB	06.07 - 04.13	1798	B	118 kW	1176	38
OCTAVIA II Combi (1Z5) 1.8 TSI	CDAA	06.07 - 04.13	1798	B	118 kW	1178	44
OCTAVIA II Combi (1Z5) 1.8 TSI	CDAB	03.09 - 06.13	1798	B	112 kW	1178	44
OCTAVIA II Combi (1Z5) 1.9 TDI 4x4	BKC	11.04 - 12.10	1896	D	77 kW	1171	21
OCTAVIA II Combi (1Z5) 1.9 TDI 4x4	BLS	11.04 - 12.10	1896	D	77 kW	1171	21
OCTAVIA II Combi (1Z5) 1.9 TDI 4x4	BXE	11.04 - 12.10	1896	D	77 kW	1171	21
OCTAVIA II Combi (1Z5) 1.9 TDI	BJB	09.04 - 07.11	1896	D	77 kW	1171	21
OCTAVIA II Combi (1Z5) 1.9 TDI	BKC	09.04 - 07.11	1896	D	77 kW	1171	21
OCTAVIA II Combi (1Z5) 1.9 TDI	BLS	09.04 - 07.11	1896	D	77 kW	1171	21
OCTAVIA II Combi (1Z5) 1.9 TDI	BXE	09.04 - 07.11	1896	D	77 kW	1171	21
OCTAVIA II Combi (1Z5) 2.0 FSI 4x4	BLX	11.04 - 04.09	1984	B	110 kW	1177	41
OCTAVIA II Combi (1Z5) 2.0 FSI 4x4	BLY	11.04 - 04.09	1984	B	110 kW	1177	41
OCTAVIA II Combi (1Z5) 2.0 FSI 4x4	BVX	11.04 - 04.09	1984	B	110 kW	1177	41
OCTAVIA II Combi (1Z5) 2.0 FSI	BLR	11.04 - 10.08	1984	B	110 kW	1177	41
OCTAVIA II Combi (1Z5) 2.0 FSI	BLY	11.04 - 10.08	1984	B	110 kW	1177	41
OCTAVIA II Combi (1Z5) 2.0 FSI	BVY	11.04 - 10.08	1984	B	110 kW	1177	41
OCTAVIA II Combi (1Z5) 2.0 FSI	BVZ	11.04 - 10.08	1984	B	110 kW	1177	41
OCTAVIA II Combi (1Z5) 2.0 TDI 16V 4x4	BKD	05.10 - 02.13	1968	D	103 kW	1174	30
OCTAVIA II Combi (1Z5) 2.0 TDI 16V 4x4	CFHC	05.10 - 02.13	1968	D	103 kW	1176	35
OCTAVIA II Combi (1Z5) 2.0 TDI 16V 4x4	CLCB	05.10 - 02.13	1968	D	103 kW	1176	35
OCTAVIA II Combi (1Z5) 2.0 TDI 16V	AZV	02.04 - 05.10	1968	D	100 kW	1174	30
OCTAVIA II Combi (1Z5) 2.0 TDI 16V	BKD	02.04 - 05.13	1968	D	103 kW	1174	30
OCTAVIA II Combi (1Z5) 2.0 TDI 16V	CFHC	02.04 - 05.13	1968	D	103 kW	1176	35
OCTAVIA II Combi (1Z5) 2.0 TDI 16V	CLCB	02.04 - 05.13	1968	D	103 kW	1176	35
OCTAVIA II Combi (1Z5) 2.0 TDI 4x4	BMM	07.06 - 05.10	1968	D	103 kW	1174	29
OCTAVIA II Combi (1Z5) 2.0 TDI 4x4	CFHF	05.11 - 02.13	1968	D	81 kW	1176	35
OCTAVIA II Combi (1Z5) 2.0 TDI RS	BMN	04.06 - 02.13	1968	D	125 kW	1174	30
OCTAVIA II Combi (1Z5) 2.0 TDI RS	CEGA	04.06 - 02.13	1968	D	125 kW	1176	35
OCTAVIA II Combi (1Z5) 2.0 TDI	BMM	11.05 - 05.10	1968	D	103 kW	1174	29
OCTAVIA II Combi (1Z5) 2.0 TDI	CFHF	03.10 - 06.13	1968	D	81 kW	1176	35
OCTAVIA II Combi (1Z5) 2.0 TDI	CLCA	03.10 - 06.13	1968	D	81 kW	1176	35
OCTAVIA II Combi (1Z5) 2.0 TFSI	BWA	10.05 - 02.13	1984	B	147 kW	1177	41
OCTAVIA II Combi (1Z5) 2.0 TFSI	CCZA	10.05 - 02.13	1984	B	147 kW	1178	43
OCTAVIA III (5E3, NL3, NR3) 1.6 TDI 4x4	CLHA	05.13 - 05.15	1598	D	77 kW	1172	23
OCTAVIA III (5E3, NL3, NR3) 1.6 TDI 4x4	CRKB	05.15 - 02.17	1598	D	81 kW	1172	23
OCTAVIA III (5E3, NL3, NR3) 1.6 TDI 4x4	CXXB	05.15 - 02.17	1598	D	81 kW	1172	23
OCTAVIA III (5E3, NL3, NR3) 1.6 TDI 4x4	DDYA	02.17 - 10.20	1598	D	85 kW	1172	23
OCTAVIA III (5E3, NL3, NR3) 1.6 TDI 4x4	DGTE	02.17 - 10.20	1598	D	85 kW	1172	23
OCTAVIA III (5E3, NL3, NR3) 1.6 TDI	CLHA	11.12 - 05.15	1598	D	77 kW	1172	23
OCTAVIA III (5E3, NL3, NR3) 1.6 TDI	CLHB	11.12 - 10.20	1598	D	66 kW	1172	23
OCTAVIA III (5E3, NL3, NR3) 1.6 TDI	CRKB	05.13 - 02.17	1598	D	81 kW	1172	23
OCTAVIA III (5E3, NL3, NR3) 1.6 TDI	CXXA	11.12 - 10.20	1598	D	66 kW	1172	23
OCTAVIA III (5E3, NL3, NR3) 1.6 TDI	CXXB	05.13 - 02.17	1598	D	81 kW	1172	23








							
OCTAVIA III (5E3, NL3, NR3) 1.6 TDI	DBKA	05.13 - 02.17	1598	D	81 kW	1172	23
OCTAVIA III (5E3, NL3, NR3) 1.6 TDI	DDYA	02.17 - 10.20	1598	D	85 kW	1172	23
OCTAVIA III (5E3, NL3, NR3) 1.6 TDI	DDYB	11.12 - 10.20	1598	D	66 kW	1172	23
OCTAVIA III (5E3, NL3, NR3) 1.6 TDI	DGTE	02.17 - 10.20	1598	D	85 kW	1172	23
OCTAVIA III (5E3, NL3, NR3) 1.8 TSI 4x4	CJSA	05.14 - 10.20	1798	B	132 kW	1178	46
OCTAVIA III (5E3, NL3, NR3) 1.8 TSI 4x4	CJSB	05.14 - 10.20	1798	B	132 kW	1178	46
OCTAVIA III (5E3, NL3, NR3) 1.8 TSI	CJSA	11.12 - 10.20	1798	B	132 kW	1178	46
OCTAVIA III (5E3, NL3, NR3) 2.0 TDI / TDI RS 4x4	CUNA	05.13 - 10.20	1968	D	135 kW	1176	36
OCTAVIA III (5E3, NL3, NR3) 2.0 TDI / TDI RS 4x4	CUPA	05.13 - 10.20	1968	D	135 kW	1176	36
OCTAVIA III (5E3, NL3, NR3) 2.0 TDI / TDI RS 4x4	DJGA	05.13 - 10.20	1968	D	135 kW	1176	37
OCTAVIA III (5E3, NL3, NR3) 2.0 TDI 4x4	CKFC	05.13 - 10.20	1968	D	110 kW	1176	36
OCTAVIA III (5E3, NL3, NR3) 2.0 TDI 4x4	CRMB	05.13 - 10.20	1968	D	110 kW	1176	36
OCTAVIA III (5E3, NL3, NR3) 2.0 TDI 4x4	DCYA	05.13 - 10.20	1968	D	110 kW	1176	37
OCTAVIA III (5E3, NL3, NR3) 2.0 TDI 4x4	DFFA	05.13 - 10.20	1968	D	110 kW	1176	36
OCTAVIA III (5E3, NL3, NR3) 2.0 TDI RS	CUNA	05.13 - 10.20	1968	D	135 kW	1176	36
OCTAVIA III (5E3, NL3, NR3) 2.0 TDI RS	CUPA	05.13 - 10.20	1968	D	135 kW	1176	36
OCTAVIA III (5E3, NL3, NR3) 2.0 TDI RS	DJGA	05.13 - 10.20	1968	D	135 kW	1176	37
OCTAVIA III (5E3, NL3, NR3) 2.0 TDI	CKFB	11.12 - 05.20	1968	D	105 kW	1176	37
OCTAVIA III (5E3, NL3, NR3) 2.0 TDI	CKFC	11.12 - 10.20	1968	D	110 kW	1176	36
OCTAVIA III (5E3, NL3, NR3) 2.0 TDI	CRMB	11.12 - 10.20	1968	D	110 kW	1176	36
OCTAVIA III (5E3, NL3, NR3) 2.0 TDI	CRVC	11.12 - 05.20	1968	D	105 kW	1176	36
OCTAVIA III (5E3, NL3, NR3) 2.0 TDI	CYKA	11.12 - 10.20	1968	D	110 kW	1176	36
OCTAVIA III (5E3, NL3, NR3) 2.0 TDI	DCYA	11.12 - 10.20	1968	D	110 kW	1176	37
OCTAVIA III (5E3, NL3, NR3) 2.0 TDI	DFFA	11.12 - 10.20	1968	D	110 kW	1176	36
OCTAVIA III (5E3, NL3, NR3) 2.0 TSI 4x4	DKZA	02.19 - 10.20	1984	B	140 kW	1178	46
OCTAVIA III (5E3, NL3, NR3) 2.0 TSI RS	CHHA	05.15 - 10.20	1984	B	169 kW	1178	45
OCTAVIA III (5E3, NL3, NR3) 2.0 TSI RS	CHHB	05.13 - 02.17	1984	B	162 kW	1178	45
OCTAVIA III (5E3, NL3, NR3) 2.0 TSI RS	DKTB	02.17 - 12.20	1984	B	180 kW	1178	45
OCTAVIA III (5E3, NL3, NR3) 2.0 TSI RS	DLBA	02.17 - 12.20	1984	B	180 kW	1178	45
OCTAVIA III (5E3, NL3, NR3) 2.0 TSI	DKZA	02.17 - 10.20	1984	B	140 kW	1178	46
OCTAVIA III Combi (5E5, 5E6) 1.6 TDI 4x4	CLHA	11.12 - 05.15	1598	D	77 kW	1172	23
OCTAVIA III Combi (5E5, 5E6) 1.6 TDI 4x4	CRKB	05.15 - 02.17	1598	D	81 kW	1172	23
OCTAVIA III Combi (5E5, 5E6) 1.6 TDI 4x4	CXXB	05.15 - 02.17	1598	D	81 kW	1172	23
OCTAVIA III Combi (5E5, 5E6) 1.6 TDI 4x4	DBKA	05.15 - 02.17	1598	D	81 kW	1172	23
OCTAVIA III Combi (5E5, 5E6) 1.6 TDI 4x4	DDYA	02.17 - 10.20	1598	D	85 kW	1172	23
OCTAVIA III Combi (5E5, 5E6) 1.6 TDI 4x4	DGTE	02.17 - 10.20	1598	D	85 kW	1172	23
OCTAVIA III Combi (5E5, 5E6) 1.6 TDI	CLHA	11.12 - 05.15	1598	D	77 kW	1172	23
OCTAVIA III Combi (5E5, 5E6) 1.6 TDI	CLHB	11.12 - 10.20	1598	D	66 kW	1172	23
OCTAVIA III Combi (5E5, 5E6) 1.6 TDI	CRKB	05.13 - 02.17	1598	D	81 kW	1172	23
OCTAVIA III Combi (5E5, 5E6) 1.6 TDI	CXXA	11.12 - 10.20	1598	D	66 kW	1172	23
OCTAVIA III Combi (5E5, 5E6) 1.6 TDI	CXXB	05.13 - 02.17	1598	D	81 kW	1172	23
OCTAVIA III Combi (5E5, 5E6) 1.6 TDI	DBKA	05.13 - 02.17	1598	D	81 kW	1172	23
OCTAVIA III Combi (5E5, 5E6) 1.6 TDI	DDYA	02.17 - 10.20	1598	D	85 kW	1172	23
OCTAVIA III Combi (5E5, 5E6) 1.6 TDI	DDYB	11.12 - 10.20	1598	D	66 kW	1172	23
OCTAVIA III Combi (5E5, 5E6) 1.6 TDI	DGTA	02.17 - 10.20	1598	D	85 kW	1172	23
OCTAVIA III Combi (5E5, 5E6) 1.6 TDI	DGTE	02.17 - 10.20	1598	D	85 kW	1172	23
OCTAVIA III Combi (5E5, 5E6) 1.8 TSI 4x4	CJSB	11.12 - 02.17	1798	B	132 kW	1178	46
OCTAVIA III Combi (5E5, 5E6) 1.8 TSI	CJSA	11.12 - 10.20	1798	B	132 kW	1178	46
OCTAVIA III Combi (5E5, 5E6) 1.8 TSI	CJSB	11.12 - 10.20	1798	B	132 kW	1178	46
OCTAVIA III Combi (5E5, 5E6) 2.0 TDI / TDI RS 4x4	CUNA	05.13 - 10.20	1968	D	135 kW	1176	36
OCTAVIA III Combi (5E5, 5E6) 2.0 TDI / TDI RS 4x4	CUPA	05.13 - 10.20	1968	D	135 kW	1176	36
OCTAVIA III Combi (5E5, 5E6) 2.0 TDI / TDI RS 4x4	DJGA	05.13 - 10.20	1968	D	135 kW	1176	37
OCTAVIA III Combi (5E5, 5E6) 2.0 TDI 4x4	CKFC	11.12 - 10.20	1968	D	110 kW	1176	36
OCTAVIA III Combi (5E5, 5E6) 2.0 TDI 4x4	CRMB	11.12 - 10.20	1968	D	110 kW	1176	36
OCTAVIA III Combi (5E5, 5E6) 2.0 TDI 4x4	DCYA	11.12 - 10.20	1968	D	110 kW	1176	37
OCTAVIA III Combi (5E5, 5E6) 2.0 TDI 4x4	DFFA	11.12 - 10.20	1968	D	110 kW	1176	36
OCTAVIA III Combi (5E5, 5E6) 2.0 TDI RS	CUNA	05.13 - 10.20	1968	D	135 kW	1176	36
OCTAVIA III Combi (5E5, 5E6) 2.0 TDI RS	CUPA	05.13 - 10.20	1968	D	135 kW	1176	36
OCTAVIA III Combi (5E5, 5E6) 2.0 TDI RS	DJGA	05.13 - 10.20	1968	D	135 kW	1176	37
OCTAVIA III Combi (5E5, 5E6) 2.0 TDI	CKFB	11.12 - 02.17	1968	D	105 kW	1176	37
OCTAVIA III Combi (5E5, 5E6) 2.0 TDI	CKFC	11.12 - 10.20	1968	D	110 kW	1176	36
OCTAVIA III Combi (5E5, 5E6) 2.0 TDI	CRMB	11.12 - 10.20	1968	D	110 kW	1176	36

			ccm		kw		1 POS
OCTAVIA III Combi (5E5, 5E6) 2.0 TDI	CRVC	11.12 - 02.17	1968	D	105 kW	1176	36
OCTAVIA III Combi (5E5, 5E6) 2.0 TDI	CYKA	11.12 - 10.20	1968	D	110 kW	1176	36
OCTAVIA III Combi (5E5, 5E6) 2.0 TDI	DCYA	11.12 - 10.20	1968	D	110 kW	1176	37
OCTAVIA III Combi (5E5, 5E6) 2.0 TDI	DFFA	11.12 - 10.20	1968	D	110 kW	1176	36
OCTAVIA III Combi (5E5, 5E6) 2.0 TSI 4x4	DKZA	02.19 - 10.20	1984	B	140 kW	1178	46
OCTAVIA III Combi (5E5, 5E6) 2.0 TSI RS	CHHA	05.15 - 10.20	1984	B	169 kW	1178	45
OCTAVIA III Combi (5E5, 5E6) 2.0 TSI RS	CHHB	11.12 - 02.17	1984	B	162 kW	1178	45
OCTAVIA III Combi (5E5, 5E6) 2.0 TSI RS	DKTB	02.17 - 10.20	1984	B	180 kW	1178	45
OCTAVIA III Combi (5E5, 5E6) 2.0 TSI RS	DLBA	02.17 - 10.20	1984	B	180 kW	1178	45
OCTAVIA III Combi (5E5, 5E6) 2.0 TSI	DKZA	02.17 - 10.20	1984	B	140 kW	1178	46
OCTAVIA IV (NX3, NN3) 2.0 TDI	CRVC	06.20	1968	D	105 kW	1176	36
OCTAVIA IV (NX3, NN3) 2.0 TSI RS	DLBA	03.20	1984	B	180 kW	1178	45
OCTAVIA IV Combi (NX5) 2.0 TDI	CRVC	06.20	1968	D	105 kW	1176	36
OCTAVIA IV Combi (NX5) 2.0 TSI RS	DLBA	03.20	1984	B	180 kW	1178	45
RAPID (NA2) 1.5 TDI	CWXC	09.16 - 10.19	1498	D	81 kW	1169	11
RAPID (NA2) 1.6 TDI	CLNA	10.11 - 12.14	1598	D	77 kW	1171	22
RAPID (NH3, NK3, NK6) 1.2 LPG	CBZA	07.12 - 05.15	1197	B/G	63 kW	1167	1
RAPID (NH3, NK3, NK6) 1.2 LPG	CGPC	07.12 - 06.15	1198	B/G	55 kW	1167	4
RAPID (NH3, NK3, NK6) 1.2 TSI	CBZA	07.12 - 05.15	1197	B	63 kW	1167	1
RAPID (NH3, NK3, NK6) 1.2 TSI	CBZB	07.12 - 05.15	1197	B	77 kW	1167	1
RAPID (NH3, NK3, NK6) 1.2	CGPC	07.12 - 06.15	1198	B	55 kW	1167	4
RAPID (NH3, NK3, NK6) 1.4 TSI	CAXA	07.12 - 06.15	1390	B	90 kW	1168	8
RAPID (NH3, NK3, NK6) 1.6 TDI	CAYB	08.13 - 05.15	1598	D	66 kW	1171	22
RAPID (NH3, NK3, NK6) 1.6 TDI	CAYC	07.12 - 12.19	1598	D	77 kW	1171	22
RAPID (NH3, NK3, NK6) 1.6 TDI	CLNA	07.12 - 12.19	1598	D	77 kW	1171	22
RAPID (NH3, NK3, NK6) 1.6 TDI	CXMA	05.15 - 12.19	1598	D	85 kW	1172	24
RAPID (NH3, NK3, NK6) 1.6	CFNA	07.12 - 06.15	1598	B	77 kW	1168	8
RAPID Spaceback (NH1) 1.2 LPG	CBZA	07.12 - 05.15	1197	B/G	63 kW	1167	1
RAPID Spaceback (NH1) 1.2 LPG	CGPC	07.12 - 06.15	1198	B/G	55 kW	1167	4
RAPID Spaceback (NH1) 1.2 TSI	CBZA	07.12 - 05.15	1197	B	63 kW	1167	1
RAPID Spaceback (NH1) 1.2 TSI	CBZB	07.12 - 05.15	1197	B	77 kW	1167	1
RAPID Spaceback (NH1) 1.2	CGPC	07.12 - 06.15	1198	B	55 kW	1167	4
RAPID Spaceback (NH1) 1.4 TSI	CAXA	07.12 - 06.15	1390	B	90 kW	1168	8
RAPID Spaceback (NH1) 1.6 TDI	CAYB	08.13 - 05.15	1598	D	66 kW	1171	22
RAPID Spaceback (NH1) 1.6 TDI	CAYC	07.12 - 12.19	1598	D	77 kW	1171	22
RAPID Spaceback (NH1) 1.6 TDI	CLNA	07.12 - 12.19	1598	D	77 kW	1171	22
RAPID Spaceback (NH1) 1.6 TDI	CXMA	05.15 - 12.19	1598	D	85 kW	1172	24
RAPID Spaceback (NH1) 1.6	CFNA	07.12 - 06.15	1598	B	77 kW	1168	8
ROOMSTER (5J7) 1.2 LPG	CGPA	03.09 - 05.15	1198	B/G	51 kW	1168	5
ROOMSTER (5J7) 1.2 TDI	CFWA	03.10 - 05.15	1199	D	55 kW	1170	17
ROOMSTER (5J7) 1.2 TSI	CBZA	03.10 - 05.15	1197	B	63 kW	1167	1
ROOMSTER (5J7) 1.2 TSI	CBZB	03.10 - 05.15	1197	B	77 kW	1167	1
ROOMSTER (5J7) 1.2	BME	05.06 - 01.07	1198	B	47 kW	1168	5
ROOMSTER (5J7) 1.2	BZG	01.07 - 05.15	1198	B	51 kW	1168	5
ROOMSTER (5J7) 1.2	CGPA	01.07 - 05.15	1198	B	51 kW	1168	5
ROOMSTER (5J7) 1.4 LPG	BXW	03.10 - 05.15	1390	B/G	63 kW	1168	8
ROOMSTER (5J7) 1.4 LPG	CGGB	03.10 - 05.15	1390	B/G	63 kW	1168	8
ROOMSTER (5J7) 1.4 TDI	BMS	09.06 - 03.10	1422	D	59 kW	1170	16
ROOMSTER (5J7) 1.4 TDI	BNM	07.06 - 03.10	1422	D	51 kW	1170	16
ROOMSTER (5J7) 1.4 TDI	BNV	09.06 - 03.10	1422	D	59 kW	1170	16
ROOMSTER (5J7) 1.4	BXW	09.06 - 05.15	1390	B	63 kW	1168	8
ROOMSTER (5J7) 1.4	CGGB	09.06 - 05.15	1390	B	63 kW	1168	8
ROOMSTER (5J7) 1.6 LPG	BTS	06.06 - 07.10	1598	B/G	77 kW	1168	8
ROOMSTER (5J7) 1.6 TDI	CAYB	03.10 - 05.15	1598	D	66 kW	1171	22
ROOMSTER (5J7) 1.6 TDI	CAYC	03.10 - 05.15	1598	D	77 kW	1171	22
ROOMSTER (5J7) 1.6	BTS	09.06 - 05.15	1598	B	77 kW	1168	8
ROOMSTER (5J7) 1.6	CFNA	09.06 - 05.15	1598	B	77 kW	1168	8
ROOMSTER (5J7) 1.9 TDI	AXR	03.06 - 05.06	1896	D	74 kW	1171	21
ROOMSTER (5J7) 1.9 TDI	BLS	09.06 - 03.10	1896	D	77 kW	1171	21
ROOMSTER (5J7) 1.9 TDI	BSW	09.06 - 03.10	1896	D	77 kW	1170	15
ROOMSTER Praktik (5J) 1.2 TDI	CFWA	03.10 - 05.15	1199	D	55 kW	1170	17
ROOMSTER Praktik (5J) 1.2 TSI	CBZA	03.10 - 05.15	1197	B	63 kW	1167	1













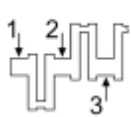
							
ROOMSTER Praktik (5J) 1.2	BZG	03.07 - 05.15	1198	B	51 kW	1168	5
ROOMSTER Praktik (5J) 1.2	CGPA	03.07 - 05.15	1198	B	51 kW	1168	5
ROOMSTER Praktik (5J) 1.4 TDI	BMS	03.07 - 03.10	1422	D	59 kW	1170	16
ROOMSTER Praktik (5J) 1.4 TDI	BNM	03.07 - 03.10	1422	D	51 kW	1170	16
ROOMSTER Praktik (5J) 1.4 TDI	BNV	03.07 - 03.10	1422	D	59 kW	1170	16
ROOMSTER Praktik (5J) 1.4	BXW	03.07 - 05.15	1390	B	63 kW	1168	8
ROOMSTER Praktik (5J) 1.4	CGGB	03.07 - 05.15	1390	B	63 kW	1168	8
ROOMSTER Praktik (5J) 1.6 TDI	CAYB	03.10 - 05.15	1598	D	66 kW	1171	22
SCALA (NW1) 1.6 TDI	DGTA	02.19	1598	D	85 kW	1172	23
SCALA (NW1) 1.6 TDI	DGTD	09.19	1598	D	70 kW	1172	23
SUPERB I (3U4) 1.8 T	AWT	12.01 - 03.08	1781	B	110 kW	1175	32
SUPERB I (3U4) 1.9 TDI	AVB	08.02 - 10.05	1896	D	74 kW	1170	15
SUPERB I (3U4) 1.9 TDI	AVF	12.01 - 03.08	1896	D	96 kW	1171	20
SUPERB I (3U4) 1.9 TDI	AWX	12.01 - 03.08	1896	D	96 kW	1171	20
SUPERB I (3U4) 1.9 TDI	BPZ	01.07 - 03.08	1896	D	85 kW	1171	20
SUPERB I (3U4) 1.9 TDI	BSV	10.05 - 05.07	1896	D	77 kW	1171	20
SUPERB I (3U4) 2.0 TDI	BSS	10.05 - 03.08	1968	D	103 kW	1174	29
SUPERB I (3U4) 2.0 TDI	BWW	02.06 - 03.08	1968	D	91 kW	1174	29
SUPERB I (3U4) 2.0	AZM	12.01 - 03.08	1984	B	85 kW	1177	40
SUPERB II (3T4) 1.4 TSI	CAXC	07.08 - 05.15	1390	B	92 kW	1168	8
SUPERB II (3T4) 1.6 TDI	CAYC	09.10 - 05.15	1598	D	77 kW	1171	22
SUPERB II (3T4) 1.8 TSI 4x4	CDAA	11.08 - 05.15	1798	B	118 kW	1178	44
SUPERB II (3T4) 1.8 TSI 4x4	CDAB	03.09 - 05.15	1798	B	112 kW	1178	44
SUPERB II (3T4) 1.8 TSI	BZB	03.08 - 05.15	1798	B	118 kW	1176	38
SUPERB II (3T4) 1.8 TSI	CDAA	03.08 - 05.15	1798	B	118 kW	1178	44
SUPERB II (3T4) 1.8 TSI	CDAB	03.09 - 05.15	1798	B	112 kW	1178	44
SUPERB II (3T4) 1.9 TDI	BLS	03.08 - 11.10	1896	D	77 kW	1171	21
SUPERB II (3T4) 1.9 TDI	BXE	03.08 - 11.10	1896	D	77 kW	1171	21
SUPERB II (3T4) 2.0 TDI 16V 4x4	CFFB	11.10 - 05.15	1968	D	103 kW	1176	35
SUPERB II (3T4) 2.0 TDI 16V	BKD	01.09 - 05.15	1968	D	103 kW	1174	30
SUPERB II (3T4) 2.0 TDI 16V	CFFB	01.09 - 05.15	1968	D	103 kW	1176	35
SUPERB II (3T4) 2.0 TDI 16V	CLJA	01.09 - 05.15	1968	D	103 kW	1176	35
SUPERB II (3T4) 2.0 TDI 4x4	CBBB	09.08 - 05.15	1968	D	125 kW	1176	35
SUPERB II (3T4) 2.0 TDI 4x4	CFGB	09.08 - 05.15	1968	D	125 kW	1176	35
SUPERB II (3T4) 2.0 TDI	BMP	03.08 - 05.10	1968	D	103 kW	1174	29
SUPERB II (3T4) 2.0 TDI	CBBB	07.08 - 05.15	1968	D	125 kW	1176	35
SUPERB II (3T4) 2.0 TDI	CFGB	07.08 - 05.15	1968	D	125 kW	1176	35
SUPERB II (3T4) 2.0 TFSI	CCZA	05.10 - 05.15	1984	B	147 kW	1178	43
SUPERB II Kombi (3T5) 1.4 TSI	CAXC	10.09 - 05.15	1390	B	92 kW	1168	8
SUPERB II Kombi (3T5) 1.6 TDI	CAYC	09.10 - 05.15	1598	D	77 kW	1171	22
SUPERB II Kombi (3T5) 1.8 TSI 4x4	CDAA	10.09 - 05.15	1798	B	118 kW	1178	44
SUPERB II Kombi (3T5) 1.8 TSI 4x4	CDAB	10.09 - 05.15	1798	B	112 kW	1178	44
SUPERB II Kombi (3T5) 1.8 TSI	CDAA	10.09 - 05.15	1798	B	118 kW	1178	44
SUPERB II Kombi (3T5) 1.8 TSI	CDAB	10.09 - 05.15	1798	B	112 kW	1178	44
SUPERB II Kombi (3T5) 1.9 TDI	BLS	10.09 - 11.10	1896	D	77 kW	1171	21
SUPERB II Kombi (3T5) 1.9 TDI	BXE	10.09 - 11.10	1896	D	77 kW	1171	21
SUPERB II Kombi (3T5) 2.0 TDI 16V 4x4	CFFB	11.10 - 05.15	1968	D	103 kW	1176	35
SUPERB II Kombi (3T5) 2.0 TDI 16V	BKD	10.09 - 05.15	1968	D	103 kW	1174	30
SUPERB II Kombi (3T5) 2.0 TDI 16V	CFFB	10.09 - 05.15	1968	D	103 kW	1176	35
SUPERB II Kombi (3T5) 2.0 TDI 16V	CLJA	10.09 - 05.15	1968	D	103 kW	1176	35
SUPERB II Kombi (3T5) 2.0 TDI 4x4	CBBB	10.09 - 05.15	1968	D	125 kW	1176	35
SUPERB II Kombi (3T5) 2.0 TDI 4x4	CFGB	10.09 - 05.15	1968	D	125 kW	1176	35
SUPERB II Kombi (3T5) 2.0 TDI	BMP	10.09 - 03.10	1968	D	103 kW	1174	29
SUPERB II Kombi (3T5) 2.0 TDI	CBBB	10.09 - 05.15	1968	D	125 kW	1176	35
SUPERB II Kombi (3T5) 2.0 TDI	CFGB	10.09 - 05.15	1968	D	125 kW	1176	35
SUPERB II Kombi (3T5) 2.0 TFSI	CCZA	05.10 - 05.15	1984	B	147 kW	1178	43
SUPERB III (3V3) 1.6 TDI	DCXA	03.15	1598	D	88 kW	1172	24
SUPERB III (3V3) 1.6 TDI	DCZA	03.15	1598	D	88 kW	1172	23
SUPERB III (3V3) 1.8 TSI	CJSA	03.15	1798	B	132 kW	1178	46
SUPERB III (3V3) 1.8 TSI	CJSC	03.15	1798	B	132 kW	1178	46
SUPERB III (3V3) 2.0 TDI 4x4	CRLB	03.15	1968	D	110 kW	1176	36
SUPERB III (3V3) 2.0 TDI 4x4	DDAA	03.15	1968	D	140 kW	1176	36

			ccm		kw		1 POS
SUPERB III (3V3) 2.0 TDI 4x4	DFCA	03.15	1968	D	140 kW	1176	36
SUPERB III (3V3) 2.0 TDI 4x4	DFEA	03.15	1968	D	110 kW	1176	36
SUPERB III (3V3) 2.0 TDI 4x4	DFGA	03.15	1968	D	110 kW	1176	37
SUPERB III (3V3) 2.0 TDI 4x4	DFHA	03.15	1968	D	140 kW	1176	37
SUPERB III (3V3) 2.0 TDI	CRGA	03.15	1968	D	130 kW	1176	36
SUPERB III (3V3) 2.0 TDI	CRLB	03.15	1968	D	110 kW	1176	36
SUPERB III (3V3) 2.0 TDI	DDAA	03.15	1968	D	140 kW	1176	36
SUPERB III (3V3) 2.0 TDI	DFCA	03.15	1968	D	140 kW	1176	36
SUPERB III (3V3) 2.0 TDI	DFEA	03.15	1968	D	110 kW	1176	36
SUPERB III (3V3) 2.0 TDI	DFGA	03.15	1968	D	110 kW	1176	37
SUPERB III (3V3) 2.0 TDI	DFHA	03.15	1968	D	140 kW	1176	37
SUPERB III (3V3) 2.0 TSI 4x4	CJXA	03.15	1984	B	206 kW	1178	45
SUPERB III (3V3) 2.0 TSI 4x4	DNUA	03.15	1984	B	200 kW	1178	45
SUPERB III (3V3) 2.0 TSI	CHHB	03.15	1984	B	162 kW	1178	45
SUPERB III (3V3) 2.0 TSI	DKZA	07.19	1984	B	140 kW	1178	46
SUPERB III Kombi (3V5) 1.6 TDI	DCXA	03.15	1598	D	88 kW	1172	24
SUPERB III Kombi (3V5) 1.6 TDI	DCZA	03.15	1598	D	88 kW	1172	23
SUPERB III Kombi (3V5) 1.8 TSI	CJSA	03.15	1798	B	132 kW	1178	46
SUPERB III Kombi (3V5) 1.8 TSI	CJSC	03.15	1798	B	132 kW	1178	46
SUPERB III Kombi (3V5) 2.0 TDI 4x4	CRLB	03.15	1968	D	110 kW	1176	36
SUPERB III Kombi (3V5) 2.0 TDI 4x4	DDAA	03.15	1968	D	140 kW	1176	36
SUPERB III Kombi (3V5) 2.0 TDI 4x4	DFCA	03.15	1968	D	140 kW	1176	36
SUPERB III Kombi (3V5) 2.0 TDI 4x4	DFEA	03.15	1968	D	110 kW	1176	36
SUPERB III Kombi (3V5) 2.0 TDI 4x4	DFGA	03.15	1968	D	110 kW	1176	37
SUPERB III Kombi (3V5) 2.0 TDI 4x4	DFHA	03.15	1968	D	140 kW	1176	37
SUPERB III Kombi (3V5) 2.0 TDI	CRGA	03.15	1968	D	130 kW	1176	36
SUPERB III Kombi (3V5) 2.0 TDI	CRLB	03.15	1968	D	110 kW	1176	36
SUPERB III Kombi (3V5) 2.0 TDI	DDAA	03.15	1968	D	140 kW	1176	36
SUPERB III Kombi (3V5) 2.0 TDI	DFCA	03.15	1968	D	140 kW	1176	36
SUPERB III Kombi (3V5) 2.0 TDI	DFEA	03.15	1968	D	110 kW	1176	36
SUPERB III Kombi (3V5) 2.0 TDI	DFGA	03.15	1968	D	110 kW	1176	37
SUPERB III Kombi (3V5) 2.0 TDI	DFHA	03.15	1968	D	140 kW	1176	37
SUPERB III Kombi (3V5) 2.0 TSI 4x4	CJXA	03.15	1984	B	206 kW	1178	45
SUPERB III Kombi (3V5) 2.0 TSI 4x4	DNUA	03.15	1984	B	200 kW	1178	45
SUPERB III Kombi (3V5) 2.0 TSI	CHHB	03.15	1984	B	162 kW	1178	45
SUPERB III Kombi (3V5) 2.0 TSI	DKZA	07.19	1984	B	140 kW	1178	46
YETI (5L) 1.2 TSI	CBZB	09.09 - 05.15	1197	B	77 kW	1167	1
YETI (5L) 1.4 TSI	CAXA	06.10 - 05.15	1390	B	90 kW	1168	8
YETI (5L) 1.6 TDI	CAYC	11.10 - 05.15	1598	D	77 kW	1171	22
YETI (5L) 1.8 TSI 4x4	CDAA	05.09 - 12.17	1798	B	118 kW	1178	44
YETI (5L) 1.8 TSI 4x4	CDAB	11.09 - 12.17	1798	B	112 kW	1178	44
YETI (5L) 2.0 TDI 4x4	CBDB	05.09 - 12.17	1968	D	103 kW	1176	35
YETI (5L) 2.0 TDI 4x4	CEGA	11.09 - 05.15	1968	D	125 kW	1176	35
YETI (5L) 2.0 TDI 4x4	CFHC	05.09 - 12.17	1968	D	103 kW	1176	35
YETI (5L) 2.0 TDI 4x4	CFHF	11.09 - 12.17	1968	D	81 kW	1176	35
YETI (5L) 2.0 TDI 4x4	CFJA	11.09 - 05.15	1968	D	125 kW	1176	35
YETI (5L) 2.0 TDI 4x4	CLCB	05.09 - 12.17	1968	D	103 kW	1176	35
YETI (5L) 2.0 TDI 4x4	CUUA	11.09 - 12.17	1968	D	81 kW	1176	36
YETI (5L) 2.0 TDI 4x4	CUUB	05.15 - 12.17	1968	D	110 kW	1176	37
YETI (5L) 2.0 TDI 4x4	DFSA	11.09 - 12.17	1968	D	81 kW	1176	37
YETI (5L) 2.0 TDI 4x4	DFSB	05.15 - 12.17	1968	D	110 kW	1176	37
YETI (5L) 2.0 TDI	CFHA	11.09 - 12.17	1968	D	81 kW	1176	36
YETI (5L) 2.0 TDI	CFHC	11.11 - 12.17	1968	D	103 kW	1176	35
YETI (5L) 2.0 TDI	CLCA	11.09 - 12.17	1968	D	81 kW	1176	35
YETI (5L) 2.0 TDI	CLCB	11.11 - 12.17	1968	D	103 kW	1176	35
YETI (5L) 2.0 TDI	CUUA	11.09 - 12.17	1968	D	81 kW	1176	36
YETI (5L) 2.0 TDI	CUUB	05.15 - 12.17	1968	D	110 kW	1176	37
YETI (5L) 2.0 TDI	DFSA	11.09 - 12.17	1968	D	81 kW	1176	37
YETI (5L) 2.0 TDI	DFSB	05.15 - 12.17	1968	D	110 kW	1176	37

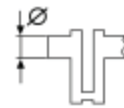


ENGINE	\varnothing	ccm	kW		1	POS	ENGINE	\varnothing	ccm	kW		1	POS		
ADR	81,000	4	1781	92 kW	B	1172	25	BMN	81,000	4	1968	125 kW	D	1174	30
AEE	76,500	4	1598	55 kW	B	1167	3	BMP	81,000	4	1968	103 kW	D	1174	29
AEF	79,500	4	1896	47 kW	D	1171	19	BMS	79,500	3	1422	59 kW	D	1170	16
AEG	82,500	4	1984	85 kW	B	1177	39	BNM	79,500	3	1422	51 kW	D	1170	16
AEH	81,000	4	1595	74 kW	B	1172	26	BNV	79,500	3	1422	59 kW	D	1170	16
AEY	79,500	4	1896	47 kW	D	1170	18	BPZ	79,500	4	1896	85 kW	D	1171	20
AGN	81,000	4	1781	92 kW	B	1173	27	BSE	81,000	4	1595	75 kW	B	1176	34
AGP	79,500	4	1896	50 kW	D	1169	13	BSF	81,000	4	1595	75 kW	B	1176	34
AGR	79,500	4	1896	66 kW	D	1170	18	BSS	81,000	4	1968	103 kW	D	1174	29
AGU	81,000	4	1781	110 kW	B	1175	31	BSV	79,500	4	1896	77 kW	D	1171	20
AHF	79,500	4	1896	81 kW	D	1169	12	BSW	79,500	4	1896	77 kW	D	1170	15
AKL	81,000	4	1595	74 kW	B	1173	28	BTS	76,500	4	1598	77 kW	B	1168	8
ALH	79,500	4	1896	66 kW	D	1170	18	BUD	76,500	4	1390	59 kW	B	1168	8
AMF	79,500	3	1422	55 kW	D	1170	16	BVX	82,500	4	1984	110 kW	B	1177	41
APK	82,500	4	1984	85 kW	B	1177	39	BVY	82,500	4	1984	110 kW	B	1177	41
AQM	79,500	4	1896	50 kW	D	1171	19	BVZ	82,500	4	1984	110 kW	B	1177	41
AQV	72,000	4	996	37 kW	B	1167	2	BWA	82,500	4	1984	147 kW	B	1177	41
AQY	82,500	4	1984	85 kW	B	1177	39	BWJ	82,500	4	1984	177 kW	B	1177	42
ARV	72,000	4	996	37 kW	B	1167	2	BWW	81,000	4	1968	91 kW	D	1174	29
ARX	81,000	4	1781	110 kW	B	1175	32	BXE	79,500	4	1896	77 kW	D	1171	21
ARZ	81,000	4	1781	110 kW	B	1175	33	BXW	76,500	4	1390	63 kW	B	1168	8
ASV	79,500	4	1896	81 kW	D	1169	14	BZW	82,500	4	1798	118 kW	B	1176	38
ASY	79,500	4	1896	47 kW	D	1171	19	BZG	76,500	3	1198	51 kW	B	1168	5
ASZ	79,500	4	1896	96 kW	D	1171	20	CAVE	76,500	4	1390	132 kW	B	1168	8
ATD	79,500	4	1896	74 kW	D	1170	15	CAXA	76,500	4	1390	90 kW	B	1168	8
AUA	76,500	4	1390	55 kW	B	1168	6	CAXC	76,500	4	1390	92 kW	B	1168	8
AUB	76,500	4	1390	74 kW	B	1168	6	CAYA	79,500	4	1598	55 kW	D	1171	22
AUM	81,000	4	1781	110 kW	B	1175	32	CAYB	79,500	4	1598	66 kW	D	1171	22
AUQ	81,000	4	1781	132 kW	B	1175	32	CAYC	79,500	4	1598	77 kW	D	1171	22
AVB	79,500	4	1896	74 kW	D	1170	15	CBBC	81,000	4	1968	125 kW	D	1176	35
AVF	79,500	4	1896	96 kW	D	1171	20	CBDB	81,000	4	1968	103 kW	D	1176	35
AVU	81,000	4	1595	75 kW	B	1176	34	CBZA	71,000	4	1197	63 kW	B	1167	1
AWT	81,000	4	1781	110 kW	B	1175	32	CBZB	71,000	4	1197	77 kW	B	1167	1
AWX	79,500	4	1896	96 kW	D	1171	20	CCSA	81,000	4	1595	75 kW	B	1176	34
AWY	76,500	3	1198	40 kW	B	1168	5	CCZA	82,500	4	1984	147 kW	B	1178	43
AXP	76,500	4	1390	55 kW	B	1168	6	CDAA	82,500	4	1798	118 kW	B	1178	44
AXR	79,500	4	1896	74 kW	D	1171	21	CDAB	82,500	4	1798	112 kW	B	1178	44
AZH	82,500	4	1984	85 kW	B	1177	40	CDDA	76,500	4	1390	63 kW	B	1168	9
AZJ	82,500	4	1984	85 kW	B	1177	40	CEGA	81,000	4	1968	125 kW	D	1176	35
AZL	82,500	4	1984	85 kW	B	1177	40	CFBA	76,500	4	1390	96 kW	B	1169	10
AZM	82,500	4	1984	85 kW	B	1177	40	CFFB	81,000	4	1968	103 kW	D	1176	35
AZQ	76,500	3	1198	47 kW	B	1168	5	CFGB	81,000	4	1968	125 kW	D	1176	35
AZV	81,000	4	1968	100 kW	D	1174	30	CFHA	81,000	4	1968	81 kW	D	1176	36
BBM	76,500	3	1198	44 kW	B	1168	5	CFHC	81,000	4	1968	103 kW	D	1176	35
BBY	76,500	4	1390	55 kW	B	1168	6	CFHF	81,000	4	1968	81 kW	D	1176	35
BBZ	76,500	4	1390	74 kW	B	1168	6	CFJA	81,000	4	1968	125 kW	D	1176	35
BCA	76,500	4	1390	55 kW	B	1168	7	CFNA	76,500	4	1598	77 kW	B	1168	8
BFQ	81,000	4	1595	75 kW	B	1176	34	CFWA	79,500	3	1199	55 kW	D	1170	17
BGU	81,000	4	1595	75 kW	B	1176	34	CGGA	76,500	4	1390	59 kW	B	1168	8
BJB	79,500	4	1896	77 kW	D	1171	21	CGGB	76,500	4	1390	63 kW	B	1168	8
BKC	79,500	4	1896	77 kW	D	1171	21	CGPB	76,500	3	1198	51 kW	B	1168	5
BKD	81,000	4	1968	103 kW	D	1174	30	CGPC	76,500	3	1198	44 kW	B	1168	5
BKY	76,500	4	1390	55 kW	B	1168	6	CHFA	76,500	3	1198	44 kW	B/G	1168	5
BLF	76,500	4	1598	85 kW	B	1168	8	CHGA	81,000	4	1595	75 kW	B	1176	34
BLR	82,500	4	1984	110 kW	B	1177	41	CHHA	82,500	4	1984	169 kW	B	1178	45
BLS	79,500	4	1896	77 kW	D	1171	21	CHHB	82,500	4	1984	162 kW	B/G	1178	45
BLT	79,500	4	1896	96 kW	D	1171	20	CJSA	82,500	4	1798	132 kW	B	1178	46
BLX	82,500	4	1984	110 kW	B	1177	41	CJSB	82,500	4	1798	132 kW	B	1178	46
BLY	82,500	4	1984	110 kW	B	1177	41	CJSC	82,500	4	1798	132 kW	B	1178	46
BMD	76,500	3	1198	40 kW	B	1168	5	CJXA	82,500	4	1984	206 kW	B	1178	45
BME	76,500	3	1198	47 kW	B	1168	5	CKFB	81,000	4	1968	105 kW	D	1176	37
BMM	81,000	4	1968	103 kW	D	1174	29								

			ccm	kW			1 POS				ccm	kW			1 POS
CKFC	81,000	4	1968	110 kW	D	1176	36	CZPA	82,500	4	1984	132 kW	B	1178	46
CLCA	81,000	4	1968	81 kW	D	1176	35	DBGGA	81,000	4	1968	110 kW	D	1176	37
CLCB	81,000	4	1968	103 kW	D	1176	35	DBGCC	81,000	4	1968	110 kW	D	1176	37
CLHA	79,500	4	1598	77 kW	D	1172	23	DBKA	79,500	4	1598	81 kW	D	1172	23
CLHB	79,500	4	1598	66 kW	D	1172	23	DCXA	79,500	4	1598	88 kW	D	1172	24
CLJA	81,000	4	1968	103 kW	D	1176	35	DCYA	81,000	4	1968	110 kW	D	1176	37
CLNA	79,500	4	1598	77 kW	D	1171	22	DCZA	79,500	4	1598	88 kW	D	1172	23
CLPA	76,500	4	1390	63 kW	B	1169	10	DDAA	81,000	4	1968	140 kW	D	1176	36
CMXA	81,000	4	1595	75 kW	B	1176	34	DDYA	79,500	4	1598	85 kW	D	1172	23
CRGA	81,000	4	1968	130 kW	D	1176	36	DDYB	79,500	4	1598	66 kW	D	1172	23
CRGB	81,000	4	1968	130 kW	D	1176	37	DFCA	81,000	4	1968	140 kW	D	1176	36
CRKB	79,500	4	1598	81 kW	D	1172	23	DFEA	81,000	4	1968	110 kW	D	1176	36
CRLB	81,000	4	1968	110 kW	D	1176	36	DFFA	81,000	4	1968	110 kW	D	1176	36
CRMB	81,000	4	1968	110 kW	D	1176	36	DFGA	81,000	4	1968	110 kW	D	1176	37
CRVC	81,000	4	1968	105 kW	D	1176	36	DFGC	81,000	4	1968	85 kW	D	1176	37
CTHE	76,500	4	1390	132 kW	B	1168	8	DFHA	81,000	4	1968	140 kW	D	1176	37
CUAA	81,000	4	1968	176 kW	D	1176	37	DFSA	81,000	4	1968	81 kW	D	1176	37
CUNA	81,000	4	1968	135 kW	D	1176	36	DFSB	81,000	4	1968	110 kW	D	1176	37
CUPA	81,000	4	1968	135 kW	D	1176	36	DGTA	79,500	4	1598	85 kW	D	1172	23
CUUA	81,000	4	1968	81 kW	D	1176	36	DGTD	79,500	4	1598	70 kW	D	1172	23
CUUB	81,000	4	1968	110 kW	D	1176	37	DGTE	79,500	4	1598	85 kW	D	1172	23
CWXC	77,000	4	1498	81 kW	D	1169	11	DJGA	81,000	4	1968	135 kW	D	1176	37
CXMA	79,500	4	1598	85 kW	D	1172	24	DKTB	82,500	4	1984	180 kW	B	1178	45
CXXA	79,500	4	1598	66 kW	D	1172	23	DKZA	82,500	4	1984	140 kW	B	1178	46
CXXB	79,500	4	1598	81 kW	D	1172	23	DLBA	82,500	4	1984	180 kW	B	1178	45
CYKA	81,000	4	1968	110 kW	D	1176	36	DNUA	82,500	4	1984	200 kW	B	1178	45



Type



71,000 mm							1		
CBZA , CBZB ,									
405025-00-4									
	1-5	HL	AL	41,963 41,978	47,000 47,019	16,300	↑ LO1G ↓ L	2,513	5 pairs
415004-00-1									
	1	AS	AL	48,100 48,100	64,750 65,000		↑ G ↓ G	2,475	1 pair
435019-00-4									
	1-4	PL	AL	41,975 41,990	45,000 45,012	15,000	↑ O1 ↓ O1	1,500	4 pairs
72,000 mm									
AQV , ARV ,									
415001-00-2									
		AS	AL	59,500 59,750	72,950 73,200		↑ G ↓ L G	1,975	2 pairs
435011-00-4									
	1-4	PL	AL	41,965 41,980	45,000 45,012	18,500	↑ O1 ↓ O1	1,505	4 pairs
76,500 mm									
AEE									
405001-00-4									
	1,2,3,5	HL	AL	53,958 53,978	59,000 59,019	18,500	↑ LO1G ↓ L	2,502	4 pairs
	4	HL	AL	53,958 53,978	59,000 59,019	18,500	↑ LO1G ↓ LO1G	2,502	1 pair
405002-00-4 *									
	1,2,5	HL	AL	53,958 53,978	59,000 59,019	18,500	↑ LO1G ↓ L	2,502	3 pairs
	4	HL	AL	53,958 53,978	59,000 59,019	18,500	↑ LO1G ↓ LO1G	2,502	1 pair
	3	FL	AL	53,958 53,978	59,000 59,019	24,930	↑ LO1G ↓ L	2,502	1 pair
405012-00-4									
	1-5	HL	AL	53,958 53,978	59,000 59,019	18,500	↑ LO1G ↓ L	2,502	5 pairs
405014-00-4									
	1-5	HL	AL	53,963 53,978	59,000 59,019	18,500	↑ LO2G ↓ L	2,507	5 pairs
405018-00-4									
	1-5	HL	CU3	53,958 53,978	59,000 59,019	18,500	↑ LO1G ↓ L	2,502	5 pairs
415001-00-2									
		AS	AL	59,500 59,750	72,950 73,200		↑ G ↓ L G	1,975	2 pairs
435013-00-4									
	1-4	PL	AL	47,763 47,778	50,600 50,612	18,500	↑ O1 ↓ O1	1,406	4 pairs
76,500 mm							4		
CGPC									
405003-00-3									
	1-4	HL	AL	47,960 47,980	55,000 55,016	18,500	↑ O2G ↓	3,510	4 pairs



76,500 mm 5

AWY , AZQ , BBM , BMD , BME , BZG , CGPA , CGPB , CHFA ,

405003-00-3 4 pairs									
-25-3	1-4	HL	AL	47,960	55,000	18,500	↑	O2G	3,510
-50-3				47,980	55,016		↓		
415002-00-1 1 pair									
		AS	CU2	59,500	71,550		↑	G	2,475
				59,750	71,800		↓	G	
435019-00-3 3 pairs									
-25-3	1-3	PL	AL	41,975	45,000	15,000	↑	O1	1,500
-30-3				41,990	45,012		↓	O1	
-50-3									

76,500 mm 6

AUA , AUB , AXP , BBY , BBZ , BKY ,

405014-00-4 5 pairs									
-25-4	1-5	HL	AL	53,963	59,000	18,500	↑	LO2G	2,507
-50-4				53,978	59,019		↓	L	
415001-00-2 2 pairs									
-10-2		AS	AL	59,500	72,950		↑	G	1,975
-20-2				59,750	73,200		↓	L G	
415002-00-1 1 pair									
		AS	CU2	59,500	71,550		↑	G	2,475
				59,750	71,800		↓	G	
435013-00-4 4 pairs									
-25-4	1-4	PL	AL	47,763	50,600	18,500	↑	O1	1,406
-50-4				47,778	50,612		↓	O1	
-75-4									

76,500 mm 7

BCA

405014-00-4 5 pairs									
-25-4	1-5	HL	AL	53,963	59,000	18,500	↑	LO2G	2,507
-50-4				53,978	59,019		↓	L	
415001-00-2 2 pairs									
-10-2		AS	AL	59,500	72,950		↑	G	1,975
-20-2				59,750	73,200		↓	L G	
415002-00-1 1 pair									
		AS	CU2	59,500	71,550		↑	G	2,475
				59,750	71,800		↓	G	

76,500 mm 8

BLF , BTS , BUD , BXW , CAVE , CAXA , CAXC , CFNA , CGGA , CGGB , CTHE ,

405014-00-4 5 pairs									
-25-4	1-5	HL	AL	53,963	59,000	18,500	↑	LO2G	2,507
-50-4				53,978	59,019		↓	L	
415001-00-2 2 pairs									
-10-2		AS	AL	59,500	72,950		↑	G	1,975
-20-2				59,750	73,200		↓	L G	
435014-00-4 4 pairs									
-25-4	1-4	PL	AL	47,763	50,600	17,200	↑	O1	1,406
-50-4				47,778	50,612		↓	O1	

76,500 mm 9

CDDA

405014-00-4 5 pairs									
-25-4	1-5	HL	AL	53,963	59,000	18,500	↑	LO2G	2,507
-50-4				53,978	59,019		↓	L	
415001-00-2 2 pairs									
-10-2		AS	AL	59,500	72,950		↑	G	1,975
-20-2				59,750	73,200		↓	L G	



76,500 mm										10
CFBA , CLPA ,										
405014-00-4										5 pairs
-25-4	1-5	HL	AL	53,963	59,000	18,500	↑ LO2G	2,507		
-50-4				53,978	59,019		↓ L			
77,000 mm										11
CWXC										
415001-00-2										2 pairs
-10-2		AS	AL	59,500	72,950		↑ G	1,975		
-20-2				59,750	73,200		↓ L G			
79,500 mm										12
AHF										
405012-00-4										5 pairs
-25-4	1-5	HL	AL	53,958	59,000	18,500	↑ LO1G	2,502		
-50-4				53,978	59,019		↓ L			
-75-4										
415001-00-2										2 pairs
-10-2		AS	AL	59,500	72,950		↑ G	1,975		
-20-2				59,750	73,200		↓ L G			
79,500 mm										13
AGP										
405001-00-4										5 pairs
-25-4	1,2,3,5	HL	AL	53,958	59,000	18,500	↑ LO1G	2,502	4 pairs	
-50-4				53,978	59,019		↓ L			
-75-4										
-100-4	4	HL	AL	53,958	59,000	18,500	↑ LO1G	2,502	1 pair	
				53,978	59,019		↓ LO1G			
405012-00-4										5 pairs
-25-4	1-5	HL	AL	53,958	59,000	18,500	↑ LO1G	2,502		
-50-4				53,978	59,019		↓ L			
-75-4										
405018-00-4										5 pairs
-25-4	1-5	HL	CU3	53,958	59,000	18,500	↑ LO1G	2,502		
-50-4				53,978	59,019		↓ L			
-75-4										
415001-00-2										2 pairs
-10-2		AS	AL	59,500	72,950		↑ G	1,975		
-20-2				59,750	73,200		↓ L G			
435005-00-4										4 pairs
-25-4	1-4	PL	CU3	47,758	50,600	20,000	↑ L	1,406		
-50-4				47,778	50,619		↓ L			
435006-00-4										4 pairs
-25-4	1-4	PL	AL	47,758	50,600	19,000	↑ L	1,406		
-50-4				47,778	50,619		↓ L			
-75-4										
79,500 mm										14
ASV										
405012-00-4										5 pairs
-25-4	1-5	HL	AL	53,958	59,000	18,500	↑ LO1G	2,502		
-50-4				53,978	59,019		↓ L			
-75-4										
405018-00-4										5 pairs
-25-4	1-5	HL	CU3	53,958	59,000	18,500	↑ LO1G	2,502		
-50-4				53,978	59,019		↓ L			
415001-00-2										2 pairs
-10-2		AS	AL	59,500	72,950		↑ G	1,975		
-20-2				59,750	73,200		↓ L G			



79,500 mm	15
------------------	-----------

ATD , AVB , BSW ,									
405012-00-4 5 pairs									
-25-4	1-5	HL	AL	53,958	59,000	18,500	↑ LO1G	2,502	
-50-4				53,978	59,019		↓ L		
-75-4									
415001-00-2 2 pairs									
-10-2		AS	AL	59,500	72,950		↑ G	1,975	
-20-2				59,750	73,200		↓ L G		
435016-00-4 4 pairs									
-25-4	1-4	PL	CU3	47,758	50,600	20,000		1,406	
-50-4			↓ AL	47,778	50,612				
-75-4									
465001-00-5 5 pairs									
	1-5	NWL	CU3	28,947	32,000	25,000	↑ L	1,513	
				28,960	32,025		↓ L		

79,500 mm	16
------------------	-----------

AMF , BMS , BNM , BNV ,									
415002-00-1 1 pair									
		AS	CU2	59,500	71,550		↑ G	2,475	
				59,750	71,800		↓ G		

79,500 mm	17
------------------	-----------

CFWA									
405021-00-4 5 pairs									
-25-4	1-5	HL	AL	53,958	59,000	18,500	↑ LO1G	2,501	
-50-4				53,978	59,012		↓ L		
415002-00-1 1 pair									
		AS	CU2	59,500	71,550		↑ G	2,475	
				59,750	71,800		↓ G		

79,500 mm	18
------------------	-----------

AEY , AGR , ALH ,									
405001-00-4 5 pairs									
-25-4	1,2,3,5	HL	AL	53,958	59,000	18,500	↑ LO1G	2,502	4 pairs
-50-4				53,978	59,019		↓ L		
-75-4									
-100-4	4	HL	AL	53,958	59,000	18,500	↑ LO1G	2,502	1 pair
				53,978	59,019		↓ LO1G		
405012-00-4 5 pairs									
-25-4	1-5	HL	AL	53,958	59,000	18,500	↑ LO1G	2,502	
-50-4				53,978	59,019		↓ L		
-75-4									
405018-00-4 5 pairs									
-25-4	1-5	HL	CU3	53,958	59,000	18,500	↑ LO1G	2,502	
-50-4				53,978	59,019		↓ L		
415001-00-2 2 pairs									
-10-2		AS	AL	59,500	72,950		↑ G	1,975	
-20-2				59,750	73,200		↓ L G		
435005-00-4 4 pairs									
-25-4	1-4	PL	CU3	47,758	50,600	20,000	↑ L	1,406	
-50-4				47,778	50,619		↓ L		



79,500 mm							19	
AEF, AQM, ASY,								
405012-00-4							5 pairs	
-25-4	1-5	HL	AL	53,958	59,000	18,500	↑ LO1 G	2,502
-50-4				53,978	59,019		↓ L	
-75-4								
415001-00-2							2 pairs	
-10-2		AS	AL	59,500	72,950		↑ G	1,975
-20-2				59,750	73,200		↓ L G	
435006-00-4							4 pairs	
-25-4	1-4	PL	AL	47,758	50,600	19,000	↑ L	1,406
-50-4				47,778	50,619		↓ L	
-75-4								
79,500 mm							20	
ASZ, AVF, AWX, BLT, BPZ, BSV,								
405021-00-4							5 pairs	
-25-4	1-5	HL	AL	53,958	59,000	18,500	↑ LO1 G	2,501
-50-4				53,978	59,012		↓ L	
415001-00-2							2 pairs	
-10-2		AS	AL	59,500	72,950		↑ G	1,975
-20-2				59,750	73,200		↓ L G	
435017-00-4							4 pairs	
-25-4	1-4	PL	CU3	50,858	53,700	20,400		1,403
-50-4			↓ AL	50,878	53,712			
-75-4								
465001-00-5							5 pairs	
	1-5	NWL	CU3	28,947	32,000	25,000	↑ L	1,513
				28,960	32,025		↓ L	
79,500 mm							21	
AXR, BJB, BKC, BLS, BXE,								
405021-00-4							5 pairs	
-25-4	1-5	HL	AL	53,958	59,000	18,500	↑ LO1 G	2,501
-50-4				53,978	59,012		↓ L	
415001-00-2							2 pairs	
-10-2		AS	AL	59,500	72,950		↑ G	1,975
-20-2				59,750	73,200		↓ L G	
435016-00-4							4 pairs	
-25-4	1-4	PL	CU3	47,758	50,600	20,000		1,406
-50-4			↓ AL	47,778	50,612			
-75-4								
465001-00-5							5 pairs	
	1-5	NWL	CU3	28,947	32,000	25,000	↑ L	1,513
				28,960	32,025		↓ L	
79,500 mm							22	
CAYA, CAYB, CAYC, CLNA,								
405021-00-4							5 pairs	
-25-4	1-5	HL	AL	53,958	59,000	18,500	↑ LO1 G	2,501
-50-4				53,978	59,012		↓ L	
415001-00-2							2 pairs	
-10-2		AS	AL	59,500	72,950		↑ G	1,975
-20-2				59,750	73,200		↓ L G	
435016-00-4							4 pairs	
-25-4	1-4	PL	CU3	47,758	50,600	20,000		1,406
-50-4			↓ AL	47,778	50,612			
-75-4								



Type

79,500 mm

23

CLHA , CLHB , CRKB , CXXA , CXXB , DBKA , DCZA , DDYA , DDYB , DGTA , DGTD , DGTE ,

415001-00-2										2 pairs
-10-2		AS	AL	59,500	72,950			↑	G	1,975
-20-2				59,750	73,200			↓	G	

79,500 mm

24

CXMA , DCXA ,

405014-00-4										5 pairs
-25-4	1-5	HL	AL	53,963	59,000	18,500		↑	LO2G	2,507
-50-4				53,978	59,019			↓	L	

415001-00-2										2 pairs
-10-2		AS	AL	59,500	72,950			↑	G	1,975
-20-2				59,750	73,200			↓	G	

81,000 mm

25

ADR

405001-00-4										5 pairs
-25-4	1,2,3,5	HL	AL	53,958	59,000	18,500		↑	LO1G	2,502
-50-4				53,978	59,019			↓	L	
-75-4										
-100-4	4	HL	AL	53,958	59,000	18,500		↑	LO1G	2,502
				53,978	59,019			↓	LO1G	

405002-00-4 *										5 pairs
-25-4	1,2,5	HL	AL	53,958	59,000	18,500		↑	LO1G	2,502
-50-4				53,978	59,019			↓	L	
-75-4										
-100-4	4	HL	AL	53,958	59,000	18,500		↑	LO1G	2,502
				53,978	59,019			↓	LO1G	
	3	FL	AL	53,958	59,000	24,930		↑	LO1G	2,502
				53,978	59,019			↓	L	

405018-00-4										5 pairs
-25-4	1-5	HL	CU3	53,958	59,000	18,500		↑	LO1G	2,502
-50-4				53,978	59,019			↓	L	

415001-00-2										2 pairs
-10-2		AS	AL	59,500	72,950			↑	G	1,975
-20-2				59,750	73,200			↓	G	

81,000 mm

26

AEH

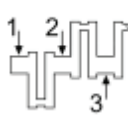
405005-00-4										5 pairs
	1-5	HL	AL	53,963	59,000	18,500		↑	LO1G	2,508
				53,983	59,010			↓	L	

405012-00-4										5 pairs
-25-4	1-5	HL	AL	53,958	59,000	18,500		↑	LO1G	2,502
-50-4				53,978	59,019			↓	L	
-75-4										

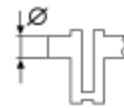
415001-00-2										2 pairs
-10-2		AS	AL	59,500	72,950			↑	G	1,975
-20-2				59,750	73,200			↓	G	

415002-00-1										1 pair
		AS	CU2	59,500	71,550			↑	G	2,475
				59,750	71,800			↓	G	

435002-00-4										4 pairs
-25-4	1-4	PL	AL	47,758	50,600	19,000		↑	LO1	1,406
-50-4				47,778	50,612			↓	LO1	
-75-4										
-100-4										



Type



81,000 mm

27

AGN

405001-00-4											5 pairs
-25-4	1,2,3,5	HL	AL	53,958	59,000	18,500	↑ LO1G	2,502	4 pairs		
-50-4				53,978	59,019		↓ L				
-75-4											
-100-4	4	HL	AL	53,958	59,000	18,500	↑ LO1G	2,502	1 pair		
				53,978	59,019		↓ LO1G				
405002-00-4 *											5 pairs
-25-4	1,2,5	HL	AL	53,958	59,000	18,500	↑ LO1G	2,502	3 pairs		
-50-4				53,978	59,019		↓ L				
-75-4											
-100-4	4	HL	AL	53,958	59,000	18,500	↑ LO1G	2,502	1 pair		
				53,978	59,019		↓ LO1G				
	3	FL	AL	53,958	59,000	24,930	↑ LO1G	2,502	1 pair		
				53,978	59,019		↓ L				
405005-00-4											5 pairs
	1-5	HL	AL	53,963	59,000	18,500	↑ LO1G	2,508			
				53,983	59,010		↓ L				
405012-00-4											5 pairs
-25-4	1-5	HL	AL	53,958	59,000	18,500	↑ LO1G	2,502			
-50-4				53,978	59,019		↓ L				
-75-4											
405018-00-4											5 pairs
-25-4	1-5	HL	CU3	53,958	59,000	18,500	↑ LO1G	2,502			
-50-4				53,978	59,019		↓ L				
415001-00-2											2 pairs
-10-2		AS	AL	59,500	72,950		↑ G	1,975			
-20-2				59,750	73,200		↓ L G				
435002-00-4											4 pairs
-25-4	1-4	PL	AL	47,758	50,600	19,000	↑ LO1	1,406			
-50-4				47,778	50,612		↓ LO1				
-75-4											
-100-4											

81,000 mm

28

AKL

405005-00-4											5 pairs
	1-5	HL	AL	53,963	59,000	18,500	↑ LO1G	2,508			
				53,983	59,010		↓ L				
405012-00-4											5 pairs
-25-4	1-5	HL	AL	53,958	59,000	18,500	↑ LO1G	2,502			
-50-4				53,978	59,019		↓ L				
-75-4											
415001-00-2											2 pairs
-10-2		AS	AL	59,500	72,950		↑ G	1,975			
-20-2				59,750	73,200		↓ L G				
415002-00-1											1 pair
		AS	CU2	59,500	71,550		↑ G	2,475			
				59,750	71,800		↓ G				
435002-00-4											4 pairs
-25-4	1-4	PL	AL	47,758	50,600	19,000	↑ LO1	1,406			
-50-4				47,778	50,612		↓ LO1				
-75-4											
-100-4											
435003-00-4											4 pairs
	1-4	PL	AL	47,758	50,600	18,500	↑ O1	1,406			
			↓ CU3	47,778	50,612		↓				



81,000 mm **29**

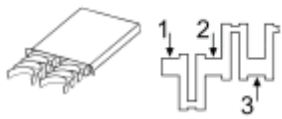
BMM , BMP , BSS , BWW ,

405021-00-4 5 pairs									
-25-4	1-5	HL	AL	53,958	59,000	18,500	↑ LO1G	2,501	
-50-4				53,978	59,012		↓ L		
415001-00-2 2 pairs									
-10-2		AS	AL	59,500	72,950		↑ G	1,975	
-20-2				59,750	73,200		↓ L G		
435017-00-4 4 pairs									
-25-4	1-4	PL	CU3	50,858	53,700	20,400		1,403	
-50-4			↓ AL	50,878	53,712				
-75-4									
465001-00-5 5 pairs									
	1-5	NWL	CU3	28,947	32,000	25,000	↑ L	1,513	
				28,960	32,025		↓ L		

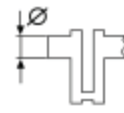
81,000 mm **30**

AZV , BKD , BMN ,

405021-00-4 5 pairs									
-25-4	1-5	HL	AL	53,958	59,000	18,500	↑ LO1G	2,501	
-50-4				53,978	59,012		↓ L		
415001-00-2 2 pairs									
-10-2		AS	AL	59,500	72,950		↑ G	1,975	
-20-2				59,750	73,200		↓ L G		
435017-00-4 4 pairs									
-25-4	1-4	PL	CU3	50,858	53,700	20,400		1,403	
-50-4			↓ AL	50,878	53,712				
-75-4									
465003-00-10 10 pairs									
	1-5	NWL	CU3	28,939	32,000	25,000	↑ LO1	1,513	5 pairs
				28,960	32,025		↓ L		
	1-5	NWL	CU3	25,939	29,000	22,000	↑ LO1	1,513	5 pairs
				25,960	29,021		↓ LO1		



Type



81,000 mm

31

AGU

405001-00-4											5 pairs
-25-4	1,2,3,5	HL	AL	53,958	59,000	18,500	↑ LO1G	2,502	4 pairs		
-50-4				53,978	59,019		↓ L				
-75-4											
-100-4	4	HL	AL	53,958	59,000	18,500	↑ LO1G	2,502	1 pair		
				53,978	59,019		↓ LO1G				
405002-00-4 *											5 pairs
-25-4	1,2,5	HL	AL	53,958	59,000	18,500	↑ LO1G	2,502	3 pairs		
-50-4				53,978	59,019		↓ L				
-75-4											
-100-4	4	HL	AL	53,958	59,000	18,500	↑ LO1G	2,502	1 pair		
				53,978	59,019		↓ LO1G				
	3	FL	AL	53,958	59,000	24,930	↑ LO1G	2,502	1 pair		
				53,978	59,019		↓ L				
405005-00-4											5 pairs
	1-5	HL	AL	53,963	59,000	18,500	↑ LO1G	2,508			
				53,983	59,010		↓ L				
405012-00-4											5 pairs
-25-4	1-5	HL	AL	53,958	59,000	18,500	↑ LO1G	2,502			
-50-4				53,978	59,019		↓ L				
-75-4											
405018-00-4											5 pairs
-25-4	1-5	HL	CU3	53,958	59,000	18,500	↑ LO1G	2,502			
-50-4				53,978	59,019		↓ L				
415001-00-2											2 pairs
-10-2		AS	AL	59,500	72,950		↑ G	1,975			
-20-2				59,750	73,200		↓ L G				

81,000 mm

32

ARX, AUM, AUQ, AWT,

405005-00-4											5 pairs
	1-5	HL	AL	53,963	59,000	18,500	↑ LO1G	2,508			
				53,983	59,010		↓ L				
405012-00-4											5 pairs
-25-4	1-5	HL	AL	53,958	59,000	18,500	↑ LO1G	2,502			
-50-4				53,978	59,019		↓ L				
-75-4											
415001-00-2											2 pairs
-10-2		AS	AL	59,500	72,950		↑ G	1,975			
-20-2				59,750	73,200		↓ L G				
435003-00-4											4 pairs
	1-4	PL	AL	47,758	50,600	18,500	↑ O1	1,406			
			↓ CU3	47,778	50,612		↓				

81,000 mm

33

ARZ

405005-00-4											5 pairs
	1-5	HL	AL	53,963	59,000	18,500	↑ LO1G	2,508			
				53,983	59,010		↓ L				
405012-00-4											5 pairs
-25-4	1-5	HL	AL	53,958	59,000	18,500	↑ LO1G	2,502			
-50-4				53,978	59,019		↓ L				
-75-4											
415001-00-2											2 pairs
-10-2		AS	AL	59,500	72,950		↑ G	1,975			
-20-2				59,750	73,200		↓ L G				



Type

81,000 mm

34

AVU , BFQ , BGU , BSE , BSF , CCSA , CHGA , CMXA ,

405015-00-4 5 pairs

-25-4	1-5	HL	AL	47,958	53,000	18,500	↑ LO1G	2,508
-50-4				47,978	53,010		↓ L	

435021-00-4 4 pairs

-25-4	1-4	PL	CU3	41,965	45,000	19,000	↑ O1	1,507
-50-4				41,980	45,016		↓	

81,000 mm

35

CBBB , CBDB , CEGA , CFFB , CFGB , CFHC , CFHF , CFJA , CLCA , CLCB , CLJA ,

405021-00-4 5 pairs

-25-4	1-5	HL	AL	53,958	59,000	18,500	↑ LO1G	2,501
-50-4				53,978	59,012		↓ L	

415001-00-2 2 pairs

-10-2		AS	AL	59,500	72,950		↑ G	1,975
-20-2				59,750	73,200		↓ L G	

435017-00-4 4 pairs

-25-4	1-4	PL	CU3	50,858	53,700	20,400		1,403
-50-4			↓ AL	50,878	53,712			
-75-4								

81,000 mm

36

CFHA , CKFC , CRGA , CRLB , CRMB , CRVC , CUNA , CUPA , CUUA , CYKA , DDAA , DFCA , DFEA , DFFA ,

405021-00-4 5 pairs

-25-4	1-5	HL	AL	53,958	59,000	18,500	↑ LO1G	2,501
-50-4				53,978	59,012		↓ L	

415001-00-2 2 pairs

-10-2		AS	AL	59,500	72,950		↑ G	1,975
-20-2				59,750	73,200		↓ L G	

81,000 mm

37

CKFB , CRGB , CUAU , CUUB , DBGA , DBGC , DCYA , DFGA , DFGC , DFHA , DFSA , DFSB , DJGA ,

415001-00-2 2 pairs

-10-2		AS	AL	59,500	72,950		↑ G	1,975
-20-2				59,750	73,200		↓ L G	

82,500 mm

38

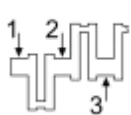
BZB

405023-00-4 5 pairs

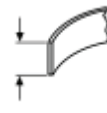
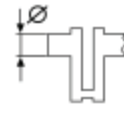
	1-5	HL	AL	57,958	63,000	15,500	↑ LO2G	2,510
				57,978	63,019		↓ L	

435029-00-4 4 pairs

-25-4	1-4	PL	AL	47,758	50,600	17,500		1,406
-50-4				47,778	50,619			



Type



82,500 mm

39

AEG, APK, AQY,

405005-00-4 5 pairs

1-5	HL	AL	53,963	59,000	18,500	↑ LO1G	2,508
			53,983	59,010		↓ L	

405012-00-4 5 pairs

-25-4	1-5	HL	AL	53,958	59,000	18,500	↑ LO1G	2,502
-50-4				53,978	59,019		↓ L	
-75-4								

415001-00-2 2 pairs

-10-2		AS	AL	59,500	72,950		↑ G	1,975
-20-2				59,750	73,200		↓ L G	

435002-00-4 4 pairs

-25-4	1-4	PL	AL	47,758	50,600	19,000	↑ LO1	1,406
-50-4				47,778	50,612		↓ LO1	
-75-4								
-100-4								

82,500 mm

40

AZH, AZJ, AZL, AZM,

405005-00-4 5 pairs

1-5	HL	AL	53,963	59,000	18,500	↑ LO1G	2,508
			53,983	59,010		↓ L	

405012-00-4 5 pairs

-25-4	1-5	HL	AL	53,958	59,000	18,500	↑ LO1G	2,502
-50-4				53,978	59,019		↓ L	
-75-4								

415001-00-2 2 pairs

-10-2		AS	AL	59,500	72,950		↑ G	1,975
-20-2				59,750	73,200		↓ L G	

435003-00-4 4 pairs

1-4	PL	AL	47,758	50,600	18,500	↑ O1	1,406
		↓ CU3	47,778	50,612		↓	

82,500 mm

41

BLR, BLX, BLY, BVX, BVY, BVZ, BWA,

405005-00-4 5 pairs

1-5	HL	AL	53,963	59,000	18,500	↑ LO1G	2,508
			53,983	59,010		↓ L	

405012-00-4 5 pairs

-25-4	1-5	HL	AL	53,958	59,000	18,500	↑ LO1G	2,502
-50-4				53,978	59,019		↓ L	
-75-4								

415002-00-1 1 pair

	AS	CU2	59,500	71,550		↑ G	2,475
			59,750	71,800		↓ G	

435003-00-4 4 pairs

1-4	PL	AL	47,758	50,600	18,500	↑ O1	1,406
		↓ CU3	47,778	50,612		↓	

82,500 mm

42

BWJ

405012-00-4 5 pairs

-25-4	1-5	HL	AL	53,958	59,000	18,500	↑ LO1G	2,502
-50-4				53,978	59,019		↓ L	
-75-4								



82,500 mm **43**

CCZA

405023-00-4 5 pairs								
1-5	HL	AL	57,958 57,978	63,000 63,019	15,500	↑ L O2G ↓ L	2,510	
435030-00-4 4 pairs								
1-4	PL	CU3 LF	47,758 47,778	50,600 50,619	17,500		1,406	

82,500 mm **44**

CDAА , CDAB ,

405022-00-4 5 pairs								
1-5	HL	AL	51,958 51,978	57,000 57,019	15,500	↑ L ↓ L O2G	2,510	
435029-00-4 4 pairs								
-25-4 -50-4	1-4	PL	47,758 47,778	50,600 50,619	17,500		1,406	

82,500 mm **45**

CHHA , CHHB , CJXA , DKTB , DLBA , DNUA ,

405022-00-4 5 pairs								
1-5	HL	AL	51,958 51,978	57,000 57,019	15,500	↑ L ↓ L O2G	2,510	
435030-00-4 4 pairs								
1-4	PL	CU3 LF	47,758 47,778	50,600 50,619	17,500		1,406	









82,500 mm **46**

CJSA , CJSB , CJSC , CZPA , DKZA ,

435029-00-4 4 pairs								
-25-4 -50-4	1-4	PL	47,758 47,778	50,600 50,619	17,500		1,406	



SKODA (SVW)

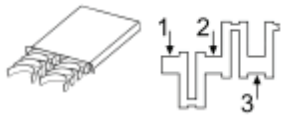
							
FABIA (551) 1.4	CDDA	12.08 - 12.15	1390	B	63 kW	1181	2
FABIA (551) 1.6	CLS	12.08 - 12.15	1598	B	77 kW	1181	2
FABIA (551) 1.6	CPJ	12.08 - 12.15	1598	B	77 kW	1181	2
KAROQ (0X7) TSI 230	DJNB	03.18	1197	B	85 kW	1181	1
OCTAVIA Kombi (NM5) 1.2 TSI 230	DJNB	08.17	1197	B	85 kW	1181	1
OCTAVIA Schrägheck (913) 1.4 TSi	CFBA	04.10 - 12.14	1390	B	96 kW	1181	4
OCTAVIA Schrägheck (913) 1.4 TSi	CFB	04.10 - 12.14	1390	B	96 kW	1181	3
OCTAVIA Schrägheck (913) 1.8 TSi	BYJ	06.07 - 03.14	1798	B	118 kW	1181	6
OCTAVIA Schrägheck (913) 1.8 TSi	CEA	06.07 - 03.14	1798	B	118 kW	1181	7
OCTAVIA Schrägheck (913) 2.0 TSi	CGM	04.10 - 12.13	1984	B	147 kW	1181	5
OCTAVIA Schrägheck (NM2, NM3, NM4) TSI 230	DJNB	08.17	1197	B	85 kW	1181	1
SUPERB (374) 1.4 TSi	CFBA	04.10 - 01.15	1390	B	96 kW	1181	4
SUPERB (374) 1.4 TSi	CFB	04.10 - 01.15	1390	B	96 kW	1181	3
SUPERB (374) 1.8 TSi	CEA	08.09 - 12.15	1798	B	118 kW	1181	7
SUPERB (374) 2.0 TSi	CGM	08.09 - 12.13	1984	B	147 kW	1181	5
YETI (0Y6, 0Y7) 1.8 TSi 4x4	CEA	11.13	1798	B	118 kW	1181	7

SKODA (SVW)

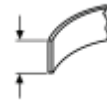
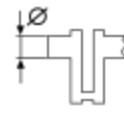


ENGINE	\varnothing		ccm	kW			1 POS
BYJ	82,500	4	1798	118 kW	B	1181	6
CDDA	76,500	4	1390	63 kW	B	1181	2
CEA	82,500	4	1798	118 kW	B	1181	7
CFBA	76,500	4	1390	96 kW	B	1181	4
CFB	76,500	4	1390	96 kW	B	1181	3






ENGINE	\varnothing		ccm	kW			1 POS
CGM	82,500	4	1984	147 kW	B	1181	5
CLS	76,500	4	1598	77 kW	B	1181	2
CPJ	76,500	4	1598	77 kW	B	1181	2
DJNB	71,000	4	1197	85 kW	B	1181	1











Type









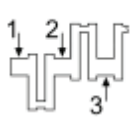
71,000 mm										1
DJNB										
415004-00-1										1 pair
	1	AS	AL	48,100	64,750		↑	G	2,475	
				48,100	65,000		↓	G		
76,500 mm										2
CDDA, CLS, CPJ,										
405014-00-4										5 pairs
-25-4	1-5	HL	AL	53,963	59,000	18,500	↑	LO2G	2,507	
-50-4				53,978	59,019		↓	L		
415001-00-2										2 pairs
-10-2		AS	AL	59,500	72,950		↑	G	1,975	
-20-2				59,750	73,200		↓	L G		
76,500 mm										3
CFB										
415001-00-2										2 pairs
-10-2		AS	AL	59,500	72,950		↑	G	1,975	
-20-2				59,750	73,200		↓	L G		
76,500 mm										4
CFBA										
405014-00-4										5 pairs
-25-4	1-5	HL	AL	53,963	59,000	18,500	↑	LO2G	2,507	
-50-4				53,978	59,019		↓	L		
82,500 mm										5
CGM										
405023-00-4										5 pairs
	1-5	HL	AL	57,958	63,000	15,500	↑	LO2G	2,510	
				57,978	63,019		↓	L		
435029-00-4										4 pairs
-25-4	1-4	PL	AL	47,758	50,600	17,500			1,406	
-50-4				47,778	50,619					
82,500 mm										6
BYJ										
435029-00-4										4 pairs
-25-4	1-4	PL	AL	47,758	50,600	17,500			1,406	
-50-4				47,778	50,619					
82,500 mm										7
CEA										
405022-00-4										5 pairs
	1-5	HL	AL	51,958	57,000	15,500	↑	L	2,510	
				51,978	57,019		↓	LO2G		
435029-00-4										4 pairs
-25-4	1-4	PL	AL	47,758	50,600	17,500			1,406	
-50-4				47,778	50,619					

			ccm		kW		1 POS
CABRIO (450) 0.6 (450.432)	M 160.910	06.02 - 01.04	599	B	52 kW	1185	2
CABRIO (450) 0.6 (450.432)	M 160.920	06.02 - 01.04	698	B	52 kW	1185	4
CABRIO (450) 0.6 (S10LA1, 450.441, 450.442, 450.443)	M 160 E6AL B03	03.00 - 01.04	599	B	40 kW	1185	1
CABRIO (450) 0.6 (S10LA1, 450.441, 450.442, 450.443)	M 160.910	03.00 - 01.04	599	B	40 kW	1185	2
CABRIO (450) 0.6 (S10LA1, 450.441, 450.442, 450.443)	M 160.920	03.00 - 01.04	698	B	40 kW	1185	4
CABRIO (450) 0.6 (S10LD2, 450.452)	M 160 E6AL B05	01.01 - 01.04	599	B	45 kW	1185	2
CABRIO (450) 0.6 (S10LD2, 450.452)	M 160.910	01.01 - 01.04	599	B	45 kW	1185	2
CABRIO (450) 0.6 (S10LD2, 450.452)	M 160.920	01.01 - 01.04	698	B	45 kW	1185	4
CABRIO (450) 0.7 (450.433)	M 160.910	01.03 - 01.04	599	B	55 kW	1185	2
CABRIO (450) 0.7 (450.433)	M 160.920	01.03 - 01.04	698	B	55 kW	1185	4
CABRIO (450) 0.7 (450.452, 450.432)	M 160.910	01.03 - 01.04	599	B	45 kW	1185	2
CABRIO (450) 0.7 (450.452, 450.432)	M 160.920	01.03 - 01.04	698	B	45 kW	1185	4
CABRIO (450) 0.8 CDI (S10LC1, 450.401, 450.402, 450.403, 450.400)	OM 660 DE 8LA	03.01 - 01.04	799	D	30 kW	1185	3
CABRIO (450) 0.8 CDI (S10LC1, 450.401, 450.402, 450.403, 450.400)	OM 660.940	03.01 - 01.04	799	D	30 kW	1185	3
CITY-COUCPE (450) 0.6 (450.330, 450.332)	M 160.910	06.02 - 01.04	599	B	52 kW	1185	2
CITY-COUCPE (450) 0.6 (450.330, 450.332)	M 160.920	06.02 - 01.04	698	B	52 kW	1185	4
CITY-COUCPE (450) 0.6 (450.352, 450.353)	M 160 E6AL B05	01.01 - 01.04	599	B	45 kW	1185	2
CITY-COUCPE (450) 0.6 (450.352, 450.353)	M 160.910	01.01 - 01.04	599	B	45 kW	1185	2
CITY-COUCPE (450) 0.6 (450.352, 450.353)	M 160.920	01.01 - 01.04	698	B	45 kW	1185	4
CITY-COUCPE (450) 0.6 (S1CLA1, 450.341)	M 160 E6AL B03	07.98 - 01.04	599	B	40 kW	1185	1
CITY-COUCPE (450) 0.6 (S1CLA1, 450.341)	M 160.910	07.98 - 01.04	599	B	40 kW	1185	2
CITY-COUCPE (450) 0.6 (S1CLA1, 450.341)	M 160.920	07.98 - 01.04	698	B	40 kW	1185	4
CITY-COUCPE (450) 0.6 (S1CLB1, 450.331, 450.336)	M 160 E6AL B04	07.98 - 01.04	599	B	33 kW	1185	2
CITY-COUCPE (450) 0.6 (S1CLB1, 450.331, 450.336)	M 160.910	07.98 - 01.04	599	B	33 kW	1185	2
CITY-COUCPE (450) 0.6 (S1CLB1, 450.331, 450.336)	M 160.920	07.98 - 01.04	698	B	33 kW	1185	4
CITY-COUCPE (450) 0.7 (450.330)	M 160.910	01.03 - 01.04	599	B	37 kW	1185	2
CITY-COUCPE (450) 0.7 (450.330)	M 160.920	01.03 - 01.04	698	B	37 kW	1185	4
CITY-COUCPE (450) 0.7 (450.333)	M 160.910	01.03 - 01.04	599	B	55 kW	1185	2
CITY-COUCPE (450) 0.7 (450.333)	M 160.920	01.03 - 01.04	698	B	55 kW	1185	4
CITY-COUCPE (450) 0.7 (450.352, 450.353)	M 160.910	01.03 - 01.04	599	B	45 kW	1185	2
CITY-COUCPE (450) 0.7 (450.352, 450.353)	M 160.920	01.03 - 01.04	698	B	45 kW	1185	4
CITY-COUCPE (450) 0.8 CDI (S1CLC1, 450.300, 450.301, 450.302, 450.303, ...)	OM 660 DE 8LA	11.99 - 01.04	799	D	30 kW	1185	3
CITY-COUCPE (450) 0.8 CDI (S1CLC1, 450.300, 450.301, 450.302, 450.303, ...)	OM 660.940	11.99 - 01.04	799	D	30 kW	1185	3
CROSSBLADE (450) 0.6 (450.418)	M 160.910	06.02 - 12.03	599	B	52 kW	1185	2
CROSSBLADE (450) 0.6 (450.418)	M 160.920	06.02 - 12.03	698	B	52 kW	1185	4
FORFOUR (454) 1.5 CDI (454.000)	OM 639.939	09.04 - 06.06	1493	D	50 kW	1185	6
FORFOUR (454) 1.5 CDI (454.001)	OM 639.939	09.04 - 06.06	1493	D	70 kW	1185	6
FORFOUR Schrägheck (453) 0.9 (453.044, 453.053)	H4B 409	11.14	898	B	66 kW	1185	5
FORFOUR Schrägheck (453) 0.9 (453.044, 453.053)	M 281.910	11.14	898	B	66 kW	1185	5
FORFOUR Schrägheck (453) 0.9 Brabus (453.062)	M 281.910	07.16	898	B	80 kW	1185	5
FORFOUR Schrägheck (453) 1.0 (453.041)	M 281.920	11.14	999	B	45 kW	1185	5
FORFOUR Schrägheck (453) 1.0 (453.042, 453.043)	H4DA401	07.14	999	B	52 kW	1185	5
FORFOUR Schrägheck (453) 1.0 (453.042, 453.043)	M 281.920	07.14	999	B	52 kW	1185	5
FORTWO Cabrio (450) 0.6 Brabus (450.433)	M 160.910	01.04 - 12.06	599	B	55 kW	1185	2
FORTWO Cabrio (450) 0.6 Brabus (450.433)	M 160.920	01.04 - 12.06	698	B	55 kW	1185	4
FORTWO Cabrio (450) 0.6	M 160.910	01.04 - 12.06	599	B	45 kW	1185	2
FORTWO Cabrio (450) 0.6	M 160.920	01.04 - 12.06	698	B	45 kW	1185	4
FORTWO Cabrio (450) 0.7 (450.433)	M 160.910	01.04 - 01.07	599	B	55 kW	1185	2
FORTWO Cabrio (450) 0.7 (450.433)	M 160.920	01.04 - 01.07	698	B	55 kW	1185	4
FORTWO Cabrio (450) 0.7 (450.452)	M 160.910	01.04 - 01.07	599	B	45 kW	1185	2
FORTWO Cabrio (450) 0.7 (450.452)	M 160.920	01.04 - 01.07	698	B	45 kW	1185	4
FORTWO Cabrio (450) 0.8 CDI (450.401, 450.402, 450.403, 450.400)	OM 660 DE 8LA	01.04 - 01.07	799	D	30 kW	1185	3
FORTWO Cabrio (450) 0.8 CDI (450.401, 450.402, 450.403, 450.400)	OM 660.940	01.04 - 01.07	799	D	30 kW	1185	3
FORTWO Cabrio (451) 0.8 CDi (451.400)	OM 660.950	01.07	799	D	33 kW	1185	3
FORTWO Cabrio (451) 0.8 CDi (451.401)	OM 660.951	08.09	799	D	40 kW	1185	3
FORTWO Cabriolet (453) 0.9 (453.444)	M 281.910	03.19	898	B	61 kW	1185	5
FORTWO Cabriolet (453) 0.9 (453.444, 453.453)	M 281.910	09.15	898	B	66 kW	1185	5
FORTWO Cabriolet (453) 0.9 Brabus (453.462)	M 281.910	07.16	898	B	80 kW	1185	5
FORTWO Cabriolet (453) 1.0 (453.442, 453.443)	M 281.920	09.15	999	B	52 kW	1185	5
FORTWO Coupe (450) 0.6 (450.314)	M 160.910	01.04 - 02.07	599	B	55 kW	1185	2
FORTWO Coupe (450) 0.6 (450.332)	M 160.910	01.04 - 02.07	599	B	45 kW	1185	2
FORTWO Coupe (450) 0.6 (450.332)	M 160.920	01.04 - 02.07	698	B	45 kW	1185	4

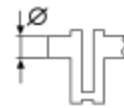


							
FORTWO Coupe (450) 0.7 (450.330)	M 160.910	01.04 - 01.07	599	B	37 kW	1185	2
FORTWO Coupe (450) 0.7 (450.330)	M 160.920	01.04 - 01.07	698	B	37 kW	1185	4
FORTWO Coupe (450) 0.7 (450.333)	M 160.910	01.04 - 01.07	599	B	55 kW	1185	2
FORTWO Coupe (450) 0.7 (450.333)	M 160.920	01.04 - 01.07	698	B	55 kW	1185	4
FORTWO Coupe (450) 0.7 (450.335)	M 160.910	01.04 - 01.07	599	B	40 kW	1185	2
FORTWO Coupe (450) 0.7 (450.335)	M 160.920	01.04 - 01.07	698	B	40 kW	1185	4
FORTWO Coupe (450) 0.7 (450.352, 450.332)	M 160.910	01.04 - 01.07	599	B	45 kW	1185	2
FORTWO Coupe (450) 0.7 (450.352, 450.332)	M 160.920	01.04 - 01.07	698	B	45 kW	1185	4
FORTWO Coupe (450) 0.8 CDI (450.300, 450.301, 450.302, 450.303, 450.306)	OM 660 DE 8LA	01.04 - 01.07	799	D	30 kW	1185	3
FORTWO Coupe (450) 0.8 CDI (450.300, 450.301, 450.302, 450.303, 450.306)	OM 660.940	01.04 - 01.07	799	D	30 kW	1185	3
FORTWO Coupe (451) 0.8 CDi (451.300)	OM 660.950	01.07	799	D	33 kW	1185	3
FORTWO Coupe (451) 0.8 CDi (451.301)	OM 660.951	08.09	799	D	40 kW	1185	3
FORTWO Coupe (453) 0.9 (453.344, 453.353)	M 281.910	09.14	898	B	66 kW	1185	5
FORTWO Coupe (453) 0.9 Brabus (453.362)	M 281.910	07.16	898	B	80 kW	1185	5
FORTWO Coupe (453) 1.0 (453.341)	M 281.920	11.14	999	B	45 kW	1185	5
FORTWO Coupe (453) 1.0 (453.342, 453.343)	M 281.920	07.14	999	B	52 kW	1185	5
ROADSTER (452) 0.7 (452.432)	M 160.921	04.03 - 11.05	698	B	45 kW	1185	4
ROADSTER (452) 0.7 (452.434)	M 160.922	04.03 - 11.05	698	B	60 kW	1185	4
ROADSTER Coupe (452) 0.7 (452.332)	M 160.922	06.03 - 11.05	698	B	45 kW	1185	4
ROADSTER Coupe (452) 0.7 (452.334)	M 160.921	04.03 - 11.05	698	B	60 kW	1185	4

ENGINE	\varnothing		ccm	kW			1 POS	ENGINE	\varnothing		ccm	kW			1 POS
H4B 409	72,200	3	898	66 kW	B	1185	5	M 160.922	66,500	3	698	45 - 60 kW	B	1185	4
H4DA401	72,200	3	999	45 - 52 kW	B	1185	5	M 281.910	72,200	3	898	61 - 80 kW	B	1185	5
M 160 E6AL B03	63,500	3	599	40 kW	B	1185	1	M 281.920	72,200	3	999	45 - 52 kW	B	1185	5
M 160 E6AL B04	63,500	3	599	33 kW	B	1185	2	OM 639.939	83,000	3	1493	50 - 70 kW	D	1185	6
M 160 E6AL B05	63,500	3	599	45 kW	B	1185	2	OM 660 DE 8LA	65,500	3	799	30 kW	D	1185	3
M 160.910	63,500	3	599	33 - 55 kW	B	1185	2	OM 660.940	65,500	3	799	30 kW	D	1185	3
M 160.920	66,500	3	698	33 - 55 kW	B	1185	4	OM 660.950	65,500	3	799	33 kW	D	1185	3
M 160.921	66,500	3	698	45 - 60 kW	B	1185	4	OM 660.951	65,500	3	799	40 kW	D	1185	3



Type



63,500 mm

1

M 160 E6AL B03

411201-00-1

1 pair

1	AS	AL	52,500	68,250		↑ L G	3,200
			52,750	68,500		↓ L G	

431201-00-3

3 pairs

1-3	PL	CU2	37,940	41,600	17,000		1,813
			37,965	41,616			

63,500 mm

2

M 160 E6AL B04 , M 160 E6AL B05 , M 160.910 ,

401201-00-3

4 pairs

1-4	HL	AL	44,950	51,000	16,000	↑ O2G	3,030
			44,965	51,019		↓	

411201-00-1

1 pair

1	AS	AL	52,500	68,250		↑ L G	3,200
			52,750	68,500		↓ L G	

431201-00-3

3 pairs

1-3	PL	CU2	37,940	41,600	17,000		1,813
			37,965	41,616			

65,500 mm

3

OM 660 DE 8LA , OM 660.940 , OM 660.950 , OM 660.951 ,

411201-00-1

1 pair

1	AS	AL	52,500	68,250		↑ L G	3,200
			52,750	68,500		↓ L G	

66,500 mm

4

M 160.920 , M 160.921 , M 160.922 ,

401201-00-3

4 pairs

1-4	HL	AL	44,950	51,000	16,000	↑ O2G	3,030
			44,965	51,019		↓	

411201-00-1

1 pair

1	AS	AL	52,500	68,250		↑ L G	3,200
			52,750	68,500		↓ L G	

431201-00-3

3 pairs

1-3	PL	CU2	37,940	41,600	17,000		1,813
			37,965	41,616			

72,200 mm

5

H4B 409 , H4DA401 , M 281.910 , M 281.920 ,

403830-00-3

4 pairs

-25-3	1-4	HL	AL	41,990	46,030	16,100	↑ O2G	2,004
-50-3				42,010	46,049		↓	

433831-00-3

3 pairs

-25-3	1-3	PL	AL	41,990	45,677	17,300		1,820
-50-3				42,010	45,690			

83,000 mm






6

OM 639.939

411005-00-2

2 pairs

-10-2		AS	AL	61,250	76,750			2,200
				61,250	76,750			

	 ENGINE		ccm		kW		1 POS
URBINO Urbino 18	D 2866 LOH 25	01.99	11967	D	228 kW	1188	1
URBINO Urbino 18	D 2866 LOH 26	01.99	11967	D	257 kW	1188	1
VACANZA Vacanza 12	XE 250 C	06.02 - 12.06	12580	D	250 kW	1188	2
VACANZA Vacanza 12	XE 280 C	06.02 - 12.06	12580	D	280 kW	1188	2
VACANZA Vacanza 12	XE 315 C	10.03 - 12.06	12580	D	315 kW	1188	2
VACANZA Vacanza 13	XE 315 C	10.03 - 12.06	12580	D	315 kW	1188	2



SOLARIS

ENGINE	\varnothing	ccm	kW	D	1188	1	
						POS	
D 2866 LOH 25	128,000	6	11967	228 kW	D	1188	1
D 2866 LOH 26	128,000	6	11967	257 kW	D	1188	1
XE 250 C	130,000	6	12580	250 kW	D	1188	2

ENGINE	\varnothing	ccm	kW	D	1188	2	
						POS	
XE 280 C	130,000	6	12580	280 kW	D	1188	2
XE 315 C	130,000	6	12580	315 kW	D	1188	2










128,000 mm		1
-------------------	--	----------

D 2866 LOH 25 , D 2866 LOH 26 ,									
431005-00-1									1 pair
-25-1	PL	CU3	31,959	36,000	19,000	↑ O1	2,011		
-50-1			31,975	36,016		↓ O1			

130,000 mm		2
-------------------	--	----------

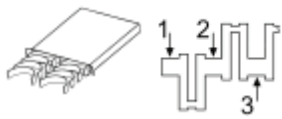
XE 250 C , XE 280 C , XE 315 C ,									
401303-00-6									7 pairs
1	HL	CU3	97,990 98,010	103,072 103,098	39,150	↑ LO2G ↓ LO2G	2,496	1 pair	
2,3,5,6	HL	CU3	97,990 98,010	103,072 103,098	32,050	↑ LO1G ↓ L	2,496	4 pairs	
4,7	HL	CU3	97,990 98,010	103,072 103,098	52,150	↑ LO1G ↓ L	2,496	2 pairs	



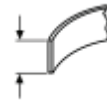
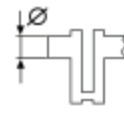
							
ACTYON II 2.0 TD	D20DTR	03.14	1998	D	114 kW	1191	1
ACTYON II 2.0 XDi	D20DTR	08.12	1998	D	129 kW	1191	1
ACTYON SPORTS I (QJ) 2.0 Xdi 4WD	D20DTR	09.11	1998	D	114 kW	1191	1
ACTYON SPORTS I (QJ) 2.0 Xdi	D20DTR	09.11	1998	D	114 kW	1191	1
ACTYON SPORTS II 2.0 Xdi 4WD	D20DTR	01.15	1998	D	110 kW	1191	1
ACTYON SPORTS II 2.0 Xdi	D20DTR	01.12	1998	D	114 kW	1191	1
CHAIRMAN (HT_) 2.3	M 111.970	07.97	2295	B	110 kW	1193	10
CHAIRMAN (HT_) 2.3	M 111.974	07.97	2295	B	110 kW	1193	10
CHAIRMAN (HT_) 2.8	M 104.942	07.97	2799	B	145 kW	1192	9
CHAIRMAN (HT_) 3.2	M 104.992	07.97	3199	B	162 kW	1192	9
ISTANA Bus 2.9 D	OM 602.980	06.95 - 11.03	2874	D	90 kW	1191	5
ISTANA Bus 2.9 TD	OM 602.940	10.92 - 05.95	2874	D	70 kW	1191	4
ISTANA Kasten 2.3 TD 4x4	OM 661.940	10.98 - 04.99	2299	D	58 kW	1192	8
ISTANA Kasten 2.9 D	OM 602.940	10.92 - 05.95	2874	D	70 kW	1191	4
ISTANA Kasten 2.9 D	OM 602.980	06.95 - 11.03	2874	D	90 kW	1191	5
KORANDO (K5, K9) 2.5 D Allrad	XD3P	06.93 - 05.97	2498	D	58 kW	1193	12
KORANDO (KJ) 2.3 D (KJ)	OM 601.940	12.96 - 06.98	2299	D	58 kW	1192	8
KORANDO (KJ) 2.3	M 111.970	12.96 - 02.00	2295	B	103 kW	1193	10
KORANDO (KJ) 2.3	M 161.970	01.02 - 06.06	2295	B	110 kW	1193	10
KORANDO (KJ) 2.9 D (KJ)	MB-OM 662	12.96 - 10.00	2874	D	72 kW	1191	2
KORANDO (KJ) 2.9 D	MB-OM 662	06.97 - 10.01	2874	D	73 kW	1191	2
KORANDO (KJ) 3.2 (KJ)	M 104.995	12.96 - 11.02	3199	B	154 kW	1192	9
KORANDO (KJ) 3.2	M 104.992	06.97 - 11.06	3199	B	162 kW	1192	9
KORANDO (KJ) 3.2	M 104.995	01.99 - 02.00	3199	B	156 kW	1192	9
KORANDO Cabrio (KJ) 2.3	M 161.970	01.02 - 06.06	2295	B	110 kW	1193	10
KORANDO Cabrio (KJ) 2.9 D	MB-OM 662	11.97 - 10.00	2874	D	72 kW	1191	2
KORANDO Cabrio (KJ) 3.2	M 104.992	06.97 - 11.06	3199	B	162 kW	1192	9
KORANDO Cabrio (KJ) 3.2	M 104.995	01.99 - 11.02	3199	B	156 kW	1192	9
KORANDO FAMILY 2.5 D Allrad	XD3P	06.93 - 05.97	2498	D	58 kW	1193	12
KORANDO Geländewagen offen (K4) 2.5 D	XD3P	06.93 - 05.97	2498	D	58 kW	1193	12
KYRON 2.3	M 161.970	01.10	2295	B	110 kW	1193	10
MUSSO (FJ) 2.3 D	MB-OM 661	10.95 - 04.99	2299	D	59 kW	1192	7
MUSSO (FJ) 2.3 D	OM 601.940	10.95 - 04.99	2299	D	59 kW	1192	8
MUSSO (FJ) 2.3 D	OM 661.940	03.93 - 04.97	2299	D	58 kW	1192	8
MUSSO (FJ) 2.3	M 111.970	10.96 - 11.02	2295	B	103 kW	1193	10
MUSSO (FJ) 2.9 D	MB-OM 662	02.95 - 12.05	2874	D	73 kW	1191	2
MUSSO (FJ) 3.2	M 104.992	06.96 - 09.04	3199	B	162 kW	1192	9
REXTON W / REXTON 2.0 Xdi Allrad	D20DTR	07.12	1998	D	114 kW	1191	1
REXTON W / REXTON 2.0 Xdi Allrad	D20DTR	07.13	1998	D	110 kW	1191	1
REXTON W / REXTON 2.0 Xdi	D20DTR	07.12	1998	D	114 kW	1191	1
REXTON W / REXTON 2.0 Xdi	D20DTR	07.13	1998	D	110 kW	1191	1
RODIUS II 2.0 XDi	D20DTR	06.13	1998	D	110 kW	1191	1
RODIUS II 2.0 Xdi 4WD	D20DTR	07.13	1998	D	114 kW	1191	1
RODIUS II 2.0 Xdi	D20DTR	07.13	1998	D	114 kW	1191	1
STAVIC 2.0 200 XDi	D20DTR	06.13	1998	D	100 kW	1191	1



ENGINE	\varnothing		ccm	kW			1 POS	ENGINE	\varnothing		ccm	kW			1 POS
D20DTR	86,200	4	1998	100 - 129 kW	D	1191	1	MB-OM 661	89,000	4	2299	59 kW	D	1192	7
M 104.942	89,900	6	2799	142 - 145 kW	B	1192	9	MB-OM 662	89,000	5	2874	72 - 73 kW	D	1191	2
M 104.992	89,900	6	3199	162 kW	B	1192	9	OM 601.940	89,000	4	2299	57 - 59 kW	D	1192	8
M 104.995	89,900	6	3199	154 - 156 kW	B	1192	9	OM 602.940	89,000	5	2874	70 kW	D	1191	4
M 111.970	90,900	4	2295	103 - 110 kW	B	1193	10	OM 602.980	89,000	5	2874	75 - 90 kW	D	1191	5
M 111.974	90,900	4	2295	110 kW	B	1193	10	OM 661.940	89,000	4	2299	58 kW	D	1192	8
M 161.951	90,900	4	2295	110 kW	B	1193	11	OM 662.940	89,000	5	2874	70 kW	D	1192	6
M 161.970	90,900	4	2295	103 - 110 kW	B	1193	10	OM 662.983	89,000	5	2874	88 kW	D	1191	3
M 161.974	90,900	4	2295	110 kW	B	1193	10	XD3P	94,000	4	2498	53 - 58 kW	D	1193	12



Type



86,200 mm							1		
D20DTR									
412004-00-1							1 pair		
-10-1	1	AS	AL	67,785	82,425		↑	G	2,485
-15-1				68,040	85,677		↓	G	
89,000 mm							2		
MB-OM 662									
401005-00-5							6 pairs		
-25-5	1-6	HL	AL	57,950	62,500	17,500	↑	LO1G	2,261
-50-5				57,965	62,519		↓	L	
-75-5									
-100-5									
411003-00-2							2 pairs		
-10-2		AS	AL	65,800	81,000		↑	L G	2,200
-20-2				65,800	81,000		↓	L G	
89,000 mm							3		
OM 662.983									
401005-00-5							6 pairs		
-25-5	1-6	HL	AL	57,950	62,500	17,500	↑	LO1G	2,261
-50-5				57,965	62,519		↓	L	
-75-5									
-100-5									
401012-00-5							6 pairs		
-25-5	1-6	HL	AL	57,940	62,500	17,500	↑	LO1G	2,265
			↓ CU3	57,965	62,519		↓	L	
411003-00-2							2 pairs		
-10-2		AS	AL	65,800	81,000		↑	L G	2,200
-20-2				65,800	81,000		↓	L G	
431012-00-5							5 pairs		
-25-5	1-5	PL	CU3	47,950	51,600	21,800	↑	L	1,812
-50-5			↓ AL	47,965	51,619		↓	L	
89,000 mm							4		
OM 602.940									
401005-00-5							6 pairs		
-25-5	1-6	HL	AL	57,950	62,500	17,500	↑	LO1G	2,261
-50-5				57,965	62,519		↓	L	
-75-5									
-100-5									
411003-00-2							2 pairs		
-10-2		AS	AL	65,800	81,000		↑	L G	2,200
-20-2				65,800	81,000		↓	L G	
441006-00-1							1 pair		
		PB	CU2	25,995	28,500	21,900	↑	O1G	1,500
				26,000	28,521		↓		
89,000 mm							5		
OM 602.980									
401012-00-5							6 pairs		
-25-5	1-6	HL	AL	57,940	62,500	17,500	↑	LO1G	2,265
			↓ CU3	57,965	62,519		↓	L	
441006-00-1							1 pair		
		PB	CU2	25,995	28,500	21,900	↑	O1G	1,500
				26,000	28,521		↓		



89,000 mm **6**

OM 662.940

401005-00-5 6 pairs									
-25-5	1-6	HL	AL	57,950	62,500	17,500	↑ LO1G	2,261	
-50-5				57,965	62,519		↓ L		
-75-5									
-100-5									
411003-00-2 2 pairs									
-10-2		AS	AL	65,800	81,000		↑ L G	2,200	
-20-2				65,800	81,000		↓ L G		
431011-00-5 5 pairs									
-25-5	1-5	PL	AL	47,950	51,600	21,800	↑ LO1	1,812	
-50-5				47,965	51,619		↓ L		
441006-00-1 1 pair									
		PB	CU2	25,995	28,500	21,900	↑ O1G	1,500	
				26,000	28,521		↓		

89,000 mm **7**

MB-OM 661

401005-00-4 5 pairs									
-25-4	1-5	HL	AL	57,950	62,500	17,500	↑ LO1G	2,261	
-50-4				57,965	62,519		↓ L		
-75-4									
-100-4									
411003-00-2 2 pairs									
-10-2		AS	AL	65,800	81,000		↑ L G	2,200	
-20-2				65,800	81,000		↓ L G		

89,000 mm **8**

OM 601.940 , OM 661.940 ,

401005-00-4 5 pairs									
-25-4	1-5	HL	AL	57,950	62,500	17,500	↑ LO1G	2,261	
-50-4				57,965	62,519		↓ L		
-75-4									
-100-4									
411003-00-2 2 pairs									
-10-2		AS	AL	65,800	81,000		↑ L G	2,200	
-20-2				65,800	81,000		↓ L G		
431011-00-4 4 pairs									
-25-4	1-4	PL	AL	47,950	51,600	21,800	↑ LO1	1,812	
-50-4				47,965	51,619		↓ L		
441006-00-1 1 pair									
		PB	CU2	25,995	28,500	21,900	↑ O1G	1,500	
				26,000	28,521		↓		






89,900 mm **9**

M 104.942 , M 104.992 , M 104.995 ,

401005-00-6 7 pairs									
-25-6	1-7	HL	AL	57,950	62,500	17,500	↑ LO1G	2,261	
-50-6				57,965	62,519		↓ L		
411003-00-2 2 pairs									
-10-2		AS	AL	65,800	81,000		↑ L G	2,200	
-20-2				65,800	81,000		↓ L G		



90,900 mm								10	
M 111.970 , M 111.974 , M 161.970 , M 161.974 ,									
401005-00-4								5 pairs	
-25-4	1-5	HL	AL	57,950	62,500	17,500	↑ LO1G	2,261	
-50-4				57,965	62,519		↓ L		
-75-4									
-100-4									
411003-00-2								2 pairs	
-10-2		AS	AL	65,800	81,000		↑ L G	2,200	
-20-2				65,800	81,000		↓ L G		
90,900 mm								11	
M 161.951									
401005-00-4								5 pairs	
-25-4	1-5	HL	AL	57,950	62,500	17,500	↑ LO1G	2,261	
-50-4				57,965	62,519		↓ L		
-75-4									
-100-4									
94,000 mm								12	
XD3P									
402101-00-4								5 pairs	
-30-4	1,3,5	HL	AL	59,994	63,737	30,000	↑ LO2G	1,837	3 pairs
-50-4				60,021	63,750		↓ L		
-80-4	2,4	HL	AL	59,994	63,737	24,000	↑ LO1G	1,837	2 pairs
-100-4				60,021	63,750		↓ L		
432101-00-4								4 pairs	
-30-4	1-4	PL	AL	54,994	58,737	29,000	↑ L	1,838	
-50-4				55,021	58,750		↓ L		
-80-4									
-100-4									

		 ccm	 kW	 1 POS			
1290-Serie 1290320	WD 815.60	01.71 - 12.78	11964	D	235 kW	1196	1
1290-Serie 1290320	WD 815.60	01.71 - 12.78	11964	D	235 kW	1196	1
1290-Serie 1290320	WD 815.60	01.71 - 12.78	11964	D	235 kW	1196	1
1290-Serie 1290320	WD 815.60	01.73 - 12.78	11964	D	235 kW	1196	1
1290-Serie 1290320	WD 815.60	01.73 - 12.78	11964	D	235 kW	1196	1
1290-Serie 1290320	WD 815.70	01.71 - 12.78	11964	D	235 kW	1196	2
1290-Serie 1290320	WD 815.70	01.71 - 12.78	11964	D	235 kW	1196	2
1290-Serie 1290320	WD 815.70	01.71 - 12.78	11964	D	235 kW	1196	2
1290-Serie 1290320	WD 815.70	01.73 - 12.78	11964	D	235 kW	1196	2
1290-Serie 1290320	WD 815.70	01.73 - 12.78	11964	D	235 kW	1196	2
1291-Serie 1291260	WD 615.60	01.78 - 12.86	9726	D	191 kW	1196	2
1291-Serie 1291260	WD 615.61	01.78 - 12.86	9726	D	191 kW	1196	2
1291-Serie 1291260	WD 615.70	01.78 - 12.86	9726	D	191 kW	1196	2
1291-Serie 1291260	WD 615.71	01.78 - 12.86	9726	D	191 kW	1196	2
1291-Serie 1291280	WD 615.65	01.78 - 12.86	9726	D	206 kW	1196	2
1291-Serie 1291280	WD 615.67	01.78 - 12.86	9726	D	206 kW	1196	2
1291-Serie 1291280	WD 615.69	01.78 - 12.86	9726	D	206 kW	1196	2
1291-Serie 1291280	WD 615.75	01.78 - 12.86	9726	D	206 kW	1196	2
1291-Serie 1291280	WD 615.77	01.78 - 12.86	9726	D	206 kW	1196	2
1490-Serie 1490320	WD 815.60	01.71 - 12.78	11964	D	235 kW	1196	1
1490-Serie 1490320	WD 815.60	01.71 - 12.78	11964	D	235 kW	1196	1
1490-Serie 1490320	WD 815.60	01.71 - 12.78	11964	D	235 kW	1196	1
1490-Serie 1490320	WD 815.60	01.71 - 12.78	11964	D	235 kW	1196	1
1490-Serie 1490320	WD 815.60	01.72 - 12.78	11964	D	235 kW	1196	1
1490-Serie 1490320	WD 815.60	01.72 - 12.78	11964	D	235 kW	1196	1
1490-Serie 1490320	WD 815.70	01.71 - 12.78	11964	D	235 kW	1196	2
1490-Serie 1490320	WD 815.70	01.71 - 12.78	11964	D	235 kW	1196	2
1490-Serie 1490320	WD 815.70	01.71 - 12.78	11964	D	235 kW	1196	2
1490-Serie 1490320	WD 815.70	01.72 - 12.78	11964	D	235 kW	1196	2
1490-Serie 1490320	WD 815.70	01.72 - 12.78	11964	D	235 kW	1196	2
1491-Serie 1491260	WD 615.60	01.78 - 12.86	9726	D	191 kW	1196	2
1491-Serie 1491260	WD 615.61	01.78 - 12.86	9726	D	191 kW	1196	2
1491-Serie 1491260	WD 615.70	01.78 - 12.86	9726	D	191 kW	1196	2
1491-Serie 1491260	WD 615.71	01.78 - 12.86	9726	D	191 kW	1196	2
1491-Serie 1491280	WD 615.65	01.78 - 12.86	9726	D	206 kW	1196	2
1491-Serie 1491280	WD 615.67	01.78 - 12.86	9726	D	206 kW	1196	2
1491-Serie 1491280	WD 615.69	01.78 - 12.86	9726	D	206 kW	1196	2
1491-Serie 1491280	WD 615.75	01.78 - 12.86	9726	D	206 kW	1196	2
1491-Serie 1491280	WD 615.77	01.78 - 12.86	9726	D	206 kW	1196	2
1890-Serie 1890320	WD 815.60	01.75 - 12.79	11964	D	235 kW	1196	1
1890-Serie 1890320	WD 815.70	01.75 - 12.79	11964	D	235 kW	1196	2
991-Serie 991200	WD 615.00	01.78 - 12.86	9726	D	148 kW	1196	1
991-Serie 991200	WD 615.20	01.78 - 12.86	9726	D	148 kW	1196	2



ENGINE	\varnothing	ccm	kW	D	1196	1 POS
WD 615.00	126,000	6 9726	148 kW	D	1196	1
WD 615.20	126,000	6 9726	148 kW	D	1196	2
WD 615.60	126,000	6 9726	191 kW	D	1196	2
WD 615.61	126,000	6 9726	191 - 198 kW	D	1196	2
WD 615.63	126,000	6 9726	204 - 206 kW	D	1196	2
WD 615.64	126,000	6 9726	175 - 177 kW	D	1196	2
WD 615.65	126,000	6 9726	206 kW	D	1196	2
WD 615.67	126,000	6 9726	206 kW	D	1196	2
WD 615.68	126,000	6 9726	225 - 228 kW	D	1196	2
WD 615.69	126,000	6 9726	206 kW	D	1196	2
WD 615.70	126,000	6 9726	191 kW	D	1196	2
WD 615.71	126,000	6 9726	191 kW	D	1196	2
WD 615.73	126,000	6 9726	204 kW	D	1196	2
WD 615.74	126,000	6 9726	175 kW	D	1196	2
WD 615.75	126,000	6 9726	206 kW	D	1196	2
WD 615.77	126,000	6 9726	206 kW	D	1196	2
WD 615.78	126,000	6 9726	225 - 228 kW	D	1196	2
WD 615.92	126,000	6 9726	191 kW	D	1196	2
WD 615.93	126,000	6 9726	206 kW	D	1196	2

ENGINE	\varnothing	ccm	kW	D	1196	2 POS
WD 615.98	126,000	6 9726	225 - 228 kW	D	1196	2
WD 815.00	126,000	8 11964	199 kW	D	1196	1
WD 815.20	126,000	8 11964	199 kW	D	1196	2
WD 815.60	126,000	8 11964	235 kW	D	1196	1
WD 815.61	126,000	8 11964	235 kW	D	1196	2
WD 815.62	126,000	8 11964	240 kW	D	1196	2
WD 815.64	126,000	8 11964	240 kW	D	1196	2
WD 815.66	126,000	8 11964	270 kW	D	1196	2
WD 815.67	126,000	8 11964	250 kW	D	1196	2
WD 815.68	126,000	8 11964	240 kW	D	1196	2
WD 815.69	126,000	8 11964	250 kW	D	1196	2
WD 815.70	126,000	8 11964	235 kW	D	1196	2
WD 815.71	126,000	8 11964	235 kW	D	1196	2
WD 815.72	126,000	8 11964	240 kW	D	1196	2
WD 815.74	126,000	8 11964	240 kW	D	1196	2
WD 815.76	126,000	8 11964	270 kW	D	1196	2
WD 815.79	126,000	8 11964	240 kW	D	1196	2
WD 815.97	126,000	8 11964	240 kW	D	1196	2



126,000 mm **1**

WD 615.00 , WD 815.00 , WD 815.60 ,

405501-00-6									7 pairs
-25-6	1-7	HL	AL	99,978 100,000	108,000 108,220	35,000	↑ L O3G ↓ L	3,980	

435501-00-6 **6 pairs**








-25-6	1-6	PL	CU2	81,978 82,000	88,000 88,022	35,000	↑ L ↓ L	2,980
--------------	-----	----	-----	------------------	------------------	--------	------------	-------

126,000 mm **2**

WD 615.20 , WD 615.60 , WD 615.61 , WD 615.63 , WD 615.64 , WD 615.65 , WD 615.67 , WD 615.68 , WD 615.69 , WD 615.70 , WD 615.71 , WD 615.73 ,
WD 615.74 , WD 615.75 , WD 615.77 , WD 615.78 , WD 615.92 , WD 615.93 , WD 615.98 , WD 815.20 , WD 815.61 , WD 815.62 , WD 815.64 , WD 815.66 ,
WD 815.67 , WD 815.68 , WD 815.69 , WD 815.70 , WD 815.71 , WD 815.72 , WD 815.74 , WD 815.76 , WD 815.79 , WD 815.97 ,

405501-00-6									7 pairs
-25-6	1-7	HL	AL	99,978 100,000	108,000 108,220	35,000	↑ L O3G ↓ L	3,980	



							
JUSTY II (JMA, MS) 1.3 4x4	G13BB	04.01 - 11.03	1299	B	63 kW	1199	3
JUSTY III (G3X) 1.3 CDTi	Z 13 DT	12.03 - 08.07	1248	D	51 kW	1199	1
TREZIA 1.4 D	1ND-TV	03.11	1364	D	66 kW	1199	2
TREZIA 1.5 (NCP120X)	1NZ-FE	03.11	1496	B	80 kW	1199	4
TREZIA 1.5 AWD (NCP125X)	1NZ-FE	03.11	1496	B	76 kW	1199	4

SUBARU










ENGINE	\varnothing		ccm	kW			1 POS
1ND-TV	73,000	4	1364	55 - 66 kW	D	1199	2
1NZ-FE	75,000	4	1496	76 - 80 kW	B	1199	4
G13BB	74,000	4	1299	62 - 63 kW	B	1199	3








ENGINE	\varnothing		ccm	kW			1 POS
G13B	74,000	4	1299	50 kW	B	1199	3
Z 13 DT	69,600	4	1248	51 kW	D	1199	1








69,600 mm							1			
Z 13 DT										
403502-00-4										5 pairs
-25-4	1,2,4,5	HL	AL	50,982	54,710	19,000	↑ LO2G	1,840	4 pairs	
-50-4				51,000	54,722		↓ L			
	3	FL	AL	50,982	54,710	23,950	↑ LO2G	1,840	1 pair	
		↓ HL		51,000	54,722	↓ 19,000	↓ L			
433504-00-4										4 pairs
-25-4	1-4	PL	CU2	42,582	45,734	20,000	↑ O1	1,552		
-50-4				42,600	45,744		↓			
73,000 mm							2			
1ND-TV										
411403-00-1										1 pair
-10-1		AS	AL	53,500	70,000		↑ G	2,490		
				53,500	70,000		↓ G			
74,000 mm							3			
G13BB, G13B,										
403512-00-4										5 pairs
-25-4	1-5	HL	AL	44,980	49,000	18,100	↑ LO1	2,000		
-50-4				44,980	49,000		↓ LO1			
-75-4										
433512-00-4										4 pairs
-25-4	1-4	PL	AL	41,980	45,020	18,100	↑ L	1,490		
-50-4				41,980	45,020		↓ L			
-75-4										
75,000 mm							4			
1NZ-FE										
409605-00-4										5 pairs
-25-4	1-5	HL	AL	46,000	50,000	16,100	↑ O2G	1,996		
-50-4				46,000	50,000		↓			
-75-4										
411403-00-1										1 pair
-10-1		AS	AL	53,500	70,000		↑ G	2,490		
				53,500	70,000		↓ G			
439606-00-4										4 pairs
-25-4	1-4	PL	AL	39,990	43,020	13,600	↑ LO1	1,494		
-50-4				39,990	43,020		↓ LO1			
-75-4										

						
		ccm				
ALTO 800 0.8	F8D	05.14	796	B	35 kW	1205 6
ALTO I (0S) 0.8 (SS80)	F8B	06.82 - 08.84	796	B	29 kW	1204 5
ALTO I (0S) 0.8	F8A	10.83 - 08.84	797	B	29 kW	1204 2
ALTO II Schrägheck 0.5	F5A	09.85 - 05.88	543	B	16 kW	1204 1
ALTO II Schrägheck 0.5	F5A	01.86 - 12.86	543	B	23 kW	1204 1
ALTO II Schrägheck 0.8 (SB308/CA)	F8B	01.86 - 12.88	796	B	29 kW	1204 5
ALTO III (EC) 0.8 (SB308, MA800)	F8B	12.88 - 11.93	796	B	29 kW	1204 5
ALTO IV (EF) 0.8	F8B	11.94 - 06.96	796	B	29 kW	1204 5
ALTO IV (EF) 0.8	F8B	11.93 - 06.96	796	B	25 kW	1204 5
ALTO Kasten/Schrägheck (EC) 0.8	F8B	01.86 - 10.93	796	B	29 kW	1204 5
ALTO V (HA12, HA23) 1.3	G13BB	10.98 - 09.00	1298	B	63 kW	1205 10
ALTO 0.8	F8D	01.08 - 12.12	796	B	35 kW	1205 6
BALENO (EG) 1.3 (SY413)	G13BA	09.96 - 05.02	1298	B	52 kW	1205 10
BALENO (EG) 1.3 i 16V (SY413)	G13BB	07.95 - 05.02	1298	B	63 kW	1205 10
BALENO (EG) 1.9 TD (SY419)	DHV (XUD9BSD)	04.98 - 05.02	1905	D	55 kW	1207 17
BALENO (EG) 1.9 TD (SY419)	DHW (XUD9SD)	04.98 - 05.02	1905	D	55 kW	1207 17
BALENO Kombi (EG) 1.3 16V (SY413)	G13BB	03.97 - 05.02	1298	B	63 kW	1205 10
BALENO Kombi (EG) 1.9 TD (SY419)	DHV (XUD9BSD)	04.98 - 05.02	1905	D	55 kW	1207 17
BALENO Kombi (EG) 1.9 TD (SY419)	DHW (XUD9SD)	04.98 - 05.02	1905	D	55 kW	1207 17
BALENO Schrägheck (EG) 1.3 (SY413)	G13BA	09.96 - 05.02	1298	B	52 kW	1205 10
BALENO Schrägheck (EG) 1.3 (SY413)	G13BA	04.96 - 10.97	1298	B	48 kW	1205 10
BALENO Schrägheck (EG) 1.3 i 16V (SY413)	G13BB	07.95 - 05.02	1298	B	63 kW	1205 10
BALENO Schrägheck (EG) 1.9 TD (SY419)	DHW (XUD9SD)	04.98 - 05.02	1905	D	55 kW	1207 17
CARRY Bus (0S) 0.8	F8A	03.81 - 03.85	797	B	27 kW	1204 2
CARRY Bus 1.0	F10A	03.99 - 09.04	970	B	40 kW	1204 3
CARRY Bus 1.3	G13BB	03.99 - 12.06	1298	B	57 kW	1205 10
CARRY Kasten (0S) 0.8 (ST90)	F8A	10.79 - 10.85	797	B	27 kW	1204 2
CARRY Kasten (ED) 1.0 (DA21, SK410)	F10A	07.85 - 12.90	970	B	33 kW	1204 3
CARRY Kasten (FD) 1.0	F10A	02.99 - 08.08	970	B	32 kW	1204 3
CARRY Kasten (FD) 1.3 16 V (DA32V)	G13BB	05.99	1298	B	58 kW	1205 10
CARRY Kasten (FD) 1.3 4x4	G13BB	02.99 - 09.04	1298	B	56 kW	1205 10
CARRY Kasten 1.0	F10A	10.95 - 03.99	970	B	33 kW	1204 3
CARRY Kasten 1.0	F10A	11.96 - 03.99	970	B	29 kW	1204 3
CARRY Pritsche/Fahrgestell (0S) 0.8 (ST90)	F8A	11.80 - 03.85	797	B	27 kW	1204 2
CARRY Pritsche/Fahrgestell (FD, DA5_T, DA6_T) 1.0	F10A	02.99 - 09.04	970	B	40 kW	1204 3
CARRY Pritsche/Fahrgestell (FD, DA5_T, DA6_T) 1.3 4x4 (DA32T)	G13BB	10.00 - 07.05	1298	B	58 kW	1205 10
CARRY Pritsche/Fahrgestell (FD, DA5_T, DA6_T) 1.3	G13BB	10.00 - 09.04	1298	B	56 kW	1205 10
CARRY Pritsche/Fahrgestell 0.5	F5A	07.85 - 12.95	543	B	29 kW	1204 1
CARRY Pritsche/Fahrgestell 1.0 (DA21T)	F10A	07.85 - 12.08	970	B	33 kW	1204 3
CARRY Pritsche/Fahrgestell 1.0	F10A	08.92 - 01.99	970	B	30 kW	1204 3
CERVO 0.5	F5A	01.85 - 01.88	543	B	23 kW	1204 1
CERVO 0.5	F5A	06.82 - 12.87	543	B	22 kW	1204 1
ERTIGA (AVI_) 1.3 DDiS Hybrid (AVI413)	D13A	10.15 - 12.18	1248	D/E	65 kW	1205 7
FARMWORKER Pick-up 1.3 4x4	G13BB	01.11	1298	B	59 kW	1205 10
FARMWORKER Pritsche/Fahrgestell 1.3 4x4	G13BB	01.11	1298	B	59 kW	1205 10
FUN 1.4	C 14 SE	02.04 - 12.12	1389	B	63 kW	1206 13
GRAND VITARA I (FT, HT) 2.0 HDI 110 16V 4x4 (SQ 420D)	RHW	07.01 - 09.05	1997	D	80 kW	1208 18
GRAND VITARA I (FT, HT) 2.0 HDI 110 4x4 (SQ 420D)	RHZ	01.00 - 12.03	1997	D	80 kW	1208 18
GRAND VITARA I (FT, HT) 2.0 TD 4x4 (SQ 420D)	RF	03.98 - 09.03	1998	D	64 kW	1208 19
GRAND VITARA I (FT, HT) 2.0 TD 4x4 (SQ 420D)	RF	10.98 - 03.03	1998	D	68 kW	1208 19
GRAND VITARA II (JT, TE, TD) 1.3	G13BB	05.05 - 07.06	1298	B	59 kW	1205 10
GRAND VITARA II (JT, TE, TD) 1.9 DDiS (JB419WD, JB419XD)	F9QB	03.06 - 08.08	1870	D	95 kW	1207 14
GRAND VITARA II (JT, TE, TD) 1.9 DDiS Allrad (JT419, TD44, JB419WD, JB419XD)	F9QB	10.05 - 02.15	1870	D	95 kW	1207 14
HATCH (SS) 0.5 (SS40V)	F5A	02.80 - 12.85	543	B	21 kW	1204 1
HATCH (SS) 0.8 (SS80V)	F8B	11.80 - 12.85	796	B	30 kW	1204 5
IGNIS II (MH) 1.3 DDiS (RM413D)	Z13DT	09.03	1248	D	51 kW	1205 7
JIMNY Geländewagen geschlossen (SJ, JA, JB) 1.3	G13BA	11.88 - 03.98	1298	B	52 kW	1205 10
JIMNY Geländewagen geschlossen (SN) 1.0	F10AC	09.98 - 10.03	970	B	39 kW	1204 4
JIMNY Geländewagen geschlossen (SN) 1.3 16V (SN413)	G13BB	09.98	1298	B	59 kW	1205 10
JIMNY Geländewagen geschlossen (SN) 1.3 16V 4WD (SN413)	G13BB	07.98	1298	B	59 kW	1205 10
JIMNY Geländewagen geschlossen (SN) 1.3 4x4 (SN413)	G13BB	09.98 - 08.00	1298	B	63 kW	1205 10
JIMNY Geländewagen geschlossen (SN) 1.5 DDiS 4WD (SN415D)	K9K 700	12.03	1461	D	48 kW	1206 12



							
JIMNY Geländewagen geschlossen (SN) 1.5 DDiS 4x4	K9K 266	08.05	1461	D	63 kW	1206	12
JIMNY Geländewagen offen (SJ) 1.3	G13A	11.88 - 03.98	1324	B	52 kW	1205	10
JIMNY Geländewagen offen (SJ) 1.3	G13BA	11.88 - 03.98	1298	B	52 kW	1205	10
JIMNY Geländewagen offen (SN) 1.3 16V 4WD (SN413)	G13BB	01.98	1298	B	59 kW	1205	10
KEI Schrägheck 1.3	G13BA	09.98	1298	B	50 kW	1205	10
LIANA (ER, RH_) 1.4 DDiS (RH 414D)	8HY	04.04	1398	D	66 kW	1205	9
LIANA Schrägheck 1.4 DDiS	8HY	04.04 - 12.07	1398	D	66 kW	1205	9
LJ80 (OL) 0.8 (LJ 80)	F8A	11.77 - 01.84	797	B	29 kW	1204	2
LJ80 Geländewagen geschlossen 0.8 4x4	F8A	11.77 - 12.81	797	B	29 kW	1204	2
LJ81 Pick-up 0.8 4x4	F8A	11.77 - 12.81	797	B	29 kW	1204	2
MARUTI 800	F8B	02.88 - 12.94	796	B	29 kW	1204	5
MIGHTY BOY 0.5 (SS40T)	F5A	07.85 - 10.88	543	B	21 kW	1204	1
SAMURAI Geländewagen geschlossen (SJ_) 1.0 Allrad (SJ 410)	F10A	11.88 - 12.04	970	B	33 kW	1204	3
SAMURAI Geländewagen geschlossen (SJ_) 1.3 (SJ 413)	G13A	11.88 - 12.04	1324	B	47 kW	1205	10
SAMURAI Geländewagen geschlossen (SJ_) 1.3 (SJ 413)	G13BA	08.89 - 12.93	1298	B	49 kW	1205	10
SAMURAI Geländewagen geschlossen (SJ_) 1.3 (SJ 413)	G13BA	11.88 - 08.00	1298	B	52 kW	1205	10
SAMURAI Geländewagen geschlossen (SJ_) 1.3 (SJ 413)	G13BB	11.88 - 12.04	1298	B	63 kW	1205	10
SAMURAI Geländewagen geschlossen (SJ_) 1.3 4WD (SJ 413)	G13BA	09.89 - 12.95	1298	B	49 kW	1205	10
SAMURAI Geländewagen geschlossen (SJ_) 1.3 Allrad (SJ 413)	G13A	11.88 - 12.04	1324	B	44 kW	1205	10
SAMURAI Geländewagen geschlossen (SJ_) 1.3 Allrad (SJ 413)	G13A	11.88 - 12.04	1324	B	47 kW	1205	10
SAMURAI Geländewagen geschlossen (SJ_) 1.3 Allrad (SJ 413)	G13BA	11.88 - 12.04	1298	B	51 kW	1205	10
SAMURAI Geländewagen geschlossen (SJ_) 1.3 Allrad (SJ 413)	G13BA	01.96 - 12.04	1298	B	59 kW	1205	10
SAMURAI Geländewagen geschlossen (SJ_) 1.3 Allrad	G13BA	09.84 - 12.94	1298	B	47 kW	1205	10
SAMURAI Geländewagen geschlossen (SJ_) 1.9 TD Allrad (SJ 419TD)	XUD9	09.98 - 12.04	1905	D	46 kW	1207	17
SAMURAI Geländewagen offen (SJ_) 1.0 Allrad (SJ410)	F10A	05.90 - 10.94	970	B	33 kW	1204	3
SAMURAI Geländewagen offen (SJ_) 1.3 (SJ413)	G13A	04.88 - 07.92	1324	B	47 kW	1205	10
SAMURAI Geländewagen offen (SJ_) 1.3 (SJ413)	G13BA	01.90 - 08.98	1298	B	51 kW	1205	10
SAMURAI Geländewagen offen (SJ_) 1.3 Allrad (SJ413)	G13A	04.88 - 12.89	1324	B	44 kW	1205	10
SAMURAI Geländewagen offen (SJ_) 1.3 Allrad (SJ413)	G13BA	08.89 - 07.92	1298	B	49 kW	1205	10
SAMURAI Geländewagen offen (SJ_) 1.3 Heckantrieb (SJ413)	G13BA	01.90 - 12.93	1298	B	51 kW	1205	10
SC100 Coupe 1.0	F10A	08.79 - 09.82	970	B	37 kW	1204	3
SC100 Schrägheck 1.0	F10A	03.77 - 12.82	970	B	35 kW	1204	3
SC100 Schrägheck 1.0	F10A	10.77 - 12.82	970	B	37 kW	1204	3
SIERRA Geländewagen offen (SJ) 1.0 Allrad (SJ 410)	F10A	09.81 - 12.88	970	B	33 kW	1204	3
SIERRA Geländewagen offen (SJ) 1.3 (SJ 413, SF413)	G13A	09.84 - 03.90	1324	B	47 kW	1205	10
SIERRA Geländewagen offen (SJ) 1.3 (SJ 413, SF413)	G13BA	01.89 - 07.99	1298	B	51 kW	1205	10
SIERRA Geländewagen offen (SJ) 1.3 Allrad (SJ 413)	G13A	09.84 - 03.90	1324	B	47 kW	1205	10
SIERRA II Geländewagen offen (SJ) 1.0 Allrad (SJ 410)	F10A	12.88 - 02.00	970	B	33 kW	1204	3
SJ410 Cabrio (OS) 1.0 (SJ410)	F10A	09.81 - 07.91	970	B	33 kW	1204	3
SJ410 1.0 (SJ410)	F10A	09.81 - 12.88	970	B	33 kW	1204	3
SJ410 1.0 4WD	F10A	09.84 - 12.85	970	B	34 kW	1204	3
SJ413 (OS) 1.3 (SJ 413)	G13A	08.86 - 08.90	1324	B	44 kW	1205	10
SJ413 (OS) 1.3 (SJ 413)	G13BB	11.88 - 08.90	1298	B	63 kW	1205	10
SJ413 (OS) 1.3 (SJ413)	G13A	09.84 - 08.90	1324	B	47 kW	1205	10
SJ413 Geländewagen offen (OS) 1.3 (SJ413)	G13A	01.85 - 12.85	1324	B	47 kW	1205	10
SPLASH (EX) 1.3 CDTI (A5B 413D)	D13A	01.08	1248	D	55 kW	1205	7
SPLASH (EX) 1.3 CDTI (A5B 413D)	Z 13 DTJ	01.08	1248	D	55 kW	1205	7
SUPER CARRY Bus (ED) 1.0 (SK410)	F10A	10.92 - 03.99	970	B	31 kW	1204	3
SUPER CARRY Bus (ED) 1.0 (SK410)	F10A	07.85 - 03.99	970	B	33 kW	1204	3
SUPER CARRY Bus (ED) 1.0 (SK410)	F10A	09.94 - 03.99	970	B	30 kW	1204	3
SUPER CARRY Kasten (ED) 1.0 (SK410)	F10A	09.87 - 07.92	970	B	30 kW	1204	3
SUPER CARRY Kasten (ED) 1.0 (SK410)	F10A	04.85 - 07.92	970	B	33 kW	1204	3
SUPER CARRY Kasten (ED) 1.0 (SK410)	F10A	01.08	970	B	31 kW	1204	3
SWACE (AMZ_) 1.8 Hybrid	2ZR-FXE	10.20	1798	B	75 kW	1207	15
SWACE (AMZ_) 1.8 Hybrid	2ZR-FXE	10.20	1798	B	90 kW	1207	15
SWIFT Cabriolet (SF413) 1.3 i (SF413, AK35, SY415, E35)	G13BA	09.91 - 10.96	1298	B	50 kW	1205	10
SWIFT Cabriolet (SF413) 1.3 i	G13B	01.92 - 10.96	1298	B	74 kW	1205	10
SWIFT I (AA) 1.3 (SA413, AA51)	G13A	10.84 - 03.89	1324	B	50 kW	1205	10
SWIFT I (AA) 1.3 (SA413, AA51/53)	G13A	10.84 - 03.89	1324	B	54 kW	1205	10
SWIFT I (AA) 1.3 (SA413, AA53)	G13A	08.86 - 03.89	1324	B	47 kW	1205	10
SWIFT I (AA) 1.3 GTI/GXi (SA413, AA33)	G13B	08.85 - 03.89	1298	B	74 kW	1205	10
SWIFT II Schrägheck (EA, MA) 1.3 (SF 413)	G13BA	03.89 - 10.96	1298	B	51 kW	1205	10

			ccm		kW		1 POS
SWIFT II Schrägheck (EA, MA) 1.3 (SF 413)	G13BA	03.89 - 12.97	1298	B	52 kW	1205	10
SWIFT II Schrägheck (EA, MA) 1.3 (SF 413)	G13BB	06.01 - 12.03	1298	B	63 kW	1205	10
SWIFT II Schrägheck (EA, MA) 1.3 (SF 413)	G13B	09.97 - 12.01	1298	B	59 kW	1205	10
SWIFT II Schrägheck (EA, MA) 1.3 (SF413, AB35)	G13A	03.89 - 05.01	1324	B	50 kW	1205	10
SWIFT II Schrägheck (EA, MA) 1.3 (SF413, AB35)	G13A	03.89 - 12.91	1324	B	52 kW	1205	10
SWIFT II Schrägheck (EA, MA) 1.3 (SF413, AB35)	G13BA	03.89 - 05.01	1298	B	50 kW	1205	10
SWIFT II Schrägheck (EA, MA) 1.3 4WD (SF413, AA35)	G13A	03.89 - 05.01	1324	B	50 kW	1205	10
SWIFT II Schrägheck (EA, MA) 1.3 4WD (SF413, AF35)	G13A	10.89 - 12.91	1324	B	52 kW	1205	10
SWIFT II Schrägheck (EA, MA) 1.3 GTi (SF413, AA34)	G13B	03.89 - 05.01	1298	B	74 kW	1205	10
SWIFT II Stufenheck (AH, AJ) 1.3 (SF413, AH35)	G13A	03.89 - 12.91	1324	B	52 kW	1205	10
SWIFT II Stufenheck (AH, AJ) 1.3 (SF413, AH35)	G13B	03.89 - 12.91	1298	B	52 kW	1205	10
SWIFT II Stufenheck (AH, AJ) 1.3 (SF413, AH35, MA)	G13A	12.90 - 12.95	1324	B	50 kW	1205	10
SWIFT II Stufenheck (AH, AJ) 1.3 (SF413, AH35, MA)	G13BA	12.90 - 12.95	1298	B	50 kW	1205	10
SWIFT II Stufenheck (AH, AJ) 1.3	G13BA	09.89 - 12.94	1298	B	52 kW	1205	10
SWIFT II Stufenheck (AH, AJ) 1.3	G13BA	10.90 - 07.97	1298	B	49 kW	1205	10
SWIFT III (MZ, EZ) 1.3 DDiS (RS 413D)	D13A	08.05	1248	D	55 kW	1205	7
SWIFT III (MZ, EZ) 1.3 DDiS (RS 413D)	Z 13 DTJ	08.05	1248	D	55 kW	1205	7
SWIFT III (MZ, EZ) 1.3 DDiS (RS 413D)	Z13DT	08.05	1248	D	51 kW	1205	7
SWIFT IV (FZ, NZ) 1.3 DDiS (AZG 413D)	D13A	10.10	1248	D	55 kW	1205	7
SX4 (EY, GY) 1.6 DDiS (RW 416D)	9HX	04.07	1560	D	66 kW	1206	11
SX4 (EY, GY) 1.9 DDiS (RW 419D)	D19AA	06.06	1910	D	88 kW	1207	16
SX4 (EY, GY) 1.9 DDiS 4x4 (RW 419D)	D19AA	06.06	1910	D	88 kW	1207	16
VITARA (ET) HDI (SE 420HDI)	RHP (DW10TD)	12.03 - 12.05	1997	D	64 kW	1208	18
VITARA (ET) HDI (SE 420HDI)	RHP	12.03 - 12.05	1997	D	64 kW	1208	18
VITARA (ET, TA, TD) 1.3 Allrad	G13A	09.88 - 12.89	1324	B	48 kW	1205	10
VITARA (ET, TA, TD) 1.9 D Allrad (SE 419TD)	XUD9A	01.95 - 08.99	1905	D	50 kW	1207	17
VITARA (ET, TA, TD) 1.9 D Allrad (SE 419TD)	XUD9SD	08.96 - 03.98	1905	D	55 kW	1207	17
VITARA (ET, TA, TD) 2.0 TD Allrad (SV 420D)	RF	12.94 - 03.98	1998	D	52 kW	1208	19
VITARA (ET, TA, TD) 2.0 TD Intercooler Allrad (SV 420D)	RF	12.95 - 08.99	1998	D	64 kW	1208	19
VITARA Cabrio (ET) 2.0 HDI (SE 420HDI)	RHP (DW10TD)	01.02 - 12.05	1997	D	64 kW	1208	18
VITARA Cabrio (ET) 2.0 HDI (SE 420HDI)	RHP	01.02 - 12.05	1997	D	64 kW	1208	18
VITARA Cabrio (ET, TA) 1.9 D (SE 419TD)	XUD9A	01.95 - 03.98	1905	D	50 kW	1207	17
VITARA Cabrio (ET, TA) 1.9 D (SE 419TD)	XUD9SD	08.96 - 03.99	1905	D	55 kW	1207	17
WAGON R (MC_) 1.0 (SL410)	F10A	01.98 - 06.03	970	B	40 kW	1204	3
WAGON R Schrägheck 1.2	Z 12 XEP	06.04 - 08.05	1229	B	59 kW	1205	8
WAGON R+ Schrägheck (MM) 1.2 (RB 412)	Z 12 XEP	01.05 - 12.08	1229	B	59 kW	1205	8
WAGON R+ Schrägheck (MM) 1.3 (RB 413)	G13BB	05.00 - 12.04	1298	B	56 kW	1205	10
WAGON R+ Schrägheck (MM) 1.3 4WD (RB 413)	G13BB	10.01	1298	B	56 kW	1205	10
WAGON R+ Schrägheck (MM) 1.3 DDiS (RB 413D)	Z13DT	09.03	1248	D	51 kW	1205	7



ENGINE	\varnothing	4	ccm	kW			1 POS
2ZR-FXE	80,500	4	1798	70 - 132 kW	B	1207	15
8HY	73,700	4	1398	66 kW	D	1205	9
9HX	75,000	4	1560	66 kW	D	1206	11
C 14 SE	77,600	4	1389	60 - 63 kW	B	1206	13
D13A	69,600	4	1248	55 kW	D	1205	7
D19AA	82,000	4	1910	88 kW	D	1207	16
DHV (XUD9BSD)	83,000	4	1905	55 kW	D	1207	17
DHW (XUD9SD)	83,000	4	1905	55 kW	D	1207	17
F10AC	65,500	4	970	39 kW	B	1204	4
F10A	65,500	4	970	29 - 40 kW	B	1204	3
F5A	62,000	3	543	16 - 29 kW	B	1204	1
F8A	62,000	4	797	27 - 29 kW	B	1204	2
F8B	68,500	3	796	25 - 30 kW	B	1204	5
F8D	68,500	3	796	35 kW	B	1205	6
F9QB	80,000	4	1870	95 kW	D	1207	14
G13A	74,000	4	1324	44 - 54 kW	B	1205	10
G13BA	74,000	4	1298	47 - 59 kW	B	1205	10

ENGINE	\varnothing	4	ccm	kW			1 POS
G13BB	74,000	4	1298	56 - 63 kW	B	1205	10
G13B	74,000	4	1298	44 - 74 kW	B	1205	10
K9K 266	76,000	4	1461	63 kW	D	1206	12
K9K 700	76,000	4	1461	48 - 50 kW	D	1206	12
RFS	86,000	4	1998	52 kW	D	1208	20
RF	86,000	4	1998	52 - 68 kW	D	1208	19
RHP (DW10TD)	85,000	4	1997	64 kW	D	1208	18
RHP	85,000	4	1997	64 kW	D	1208	18
RHW	85,000	4	1997	80 kW	D	1208	18
RHZ	85,000	4	1997	80 kW	D	1208	18
XUD9A	83,000	4	1905	50 kW	D	1207	17
XUD9SD	83,000	4	1905	55 kW	D	1207	17
XUD9	83,000	4	1905	46 - 50 kW	D	1207	17
Z 12 XEP	73,400	4	1229	59 kW	B	1205	8
Z 13 DTJ	69,600	4	1248	55 kW	D	1205	7
Z13DT	69,600	4	1248	51 kW	D	1205	7



Type

62,000 mm

1

F5A

433506-00-3									3 pairs
-25-3	1-3	PL	AL	37,981	40,998	18,011	↑ LO1	1,491	
-50-3				37,991	41,021		↓ LO1		
-75-3									

62,000 mm

2

F8A

403503-00-4									5 pairs
-25-4	1-5	HL	AL	49,974	53,997	20,000	↑ LO1G	1,990	
-50-4				49,989	54,018		↓ LO1G		
-75-4									
431402-00-3									3 pairs
-25-3	1-3	PL	AL		41,000	18,000	↑ L	1,490	
-50-3					41,000		↓ L		
431402-00-4									4 pairs
-25-4	1-4	PL	AL		41,000	18,000	↑ O1	1,490	
-50-4					41,000		↓ O1		
433506-00-4									4 pairs
-25-4	1-4	PL	AL	37,981	40,998	18,011	↑ LO1	1,491	
-50-4				37,991	41,021		↓ LO1		
-75-4									

65,500 mm

3

F10A

403503-00-4									5 pairs
-25-4	1-5	HL	AL	49,974	53,997	20,000	↑ LO1G	1,990	
-50-4				49,989	54,018		↓ LO1G		
-75-4									
431402-00-3									3 pairs
-25-3	1-3	PL	AL		41,000	18,000	↑ L	1,490	
-50-3					41,000		↓ L		
431402-00-4									4 pairs
-25-4	1-4	PL	AL		41,000	18,000	↑ O1	1,490	
-50-4					41,000		↓ O1		
433506-00-4									4 pairs
-25-4	1-4	PL	AL	37,981	40,998	18,011	↑ LO1	1,491	
-50-4				37,991	41,021		↓ LO1		
-75-4									

65,500 mm

4

F10AC

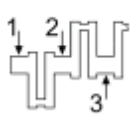
403503-00-4									5 pairs
-25-4	1-5	HL	AL	49,974	53,997	20,000	↑ LO1G	1,990	
-50-4				49,989	54,018		↓ LO1G		
-75-4									
433506-00-4									4 pairs
-25-4	1-4	PL	AL	37,981	40,998	18,011	↑ LO1	1,491	
-50-4				37,991	41,021		↓ LO1		
-75-4									

68,500 mm

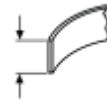
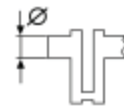
5

F8B

403511-00-3									4 pairs
-25-3	1-4	HL	AL	49,989	53,995	16,990	↑ LO1G	1,989	
-50-3				50,010	54,010		↓ LO1G		
-75-3									
433506-00-3									3 pairs
-25-3	1-3	PL	AL	37,981	40,998	18,011	↑ LO1	1,491	
-50-3				37,991	41,021		↓ LO1		
-75-3									



Type



68,500 mm

6

F8D									
433506-00-3 3 pairs									
-25-3	1-3	PL	AL	37,981	40,998	18,011	↑ LO1	1,491	
-50-3				37,991	41,021		↓ LO1		
-75-3									

69,600 mm

7

D13A , Z 13 DTJ , Z13DT ,									
403502-00-4 5 pairs									
-25-4	1,2,4,5	HL	AL	50,982	54,710	19,000	↑ LO2G	1,840	4 pairs
-50-4				51,000	54,722		↓ L		
	3	FL	AL	50,982	54,710	23,950	↑ LO2G	1,840	1 pair
		↓ HL		51,000	54,722	↓ 19,000	↓ L		
433504-00-4 4 pairs									
-25-4	1-4	PL	CU2	42,582	45,734	20,000	↑ O1	1,552	
-50-4				42,600	45,744		↓		

73,400 mm

8

Z 12 XEP									
403508-00-4 * 5 pairs									
-25-4	1,2,4,5	HL	AL	49,984	54,000	17,100	↑ LO1G	1,995	4 pairs
-50-4				49,997	54,013		↓ LO1G		
	3	FL	AL	49,984	54,000	22,900	↑ LO1G	1,995	1 pair
				49,997	54,013		↓ LO1G		
433508-00-4 4 pairs									
-25-4	1-4	PL	AL	42,971	46,000	13,200	↑ L	1,501	
-50-4				42,987	46,012		↓ L		

73,700 mm

9

8HY									
401103-00-4 5 pairs									
-25-4	1-5	HL	AL	49,962	53,655	19,900	↑ LO1G	1,833	
-30-4				49,981	53,674		↓		
-50-4									
-80-4									
411102-00-1 1 pair									
-10-1		AS	AL	55,200	71,350		↑ L G	2,480	
-15-1				55,480	71,700		↓ L G		
431103-00-4 4 pairs									
-30-4	1-4	PL	CU3	44,975	48,665	17,050		1,820	
-50-4				44,991	48,671				
-80-4									
441105-00-4 4 pairs									
	1-4	PB	CU2	24,995	28,000	19,980	↑ O1G	1,700	
				25,000	28,021		↓		

74,000 mm

10

G13A , G13BA , G13BB , G13B ,									
403512-00-4 5 pairs									
-25-4	1-5	HL	AL	44,980	49,000	18,100	↑ LO1	2,000	
-50-4				44,980	49,000		↓ LO1		
-75-4									
433512-00-4 4 pairs									
-25-4	1-4	PL	AL	41,980	45,020	18,100	↑ L	1,490	
-50-4				41,980	45,020		↓ L		
-75-4									



75,000 mm 11

9HX

401103-00-4								5 pairs
-25-4	1-5	HL	AL	49,962	53,655	19,900	↑ LO1G	1,833
-30-4				49,981	53,674		↓	
-50-4								
-80-4								
411102-00-1								1 pair
-10-1		AS	AL	55,200	71,350		↑ L G	2,480
-15-1				55,480	71,700		↓ L G	
432109-00-4								4 pairs
-25-4	1-4	PL	AL	46,975	50,655	17,000		1,818
-30-4				46,991	50,674			
-50-4								
-80-4								
432112-00-4								4 pairs
-30-4	1-4	PL	CU2	46,975	50,655	17,000		1,818
-50-4				46,991	50,674			
-80-4								
442101-00-4								4 pairs
	1-4	PB	CU2	26,000	29,000	19,980	↑ O1G	1,700
				26,000	29,021		↓	

76,000 mm 12

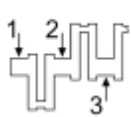
K9K 266 , K9K 700 ,

403804-00-4								5 pairs
-25-4	1-5	HL	AL	47,990	51,936	19,500	↑ O2G	1,950
-50-4				48,010	51,949		↓	
-75-4								
413802-00-1								1 pair
-10-1		AS	AL	52,710	73,410		↑ G	2,840
-15-1				53,210	73,910		↓ G	
433805-00-4								4 pairs
-25-4	1-4	PL	AL	43,964	47,614	20,750		1,807
-50-4				43,980	47,625	↓ 17,750		
-75-4								
443808-00-4								4 pairs
	1-4	PB	CU2 LF	25,995	28,500	22,500	↑ O2	1,420
				26,000	28,521		↓	

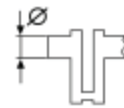
77,600 mm 13

C 14 SE

400301-00-4 *								5 pairs	
-25-4	1,2,4,5	HL	AL	54,972	59,000	19,500	↑ LO1G	2,001	4 pairs
-50-4				54,985	59,013		↓ LO1G		
-75-4									
-100-4	3	FL	AL	54,972	59,000	25,900	↑ LO1G	2,001	1 pair
-125-4				54,985	59,013		↓ LO1G		
430302-00-4								4 pairs	
-25-4	1-4	PL	AL	42,971	46,000	16,600	↑ LO1	1,497	
-50-4				42,987	46,012		↓ LO1		
-75-4									
-100-4									
-125-4									



Type



80,000 mm

14

F9QB

403803-00-4										5 pairs
-25-4	1-5	HL	AL	54,785	58,731	18,500	↑	O2G	1,954	
-50-4				54,795	58,744		↓			
-75-4										
413803-00-1										1 pair
-10-1		AS	AL	60,500	79,750		↑	G	2,350	
-15-1				60,750	80,000		↓	G		
433521-00-4										4 pairs
-25-4	1-4	PL	AL	48,000	51,587	20,500			1,776	
-50-4				48,020	51,606					

80,500 mm

15

2ZR-FXE

411403-00-1										1 pair
-10-1		AS	AL	53,500	70,000		↑	G	2,490	
				53,500	70,000		↓	G		

82,000 mm

16

D19AA

403515-00-4										5 pairs
-25-4	1-5	HL	AL	59,986	63,705	20,750	↑	LO2G	1,844	
-50-4				60,000	63,718		↓	L		
412004-00-1										1 pair
-10-1	1	AS	AL	67,785	82,425		↑	G	2,485	
-15-1				68,040	85,677		↓	G		

83,000 mm

17

DHV (XUD9BSD), DHW (XUD9SD), XUD9A, XUD9SD, XUD9,

403701-00-4										5 pairs
-30-4	1-5	HL	AL	59,981	63,731	20,290	↑	LO1G	1,845	
-50-4				60,000	63,750		↓	L		
-80-4										
-100-4										
411101-00-2										2 pairs
-10-2		AS	CU2	67,050	83,050		↑	L G	2,330	
-15-2				67,300	83,300		↓	G		
433701-00-4										4 pairs
-30-4	1-4	PL	AL	49,984	53,695	20,050	↑	L	1,830	
-50-4				50,000	53,708		↓	L		
-80-4										
-100-4										
443701-00-4										4 pairs
	1-4	PB	CU2	25,007	27,200	24,050	↑	O1G	1,440	
				25,020	27,221		↓			



85,000 mm **18**

RHP (DW10TD), RHP, RHW, RHZ,

403701-00-4										5 pairs
-30-4	1-5	HL	AL	59,981	63,731	20,290	↑ LO1G		1,845	
-50-4				60,000	63,750		↓ L			
-80-4										
-100-4										
411101-00-2										2 pairs
-10-2		AS	CU2	67,050	83,050		↑ L G		2,330	
-15-2				67,300	83,300		↓ G			
431106-00-4										4 pairs
-30-4	1-4	PL	CU3	49,984	53,695	20,000	↑ L		1,838	
-50-4			↓ AL	50,000	53,708		↓ L			
-80-4										
-100-4										
441103-00-4										4 pairs
	1-4	PB	CU2	27,997	30,200	24,050	↑ O G		1,300	
				28,000	30,225		↓			

86,000 mm **19**

RF

405303-00-4										5 pairs
-25-4	1,2,4,5	HL	AL	59,938	63,997	19,126	↑ LO1G		2,007	4 pairs
-50-4				59,964	64,018		↓ LO1G			
	3	HL	AL	59,938	63,997	21,132	↑ LO1G		2,007	1 pair
				59,964	64,018		↓ LO1G			
435304-00-4										4 pairs
-25-4	1-4	PL	AL	50,934	53,997	21,132	↑ LO1		1,509	
-50-4				50,949	54,018		↓ LO1			
-75-4										
-100-4										
-125-4										







86,000 mm **20**

RFS

403701-00-4										5 pairs
-30-4	1-5	HL	AL	59,981	63,731	20,290	↑ LO1G		1,845	
-50-4				60,000	63,750		↓ L			
-80-4										
-100-4										
413701-00-2										2 pairs
-10-2	1-2	AS	AL	67,050	83,050		↑ G		1,880	
-15-2				67,300	83,300		↓ L G			



1307-1510 Simca 1307 1.3S	6G1D	07.75 - 12.78	1294	B	60 kW	1214	12
1307-1510 Simca 1307 1.3	6G1D	01.78 - 08.81	1294	B	40 kW	1214	12
1307-1510 Simca 1307 1.3	6G1D	09.75 - 01.80	1294	B	44 kW	1214	12
1307-1510 Simca 1308 1.4	6Y2D	11.78 - 08.80	1424	B	55 kW	1214	11
1307-1510 Simca 1308 1.4	6Y2	11.78 - 08.80	1424	B	55 kW	1214	12
1307-1510 Simca 1308 1.4	6Y2	11.78 - 08.81	1424	B	63 kW	1214	12
1307-1510 Simca 1510 1.4	6G1	01.80 - 04.84	1424	B	51 kW	1214	11
1307-1510 Simca 1510 1.4	6Y2D	01.80 - 04.81	1424	B	55 kW	1214	11
1307-1510 Simca 1510 1.4	6Y2	01.80 - 04.81	1424	B	63 kW	1214	12
EXPRESS 1000 -1500 Bus 1.8	XM7T	07.83 - 10.90	1796	B	51 kW	1215	15
EXPRESS 1000 -1500 Bus 1.9 D	XUD9A	07.87 - 10.90	1905	D	51 kW	1215	14
EXPRESS 1000 -1500 Bus 2.0	XN1TA	07.82 - 10.90	1971	B	57 kW	1216	16
EXPRESS 1000 -1500 Bus 2.5 D	CRD93	07.82 - 10.94	2498	D	54 kW	1216	17
EXPRESS 1000 -1500 Bus 2.5 TD	CRD93LS	06.87 - 10.94	2498	D	70 kW	1216	18
EXPRESS 1000 -1500 Pritsche/Fahrgestell 2.0	XN1TA	07.82 - 10.94	1971	B	57 kW	1216	16
EXPRESS 1000 -1500 Pritsche/Fahrgestell 2.5 D Allrad	CRD93	11.88 - 10.94	2498	D	54 kW	1216	17
EXPRESS 1000 -1500 Pritsche/Fahrgestell 2.5 D	CRD93	07.82 - 10.94	2498	D	54 kW	1216	17
EXPRESS 1000 -1500 Pritsche/Fahrgestell 2.5 TD Allrad	CRD93LS	11.88 - 10.94	2498	D	70 kW	1216	18
EXPRESS 1000 -1500 Pritsche/Fahrgestell 2.5 TD	CRD93LS	06.87 - 10.94	2498	D	70 kW	1216	18
EXPRESS 1000 -1800 Kasten 1.8	XM7T	07.81 - 10.90	1796	B	51 kW	1215	15
EXPRESS 1000 -1800 Kasten 1.9 D	XUD9A	07.87 - 10.90	1905	D	51 kW	1215	14
EXPRESS 1000 -1800 Kasten 2.0	XN1TA	07.82 - 10.90	1971	B	57 kW	1216	16
EXPRESS 1000 -1800 Kasten 2.5 D Allrad	CRD93	11.88 - 10.94	2498	D	54 kW	1216	17
EXPRESS 1000 -1800 Kasten 2.5 D	CRD93	07.82 - 10.94	2498	D	54 kW	1216	17
EXPRESS 1000 -1800 Kasten 2.5 TD Allrad	CRD93LS	11.88 - 10.94	2498	D	70 kW	1216	18
EXPRESS 1000 -1800 Kasten 2.5 TD	CRD93LS	06.87 - 10.94	2498	D	70 kW	1216	18
HORIZON 1.1	2E1A	01.79 - 09.84	1118	B	43 kW	1213	7
HORIZON 1.1	E1B	01.79 - 09.84	1118	B	40 kW	1213	7
HORIZON 1.3	2G1-BTC	09.81 - 06.86	1294	B	40 kW	1214	12
HORIZON 1.3	2G1-BTC	09.78 - 09.84	1294	B	43 kW	1214	12
HORIZON 1.3	2G1-BTC	02.78 - 12.85	1294	B	50 kW	1214	12
HORIZON 1.3	2G1	02.78 - 12.85	1294	B	50 kW	1214	12
HORIZON 1.4	2Y1B	02.82 - 09.84	1424	B	48 kW	1214	12
HORIZON 1.4	2Y1	07.79 - 06.86	1442	B	51 kW	1214	12
HORIZON 1.4	2Y2	07.79 - 06.86	1424	B	61 kW	1214	12
HORIZON 1.4	Y2	07.79 - 06.86	1442	B	61 kW	1214	12
HORIZON 1.9 Diesel	XUD9	07.84 - 06.86	1905	D	47 kW	1215	14
HORIZON 1.9 Diesel	XUD9	07.82 - 06.86	1905	D	48 kW	1215	14
MATRA BAGHEERA 1.3 (X3550)	3G4	01.74 - 03.78	1294	B	62 kW	1214	12
MATRA BAGHEERA 1.4 (X6)	6Y4	11.79 - 09.80	1442	B	66 kW	1214	12
MATRA BAGHEERA 1.4 (X6)	Y2	11.79 - 09.80	1442	B	62 kW	1214	12
MATRA BAGHEERA 1.4 (X6550)	6Y4	12.75 - 11.79	1442	B	66 kW	1214	12
SAMBA Cabriolet 1.4 (51E642)	XY8	01.81 - 06.86	1361	B	58 kW	1213	9
SAMBA 0.9 (51A601, 51A591)	5C1(XV5)	01.81 - 12.85	947	B	31 kW	1212	2
SAMBA 1.1 (51A611, 51A702)	XW7	01.81 - 06.86	1124	B	37 kW	1213	5
SAMBA 1.4 (51A632)	XY7	01.81 - 06.86	1361	B	53 kW	1213	8
SAMBA 1.4 (51A632)	XY8	01.81 - 06.86	1361	B	53 kW	1213	9
SAMBA 1.4 (51A642)	150 D	06.83 - 10.86	1351	B	44 kW	1213	8
SAMBA 1.4 Rallye (51A642)	XY8	01.83 - 10.86	1361	B	58 kW	1213	9
SIMCA 1000 0.9 GL, GLS	349/S	10.61 - 05.72	944	B	32 kW	1212	1
SIMCA 1000 0.9 LS, GL	349/S	10.70 - 09.75	944	B	32 kW	1212	1
SIMCA 1000 0.9	1D1	10.61 - 09.75	944	B	29 kW	1212	1
SIMCA 1000 1.1 Rallye	351	10.70 - 09.72	1118	B	39 kW	1213	7
SIMCA 1000 1.3 Rallye 1	1G1	10.72 - 09.77	1294	B	44 kW	1214	12
SIMCA 1000 1.3 Rallye 2	1G4	09.72 - 09.76	1294	B	60 kW	1214	11
SIMCA 1000 1.3 Rallye 2	1G4	10.76 - 09.77	1294	B	63 kW	1214	11
SIMCA 1000 1.3 Rallye 3	1G4	01.78 - 12.78	1294	B	76 kW	1214	11
SIMCA 1000 1.3 Spezial	1G1	08.74 - 09.77	1294	B	44 kW	1214	12
SIMCA 1000 1005 LS, GLS	1D1	10.76 - 07.78	944	B	29 kW	1212	1
SIMCA 1000 1006 SR, GLS	30	10.76 - 07.78	1118	B	40 kW	1213	6
SIMCA 1100 Break/Tourisme 1.1	30	10.68 - 05.72	1118	B	41 kW	1213	6
SIMCA 1100 Break/Tourisme 1.1	3E1A	10.76 - 09.79	1118	B	44 kW	1213	7

	 ENGINE	 00000	ccm		kW		 1 POS
SIMCA 1100 Break/Tourisme 1.1	E1/BTC	10.76 - 01.80	1118	B	37 kW	1213	7
SIMCA 1100 Schrägheck 1.1 LE,LX,GLS,ES	30	10.76 - 01.80	1118	B	37 kW	1213	6
SIMCA 1100 Schrägheck 1.1 LE,LX,GLS,ES	3E1A	10.76 - 01.80	1118	B	43 kW	1213	7
SIMCA 1100 Schrägheck 1.1 LS,GLS	E1/BTC	11.73 - 09.77	1118	B	40 kW	1213	7
SIMCA 1100 Schrägheck 1.3 Spezial TI	3G4	10.72 - 09.77	1294	B	60 kW	1214	12
SIMCA 1200 S Coupe 1.2	354	10.68 - 03.72	1204	B	59 kW	1213	7
SOLARA 1.3	6G1D/VP	02.80 - 07.86	1294	B	40 kW	1214	12
TAGORA 2.3 Turbo Diesel	XD2S	08.81 - 12.87	2304	D	59 kW	1217	20



ENGINE	\varnothing	ccm	kW		1 POS	ENGINE	\varnothing	ccm	kW		1 POS				
150 D	75,000	4	1351	44 kW	B	1213	8	CRD93LS	93,000	4	2498	70 kW	D	1216	18
1D1	68,000	4	944	29 kW	B	1212	1	CRD93	93,000	4	2498	54 - 55 kW	D	1216	17
1G1	76,700	4	1294	44 kW	B	1214	12	E1/BTC	74,000	4	1118	36 - 41 kW	B	1213	7
1G4	76,700	4	1294	60 - 76 kW	B	1214	11	E1B	74,000	4	1118	40 kW	B	1213	7
2E1A	74,000	4	1118	43 kW	B	1213	7	G1E/ECO	76,700	4	1294	49 kW	B	1214	12
2G1-BTC	76,700	4	1294	40 - 50 kW	B	1214	12	XD2S	94,000	4	2304	59 kW	D	1217	20
2G1	76,700	4	1294	50 kW	B	1214	12	XD2	94,000	4	2304	44 - 53 kW	D	1216	19
2Y1B	76,700	4	1424	48 kW	B	1214	12	XM7T	84,000	4	1796	50 - 51 kW	B	1215	15
2Y1	76,700	4	1442	51 kW	B	1214	12	XN1TACP Kat.	88,000	4	1971	72 kW	B	1216	16
2Y2	76,700	4	1424	61 kW	B	1214	12	XN1TA	88,000	4	1971	55 - 69 kW	B	1216	16
30	74,000	4	1118	37 - 41 kW	B	1213	6	XUD9A	83,000	4	1905	51 kW	D	1215	14
349/S	68,000	4	944	32 kW	B	1212	1	XUD9	83,000	4	1905	47 - 48 kW	D	1215	14
351	74,000	4	1118	39 kW	B	1213	7	XV 5	70,000	4	954	31 - 34 kW	B	1212	3
354	74,000	4	1204	59 kW	B	1213	7	XV 8	70,000	4	954	33 kW	B	1212	4
3E1A	74,000	4	1118	43 - 44 kW	B	1213	7	XW3	72,000	4	1124	42 kW	B	1213	5
3G4	76,700	4	1294	60 - 62 kW	B	1214	12	XW7	72,000	4	1124	37 kW	B	1213	5
5C1(XV5)	70,000	4	947	31 - 33 kW	B	1212	2	XY 6B	75,000	4	1360	44 - 53 kW	B	1213	9
6G1D/VP	76,700	4	1294	40 kW	B	1214	12	XY7	75,000	4	1361	53 kW	B	1213	8
6G1D	76,700	4	1294	40 - 60 kW	B	1214	12	XY8	75,000	4	1361	53 - 58 kW	B	1213	9
6G1	76,700	4	1424	51 kW	B	1214	11	XZ7R	75,000	4	1219	65 - 66 kW	B	1214	10
6Y1	76,700	4	1442	51 kW	B	1214	12	Y1B/ECO	76,700	4	1442	47 - 61 kW	B	1214	13
6Y2-BTC	76,700	4	1442	55 kW	B	1214	12	Y2 BTC	76,700	4	1442	63 kW	B	1214	12
6Y2D	76,700	4	1424	55 kW	B	1214	11	Y2/BTC	76,700	4	1442	62 kW	B	1214	12
6Y2	76,700	4	1424	55 - 63 kW	B	1214	12	Y2D/VP	76,700	4	1442	55 kW	B	1214	12
6Y4	76,700	4	1442	62 - 66 kW	B	1214	12	Y2	76,700	4	1442	61 - 63 kW	B	1214	12



68,000 mm 1

1D1, 349/S,

401112-00-4 5 pairs									
-20-4	1,2,4,5	HL	AL	51,966 51,976	55,882 55,892	18,680	↑ LO2G ↓ L	1,924	4 pairs
	3	HL	AL	51,966 51,976	55,882 55,892	24,680	↑ LO1G ↓ LO1	1,924	1 pair
431107-00-4 4 pairs									
-20-4	1-4	PL	CU3	40,959 40,967	44,005 44,013	19,240	↑ L ↓ L	1,509	
431113-00-4 4 pairs									
	1-4	PL	AL	40,959 40,967	44,005 44,013	19,240	↑ L ↓ L	1,509	

70,000 mm 2

5C1(XV5)

431104-00-4 4 pairs									
-30-4	1-4	PL	AL	44,975	48,655	19,750	↑ L	1,820	
-50-4				44,991	48,671		↓ L		
-80-4									
-100-4									
-125-4									

70,000 mm 3

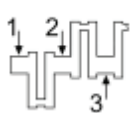
XV 5

411103-00-1 1 pair									
-10-1		AS	CU2	55,250	71,450		↑ L G	2,400	
-15-1				55,500	71,700		↓ L G		
411110-00-1 1 pair									
-10-1	1	AS	AL	55,250	71,450		↑ L G	2,450	
-15-1				55,500	71,700		↓ L G		
431104-00-4 4 pairs									
-30-4	1-4	PL	AL	44,975	48,655	19,750	↑ L	1,820	
-50-4				44,991	48,671		↓ L		
-80-4									
-100-4									
-125-4									

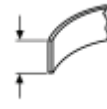
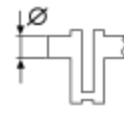
70,000 mm 4

XV 8

401106-00-4 5 pairs									
-30-4	2,4	HL	AL	49,965	53,655	17,290	↑ LO2G	1,832	2 pairs
-50-4				49,981	53,674		↓ LO2G		
-80-4	1,3,5	HL	AL	49,965	53,655	17,290	↑ LO2	1,832	3 pairs
				49,981	53,674		↓ LO2		
411110-00-1 1 pair									
-10-1	1	AS	AL	55,250	71,450		↑ L G	2,450	
-15-1				55,500	71,700		↓ L G		
431104-00-4 4 pairs									
-30-4	1-4	PL	AL	44,975	48,655	19,750	↑ L	1,820	
-50-4				44,991	48,671		↓ L		
-80-4									
-100-4									
-125-4									



Type



72,000 mm

5

XW3, XW7,

411103-00-1 1 pair

-10-1		AS	CU2	55,250	71,450		↑ L	G	2,400
-15-1				55,500	71,700		↓ L	G	

411110-00-1 1 pair

-10-1	1	AS	AL	55,250	71,450		↑ L	G	2,450
-15-1				55,500	71,700		↓ L	G	

431104-00-4 4 pairs

-30-4	1-4	PL	AL	44,975	48,655	19,750	↑ L		1,820
-50-4				44,991	48,671		↓ L		
-80-4									
-100-4									
-125-4									

74,000 mm

6

30

401112-00-4 5 pairs

-20-4	1,2,4,5	HL	AL	51,966	55,882	18,680	↑ LO2G		1,924	4 pairs
				51,976	55,892		↓ L			
	3	HL	AL	51,966	55,882	24,680	↑ LO1G		1,924	1 pair
				51,976	55,892		↓ LO1			

431107-00-4 4 pairs

-20-4	1-4	PL	CU3	40,959	44,005	19,240	↑ L		1,509
				40,967	44,013		↓ L		

74,000 mm

7

2E1A, 351, 354, 3E1A, E1/BTC, E1B,

401112-00-4 5 pairs

-20-4	1,2,4,5	HL	AL	51,966	55,882	18,680	↑ LO2G		1,924	4 pairs
				51,976	55,892		↓ L			
	3	HL	AL	51,966	55,882	24,680	↑ LO1G		1,924	1 pair
				51,976	55,892		↓ LO1			

431107-00-4 4 pairs

-20-4	1-4	PL	CU3	40,959	44,005	19,240	↑ L		1,509
				40,967	44,013		↓ L		

431113-00-4 4 pairs

	1-4	PL	AL	40,959	44,005	19,240	↑ L		1,509
				40,967	44,013		↓ L		

75,000 mm

8

150 D, XY7,

411110-00-1 1 pair

-10-1	1	AS	AL	55,250	71,450		↑ L	G	2,450
-15-1				55,500	71,700		↓ L	G	

431104-00-4 4 pairs

-30-4	1-4	PL	AL	44,975	48,655	19,750	↑ L		1,820
-50-4				44,991	48,671		↓ L		
-80-4									
-100-4									
-125-4									

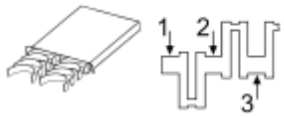
75,000 mm

9

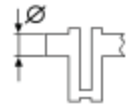
XY 6B, XY8,

431104-00-4 4 pairs

-30-4	1-4	PL	AL	44,975	48,655	19,750	↑ L		1,820
-50-4				44,991	48,671		↓ L		
-80-4									
-100-4									
-125-4									



Type



75,000 mm

10

XZ7R

411103-00-1										1 pair
-10-1		AS	CU2	55,250	71,450		↑ L	G	2,400	
-15-1				55,500	71,700		↓ L	G		
411110-00-1										1 pair
-10-1	1	AS	AL	55,250	71,450		↑ L	G	2,450	
-15-1				55,500	71,700		↓ L	G		
431104-00-4										4 pairs
-30-4	1-4	PL	AL	44,975	48,655	19,750	↑ L		1,820	
-50-4				44,991	48,671		↓ L			
-80-4										
-100-4										
-125-4										

76,700 mm

11

1G4 , 6G1 , 6Y2D ,

401112-00-4										5 pairs
-20-4	1,2,4,5	HL	AL	51,966	55,882	18,680	↑ L O2G		1,924	4 pairs
				51,976	55,892		↓ L			
	3	HL	AL	51,966	55,882	24,680	↑ L O1G		1,924	1 pair
				51,976	55,892		↓ L O1			

76,700 mm

12

1G1 , 2G1-BTC , 2G1 , 2Y1B , 2Y1 , 2Y2 , 3G4 , 6G1D/VP , 6G1D , 6Y1 , 6Y2-BTC , 6Y2 , 6Y4 , G1E/ECO , Y2 BTC , Y2/BTC , Y2D/VP , Y2 ,

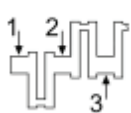
401112-00-4										5 pairs
-20-4	1,2,4,5	HL	AL	51,966	55,882	18,680	↑ L O2G		1,924	4 pairs
				51,976	55,892		↓ L			
	3	HL	AL	51,966	55,882	24,680	↑ L O1G		1,924	1 pair
				51,976	55,892		↓ L O1			
431107-00-4										4 pairs
-20-4	1-4	PL	CU3	40,959	44,005	19,240	↑ L		1,509	
				40,967	44,013		↓ L			
431113-00-4										4 pairs
	1-4	PL	AL	40,959	44,005	19,240	↑ L		1,509	
				40,967	44,013		↓ L			

76,700 mm

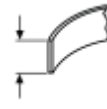
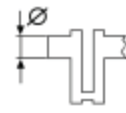
13

Y1B/ECO

431107-00-4										4 pairs
-20-4	1-4	PL	CU3	40,959	44,005	19,240	↑ L		1,509	
				40,967	44,013		↓ L			
431113-00-4										4 pairs
	1-4	PL	AL	40,959	44,005	19,240	↑ L		1,509	
				40,967	44,013		↓ L			



Type



83,000 mm

14

XUD9A, XUD9,

403701-00-4 **5 pairs**

-30-4	1-5	HL	AL	59,981	63,731	20,290	↑ LO1G	1,845
-50-4				60,000	63,750		↓ L	
-80-4								
-100-4								

411101-00-2 **2 pairs**

-10-2		AS	CU2	67,050	83,050		↑ L G	2,330
-15-2				67,300	83,300		↓ G	

433701-00-4 **4 pairs**

-30-4	1-4	PL	AL	49,984	53,695	20,050	↑ L	1,830
-50-4				50,000	53,708		↓ L	
-80-4								
-100-4								

443701-00-4 **4 pairs**

	1-4	PB	CU2	25,007	27,200	24,050	↑ O1G	1,440
				25,020	27,221		↓	

84,000 mm

15

XM7T

401104-00-4 **5 pairs**

-30-4	1	HL	AL	59,401	63,227	29,500	↑ LO1G	1,888	1 pair
-50-4				59,416	63,246		↓ LO1G		
-80-4									
-100-4	2	HL	AL	58,548	62,384	21,500	↑ LO1	1,888	1 pair
-125-4				58,573	62,403		↓ LO1		
-150-4	3	HL	AL	57,174	61,000	29,500	↑ LO1G	1,888	1 pair
				57,189	61,019		↓ LO1G		
	4	HL	AL	56,140	59,976	21,500	↑ LO1	1,888	1 pair
				56,165	59,995		↓ LO1		
	5	HL	AL	54,905	58,731	29,350	↑ LO1G	1,888	1 pair
				54,920	58,750		↓ LO1G		

401105-00-4 **5 pairs**

-30-4	1	HL	AL	59,401	63,227	29,500	↑ LO2G	1,900	1 pair
-50-4				59,416	63,246		↓ L		
-80-4									
-100-4	2	HL	AL	58,548	62,384	21,500	↑ LO2G	1,900	1 pair
-125-4				58,573	62,403		↓ LO1		
	3	HL	AL	57,174	61,000	29,500	↑ LO1G	1,900	1 pair
				57,189	61,019		↓ L		
	4	HL	AL	56,140	59,976	21,500	↑ LO2G	1,900	1 pair
				56,165	59,995		↓ LO1		
	5	HL	AL	54,905	58,731	29,350	↑ LO1G	1,900	1 pair
				54,920	58,750		↓ L		

431105-00-4 **4 pairs**

-30-4	1-4	PL	AL	49,975	53,655	23,400	↑ LO1	1,818
-50-4				49,991	53,674		↓ LO1	
-80-4								
-100-4								
-125-4								
-150-4								



88,000 mm	16
------------------	-----------

XN1TACP Kat. , XN1TA ,

401105-00-4										5 pairs
-30-4	1	HL	AL	59,401	63,227	29,500	↑ LO2G	1,900	1 pair	
-50-4				59,416	63,246		↓ L			
-80-4										
-100-4	2	HL	AL	58,548	62,384	21,500	↑ LO2G	1,900	1 pair	
-125-4				58,573	62,403		↓ LO1			
	3	HL	AL	57,174	61,000	29,500	↑ LO1G	1,900	1 pair	
				57,189	61,019		↓ L			
	4	HL	AL	56,140	59,976	21,500	↑ LO2G	1,900	1 pair	
				56,165	59,995		↓ LO1			
	5	HL	AL	54,905	58,731	29,350	↑ LO1G	1,900	1 pair	
				54,920	58,750		↓ L			

431105-00-4										4 pairs
-30-4	1-4	PL	AL	49,975	53,655	23,400	↑ LO1	1,818		
-50-4				49,991	53,674		↓ LO1			
-80-4										
-100-4										
-125-4										
-150-4										

93,000 mm	17
------------------	-----------

CRD93

401107-00-4										5 pairs
-25-4	1-5	HL	AL	67,035	71,695	28,700	↑ LO2G	2,317		
-50-4				67,050	71,705		↓ LO2G			
-75-4										

431108-00-4										4 pairs
-25-4	1-4	PL	AL	53,990	57,675	24,500	↑ LO1G	1,826		
-50-4				54,005	57,685		↓ LO1			
-75-4										

441104-00-4										4 pairs
	1-4	PB	CU2	30,008	33,000	31,900	↑ O2	1,800		
				30,014	33,033		↓			

93,000 mm	18
------------------	-----------

CRD93LS

401107-00-4										5 pairs
-25-4	1-5	HL	AL	67,035	71,695	28,700	↑ LO2G	2,317		
-50-4				67,050	71,705		↓ LO2G			
-75-4										

94,000 mm	19
------------------	-----------

XD2

402101-00-4										5 pairs
-30-4	1,3,5	HL	AL	59,994	63,737	30,000	↑ LO2G	1,837	3 pairs	
-50-4				60,021	63,750		↓ L			
-80-4										
-100-4	2,4	HL	AL	59,994	63,737	24,000	↑ LO1G	1,837	2 pairs	
				60,021	63,750		↓ L			

432101-00-4										4 pairs
-30-4	1-4	PL	AL	54,994	58,737	29,000	↑ L	1,838		
-50-4				55,021	58,750		↓ L			
-80-4										
-100-4										













Type

94,000 mm

20

XD2S

402101-00-4										5 pairs
-30-4	1,3,5	HL	AL	59,994	63,737	30,000	↑ LO2G	1,837	3 pairs	
-50-4				60,021	63,750		↓ L			
-80-4										
-100-4	2,4	HL	AL	59,994	63,737	24,000	↑ LO1G	1,837	2 pairs	
				60,021	63,750		↓ L			
432101-00-4										4 pairs
-30-4	1-4	PL	AL	54,994	58,737	29,000	↑ L	1,838		
-50-4				55,021	58,750		↓ L			
-80-4										
-100-4										
433707-00-4										4 pairs
-30-4	1-4	PL	AL	49,984	53,695	29,000	↑ L	1,822		
-50-4				50,000	53,708		↓ L			
-80-4										

		 ccm	 kW	 1 POS
ARIA 2.2 Di AWD	DW12DD	10.14 2179	D 110 kW	1220 3
ARIA 2.2 Di AWD	DW12DD	10.10 2179	D 103 kW	1220 3
ARIA 2.2 Di Allrad	DW12DD	10.10 2179	D 103 kW	1220 3
ARIA 2.2 Di	DW12DD	10.14 2179	D 110 kW	1220 3
ARIA 2.2 Di	DW12DD	10.11 - 07.17 2179	D 103 kW	1220 3
BOLT 1.3 CRD	169 A1.000	01.15 - 02.20 1248	D 55 kW	1220 1
HEXA 2.2 Di	DW12DD	06.17 2179	D 115 kW	1220 3
HEXA 2.2	DW12DD	06.17 2179	D 110 kW	1220 3
HEXA 2.2	DW12DD	06.17 2179	D 115 kW	1220 3
INDICA VISTA 1.3 CRD	169 A1.000	01.13 - 06.18 1248	D 66 kW	1220 1
INDICA VISTA 1.3 CRD	169 A2.000	08.08 1248	D 55 kW	1220 1
INDICA VISTA 1.3 CRDi	169 A1.000	01.12 1248	D 70 kW	1220 1
INDICA VISTA 1.4 LPG	199 A7.000	01.10 1368	B/G 55 kW	1220 2
INDICA VISTA 1.4	192 B2.000	10.10 - 06.18 1368	B 66 kW	1220 2
INDICA VISTA 1.4	192 B2.000	10.10 1368	B 63 kW	1220 2
INDICA VISTA 1.4	192 B2.000	10.10 1368	B 65 kW	1220 2
INDICA VISTA 1.4	199 A7.000	10.10 1368	B 55 kW	1220 2
INDIGO MANZA 1.3 D	169 A1.000	08.09 - 12.14 1248	D 66 kW	1220 1
INDIGO MANZA 1.4	350 A1.000	08.09 - 12.14 1368	B 66 kW	1220 2
MOVUS 2.2 TDiC STR	DW12DD	05.14 - 11.15 2179	D 88 kW	1220 3
SAFARI (42_FD) 2.2 TDiC 4x4	DW12DD	07.06 - 07.17 2179	D 103 kW	1220 3
SAFARI (42_FD) 2.2 TDiC	DW12DD	07.06 2179	D 103 kW	1220 3
SAFARI STORME (X2) 2.2 TDiC 4x4	DW12DD	10.12 - 03.15 2179	D 103 kW	1220 3
SAFARI STORME (X2) 2.2 TDiC	DW12DD	10.12 - 04.15 2179	D 103 kW	1220 3
SAFARI STORME (X2) 2.2 VTT 4x4	DW12DD	06.15 - 02.20 2179	D 115 kW	1220 3
SAFARI STORME (X2) 2.2 VTT 4x4	DW12DD	07.16 - 02.20 2179	D 110 kW	1220 3
SAFARI STORME (X2) 2.2 VTT	DW12DD	06.15 - 02.20 2179	D 115 kW	1220 3
SAFARI STORME (X2) 2.2 VTT	DW12DD	07.16 - 02.20 2179	D 110 kW	1220 3
SUMO GRANDE 2.2 DICOR Allrad	DW12DD	01.08 - 09.14 2179	D 88 kW	1220 3
SUMO GRANDE 2.2 DICOR	DW12DD	12.09 - 09.14 2179	D 88 kW	1220 3
XENON Pick-up 2.2 DiCOR 4x4	DW12DD	01.09 2179	D 103 kW	1220 3
XENON Pick-up 2.2 DiCOR 4x4	DW12DD	10.13 2179	D 110 kW	1220 3
XENON Pick-up 2.2 DiCOR	DW12DD	01.09 2179	D 103 kW	1220 3
XENON Pick-up 2.2 DiCOR	DW12DD	10.13 2179	D 110 kW	1220 3
XENON Pritsche/Fahrgestell 2.2 DiCOR 4x4	DW12DD	10.13 2179	D 110 kW	1220 3
XENON Pritsche/Fahrgestell 2.2 DiCOR	DW12DD	10.13 2179	D 110 kW	1220 3
ZEST Stufenheck 1.3 CRD	169 A1.000	08.14 - 12.19 1248	D 55 kW	1220 1
ZEST Stufenheck 1.3 CRD	169 A1.000	08.14 - 12.19 1248	D 66 kW	1220 1
		 ccm	 kW	 1 POS
NOVUS LPK 2530 C	6 CTA 8.3	12.10 - 11.13 8268	D 220 kW	1220 4



ENGINE	\varnothing	ccm	kW	D	1220	1	
						POS	
169 A1.000	69,600	4	1248	55 - 70 kW	D	1220	1
169 A2.000	69,600	4	1248	55 kW	D	1220	1
192 B2.000	72,000	4	1368	63 - 66 kW	B	1220	2
199 A7.000	72,000	4	1368	55 kW	B	1220	2






ENGINE	\varnothing	ccm	kW	D	1220	1	
						POS	
350 A1.000	72,000	4	1368	55 - 66 kW	B	1220	2
6 CTAA 8.3	114,000	6	8268	213 - 235 kW	D	1220	4
DW12DD	85,000	4	2179	87 - 115 kW	D	1220	3



69,600 mm										1
169 A1.000 , 169 A2.000 ,										
403502-00-4										5 pairs
-25-4	1,2,4,5	HL	AL	50,982	54,710	19,000	↑ LO2G	1,840	4 pairs	
-50-4				51,000	54,722		↓ L			
	3	FL	AL	50,982	54,710	23,950	↑ LO2G	1,840	1 pair	
		↓ HL		51,000	54,722	↓ 19,000	↓ L			
433504-00-4										4 pairs
-25-4	1-4	PL	CU2	42,582	45,734	20,000	↑ O1	1,552		
-50-4				42,600	45,744		↓			
72,000 mm										2
192 B2.000 , 199 A7.000 , 350 A1.000 ,										
400102-00-4										6 pairs
-25-4	1-5	HL	AL	47,980	51,705	19,000	↑ LO2G	1,848	5 pairs	
-50-4				48,000	51,718		↓ LO2G			
-75-4	3	AS	AL	52,000	68,766			2,325	1 pair	
-100-4				52,200	69,020					
430102-00-4										4 pairs
-25-4	1-4	PL	AL	41,988	45,127	19,000	↑ LO1	1,548		
-50-4				42,008	45,140		↓ LO1			
-75-4										
-100-4										
85,000 mm										3
DW12DD										
403701-00-4										5 pairs
-30-4	1-5	HL	AL	59,981	63,731	20,290	↑ LO1G	1,845		
-50-4				60,000	63,750		↓ L			
-80-4										
-100-4										
411101-00-2										2 pairs
-10-2		AS	CU2	67,050	83,050		↑ L G	2,330		
-15-2				67,300	83,300		↓ G			
431106-00-4										4 pairs
-30-4	1-4	PL	CU3	49,984	53,695	20,000	↑ L	1,838		
-50-4			↓ AL	50,000	53,708		↓ L			
-80-4										
-100-4										
441103-00-4										4 pairs
	1-4	PB	CU2	27,997	30,200	24,050	↑ O G	1,300		
				28,000	30,225		↓			
114,000 mm										4
6 CTA 8.3										
400803-00-6										7 pairs
-25-6	1,2,3,5,6,7	HL	AL	97,988	104,980	32,100	↑ LO2G	3,452	6 pairs	
-50-6				98,013	105,018		↓ L			
	4	FL	AL	97,988	104,980	43,000	↑ LO2G	3,452	1 pair	
				98,013	105,018		↓			
430803-00-6										6 pairs
-25-6	1-6	PL	CU3	75,987	80,988	38,100	↑ L	2,470		
-50-6				76,012	81,013		↓ L			
440801-00-6										6 pairs
	1-6	PB	CU2	44,994	48,986	27,000	↑ O1G	2,200		
				45,000	49,012	↓ 45,250	↓			
460801-00-7										7 pairs
	1-7	NWL	CU2	59,990	63,983	25,250	↑ O2G	1,970		
				60,013	64,008		↓ O2G			








4 RUNNER I (_N5_, _N6_, _N7_) 2.4 D (LN60)	2L	07.84 - 05.88	2446	D	55 kW	1239	17
4 RUNNER I (_N5_, _N6_, _N7_) 2.8 D (LN61)	3L	05.88 - 10.89	2779	D	60 kW	1240	21
4 RUNNER II (_N1_) 2.4 D (LN130)	2L-T	08.89 - 11.95	2446	D	66 kW	1239	18
4 RUNNER II (_N1_) 2.8 D (LN130)	3L	10.89 - 03.96	2779	D	60 kW	1240	21
4 RUNNER II (_N1_) 2.8 D (LN130)	3L	07.89 - 03.96	2779	D	65 kW	1240	21
4 RUNNER II (_N1_) 2.8 D 4WD (KDN170)	3L	08.89 - 10.95	2779	D	61 kW	1240	21
4 RUNNER II (_N1_) 2.8 D 4WD (LN130, LN135)	3L	01.92 - 08.96	2779	D	65 kW	1240	21
4 RUNNER II (_N1_) 3.0 Turbo-D (KZN130_)	1KZ-TE	08.93 - 03.96	2982	D	96 kW	1240	20
4 RUNNER II (_N1_) 3.0 Turbo-D (KZN130_)	1KZ-T	10.93 - 03.96	2982	D	92 kW	1240	20
4 RUNNER III (_N18_) 3.0 TDi (KZN185)	1KZ-TE	09.00 - 07.02	2982	D	103 kW	1240	20
4 RUNNER III (_N18_) 3.0 Turbo-D (KZN185)	1KZ-T	11.95 - 11.02	2982	D	92 kW	1240	20
4 RUNNER IV (_N21_) 3.0 D 4WD (KDN215)	1KD-FTV	10.02 - 08.05	2982	D	125 kW	1240	20
ALLION I (_T24_) 1.5 (NZT240)	1NZ-FE	06.01 - 04.05	1497	B	80 kW	1237	4
ALLION I (_T24_) 1.8 (ZZT240)	1ZZ-FE	06.01 - 04.05	1794	B	97 kW	1237	7
ALLION I (_T24_) 1.8 (ZZT240)	1ZZ-FE	06.01 - 09.04	1794	B	92 kW	1237	7
ALLION I (_T24_) 1.8 4WD (ZZT245)	1ZZ-FE	06.01 - 06.07	1794	B	97 kW	1237	7
ALLION I (_T24_) 1.8 4WD (ZZT245)	1ZZ-FE	06.01 - 09.04	1794	B	92 kW	1237	7
ALLION II (_T26_) 1.5 (NZT260_)	1NZ-FE	07.07	1497	B	80 kW	1237	4
ALLION II (_T26_) 1.8 (ZRT260)	2ZR-FAE	07.07 - 02.13	1798	B	106 kW	1238	8
ALLION II (_T26_) 1.8 (ZRT260)	2ZR-FAE	12.12	1798	B	105 kW	1238	8
ALLION II (_T26_) 1.8 (ZRT260)	2ZR-FAE	07.07	1798	B	100 kW	1238	8
ALLION II (_T26_) 1.8 4WD (ZRT265)	2ZR-FAE	07.07 - 02.13	1798	B	98 kW	1238	8
ALLION II (_T26_) 1.8 4WD (ZRT265)	2ZR-FAE	03.13	1798	B	96 kW	1238	8
ALLION II (_T26_) 1.8 4WD (ZRT265)	2ZR-FAE	07.07	1798	B	92 kW	1238	8
AQUA (_NHP1_) 1.5 Hybrid (NHP10)	1NZ-FXE	12.11	1497	B	54 kW	1237	4
AURIS (_E15_) 1.4 D-4D (NDE150_)	1ND-TV	03.07 - 09.12	1364	D	66 kW	1237	2
AURIS (_E15_) 1.5 (NZE151_)	1NZ-FE	10.06 - 08.12	1497	B	81 kW	1237	4
AURIS (_E15_) 1.5 4WD (NZE154_)	1NZ-FE	10.06 - 09.12	1497	B	77 kW	1237	4
AURIS (_E15_) 1.6 (ZRE151_)	1ZR-FAE	05.09 - 09.12	1598	B	97 kW	1238	8
AURIS (_E15_) 1.6 (ZRE151_)	1ZR-FE	03.07 - 09.12	1598	B	91 kW	1238	8
AURIS (_E15_) 1.6 (ZRE151_)	1ZR-FE	05.09 - 09.12	1598	B	97 kW	1238	8
AURIS (_E15_) 1.8 (ZRE152)	2ZR-FAE	10.06 - 09.12	1798	B	100 kW	1238	8
AURIS (_E15_) 1.8 (ZRE152)	2ZR-FE	10.06 - 09.12	1798	B	100 kW	1238	8
AURIS (_E15_) 1.8 (ZRE152_)	2ZR-FAE	02.09 - 09.12	1798	B	106 kW	1238	8
AURIS (_E15_) 1.8 (ZRE152_)	2ZR-FAE	02.09 - 09.12	1798	B	108 kW	1238	8
AURIS (_E15_) 1.8 4WD (ZRE152)	2ZR-FAE	01.08 - 10.09	1798	B	94 kW	1238	8
AURIS (_E15_) 1.8 4WD (ZRE154_)	2ZR-FE	10.06 - 10.09	1798	B	100 kW	1238	8
AURIS (_E15_) 1.8 Hybrid (ZWE150_)	2ZR-FXE	09.10 - 09.12	1798	B	60 kW	1238	8
AURIS (_E15_) 2.0 D-4D (ADE150_)	1AD-FTV	10.06 - 09.12	1998	D	93 kW	1238	13
AURIS (_E15_) 2.2 D (ADE157_, ADE151_)	2AD-FHV	11.06 - 09.12	2231	D	130 kW	1238	13
AURIS (_E18_) 1.4 D-4D (NDE180_)	1ND-TV	10.12 - 12.18	1364	D	66 kW	1237	2
AURIS (_E18_) 1.5 (NZE181_)	1NZ-FE	10.12 - 12.18	1497	B	80 kW	1237	4
AURIS (_E18_) 1.5 4WD (NZE184_)	1NZ-FE	10.12 - 12.18	1497	B	77 kW	1237	4
AURIS (_E18_) 1.6 (ZRE181_, ZRE185_)	1ZR-FAE	10.12 - 12.18	1598	B	97 kW	1238	8
AURIS (_E18_) 1.8 (ZRE182)	2ZR-FAE	10.12 - 12.18	1798	B	103 kW	1238	8
AURIS (_E18_) 1.8 (ZRE182)	2ZR-FE	10.12 - 12.18	1798	B	103 kW	1238	8
AURIS (_E18_) 1.8 (ZRE186)	2ZR-FAE	08.16 - 12.18	1798	B	102 kW	1238	8
AURIS (_E18_) 1.8 (ZRE186_)	2ZR-FAE	10.12 - 12.18	1798	B	106 kW	1238	8
AURIS (_E18_) 1.8 Hybrid (ZWE186_)	2ZR-FXE	10.12 - 12.18	1798	B	73 kW	1238	8
AURIS (_E18_) 2.0 D-4D (ADE186_)	1AD-FTV	10.12 - 04.15	1998	D	91 kW	1238	13
AURIS Kasten/Schrägheck (_E15_) 1.4 D-4D (NDE150)	1ND-TV	03.07 - 09.12	1364	D	66 kW	1237	2
AURIS Kombi (_E18_) 1.4 D-4D (NDE180_)	1ND-TV	07.13 - 12.18	1364	D	66 kW	1237	2
AURIS Kombi (_E18_) 1.6 (ZRE185_)	1ZR-FAE	07.13 - 12.18	1598	B	97 kW	1238	8
AURIS Kombi (_E18_) 1.8 Hybrid (ZWE186_)	2ZR-FXE	07.13 - 12.18	1798	E	73 kW	1238	8
AURIS Kombi (_E18_) 2.0 D-4D (ADE186_)	1AD-FTV	07.13 - 04.15	1998	D	91 kW	1238	13
AURIS VAN Kasten/Schrägheck (_E18_) 1.4 D-4D (NDE180_)	1ND-TV	03.13 - 12.18	1364	D	66 kW	1237	2
AVENSIS (_T22_) 1.8 VVT-i (ZZT221_)	1ZZ-FE	10.00 - 02.03	1794	B	95 kW	1237	7
AVENSIS (_T22_) 2.0 D (CT220_)	2C-T	10.97 - 05.98	1974	D	61 kW	1238	14
AVENSIS (_T22_) 2.0 D-4D (CDT220)	1CD-FTV	09.02 - 02.03	1995	D	85 kW	1238	10
AVENSIS (_T22_) 2.0 D-4D (CDT220_)	1CD-FTV	10.99 - 02.03	1995	D	81 kW	1238	10
AVENSIS (_T22_) 2.0 TD (CT220_)	2C-TE	09.97 - 02.03	1974	D	66 kW	1238	14
AVENSIS (_T25_) 1.8 VVT-i (ZZT251_)	1ZZ-FE	03.03 - 10.08	1794	B	95 kW	1237	7








			ccm		kw		1 POS
AVENSIS (_T25_) 2.0 D-4D (ADT250_)	1AD-FTV	03.06 - 11.08	1998	D	93 kW	1238	13
AVENSIS (_T25_) 2.0 D-4D (CDT250_)	1CD-FTV	04.03 - 11.08	1995	D	85 kW	1238	10
AVENSIS (_T25_) 2.2 D-4D (ADT251_)	2AD-FTV	10.05 - 11.08	2231	D	110 kW	1238	13
AVENSIS (_T25_) 2.2 D-CAT (ADT251_)	2AD-FHV	07.05 - 11.08	2231	D	130 kW	1238	13
AVENSIS Kombi (_T22_) 1.8 VVT-i (ZZT221_)	1ZZ-FE	10.00 - 02.03	1794	B	95 kW	1237	7
AVENSIS Kombi (_T22_) 2.0 D (CDT220_)	1CD-FTV	09.02 - 02.03	1995	D	85 kW	1238	10
AVENSIS Kombi (_T22_) 2.0 D (CT220_)	2C-T	10.97 - 05.98	1974	D	61 kW	1238	14
AVENSIS Kombi (_T22_) 2.0 D-4D (CDT220_)	1CD-FTV	10.99 - 02.03	1995	D	81 kW	1238	10
AVENSIS Kombi (_T22_) 2.0 TD (CT220_)	2C-TE	09.97 - 02.03	1974	D	66 kW	1238	14
AVENSIS Kombi (_T25_) 1.8 VVT-i (ZZT251_)	1ZZ-FE	04.03 - 11.08	1794	B	95 kW	1237	7
AVENSIS Kombi (_T25_) 2.0 D-4D (ADT250_)	1AD-FTV	03.06 - 11.08	1998	D	93 kW	1238	13
AVENSIS Kombi (_T25_) 2.0 D-4D (CDT250_)	1CD-FTV	04.03 - 11.08	1995	D	85 kW	1238	10
AVENSIS Kombi (_T25_) 2.2 D-4D (ADT251_)	2AD-FTV	10.05 - 11.08	2231	D	110 kW	1238	13
AVENSIS Kombi (_T25_) 2.2 D-CAT (ADT251_)	2AD-FHV	07.05 - 11.08	2231	D	130 kW	1238	13
AVENSIS Kombi (_T27_) 1.6 VVT-i (ZRT270_)	1ZR-FAE	11.08 - 10.18	1598	B	97 kW	1238	8
AVENSIS Kombi (_T27_) 1.8 VVT-i (ZRT271_)	2ZR-FAE	11.08 - 10.18	1798	B	108 kW	1238	8
AVENSIS Kombi (_T27_) 2.0 D-4D (ADT270_)	1AD-FTV	11.11 - 10.18	1998	D	91 kW	1238	13
AVENSIS Kombi (_T27_) 2.0 D-4D (ADT270_)	1AD-FTV	11.08 - 10.18	1998	D	93 kW	1238	13
AVENSIS Kombi (_T27_) 2.2 D-4D (ADT271_)	2AD-FHV	11.08 - 10.18	2231	D	110 kW	1238	13
AVENSIS Kombi (_T27_) 2.2 D-4D (ADT271_)	2AD-FHV	11.08 - 10.18	2231	D	130 kW	1238	13
AVENSIS Kombi (_T27_) 2.2 D-4D (ADT271_)	2AD-FTV	11.08 - 10.18	2231	D	110 kW	1238	13
AVENSIS Liftback (_T22_) 1.8 VVT-i (ZZT221_)	1ZZ-FE	10.00 - 02.03	1794	B	95 kW	1237	7
AVENSIS Liftback (_T22_) 2.0 D (CDT220_)	1CD-FTV	09.02 - 02.03	1995	D	85 kW	1238	10
AVENSIS Liftback (_T22_) 2.0 D (CT220_)	2C-T	10.97 - 05.98	1974	D	61 kW	1238	14
AVENSIS Liftback (_T22_) 2.0 D-4D (CDT220_)	1CD-FTV	10.99 - 02.03	1995	D	81 kW	1238	10
AVENSIS Liftback (_T22_) 2.0 TD (CT220_)	2C-TE	09.97 - 02.03	1974	D	66 kW	1238	14
AVENSIS Stufenheck (_T25_) 1.8 VVT-i (ZZT251_)	1ZZ-FE	04.03 - 11.08	1794	B	95 kW	1237	7
AVENSIS Stufenheck (_T25_) 2.0 D-4D (ADT250_)	1AD-FTV	03.06 - 10.08	1998	D	93 kW	1238	13
AVENSIS Stufenheck (_T25_) 2.0 D-4D (CDT250_)	1CD-FTV	04.03 - 11.08	1995	D	85 kW	1238	10
AVENSIS Stufenheck (_T25_) 2.2 D-4D (ADT251_)	2AD-FTV	10.05 - 11.08	2231	D	110 kW	1238	13
AVENSIS Stufenheck (_T25_) 2.2 D-CAT (ADT251_)	2AD-FHV	07.05 - 11.08	2231	D	130 kW	1238	13
AVENSIS Stufenheck (_T27_) 1.6 VVT-i (ZRT270_)	1ZR-FAE	11.08 - 10.18	1598	B	97 kW	1238	8
AVENSIS Stufenheck (_T27_) 1.8 VVT-i (ZRT271_)	2ZR-FAE	11.08 - 10.18	1798	B	108 kW	1238	8
AVENSIS Stufenheck (_T27_) 2.0 D-4D (ADT270_)	1AD-FTV	11.11 - 10.18	1998	D	91 kW	1238	13
AVENSIS Stufenheck (_T27_) 2.0 D-4D (ADT270_)	1AD-FTV	11.08 - 10.18	1998	D	93 kW	1238	13
AVENSIS Stufenheck (_T27_) 2.2 D-4D (ADT271_)	2AD-FHV	11.08 - 10.18	2231	D	110 kW	1238	13
AVENSIS Stufenheck (_T27_) 2.2 D-4D (ADT271_)	2AD-FHV	11.08 - 10.18	2231	D	130 kW	1238	13
AVENSIS Stufenheck (_T27_) 2.2 D-4D (ADT271_)	2AD-FTV	11.08 - 10.18	2231	D	110 kW	1238	13
AVENSIS VERSO (_M2_) 2.0 D (CLM20_)	1CD-FTV	08.01 - 08.05	1995	D	85 kW	1238	10
AYGO (_B1_) 1.4 D-4D (WNB10_)	2WZ-TV	07.05 - 08.10	1398	D	40 kW	1237	3
AYGO (_B4_) 1.2 (PAB40)	1PP	05.14	1199	B	60 kW	1237	5
BLIZZARD (LD1_) 2.2 D (LD10)	L	03.82 - 03.84	2188	D	46 kW	1238	15
BLIZZARD (LD1_) 2.2 D (LD10)	L	03.80 - 03.84	2188	D	53 kW	1238	15
BLIZZARD (LD2_) 2.4 TD 4WD (LD20)	2L-TII	05.84 - 01.90	2446	D	61 kW	1239	18
BLIZZARD (LD2_) 2.4 TD 4WD (LD20)	2L-T	09.84 - 11.89	2446	D	70 kW	1239	18
BLIZZARD (LD2_) 2.4 TD 4WD (LD21G)	2L-T	09.85 - 01.90	2446	D	63 kW	1239	18
C-HR (_X1_) 1.8 Hybrid (ZYX10_, ZYX11_)	2ZR-FXE	10.16	1798	B	90 kW	1238	8
C-HR VAN (_X1_) 1.8 Hybrid (ZYX10_, ZYX11)	2ZR-FXE	10.16	1798	B/E	90 kW	1238	8
CALDINA Kombi (_T19_) 2.0 TD (CT190)	2C	06.94 - 09.97	1974	D	56 kW	1238	14
CALDINA Kombi (_T19_) 2.0 TD (CT190G)	2C	06.94 - 09.97	1974	D	54 kW	1238	14
CALDINA Kombi (_T19_) 2.0 TD (CT190_)	2C-T	01.96 - 08.97	1974	D	65 kW	1238	14
CALDINA Kombi (_T19_) 2.0 TD 4WD (CT198V_)	2C	11.92 - 04.98	1974	D	54 kW	1238	14
CALDINA Kombi (_T24_) 1.8 (ZZT241_)	1ZZ-FE	09.02 - 06.07	1794	B	97 kW	1237	7
CAMRY (_V2_) 2.0 TD	2C-T	08.96 - 09.99	1974	D	66 kW	1238	14
CAMRY (_V2_) 2.0 Turbo-D (CV20_)	2C-T	11.86 - 05.91	1974	D	62 kW	1238	14
CAMRY (_V2_) 2.0 Turbo-D (CV20_)	2C-T	10.86 - 05.91	1974	D	63 kW	1238	14
CAMRY Kombi (_V2_) 2.0 Turbo-D (CV20_)	2C-T	11.86 - 05.91	1974	D	62 kW	1238	14
CAMRY Kombi (_V2_) 2.0 Turbo-D (CV20_)	2C-T	11.88 - 05.91	1974	D	63 kW	1238	14
CAMRY Liftback (_V1_) 1.8 Turbo-D (CV10_)	1C-TL	10.82 - 12.86	1839	D	54 kW	1238	11
CAMRY Stufenheck (_V1_) 1.8 Turbo-D (CV10_)	1C-TLC	10.82 - 12.86	1839	D	54 kW	1238	12
CAMRY Stufenheck (_V1_) 1.8 Turbo-D (CV10_)	1C-TL	10.82 - 12.86	1839	D	54 kW	1238	11
CARINA E VI (_T19_) 2.0 D (CT190)	2C	04.92 - 01.96	1974	D	54 kW	1238	14








CARINA E VI (_T19_) 2.0 TD (CT190)	2C-T	01.96 - 09.97	1974	D	61 kW	1238	14
CARINA E VI Sportswagon (_T19_) 2.0 D (CT190_)	2C	01.93 - 01.96	1974	D	54 kW	1238	14
CARINA E VI Sportswagon (_T19_) 2.0 TD (CT190_)	2C-T	01.96 - 09.97	1974	D	61 kW	1238	14
CARINA E VI Stufenheck (_T19_) 2.0 D (CT190)	2C	08.92 - 01.96	1974	D	54 kW	1238	14
CARINA E VI Stufenheck (_T19_) 2.0 TD (CT190_)	2C-T	01.96 - 09.97	1974	D	61 kW	1238	14
CARINA II (TA4_ , TA6_) 1.8 D (CA60)	1C	04.82 - 09.83	1839	D	48 kW	1238	11
CARINA III Kombi (_A6_) 1.8 D (CA60, CA67)	1C	04.82 - 09.83	1839	D	48 kW	1238	11
CARINA V Stufenheck (_T17_) 2.0 D (CT170_)	2C	03.88 - 06.92	1974	D	54 kW	1238	14
CARINA VII Stufenheck (_T21_) 2.0 TD (CT210)	2C-T	08.96 - 08.01	1974	D	65 kW	1238	14
CARINA VII Stufenheck (_T21_) 2.0 TD 4WD (CT215)	2C-T	08.96 - 08.98	1974	D	65 kW	1238	14
CELICA Coupe (_T23_) 1.8 16V TS (ZZT231_)	2ZZ-GE	08.99 - 03.06	1796	B	141 kW	1238	9
CELICA Coupe (_T23_) 1.8 16V VT-i (ZZT230_)	1ZZ-FE	08.99 - 07.05	1794	B	105 kW	1237	7
CELICA Coupe (_T23_) 1.8 16V	2ZZ-GE	08.99 - 09.05	1796	B	134 kW	1238	9
CELICA Coupe (_T23_) 1.8	1ZZ-FE	09.99 - 09.05	1794	B	104 kW	1237	7
CHASER (_X10_) 2.4 TD (LX100_)	2L-TE	09.96 - 07.99	2446	D	71 kW	1239	18
CHASER (_X7_) 2.4 D (LX70)	2L	08.84 - 08.88	2446	D	62 kW	1239	17
CHASER (_X7_) 2.4 TD (LX70)	2L-T	08.84 - 08.88	2446	D	78 kW	1239	18
CHASER (_X8_) 2.4 TD (LX80)	2L-T	08.88 - 10.92	2446	D	69 kW	1239	18
CHASER (_X9_) 2.4 D (LX90)	2L	10.92 - 08.96	2446	D	63 kW	1239	17
CHASER (_X9_) 2.4 TD (LX90)	2L-TE	10.92 - 09.96	2446	D	71 kW	1239	18
CHASER (_X9_) 2.4 TD (LX90)	2L-TII	10.92 - 08.96	2446	D	69 kW	1239	18
COROLLA (_E10_) 1.8	1ZZ-FE	09.97 - 11.99	1794	B	89 kW	1237	7
COROLLA (_E10_) 2.0 4WD (CE104)	2C	09.91 - 04.95	1974	D	54 kW	1238	14
COROLLA (_E10_) 2.0 D (CE100_)	2C	06.91 - 04.97	1974	D	53 kW	1238	14
COROLLA (_E11_) 1.8 (ZZE110)	1ZZ-FE	09.99 - 06.02	1794	B	93 kW	1237	7
COROLLA (_E11_) 1.8 (ZZE110)	1ZZ-FE	09.97 - 12.99	1794	B	90 kW	1237	7
COROLLA (_E11_) 2.0 D-4D (CDE110)	1CD-FTV	08.00 - 10.01	1995	D	81 kW	1238	10
COROLLA (_E11_) 2.0 D-4D (CDE110_)	1CD-FTV	09.00 - 11.01	1995	D	66 kW	1238	10
COROLLA (_E12_) 1.4 D (NDE120_)	1ND-TV	07.04 - 02.07	1364	D	66 kW	1237	2
COROLLA (_E12_) 1.5 RUNX VVT-i (NZE121_)	1NZ-FE	01.01 - 08.06	1497	B	81 kW	1237	4
COROLLA (_E12_) 1.8 (ZZE122_)	1ZZ-FE	10.05 - 12.07	1794	B	93 kW	1237	7
COROLLA (_E12_) 1.8 4WD (ZZE124)	1ZZ-FE	01.01 - 02.07	1794	B	100 kW	1237	7
COROLLA (_E12_) 1.8 VVTL-i TS (ZZE123)	2ZZ-GE	11.01 - 05.07	1796	B	141 kW	1238	9
COROLLA (_E12_) 1.8 VVTL-i TS (ZZE123)	2ZZ-GE	01.01 - 09.06	1796	B	140 kW	1238	9
COROLLA (_E12_) 1.8 VVTL-i TS (ZZE123_)	2ZZ-GE	10.05 - 12.06	1796	B	160 kW	1238	9
COROLLA (_E12_) 1.8 VVTL-i TS (ZZE123_)	2ZZ-GE	02.05 - 02.07	1796	B	165 kW	1238	9
COROLLA (_E12_) 1.8 VVTi (ZZE122_)	1ZZ-FE	01.01 - 12.07	1794	B	100 kW	1237	7
COROLLA (_E12_) 2.0 D-4D (CDE120R_ , CDE120L_)	1CD-FTV	01.02 - 12.06	1995	D	81 kW	1238	10
COROLLA (_E12_) 2.0 D-4D (CDE120R_ , CDE120L_)	1CD-FTV	05.03 - 02.07	1995	D	85 kW	1238	10
COROLLA (_E12_) 2.0 D-4D (CDE120_)	1CD-FTV	01.02 - 12.06	1995	D	66 kW	1238	10
COROLLA (_E7_) 1.8 D (CE70)	1C	01.83 - 09.83	1839	D	43 kW	1238	11
COROLLA (_E8_) 1.8 D (CE80_)	1C-L	06.83 - 06.89	1839	D	47 kW	1238	11
COROLLA (_E8_) 1.8 D (CE80_)	1C	06.83 - 05.88	1839	D	43 kW	1238	11
COROLLA (_E8_) 1.8 D	1C	09.84 - 12.85	1839	D	42 kW	1238	11
COROLLA (_E9_) 1.8 D (CE90_)	1C	11.89 - 06.93	1839	D	49 kW	1238	11
COROLLA (_E9_) 1.8 D (CE90_)	1C	07.87 - 06.93	1839	D	47 kW	1238	11
COROLLA COMMERCIAL (_E21_) 1.8 VVTi Hybrid (ZWE211)	2ZR-FXE	06.22	1798	B/E	90 kW	1238	8
COROLLA Compact (_E10_) 2.0 D (CE100_)	2C	07.92 - 04.97	1974	D	53 kW	1238	14
COROLLA Compact (_E11_) 2.0 D-4D (CDE110)	1CD-FTV	08.00 - 10.01	1995	D	81 kW	1238	10
COROLLA Compact (_E11_) 2.0 D-4D (CDE110_)	1CD-FTV	09.00 - 01.02	1995	D	66 kW	1238	10
COROLLA Compact (_E9_) 1.8 D (CE90)	1C	08.87 - 04.92	1839	D	47 kW	1238	11
COROLLA Compact (_E9_) 1.8 D (CE90)	1C	08.89 - 04.92	1839	D	49 kW	1238	11
COROLLA Cross (ZVG1_ , ZSG1_ , MXGH1_ , MXGA1_) 1.8 (ZSG10)	2ZR-FAE	07.20	1798	B	103 kW	1238	8
COROLLA Cross (ZVG1_ , ZSG1_ , MXGH1_ , MXGA1_) 1.8 (ZSG10)	2ZR-FE	07.20	1798	B	103 kW	1238	8
COROLLA Cross (ZVG1_ , ZSG1_ , MXGH1_ , MXGA1_) 1.8 Hybrid (ZVG10, ZVG11)	2ZR-FXE	07.20	1798	B	72 kW	1238	8
COROLLA Cross (ZVG1_ , ZSG1_ , MXGH1_ , MXGA1_) 1.8 Hybrid E-Four (ZVG15)	2ZR-FXE	07.20	1798	B/E	72 kW	1238	8
COROLLA Cross (ZVG1_ , ZSG1_ , MXGH1_ , MXGA1_) 1.8 Hybrid	2ZR-FXE	07.22	1798	B	52 kW	1238	8
COROLLA Cross (ZVG1_ , ZSG1_ , MXGH1_ , MXGA1_) 1.8 Hybrid	2ZR-FXE	09.21	1798	B	90 kW	1238	8
COROLLA FX Liftback (E8B) 1.8 D (CE80_)	1C-L	08.85 - 08.87	1839	D	47 kW	1238	11
COROLLA FX Liftback (E8B) 1.8 D (CE80_)	1C	01.85 - 05.88	1839	D	43 kW	1238	11
COROLLA Kasten/Kombi (_E11_) 2.0 D4d (CDE110)	1CD-FTV	09.00 - 10.01	1995	D	66 kW	1238	10
COROLLA Kombi (_E10_) 2.0 D (CE100_)	2C	07.92 - 04.97	1974	D	53 kW	1238	14

			ccm		kw		1 POS
COROLLA Kombi (_E10_) 2.0 D (CE109)	2C	09.91 - 03.98	1974	D	53 kW	1238	14
COROLLA Kombi (_E11_) 2.0 D-4D (CDE110)	1CD-FTV	08.00 - 10.01	1995	D	81 kW	1238	10
COROLLA Kombi (_E11_) 2.0 D-4D (CDE110)	1CD-FTV	04.97 - 10.01	1995	D	85 kW	1238	10
COROLLA Kombi (_E11_) 2.0 D-4D (CDE110_)	1CD-FTV	09.00 - 10.01	1995	D	66 kW	1238	10
COROLLA Kombi (_E12_) 1.3 (NZE120)	2NZ-FE	09.02 - 08.07	1299	B	65 kW	1237	4
COROLLA Kombi (_E12_) 1.4 D4-D (NDE120_)	1ND-TV	06.04 - 10.07	1364	D	66 kW	1237	2
COROLLA Kombi (_E12_) 1.5 (NZE121_)	1NZ-FE	03.01 - 09.06	1497	B	81 kW	1237	4
COROLLA Kombi (_E12_) 1.8 (ZZE122)	1ZZ-FE	12.01 - 12.07	1794	B	100 kW	1237	7
COROLLA Kombi (_E12_) 1.8 (ZZE122_)	1ZZ-FE	10.05 - 12.07	1794	B	93 kW	1237	7
COROLLA Kombi (_E12_) 1.8 (ZZE123_)	2ZZ-GE	03.01 - 09.06	1796	B	140 kW	1238	9
COROLLA Kombi (_E12_) 1.8 4WD (ZZE121)	1ZZ-FE	12.01 - 02.07	1794	B	100 kW	1237	7
COROLLA Kombi (_E12_) 1.8 Flex (ZZE122)	1ZZ-FE	05.07 - 12.08	1794	B/E	100 kW	1237	7
COROLLA Kombi (_E12_) 1.8 Flex (ZZE122)	2ZR-FAE	05.07 - 12.08	1798	B/E	100 kW	1238	8
COROLLA Kombi (_E12_) 1.8 Flex (ZZE122)	2ZR-FE	05.07 - 12.08	1798	B/E	100 kW	1238	8
COROLLA Kombi (_E12_) 2.0 D-4D (CDE120_)	1CD-FTV	01.02 - 02.07	1995	D	66 kW	1238	10
COROLLA Kombi (_E12_) 2.0 D-4D (CDE120_)	1CD-FTV	04.04 - 02.07	1995	D	85 kW	1238	10
COROLLA Kombi (_E14_) 1.5 (NZE141)	1NZ-FE	09.06	1497	B	81 kW	1237	4
COROLLA Kombi (_E14_) 1.5 4WD (NZE144)	1NZ-FE	09.06	1497	B	77 kW	1237	4
COROLLA Kombi (_E14_) 1.8 (ZRE142)	2ZR-FE	09.06	1798	B	100 kW	1238	8
COROLLA Kombi (_E14_) 1.8 (ZRE142G)	2ZR-FAE	09.06	1798	B	106 kW	1238	8
COROLLA Kombi (_E14_) 1.8 4WD (ZRE144G)	2ZR-FAE	09.06 - 04.12	1798	B	98 kW	1238	8
COROLLA Kombi (_E16_) 1.5 (NZE161G)	1NZ-FE	05.12	1497	B	80 kW	1237	4
COROLLA Kombi (_E16_) 1.5 4WD (NZE164G)	1NZ-FE	05.12	1497	B	76 kW	1237	4
COROLLA Kombi (_E16_) 1.5 Hybrid (NKE165G)	1NZ-FXE	10.14	1497	B	54 kW	1237	4
COROLLA Kombi (_E16_) 1.8 (ZRE162G)	2ZR-FAE	05.12	1798	B	103 kW	1238	8
COROLLA Kombi (_E21_) 1.8 Hybrid (ZWE211)	2ZR-FXE	02.19	1798	B	72 kW	1238	8
COROLLA Kombi (_E7_) 1.8 D (TE72LG_)	1C	05.83 - 08.87	1839	D	44 kW	1238	11
COROLLA Liftback (_E10_) 2.0 D (CE100_)	2C	07.92 - 04.97	1974	D	53 kW	1238	14
COROLLA Liftback (_E11_) 2.0 D-4D (CDE110_)	1CD-FTV	09.00 - 01.02	1995	D	66 kW	1238	10
COROLLA Liftback (_E8_) 1.8 D (CE80)	1C-L	06.83 - 08.87	1839	D	47 kW	1238	11
COROLLA Liftback (_E8_) 1.8 D (CE80_)	1C	06.83 - 05.88	1839	D	43 kW	1238	11
COROLLA Liftback (_E8_) 1.8 D	1C	09.84 - 12.85	1839	D	42 kW	1238	11
COROLLA Liftback (_E9_) 1.8 D (CE90)	1C	08.87 - 04.92	1839	D	47 kW	1238	11
COROLLA Liftback (_E9_) 1.8 D (CE90)	1C	08.89 - 04.92	1839	D	49 kW	1238	11
COROLLA QUEST Stufenheck (_E15_) 1.6	1ZR-FE	06.13 - 03.20	1598	B	90 kW	1238	8
COROLLA QUEST Stufenheck (_E18_) 1.8	2ZR-FE	03.20	1798	B	103 kW	1238	8
COROLLA RUMION (_E15_) 1.5 (NZE151)	1NZ-FE	09.07	1497	B	81 kW	1237	4
COROLLA RUMION (_E15_) 1.8 (ZRE152)	2ZR-FAE	09.07	1798	B	106 kW	1238	8
COROLLA RUMION (_E15_) 1.8 (ZRE152)	2ZR-FAE	01.13	1798	B	105 kW	1238	8
COROLLA RUMION (_E15_) 1.8 4WD (ZRE154)	2ZR-FAE	09.07	1798	B	100 kW	1238	8
COROLLA Schrägheck (_E21_) 1.8 Hybrid (ZWE211)	2ZR-FXE	10.18	1798	B/E	90 kW	1238	8
COROLLA Station Wagon (_E9_) 1.8 D (CE90)	1C	12.87 - 06.92	1839	D	47 kW	1238	11
COROLLA Station Wagon (_E9_) 1.8 D (CE90)	1C	08.89 - 06.92	1839	D	49 kW	1238	11
COROLLA Stufenheck (_E12_) 1.3 (NZE120_ , ZZE120_)	2NZ-FE	08.00 - 05.04	1299	B	65 kW	1237	4
COROLLA Stufenheck (_E12_) 1.4 D-4D (NDE120_)	1ND-TV	06.04 - 10.06	1364	D	66 kW	1237	2
COROLLA Stufenheck (_E12_) 1.5 (NZE121)	1NZ-FE	11.01 - 07.07	1497	B	80 kW	1237	4
COROLLA Stufenheck (_E12_) 1.5 (NZE121, NZE120, ZZE123, ZZA120)	1NZ-FE	10.01 - 10.07	1497	B	78 kW	1237	4
COROLLA Stufenheck (_E12_) 1.5 (NZE141)	1NZ-FE	06.07 - 07.07	1497	B	81 kW	1237	4
COROLLA Stufenheck (_E12_) 1.5 G 4WD (ZZE128)	1NZ-FE	11.01 - 05.04	1497	B	80 kW	1237	4
COROLLA Stufenheck (_E12_) 1.8 (ZZE122)	1ZZ-FE	11.01 - 03.08	1794	B	100 kW	1237	7
COROLLA Stufenheck (_E12_) 1.8 (ZZE122)	1ZZ-FE	03.01 - 07.05	1794	B	96 kW	1237	7
COROLLA Stufenheck (_E12_) 1.8 (ZZE122)	1ZZ-FE	05.02 - 02.08	1794	B	92 kW	1237	7
COROLLA Stufenheck (_E12_) 1.8 (ZZE130)	1ZZ-FE	09.02 - 12.08	1794	B	97 kW	1237	7
COROLLA Stufenheck (_E12_) 1.8 (ZZE131)	2ZZ-GE	09.04 - 12.06	1796	B	127 kW	1238	9
COROLLA Stufenheck (_E12_) 1.8 4x4 (ZZE124)	1ZZ-FE	08.00 - 10.06	1794	B	92 kW	1237	7
COROLLA Stufenheck (_E12_) 2.0 D-4D (CDE120_)	1CD-FTV	01.02 - 12.06	1995	D	66 kW	1238	10
COROLLA Stufenheck (_E12_) 2.0 D-4D (CDE120_)	1CD-FTV	06.04 - 07.07	1995	D	85 kW	1238	10
COROLLA Stufenheck (_E15_) 1.3 VVT-i (NZE140)	2NZ-FE	03.08 - 12.12	1299	B	63 kW	1237	4
COROLLA Stufenheck (_E15_) 1.4 D-4D (NDE150)	1ND-TV	10.06 - 07.14	1364	D	66 kW	1237	2
COROLLA Stufenheck (_E15_) 1.5 (NZE141)	1NZ-FE	06.07 - 05.12	1497	B	81 kW	1237	4
COROLLA Stufenheck (_E15_) 1.5 4WD (NZE144)	1NZ-FE	08.07 - 05.12	1497	B	77 kW	1237	4
COROLLA Stufenheck (_E15_) 1.6 (ZRE151)	1ZR-FAE	11.06 - 11.13	1598	B	97 kW	1238	8








							
COROLLA Stufenheck (_E15_) 1.6 (ZRE151)	1ZR-FE	11.06 - 11.13	1598	B	97 kW	1238	8
COROLLA Stufenheck (_E15_) 1.6 Dual VVTi (ZRE141, ZRE151)	1ZR-FE	01.07 - 07.14	1598	B	91 kW	1238	8
COROLLA Stufenheck (_E15_) 1.6 VVTi (ZRE141_, ZRE151_)	1ZR-FE	05.10 - 05.14	1598	B	90 kW	1238	8
COROLLA Stufenheck (_E15_) 1.6 VVTi (ZRE151)	1ZR-FE	03.07 - 12.10	1598	B	100 kW	1238	8
COROLLA Stufenheck (_E15_) 1.8 (ZRE142)	2ZR-FAE	08.10 - 05.12	1798	B	106 kW	1238	8
COROLLA Stufenheck (_E15_) 1.8 (ZRE142)	2ZR-FAE	08.08 - 04.12	1798	B	99 kW	1238	8
COROLLA Stufenheck (_E15_) 1.8 (ZRE142)	2ZR-FE	08.10 - 11.13	1798	B	111 kW	1238	8
COROLLA Stufenheck (_E15_) 1.8 (ZRE142)	2ZR-FE	08.08 - 04.12	1798	B	99 kW	1238	8
COROLLA Stufenheck (_E15_) 1.8 (ZRE142, ZRE152)	2ZR-FAE	10.06 - 07.14	1798	B	100 kW	1238	8
COROLLA Stufenheck (_E15_) 1.8 (ZRE142, ZRE152)	2ZR-FE	10.06 - 07.14	1798	B	100 kW	1238	8
COROLLA Stufenheck (_E15_) 1.8 (ZRE142)	1ZZ-FE	10.06 - 12.09	1794	B	94 kW	1237	7
COROLLA Stufenheck (_E15_) 1.8 (ZRE142_)	1ZZ-FE	12.07 - 07.14	1794	B	97 kW	1237	7
COROLLA Stufenheck (_E15_) 1.8 4WD (ZRE144)	2ZR-FAE	08.07 - 05.12	1798	B	98 kW	1238	8
COROLLA Stufenheck (_E15_) 1.8 4WD (ZRE144)	2ZR-FE	08.07 - 05.12	1798	B	98 kW	1238	8
COROLLA Stufenheck (_E15_) 1.8 CNG (ZRE142_)	1ZZ-FE	02.10 - 06.11	1794	B/G	97 kW	1237	7
COROLLA Stufenheck (_E15_) 1.8 Flex (ZRE142_)	1ZZ-FE	05.07 - 12.14	1794	B/E	100 kW	1237	7
COROLLA Stufenheck (_E15_) 1.8 VVTi (ZRE142)	2ZR-FE	08.10 - 06.13	1798	B	103 kW	1238	8
COROLLA Stufenheck (_E15_) 1.8 VVTi (ZRE142)	2ZR-FE	01.08 - 07.14	1798	B	97 kW	1238	8
COROLLA Stufenheck (_E15_) 1.8 VVTi (ZRE142)	1ZZ-FE	10.06 - 06.10	1794	B	101 kW	1237	7
COROLLA Stufenheck (_E15_) 2.0 D-4D (ADE150)	1AD-FTV	11.06 - 07.14	1998	D	93 kW	1238	13
COROLLA Stufenheck (_E15_) 2.2 D-4D (AUR10)	2AD-FHV	11.06 - 12.12	2231	D	130 kW	1238	13
COROLLA Stufenheck (_E16_) 1.5 (NZE161)	1NZ-FE	05.12	1497	B	80 kW	1237	4
COROLLA Stufenheck (_E16_) 1.5 4WD (NZE164)	1NZ-FE	05.12	1497	B	76 kW	1237	4
COROLLA Stufenheck (_E16_) 1.5 Hybrid (NKE165)	1NZ-FXE	10.14	1497	E	54 kW	1237	4
COROLLA Stufenheck (_E18_, ZRE1_) 1.3 (NZE170)	2NZ-FE	01.15 - 06.19	1299	B	63 kW	1237	4
COROLLA Stufenheck (_E18_, ZRE1_) 1.4 D-4D (NDE180)	1ND-TV	01.17 - 12.18	1364	D	65 kW	1237	2
COROLLA Stufenheck (_E18_, ZRE1_) 1.4 D-4D (NDE180_, NDE170_)	1ND-TV	06.13 - 12.18	1364	D	66 kW	1237	2
COROLLA Stufenheck (_E18_, ZRE1_) 1.6 (ZRE171)	1ZR-FE	10.13 - 12.18	1598	B	89 kW	1238	8
COROLLA Stufenheck (_E18_, ZRE1_) 1.6 (ZRE171_, ZRE181_)	1ZR-FE	06.13 - 12.18	1598	B	90 kW	1238	8
COROLLA Stufenheck (_E18_, ZRE1_) 1.6 (ZRE181_)	1ZR-FAE	06.13 - 12.18	1598	B	97 kW	1238	8
COROLLA Stufenheck (_E18_, ZRE1_) 1.6 BiFuel (ZRE171)	1ZR-FE	06.13 - 12.18	1598	B/G	90 kW	1238	8
COROLLA Stufenheck (_E18_, ZRE1_) 1.8 Flex (ZRE172)	2ZR-FE	03.14 - 08.19	1798	B/E	106 kW	1238	8
COROLLA Stufenheck (_E18_, ZRE1_) 1.8 VVT-i (ZRE172)	2ZR-FE	12.13 - 12.18	1798	B	111 kW	1238	8
COROLLA Stufenheck (_E18_, ZRE1_) 1.8 VVTi (ZRE170)	2ZR-FAE	09.13 - 12.14	1798	B	104 kW	1238	8
COROLLA Stufenheck (_E18_, ZRE1_) 1.8 VVTi (ZRE172)	2ZR-FE	03.15 - 12.18	1798	B	101 kW	1238	8
COROLLA Stufenheck (_E18_, ZRE1_) 1.8 VVTi (ZRE172, ZRE182)	2ZR-FE	06.13 - 08.19	1798	B	103 kW	1238	8
COROLLA Stufenheck (_E18_, ZRE1_) 1.8 VVTi (ZRE172_)	2ZR-FE	06.13 - 05.19	1798	B	98 kW	1238	8
COROLLA Stufenheck (_E21_) 1.6 VVTi (ZRE210)	1ZR-FAE	01.19	1598	B	97 kW	1238	8
COROLLA Stufenheck (_E21_) 1.6 VVTi (ZRE210)	1ZR-FAE	01.19	1598	B	90 kW	1238	8
COROLLA Stufenheck (_E21_) 1.6 VVTi (ZRE210)	1ZR-FE	01.19	1598	B	97 kW	1238	8
COROLLA Stufenheck (_E21_) 1.6 VVTi (ZRE210)	1ZR-FE	01.19	1598	B	90 kW	1238	8
COROLLA Stufenheck (_E21_) 1.8 VVTi (ZRE211)	2ZR-FE	01.19	1798	B	111 kW	1238	8
COROLLA Stufenheck (_E21_) 1.8 VVTi (ZRE212, ZRE211)	2ZR-FAE	01.19	1798	B	103 kW	1238	8
COROLLA Stufenheck (_E21_) 1.8 VVTi (ZRE212, ZRE211)	2ZR-FE	01.19	1798	B	103 kW	1238	8
COROLLA Stufenheck (_E21_) 1.8 VVTi Hybrid (MZE12, ZRE211, ZWE211)	2ZR-FXE	09.19	1798	B/E	90 kW	1238	8
COROLLA Stufenheck (_E21_) 1.8 VVTi Hybrid	2ZR-FXE	01.19	1798	B	52 kW	1238	8
COROLLA Verso (ZER_, ZZE12_, R1_) 1.4 D-4D (NDE120)	1ND-TV	03.04 - 03.09	1364	D	66 kW	1237	2
COROLLA Verso (ZER_, ZZE12_, R1_) 1.5 (ZER10, ZZE121)	1NZ-FE	03.04 - 03.09	1497	B	80 kW	1237	4
COROLLA Verso (ZER_, ZZE12_, R1_) 1.8 (ZNR11_)	1ZZ-FE	04.04 - 03.09	1794	B	95 kW	1237	7
COROLLA Verso (ZER_, ZZE12_, R1_) 1.8 (ZZE122)	1ZZ-FE	03.04 - 03.09	1794	B	97 kW	1237	7
COROLLA Verso (ZER_, ZZE12_, R1_) 2.0 D-4D (CUR10_)	1CD-FTV	04.04 - 03.09	1995	D	85 kW	1238	10
COROLLA Verso (ZER_, ZZE12_, R1_) 2.2 D-4D (AUR10_)	2AD-FHV	10.05 - 03.09	2231	D	130 kW	1238	13
COROLLA Verso (ZER_, ZZE12_, R1_) 2.2 D-4D (AUR10_)	2AD-FTV	10.05 - 03.09	2231	D	100 kW	1238	13
COROLLA Verso (_E12_) 1.5 (NZE120_)	1NZ-FE	07.01 - 02.04	1497	B	80 kW	1237	4
COROLLA Verso (_E12_) 1.8 VVT-i (ZZE122_)	1ZZ-FE	12.01 - 05.04	1794	B	99 kW	1237	7
COROLLA Verso (_E12_) 1.8 VVTi 4WD (ZZE126_, ZZE124)	1ZZ-FE	10.01 - 05.07	1794	B	99 kW	1237	7
COROLLA Verso (_E12_) 2.0 D-4D (CDE120_)	1CD-FTV	01.02 - 05.04	1995	D	66 kW	1238	10
CORONA Kombi (_T14_) 2.0 D (ST141)	2C	01.84 - 08.88	1974	D	54 kW	1238	14
CORONA Kombi (_T17_) 2.0 D (CT176V_)	2C	12.87 - 10.92	1974	D	54 kW	1238	14
CORONA Kombi (_T19_) 2.0 TD (CT190)	2C-T	07.94 - 09.97	1974	D	61 kW	1238	14
CORONA Liftback (_T17_) 2.0 D (CT170)	2C	12.87 - 01.92	1974	D	54 kW	1238	14
CORONA Liftback (_T19_) 2.0 TD (CT190)	2C-T	07.94 - 09.97	1974	D	61 kW	1238	14








			ccm		kw		1 POS
CORONA Stufenheck (_T14_,_T15_,_T16_) 2.0 D (ST141_)	2C	01.84 - 08.88	1974	D	54 kW	1238	14
CORONA Stufenheck (_T17_) 2.0 D (CT170)	2C	12.87 - 01.92	1974	D	54 kW	1238	14
CORONA Stufenheck (_T19_) 2.0 D (CT190)	2C	02.92 - 01.96	1974	D	54 kW	1238	14
CORONA Stufenheck (_T19_) 2.0 D 4WD (CT195)	2C	02.92 - 01.96	1974	D	54 kW	1238	14
CORONA Stufenheck (_T19_) 2.0 TD (CT190)	2C-T	07.94 - 09.97	1974	D	61 kW	1238	14
CORONA Stufenheck (_T21_) 2.0 D	1CD-FTV	01.00 - 09.03	1995	D	81 kW	1238	10
CORONA Stufenheck (_T21_) 2.0 D	2C-T	06.97 - 02.00	1974	D	64 kW	1238	14
CORONA Stufenheck (_T21_) 2.0 TD (CT210)	2C-T	01.96 - 12.97	1974	D	65 kW	1238	14
CRESSIDA Kombi (_X8_) 2.4 TD	2L-TII	10.88 - 09.92	2446	D	69 kW	1239	18
CRESSIDA Station Wagon (_X6_) 2.2 D (LX60_)	L	09.80 - 04.85	2188	D	49 kW	1238	15
CRESSIDA Stufenheck (_X6_) 2.2 D (LX60)	L	09.80 - 04.85	2188	D	49 kW	1238	15
CRESSIDA Stufenheck (_X7_) 2.4 TD (LX71)	2L-T	05.85 - 09.88	2446	D	66 kW	1239	18
CRESSIDA Stufenheck (_X7_) 2.4 TD (LX71)	2L-T	01.85 - 10.88	2446	D	63 kW	1239	18
CRESSIDA Stufenheck (_X8_) 2.4 TD (LX80)	2L-TII	10.88 - 01.93	2446	D	69 kW	1239	18
CRESTA III Stufenheck (_X8_) 2.4 D (LX80)	2L	09.88 - 09.92	2446	D	63 kW	1239	17
CRESTA III Stufenheck (_X8_) 2.4 D (LX80Y)	2L	09.88 - 09.92	2446	D	61 kW	1239	17
CRESTA III Stufenheck (_X8_) 2.4 TD (LX80)	2L-T	09.88 - 09.92	2446	D	71 kW	1239	18
CRESTA III Stufenheck (_X8_) 2.4 TD (LX80)	2L-T	09.88 - 09.92	2446	D	94 kW	1239	18
CRESTA IV Stufenheck (_X9_) 2.4 TD (LX90)	2L-TE	10.92 - 09.96	2446	D	71 kW	1239	18
CRESTA V Stufenheck (_X10_) 2.4 TD (LX100)	2L-TE	10.96 - 06.01	2446	D	71 kW	1239	18
CROWN (_S15_) 2.4 D (LS151)	2L-TE	12.95 - 09.99	2446	D	71 kW	1239	18
CROWN (_S15_) 2.4 D (MCV150)	2L-TE	08.94 - 07.02	2446	D	67 kW	1239	18
CROWN (_S17_) 2.4 D	2L-TE	09.99 - 07.02	2446	D	67 kW	1239	18
CROWN (_S1_) 2.2 D (LS110_)	L	04.80 - 07.83	2188	D	53 kW	1238	15
DELIBOY Bus (KXC1_,_CXC1_) 2.0 D (CXC10)	2C	10.89 - 10.95	1974	D	54 kW	1238	14
DUET (M11_,_M10_) 1.0 (M100AS)	EJ-DE	04.98 - 04.04	989	B	40 kW	1237	1
DYNA 100 Pritsche/Fahrgestell (LY1_,_YY1_) 2.4 D (LY100_)	2L	05.95 - 07.01	2446	D	54 kW	1239	17
DYNA 100 Pritsche/Fahrgestell (LY1_,_YY1_) 2.4 D (LY100_)	2L	05.95 - 07.01	2446	D	58 kW	1239	17
DYNA 150 Pritsche/Fahrgestell (LY_) 2.4 D (LY60)	2L	09.88 - 04.95	2446	D	55 kW	1239	17
DYNA 150 Pritsche/Fahrgestell (LY_) 2.8 D (LY211)	3L	05.95 - 08.98	2779	D	61 kW	1240	21
DYNA 150 Pritsche/Fahrgestell (LY_) 2.8 D (LY61_)	3L	08.88 - 05.95	2779	D	61 kW	1240	21
DYNA 150 Pritsche/Fahrgestell (LY_) 3.0 D (LY102, LY112, LY122)	5L	09.98 - 07.01	2986	D	65 kW	1240	22
DYNA 150 Pritsche/Fahrgestell (LY_) 2.4 D (LY60_)	2L	08.85 - 08.87	2446	D	54 kW	1239	17
DYNA Bus (XZU3_,_XZU4_,_WU4_,_WU3_,_LY2_,_KDY2_) 3.0 D4d (KDY241)	1KD-FTV	09.06	2982	D	106 kW	1240	20
DYNA Bus (XZU3_,_XZU4_,_WU4_,_WU3_,_LY2_,_KDY2_) 3.0 D4d	1KD-FTV	08.01 - 02.08	2982	D	81 kW	1240	20
DYNA Pick-up 2.4 D	2L	08.77 - 04.79	2446	D	55 kW	1239	17
DYNA Pritsche/Fahrgestell (KD_,_LY_,_Y2_,_U3_,_U4_,_U6_,_150 4-093	5L	01.16	2986	D	67 kW	1240	22
DYNA Pritsche/Fahrgestell (KD_,_LY_,_Y2_,_U3_,_U4_,_U6_,_2.5 D4d (KDY220_,_KDY230_)	2KD-FTV	07.01	2494	D	65 kW	1239	16
DYNA Pritsche/Fahrgestell (KD_,_LY_,_Y2_,_U3_,_U4_,_U6_,_2.5 D4d (KDY230, KDY250)	2KD-FTV	08.01	2494	D	75 kW	1239	16
DYNA Pritsche/Fahrgestell (KD_,_LY_,_Y2_,_U3_,_U4_,_U6_,_3.0 D4d (KDY221, KDY231)	1KD-FTV	10.09	2982	D	100 kW	1240	20
DYNA Pritsche/Fahrgestell (KD_,_LY_,_Y2_,_U3_,_U4_,_U6_,_3.0 D4d (KDY221, KDY231, KDY251, KDY261)	1KD-FTV	10.09	2982	D	106 kW	1240	20
DYNA Pritsche/Fahrgestell (KD_,_LY_,_Y2_,_U3_,_U4_,_U6_,_3.0 D4d (KDY261_,_KDY251_,_KDY231_,_KDY221_)	1KD-FTV	09.06	2982	D	80 kW	1240	20
DYNA Pritsche/Fahrgestell (KD_,_LY_,_Y2_,_U3_,_U4_,_U6_,_3.0 D4d (LY220, LY230)	5L	08.01	2986	D	65 kW	1240	22
DYNA Pritsche/Fahrgestell (KD_,_LY_,_Y2_,_U3_,_U4_,_U6_,_3.0 D4d (LY280)	5L	08.01	2986	D	67 kW	1240	22
DYNA Pritsche/Fahrgestell (KD_,_LY_,_Y2_,_U3_,_U4_,_U6_,_3.0 D4d 4WD (KDY271)	1KD-FTV	09.06	2982	D	106 kW	1240	20
DYNA Pritsche/Fahrgestell (KD_,_LY_,_Y2_,_U3_,_U4_,_U6_,_4-093	5L	07.01 - 12.07	2986	D	67 kW	1240	22
DYNA Pritsche/Fahrgestell (LH8_) 2.4 D (LH80_)	2L	08.87 - 04.95	2446	D	55 kW	1239	17
DYNA Pritsche/Fahrgestell (LH8_) 2.4 D (LH80, LY50_, LY60_)	2L	08.85 - 05.95	2446	D	61 kW	1239	17
DYNA Pritsche/Fahrgestell (U_,_Y_) 2.4 D	2L	08.77 - 04.79	2446	D	55 kW	1239	17
DYNA Pritsche/Fahrgestell (U_,_Y_) 4-093	5L	09.98 - 12.07	2986	D	67 kW	1240	22
ECHO Stufenheck (_P1_) 1.3 (NCP11)	2NZ-FE	04.03 - 08.05	1299	B	60 kW	1237	4
ECHO Stufenheck (_P1_) 1.3 (NCP11)	2NZ-FE	04.03 - 08.05	1299	B	64 kW	1237	4
ECHO Stufenheck (_P1_) 1.5 (NCP12_)	1NZ-FE	08.99 - 10.05	1497	B	78 kW	1237	4
ECHO Stufenheck (_P1_) 1.5 (NCP12_)	1NZ-FE	08.99 - 12.05	1497	B	81 kW	1237	4
ESQUIRE (_R8_) 1.8 Hybrid (ZWR80_)	2ZR-FXE	10.14	1798	B	73 kW	1238	8
ETIOS (_K1_) 1.4 D-4D (NUK10_)	1ND-TV	06.11	1364	D	50 kW	1237	2
ETIOS Stufenheck (_K1_) 1.4 D-4D (NUK15_)	1ND-TV	09.11 - 04.20	1364	D	50 kW	1237	2
FORTUNER (_N15_,_N16_) 2.5 D (KUN165_)	2KD-FTV	03.16 - 08.17	2494	D	75 kW	1239	16
FORTUNER (_N15_,_N16_) 2.5 D-4D (KUN165)	2KD-FTV	05.15	2494	D	106 kW	1239	16
FORTUNER (_N15_,_N16_) 3.0 D 4WD (LAN155_)	5L-E	03.16	2986	D	70 kW	1240	22
FORTUNER (_N15_,_N16_) 3.0 Tdi 4x4 (KUN156_)	1KD-FTV	05.15	2982	D	120 kW	1240	20








FORTUNER (_N5_ , _N6_) 2.5 D-4D (KUN60)	2KD-FTV	01.09 - 09.15	2494	D	106 kW	1239	16
FORTUNER (_N5_ , _N6_) 2.5 D-4D (KUN60, RZN205)	2KD-FTV	06.04 - 05.15	2494	D	75 kW	1239	16
FORTUNER (_N5_ , _N6_) 2.5 D-4D 4WD (KUN50)	2KD-FTV	01.09 - 05.15	2494	D	75 kW	1239	16
FORTUNER (_N5_ , _N6_) 2.5 D-4D 4WD (RZN215, KUN50)	2KD-FTV	07.11 - 09.15	2494	D	106 kW	1239	16
FORTUNER (_N5_ , _N6_) 3.0 D (KUN61)	1KD-FTV	08.09 - 05.15	2982	D	120 kW	1240	20
FORTUNER (_N5_ , _N6_) 3.0 D (KUN61)	1KD-FTV	08.09 - 05.15	2982	D	125 kW	1240	20
FORTUNER (_N5_ , _N6_) 3.0 D (KUN61_)	1KD-FTV	01.05 - 05.15	2982	D	126 kW	1240	20
FORTUNER (_N5_ , _N6_) 3.0 D 4WD (KUN51)	1KD-FTV	06.04 - 05.15	2982	D	120 kW	1240	20
FORTUNER (_N5_ , _N6_) 3.0 D 4WD (KUN51)	1KD-FTV	08.09 - 05.15	2982	D	125 kW	1240	20
FORTUNER (_N5_ , _N6_) 3.0 D 4WD (KUN51_)	1KD-FTV	08.09 - 05.15	2982	D	126 kW	1240	20
GRANVIA (_H2_ , _H1_) 3.0 TD (KCH10)	1KZ-TE	08.95 - 12.02	2982	D	103 kW	1240	20
GRANVIA (_H2_ , _H1_) 3.0 TD 4x4 (KCH16)	1KZ-TE	08.95 - 12.02	2982	D	103 kW	1240	20
GRANVIA (_H2_ , _H1_) 3.0 TD 4x4 (KCH16)	1KZ-TE	08.95 - 05.02	2982	D	96 kW	1240	20
GRANVIA (_H2_ , _H1_) 3.0 TDi (KCH10)	1KZ-TE	08.95 - 12.04	2982	D	96 kW	1240	20
HIACE / COMMUTER V Bus (TRH2_ , KDH2_ , LH2_ , GDH2_) 2.5 D-4D (KDH202)	2KD-FTV	09.06	2494	D	75 kW	1239	16
HIACE / COMMUTER V Bus (TRH2_ , KDH2_ , LH2_ , GDH2_) 2.5 D-4D (KDH222, KDH202, KDH212)	2KD-FTV	09.06 - 06.14	2494	D	80 kW	1239	16
HIACE / COMMUTER V Bus (TRH2_ , KDH2_ , LH2_ , GDH2_) 2.5 D-4D 4WD (KDH205, KDH227, KDH225)	2KD-FTV	08.04 - 09.07	2494	D	94 kW	1239	16
HIACE / COMMUTER V Bus (TRH2_ , KDH2_ , LH2_ , GDH2_) 3.0 D (KDH203_ , KDH221, KDH223)	1KD-FTV	08.04	2982	D	80 kW	1240	20
HIACE / COMMUTER V Bus (TRH2_ , KDH2_ , LH2_ , GDH2_) 3.0 D (KDH223)	1KD-FTV	05.10	2982	D	100 kW	1240	20
HIACE / COMMUTER V Bus (TRH2_ , KDH2_ , LH2_ , GDH2_) 3.0 D (KDH223)	1KD-FTV	11.08	2982	D	106 kW	1240	20
HIACE / COMMUTER V Bus (TRH2_ , KDH2_ , LH2_ , GDH2_) 3.0 D (LH202_ , LH212_ , LH222_)	5L	01.05	2986	D	65 kW	1240	22
HIACE II Bus (_H11_ , _H2_ , _H3_ , _H4_) 2.2 D (LH20, LH30)	L	09.79 - 10.82	2188	D	49 kW	1238	15
HIACE II Kasten (_H11_ , _H2_ , _H3_ , _H4_) 2.2 D (LH20, LH30)	L	01.79 - 03.83	2188	D	49 kW	1238	15
HIACE II Pick-up (_H11_ , _H2_ , _H3_ , _H4_) 2.2 D (LH11)	L	01.79 - 07.85	2188	D	49 kW	1238	15
HIACE III Bus (_H5_ , _H6_ , _H7_ , _H8_ , _H9_) 2.2 D (LH50, LH60)	L	12.82 - 11.89	2188	D	49 kW	1238	15
HIACE III Bus (_H5_ , _H6_ , _H7_ , _H8_ , _H9_) 2.4 D (LH51, LH61, LH66)	2L	04.84 - 08.89	2446	D	55 kW	1239	17
HIACE III Bus (_H5_ , _H6_ , _H7_ , _H8_ , _H9_) 2.4 D 4WD (LH56, LH66)	2L	01.87 - 08.89	2446	D	54 kW	1239	17
HIACE III Kasten (_H5_ , _H6_ , _H7_ , _H8_ , _H9_) 2.2 D (LH50, LH60)	L	12.82 - 11.89	2188	D	49 kW	1238	15
HIACE III Kasten (_H5_ , _H6_ , _H7_ , _H8_ , _H9_) 2.4 D (LH61, LH51)	2L	12.82 - 11.89	2446	D	55 kW	1239	17
HIACE III Kasten (_H5_ , _H6_ , _H7_ , _H8_ , _H9_) 2.4 D 4WD (LH56, LH66)	2L	04.84 - 07.89	2446	D	55 kW	1239	17
HIACE IV Bus (_H1_) 2.4 D (LH100, LH110, LH104, LH114)	2L	08.89 - 12.04	2446	D	57 kW	1239	17
HIACE IV Bus (_H1_) 2.4 D (LH102)	2L	08.89 - 08.95	2446	D	55 kW	1239	17
HIACE IV Bus (_H1_) 2.4 D 4WD (LH100, LH102, LH110, LH140)	2L	09.89 - 08.95	2446	D	57 kW	1239	17
HIACE IV Bus (_H1_) 2.4 D 4WD (LH51_ , LH61_ , LH66_ , LH71_)	2L	08.87 - 08.95	2446	D	55 kW	1239	17
HIACE IV Bus (_H1_) 2.4 D	2L	03.94 - 10.98	2446	D	62 kW	1239	17
HIACE IV Bus (_H1_) 2.8 D (LH105, LH125)	3L	08.89 - 08.00	2779	D	61 kW	1240	21
HIACE IV Bus (_H1_) 3.0 D (LH174)	5L	08.98 - 08.04	2986	D	65 kW	1240	22
HIACE IV Bus (_H1_) 3.0 TD (KCH40)	1KZ-TE	08.99 - 05.02	2982	D	104 kW	1240	20
HIACE IV Bus (_H1_) 3.0 TD (KZH100, KZH110, KZH120)	1KZ-TE	08.93 - 08.04	2982	D	96 kW	1240	20
HIACE IV Bus (_H1_) 3.0 TD 4WD (KZH106, KZH116, KZH126)	1KZ-TE	08.93 - 08.04	2982	D	96 kW	1240	20
HIACE IV Bus (_H1_ , _H2_) 2.4 D (LH102, LH112, LH114, LXH12, LXH22)	2L	08.95 - 08.01	2446	D	61 kW	1239	17
HIACE IV Bus (_H1_ , _H2_) 2.4 D (LXH12)	2L	08.95 - 08.01	2446	D	55 kW	1239	17
HIACE IV Bus (_H1_ , _H2_) 2.4 D (LXH12, LXH22)	2L	08.95 - 08.01	2446	D	58 kW	1239	17
HIACE IV Bus (_H1_ , _H2_) 2.4 TD (LXH12, LXH22)	2L-T	08.95 - 08.01	2446	D	66 kW	1239	18
HIACE IV Bus (_H1_ , _H2_) 2.4 TD 4WD (LXH18, LXH28)	2L-T	08.95 - 08.01	2446	D	66 kW	1239	18
HIACE IV Bus (_H1_ , _H2_) 2.5 D-4D (KLH12)	2KD-FTV	08.01 - 08.06	2494	D	65 kW	1239	16
HIACE IV Bus (_H1_ , _H2_) 2.5 D-4D (KLH12, KLH22)	2KD-FTV	08.01 - 08.06	2494	D	75 kW	1239	16
HIACE IV Bus (_H1_ , _H2_) 2.5 D-4D (KLH12, KLH22)	2KD-FTV	09.06 - 12.12	2494	D	70 kW	1239	16
HIACE IV Bus (_H1_ , _H2_) 2.5 D-4D (KLH12, KLH22)	2KD-FTV	08.06 - 12.12	2494	D	86 kW	1239	16
HIACE IV Bus (_H1_ , _H2_) 2.5 D-4D 4WD (KLH18)	2KD-FTV	09.06 - 12.12	2494	D	86 kW	1239	16
HIACE IV Bus (_H1_ , _H2_) 2.5 D-4D 4WD (KLH18)	2KD-FTV	11.01 - 08.06	2494	D	75 kW	1239	16
HIACE IV Kasten (_H1_) 2.4 D (LH102, LH104, LH112)	2L	09.89 - 08.95	2446	D	57 kW	1239	17
HIACE IV Kasten (_H1_) 2.4 D (LH112)	2L	08.89 - 08.04	2446	D	55 kW	1239	17
HIACE IV Kasten (_H1_) 2.4 D 4WD (LH108, LH118)	2L	08.89 - 07.99	2446	D	55 kW	1239	17
HIACE IV Kasten (_H1_) 2.4 D 4WD	2L	09.89 - 08.95	2446	D	57 kW	1239	17
HIACE IV Kasten (_H1_) 2.4 D	2L	01.92 - 08.95	2446	D	53 kW	1239	17
HIACE IV Kasten (_H1_) 2.8 D (LH105, LH103, LH113)	3L	08.89 - 08.00	2779	D	61 kW	1240	21
HIACE IV Kasten (_H1_) 2.8 D 4WD (LH109)	3L	08.89 - 07.98	2779	D	61 kW	1240	21
HIACE IV Kasten (_H1_) 3.0 D (LH162, LH172)	5L	08.98 - 02.05	2986	D	65 kW	1240	22

			ccm		kw		1 POS
HIACE IV Kasten (_H1_) 3.0 TD	1KZ-T	08.96 - 06.99	2982	D	92 kW	1240	20
HIACE IV Kasten (_H1_ , _H2_) 2.4 D (LXH12, LXH22)	2L	08.95 - 08.01	2446	D	58 kW	1239	17
HIACE IV Kasten (_H1_ , _H2_) 2.4 D (LXH12, LXH22)	2L	08.95 - 08.01	2446	D	61 kW	1239	17
HIACE IV Kasten (_H1_ , _H2_) 2.4 D (LXH12, LXH22)	2L	08.95 - 08.01	2446	D	55 kW	1239	17
HIACE IV Kasten (_H1_ , _H2_) 2.4 TD (LXH12, LXH22)	2L-T	08.95 - 08.01	2446	D	66 kW	1239	18
HIACE IV Kasten (_H1_ , _H2_) 2.4 TD 4WD (LXH18, LXH28)	2L-T	08.95 - 08.01	2446	D	66 kW	1239	18
HIACE IV Kasten (_H1_ , _H2_) 2.5 D-4D (KLH12, KLH22)	2KD-FTV	08.01 - 08.06	2494	D	65 kW	1239	16
HIACE IV Kasten (_H1_ , _H2_) 2.5 D-4D (KLH12, KLH22)	2KD-FTV	08.01 - 08.06	2494	D	75 kW	1239	16
HIACE IV Kasten (_H1_ , _H2_) 2.5 D-4D (KLH12, KLH22)	2KD-FTV	09.06 - 12.12	2494	D	86 kW	1239	16
HIACE IV Kasten (_H1_ , _H2_) 2.5 D-4D (KLH12, KLH22)	2KD-FTV	09.06 - 12.12	2494	D	70 kW	1239	16
HIACE IV Kasten (_H1_ , _H2_) 2.5 D-4D 4WD (KLH18, KLH28)	2KD-FTV	08.01 - 08.06	2494	D	75 kW	1239	16
HIACE IV Kasten (_H1_ , _H2_) 2.5 D-4D 4WD (KLH18, KLH28)	2KD-FTV	08.01 - 08.04	2494	D	65 kW	1239	16
HIACE IV Kasten (_H1_ , _H2_) 2.5 D-4D 4WD (KLH28, KLH18)	2KD-FTV	09.06 - 12.12	2494	D	86 kW	1239	16
HIACE V Bus 2.5 D-4D (KDH200)	2KD-FTV	05.19	2494	D	75 kW	1239	16
HIACE V Kasten (TRH2_ , KDH2_ , LH2_ , GDH2_) 2.5 D-4D (KDH200, KDH202, KDH212, KDH222)	2KD-FTV	09.06	2494	D	86 kW	1239	16
HIACE V Kasten (TRH2_ , KDH2_ , LH2_ , GDH2_) 2.5 D-4D (KDH200, KDH220)	2KD-FTV	09.06	2494	D	80 kW	1239	16
HIACE V Kasten (TRH2_ , KDH2_ , LH2_ , GDH2_) 2.5 D-4D (KDH20_ , KDH21_ , KDH22_ , KDH200)	2KD-FTV	06.04	2494	D	75 kW	1239	16
HIACE V Kasten (TRH2_ , KDH2_ , LH2_ , GDH2_) 2.5 D-4D	2KD-FTV	09.06	2494	D	70 kW	1239	16
HIACE V Kasten (TRH2_ , KDH2_ , LH2_ , GDH2_) 3.0 D (KDH200, KDH223)	1KD-FTV	01.05	2982	D	75 kW	1240	20
HIACE V Kasten (TRH2_ , KDH2_ , LH2_ , GDH2_) 3.0 D (KDH201, KDH203, KDH221)	1KD-FTV	11.08	2982	D	106 kW	1240	20
HIACE V Kasten (TRH2_ , KDH2_ , LH2_ , GDH2_) 3.0 D (KDH201, KDH221)	1KD-FTV	11.06	2982	D	80 kW	1240	20
HIACE V Kasten (TRH2_ , KDH2_ , LH2_ , GDH2_) 3.0 D (KDH221, KDH201)	1KD-FTV	05.10	2982	D	100 kW	1240	20
HIACE V Kasten (TRH2_ , KDH2_ , LH2_ , GDH2_) 3.0 D 4WD (KDH206)	1KD-FTV	09.07 - 11.08	2982	D	100 kW	1240	20
HIACE V Kasten (TRH2_ , KDH2_ , LH2_ , GDH2_) 3.0 D 4WD (KDH206)	1KD-FTV	11.08 - 05.19	2982	D	106 kW	1240	20
HIACE V Kasten (TRH2_ , KDH2_ , LH2_ , GDH2_) 3.0 D	5L	01.05	2986	D	65 kW	1240	22
HILUX II SUV (LN_ , KZN1_ , VZN1_ , RN1_) 2.4 TD (LN85)	2L-T	10.91 - 07.97	2446	D	66 kW	1239	18
HILUX II SUV (LN_ , KZN1_ , VZN1_ , RN1_) 2.4 TD 4WD (LN130)	2L-TE	04.89 - 11.98	2446	D	66 kW	1239	18
HILUX II SUV (LN_ , KZN1_ , VZN1_ , RN1_) 2.4 TD 4WD (LN130)	2L-T	04.89 - 11.98	2446	D	66 kW	1239	18
HILUX II SUV (LN_ , KZN1_ , VZN1_ , RN1_) 2.4 TD 4WD (LN130_)	2L-T	08.88 - 08.97	2446	D	92 kW	1239	18
HILUX II SUV (LN_ , KZN1_ , VZN1_ , RN1_) 2.4 TDi 4WD (LN130)	2L-TE	08.90 - 07.93	2446	D	71 kW	1239	18
HILUX II SUV (LN_ , KZN1_ , VZN1_ , RN1_) 3.0 TDi (KZN130_)	1KZ-TE	08.93 - 10.95	2982	D	96 kW	1240	20
HILUX II SUV (LN_ , KZN1_ , VZN1_ , RN1_) 3.0 TDi (KZN130_)	1KZ-TE	08.93 - 10.95	2982	D	96 kW	1240	20
HILUX II SUV (LN_ , KZN1_ , VZN1_ , RN1_) 3.0 TDiC 4WD (KZN130)	1KZ-T	08.93 - 07.97	2982	D	92 kW	1240	20
HILUX III Pick-up (_N3_ , _N4_) 2.2 D (LN30_ , LN36_ , LN40_ , LN46_)	L	09.80 - 03.84	2188	D	46 kW	1238	15
HILUX III Pick-up (_N3_ , _N4_) 2.2 D (LN40, LN30)	L	01.79 - 07.83	2188	D	49 kW	1238	15
HILUX III Pick-up (_N3_ , _N4_) 2.2 D 4WD (LN36, LN46)	L	09.80 - 03.84	2188	D	46 kW	1238	15
HILUX III SUV (_N1_ , _N2_) 2.4 TD 4WD (LN165)	2L-T	08.97 - 07.01	2446	D	66 kW	1239	18
HILUX III SUV (_N1_ , _N2_) 2.5 D-4D (KDN150, KDN155, KDN190)	2KD-FTV	08.01 - 08.05	2494	D	75 kW	1239	16
HILUX III SUV (_N1_ , _N2_) 2.5 D-4D 4WD (KDN165)	2KD-FTV	08.01 - 08.05	2494	D	75 kW	1239	16
HILUX III SUV (_N1_ , _N2_) 3.0 D (LN157)	5L	11.97 - 05.05	2986	D	70 kW	1240	22
HILUX III SUV (_N1_ , _N2_) 3.0 D 4WD (LN157)	5L	11.97 - 05.05	2986	D	70 kW	1240	22
HILUX III SUV (_N1_ , _N2_) 3.0 D 4WD (LN205)	5L-E	01.02 - 02.05	2986	D	66 kW	1240	22
HILUX III SUV (_N1_ , _N2_) 3.0 D 4WD (LN205)	5L	01.02 - 02.05	2986	D	66 kW	1240	22
HILUX III SUV (_N1_ , _N2_) 3.0 TD 4WD (KZN185)	1KZ-TE	08.98 - 06.00	2982	D	108 kW	1240	20
HILUX III SUV (_N1_ , _N2_) 3.0 TD 4WD (KZN185)	1KZ-TE	12.95 - 07.98	2982	D	96 kW	1240	20
HILUX III SUV (_N1_ , _N2_) 3.0 TD 4WD (KZN185)	1KZ-TE	01.97 - 12.02	2982	D	85 kW	1240	20
HILUX III SUV (_N1_ , _N2_) 3.0 TD 4WD (KZN205)	1KZ-TE	01.98 - 04.05	2982	D	87 kW	1240	20
HILUX IV Pick-up (_N5_ , _N6_) 2.2 D (LN50, LN55)	L	08.83 - 12.84	2188	D	49 kW	1238	15
HILUX IV Pick-up (_N5_ , _N6_) 2.2 D 4WD (LN50_ , LN55_)	L	11.82 - 08.84	2188	D	49 kW	1238	15
HILUX IV Pick-up (_N5_ , _N6_) 2.4 D (LN51_ , LN56)	2L	09.84 - 07.88	2446	D	55 kW	1239	17
HILUX IV Pick-up (_N5_ , _N6_) 2.4 D (LN51_ , LN60_ , LN56)	2L	01.84 - 07.88	2446	D	56 kW	1239	17
HILUX IV Pick-up (_N5_ , _N6_) 2.4 D 4WD (LN65)	2L	08.83 - 07.88	2446	D	55 kW	1239	17
HILUX Pritsche/Fahrgestell (LN_ , _N1_) 2.4 D 4WD (LN65)	2L	01.84 - 08.88	2446	D	55 kW	1239	17
HILUX Pritsche/Fahrgestell (LN_ , _N1_) 2.4 D 4WD	2L	09.84 - 12.85	2446	D	62 kW	1239	17
HILUX Pritsche/Fahrgestell (LN_ , _N1_) 2.4 D	2L	09.84 - 12.85	2446	D	62 kW	1239	17
HILUX Pritsche/Fahrgestell (LN_ , _N1_) 2.8 D 4WD (LN106, LN111)	3L	10.88 - 12.97	2779	D	60 kW	1240	21
HILUX Pritsche/Fahrgestell (LN_ , _N1_) 3.0 D (LN147)	5L-E	08.97 - 09.00	2986	D	71 kW	1240	22
HILUX Pritsche/Fahrgestell (LN_ , _N1_) 3.0 D 4WD (KZN165_)	1KZ-T	08.97 - 08.05	2982	D	87 kW	1240	20
HILUX Pritsche/Fahrgestell (LN_ , _N1_) 3.0 D 4WD (LN167, LN172)	5L-E	08.97 - 08.05	2986	D	71 kW	1240	22
HILUX Pritsche/Fahrgestell (_N1_ , _N2_) 3.0 D (KUN16_)	1KD-FTV	02.05	2982	D	126 kW	1240	20
HILUX Pritsche/Fahrgestell (_N1_ , _N2_) 3.0 D 4WD (KUN26)	1KD-FTV	02.05	2982	D	126 kW	1240	20








							
HILUX Pritsche/Fahrgestell (_N1_, _N2_) 3.0 D 4WD (KUN26)	1KD-FTV	02.05	2982	D	120 kW	1240	20
HILUX V Pick-up (_N_, KZN1_, VZN1_) 2.4 D (LN5_, LN85, LN90)	2L	10.88 - 07.97	2446	D	55 kW	1239	17
HILUX V Pick-up (_N_, KZN1_, VZN1_) 2.4 D (LN85, LN90)	2L	10.91 - 07.97	2446	D	59 kW	1239	17
HILUX V Pick-up (_N_, KZN1_, VZN1_) 2.4 D (LN85_, LN110, LN90)	2L	09.88 - 08.97	2446	D	61 kW	1239	17
HILUX V Pick-up (_N_, KZN1_, VZN1_) 2.4 D (LN90_)	2L	03.95 - 08.97	2446	D	58 kW	1239	17
HILUX V Pick-up (_N_, KZN1_, VZN1_) 2.4 D 4WD (LN105, LN110)	2L	09.88 - 08.97	2446	D	61 kW	1239	17
HILUX V Pick-up (_N_, KZN1_, VZN1_) 2.4 D 4WD (LN105_, LN108_, LN110_)	2L	09.94 - 07.97	2446	D	55 kW	1239	17
HILUX V Pick-up (_N_, KZN1_, VZN1_) 2.4 D 4WD (LN110_)	2L	01.94 - 12.97	2446	D	58 kW	1239	17
HILUX V Pick-up (_N_, KZN1_, VZN1_) 2.4 D 4WD	2L-T	09.88 - 08.97	2446	D	92 kW	1239	18
HILUX V Pick-up (_N_, KZN1_, VZN1_) 2.4 D 4WD	2L	04.92 - 08.97	2446	D	60 kW	1239	17
HILUX V Pick-up (_N_, KZN1_, VZN1_) 2.4 D	2L	04.92 - 08.97	2446	D	60 kW	1239	17
HILUX V Pick-up (_N_, KZN1_, VZN1_) 2.4 TD (LN90)	2L-T	01.92 - 01.99	2446	D	66 kW	1239	18
HILUX V Pick-up (_N_, KZN1_, VZN1_) 2.4 TD (LN90)	2L	01.92 - 01.99	2446	D	66 kW	1239	17
HILUX V Pick-up (_N_, KZN1_, VZN1_) 2.8 (LN86)	3L	01.97 - 08.99	2779	D	57 kW	1240	21
HILUX V Pick-up (_N_, KZN1_, VZN1_) 2.8 4x4 (LN107)	3L	01.97 - 08.01	2779	D	57 kW	1240	21
HILUX V Pick-up (_N_, KZN1_, VZN1_) 2.8 D (LN107)	3L	01.95 - 12.98	2779	D	61 kW	1240	21
HILUX V Pick-up (_N_, KZN1_, VZN1_) 2.8 D (LN81)	3L	01.95 - 08.98	2779	D	65 kW	1240	21
HILUX V Pick-up (_N_, KZN1_, VZN1_) 2.8 D (LN86)	3L	09.91 - 08.97	2779	D	60 kW	1240	21
HILUX V Pick-up (_N_, KZN1_, VZN1_) 2.8 D 4WD (LN100)	3L	01.95 - 08.98	2779	D	65 kW	1240	21
HILUX V Pick-up (_N_, KZN1_, VZN1_) 2.8 D 4WD (LN107, LN111, LN166, LN106)	3L	10.88 - 12.97	2779	D	60 kW	1240	21
HILUX V Pick-up (_N_, KZN1_, VZN1_) 3.0 D 4WD (KZN130_)	1KZ-TE	08.93 - 11.95	2982	D	92 kW	1240	20
HILUX V Pick-up (_N_, KZN1_, VZN1_) 3.0 D 4WD (KZN130_)	1KZ-T	08.93 - 11.95	2982	D	92 kW	1240	20
HILUX VI Pick-up (_N1_) 2.4 D (LN145, LN150)	2L	08.97 - 07.05	2446	D	58 kW	1239	17
HILUX VI Pick-up (_N1_) 2.4 D (LN145, LN150)	2L	08.97 - 08.01	2446	D	61 kW	1239	17
HILUX VI Pick-up (_N1_) 2.4 D (LN150, LN145)	2L	08.97 - 04.05	2446	D	55 kW	1239	17
HILUX VI Pick-up (_N1_) 2.4 D 4WD	2L	08.97 - 08.01	2446	D	61 kW	1239	17
HILUX VI Pick-up (_N1_) 2.4 TD (LN190)	2L-T	08.97 - 07.01	2446	D	66 kW	1239	18
HILUX VI Pick-up (_N1_) 2.4 TD 4WD (LN165_, LN170_, LN190_)	2L-T	08.98 - 01.02	2446	D	66 kW	1239	18
HILUX VI Pick-up (_N1_) 2.5 D-4D (KDN145, KDN150)	2KD-FTV	11.01 - 07.05	2494	D	65 kW	1239	16
HILUX VI Pick-up (_N1_) 2.5 D-4D (KDN150, KDN155, KDN190)	2KD-FTV	08.01 - 08.05	2494	D	75 kW	1239	16
HILUX VI Pick-up (_N1_) 2.5 D-4D 4WD (KDN165, KDN170, KDN190)	2KD-FTV	11.01 - 07.05	2494	D	75 kW	1239	16
HILUX VI Pick-up (_N1_) 2.8 D 4WD (LN107)	3L	08.94 - 12.97	2779	D	61 kW	1240	21
HILUX VI Pick-up (_N1_) 2.8 D 4WD (LN166)	3L	08.97 - 07.05	2779	D	65 kW	1240	21
HILUX VI Pick-up (_N1_) 2.8 D 4WD	3L	10.97 - 06.01	2779	D	58 kW	1240	21
HILUX VI Pick-up (_N1_) 2.8 D	3L	10.97 - 06.01	2779	D	58 kW	1240	21
HILUX VI Pick-up (_N1_) 3.0 D (LN147, LN152)	5L	10.01 - 02.05	2986	D	67 kW	1240	22
HILUX VI Pick-up (_N1_) 3.0 D (LN147, LN152)	5L	11.97 - 05.05	2986	D	65 kW	1240	22
HILUX VI Pick-up (_N1_) 3.0 D (LN147, LN192)	5L-E	01.98 - 04.05	2986	D	71 kW	1240	22
HILUX VI Pick-up (_N1_) 3.0 D (LN147, LN192)	5L	01.98 - 04.05	2986	D	71 kW	1240	22
HILUX VI Pick-up (_N1_) 3.0 D 4WD (LN14_, LN152_)	5L	11.97 - 05.05	2986	D	65 kW	1240	22
HILUX VI Pick-up (_N1_) 3.0 D 4WD (LN16, LN172)	5L-E	01.98 - 07.05	2986	D	71 kW	1240	22
HILUX VI Pick-up (_N1_) 3.0 D 4WD (LN172, LN167)	5L	08.97 - 07.05	2986	D	67 kW	1240	22
HILUX VI Pick-up (_N1_) 3.0 D 4WD	5L	01.02 - 02.05	2986	D	85 kW	1240	22
HILUX VI Pick-up (_N1_) 3.0 D 4WD	5L	10.01 - 01.05	2986	D	86 kW	1240	22
HILUX VI Pick-up (_N1_) 3.0 D 4WD	5L	11.97 - 05.05	2986	D	70 kW	1240	22
HILUX VI Pick-up (_N1_) 3.0 D	5L	10.01 - 01.05	2986	D	86 kW	1240	22
HILUX VI Pick-up (_N1_) 3.0 D	5L	11.97 - 05.05	2986	D	70 kW	1240	22
HILUX VI Pick-up (_N1_) 3.0 TD 4WD (KZN165)	1KZ-TE	01.98 - 04.05	2982	D	85 kW	1240	20
HILUX VI Pick-up (_N1_) 3.0 TD 4WD (KZN165)	1KZ-T	01.98 - 04.05	2982	D	85 kW	1240	20
HILUX VI Pick-up (_N1_) 3.0 TD 4WD	1KZ-TE	08.97 - 12.00	2982	D	91 kW	1240	20
HILUX VI Pick-up (_N1_) 3.0 TD	1KZ-TE	08.97 - 12.00	2982	D	91 kW	1240	20
HILUX VI Pick-up (_N1_) 3.0 TD	1KZ-TE	11.00 - 06.05	2982	D	92 kW	1240	20
HILUX VI Pick-up (_N1_) 3.0 TD	1KZ-TE	01.00 - 04.05	2982	D	85 kW	1240	20
HILUX VI Pick-up (_N1_) 3.0 TD	1KZ-T	01.00 - 04.05	2982	D	85 kW	1240	20
HILUX VII Pick-up (_N1_, _N2_, _N3_) 2.5 D 4WD (KUN25)	2KD-FTV	03.05 - 05.15	2494	D	75 kW	1239	16
HILUX VII Pick-up (_N1_, _N2_, _N3_) 2.5 D-4D (KUN15)	2KD-FTV	08.05 - 10.06	2494	D	65 kW	1239	16
HILUX VII Pick-up (_N1_, _N2_, _N3_) 2.5 D-4D (KUN15, KUN35)	2KD-FTV	01.10 - 10.15	2494	D	106 kW	1239	16
HILUX VII Pick-up (_N1_, _N2_, _N3_) 2.5 D-4D (KUN15_)	2KD-FTV	06.06 - 05.15	2494	D	88 kW	1239	16
HILUX VII Pick-up (_N1_, _N2_, _N3_) 2.5 D-4D (KUN15_, KUN10)	2KD-FTV	03.05 - 05.15	2494	D	75 kW	1239	16
HILUX VII Pick-up (_N1_, _N2_, _N3_) 2.5 D-4D 4WD (KUN25)	2KD-FTV	12.07 - 12.15	2494	D	106 kW	1239	16
HILUX VII Pick-up (_N1_, _N2_, _N3_) 2.5 D-4D 4WD (KUN25_)	2KD-FTV	06.06 - 05.15	2494	D	88 kW	1239	16
HILUX VII Pick-up (_N1_, _N2_, _N3_) 2.5 D-4D 4WD (KUN25_)	2KD-FTV	11.04 - 12.05	2494	D	94 kW	1239	16

			ccm		kw		1 POS
HILUX VII Pick-up (_N1_, _N2_, _N3_) 3.0 D (KUN16)	1KD-FTV	08.06 - 05.15	2982	D	126 kW	1240	20
HILUX VII Pick-up (_N1_, _N2_, _N3_) 3.0 D (KUN16, KUN36, KUN16)	1KD-FTV	08.05 - 05.15	2982	D	120 kW	1240	20
HILUX VII Pick-up (_N1_, _N2_, _N3_) 3.0 D (LAN15, LAN35)	5L-E	07.05 - 12.14	2986	D	70 kW	1240	22
HILUX VII Pick-up (_N1_, _N2_, _N3_) 3.0 D (LAN25_)	5L-E	07.05 - 12.14	2986	D	70 kW	1240	22
HILUX VII Pick-up (_N1_, _N2_, _N3_) 3.0 D-4D 4WD (KUN26)	1KD-FTV	08.05 - 09.15	2982	D	126 kW	1240	20
HILUX VII Pick-up (_N1_, _N2_, _N3_) 3.0 D-4D 4WD (KUN26)	1KD-FTV	02.05 - 05.15	2982	D	120 kW	1240	20
HILUX VII Pick-up (_N1_, _N2_, _N3_) 3.0 D-4D 4WD (KUN26)	1KD-FTV	05.08 - 12.12	2982	D	145 kW	1240	20
HILUX VII Pick-up (_N1_, _N2_, _N3_) 3.0 D-4D 4WD (KUN26)	1KD-FTV	08.05 - 05.15	2982	D	124 kW	1240	20
HILUX VII Pick-up (_N1_, _N2_, _N3_) 3.0 Tdi (KUN16)	1KD-FTV	06.13 - 05.15	2982	D	130 kW	1240	20
HILUX VII Pick-up (_N1_, _N2_, _N3_) 3.0 Tdi 4x4 (KUN26)	1KD-FTV	06.13 - 05.15	2982	D	130 kW	1240	20
HILUX VIII Pick-up (_N1_) 2.5 D (KUN112, KUN122, KUN135_)	2KD-FTV	05.15	2494	D	75 kW	1239	16
HILUX VIII Pick-up (_N1_) 2.5 D (KUN112, KUN122, KUN135_)	2KD-FTV	05.15 - 03.19	2494	D	74 kW	1239	16
HILUX VIII Pick-up (_N1_) 2.5 D (KUN135)	2KD-FTV	05.15	2494	D	106 kW	1239	16
HILUX VIII Pick-up (_N1_) 2.5 D 4WD (KUN125_)	2KD-FTV	05.15 - 08.17	2494	D	106 kW	1239	16
HILUX VIII Pick-up (_N1_) 2.5 D 4WD (KUN125_)	2KD-FTV	08.15	2494	D	74 kW	1239	16
HILUX VIII Pick-up (_N1_) 2.5 D 4WD (KUN125_)	2KD-FTV	08.15	2494	D	75 kW	1239	16
HILUX VIII Pick-up (_N1_) 3.0 D 4WD (KUN126, KUN136)	1KD-FTV	08.15	2982	D	120 kW	1240	20
HILUX VIII Pick-up (_N1_) 3.0 D 4WD (LAN125_)	5L-E	05.15	2986	D	70 kW	1240	22
INNOVA / KIJANG INNOVA I (_N4_) 2.5 D (KUN40_)	2KD-FTV	07.03	2494	D	75 kW	1239	16
INNOVA / KIJANG INNOVA I (_N4_) 3.0 D	5L-E	07.03	2986	D	65 kW	1240	22
IQ (_J1_) 1.4 D-4D (NUJ10_)	1ND-TV	01.09 - 12.15	1364	D	66 kW	1237	2
ISIS (_M1_) 1.8 VVTi (ZGM10W, ZGE25)	2ZR-FAE	04.07 - 08.14	1798	B	106 kW	1238	8
ISIS (_M1_) 1.8 VVTi (ZNM10W)	1ZZ-FE	07.04 - 08.14	1794	B	97 kW	1237	7
ISIS (_M1_) 1.8 VVTi 4WD (ZGM15)	2ZR-FAE	09.12 - 12.17	1798	B	96 kW	1238	8
ISIS (_M1_) 1.8 VVTi 4WD (ZGM15G)	2ZR-FAE	04.07 - 08.14	1798	B	98 kW	1238	8
IST (NCP6_) 1.3 VVTi (NCP60)	2NZ-FE	05.04 - 07.07	1299	B	63 kW	1237	4
IST (NCP6_) 1.3 VVTi (NCP60)	2NZ-FE	05.02 - 06.07	1299	B	64 kW	1237	4
IST (NCP6_) 1.5 VVTi (NCP61_)	1NZ-FE	05.04 - 07.07	1497	B	80 kW	1237	4
IST (NCP6_) 1.5 VVTi 4WD (NCP65)	1NZ-FE	05.02 - 06.07	1497	B	80 kW	1237	4
KIJANG Bus (_F4_, _F5_) 2.4 D	2L	01.95 - 12.00	2446	D	54 kW	1239	17
LAND CRUISER (_J7_) 2.4 D (LJ70_)	2L	11.84 - 10.85	2446	D	53 kW	1239	17
LAND CRUISER (_J7_) 2.4 TD (LJ70)	2L-T	01.90 - 05.93	2446	D	66 kW	1239	18
LAND CRUISER (_J7_) 2.4 TD (LJ70, LJ73, LJ70RV)	2L-T	10.85 - 08.92	2446	D	63 kW	1239	18
LAND CRUISER (_J7_) 2.7 TD 4x4 (LJ79)	3L	04.90 - 03.96	2779	D	61 kW	1240	21
LAND CRUISER (_J7_) 3.0 TD (KZJ70, KZJ73, KZJ77, KZJ78)	1KZ-TE	05.93 - 05.96	2982	D	92 kW	1240	20
LAND CRUISER (_J7_) 3.0 TD (KZJ70, KZJ73, KZJ77, KZJ78)	1KZ-T	05.93 - 05.96	2982	D	92 kW	1240	20
LAND CRUISER 80 (_J8_) 3.0 TD	1KZ-T	01.90 - 02.98	2982	D	92 kW	1240	20
LAND CRUISER 90 (_J9_) 2.8 (LJ90, LJ95)	3L	04.96 - 05.99	2779	D	61 kW	1240	21
LAND CRUISER 90 (_J9_) 3.0 D-4D (KDJ90, KDJ95, KZJ9, LJ9, RZJ9, VZJ9_)	1KD-FTV	02.00 - 08.02	2982	D	125 kW	1240	20
LAND CRUISER 90 (_J9_) 3.0 D-4D 4WD (KDJ90, KDJ95_)	1KD-FTV	08.00 - 08.02	2982	D	120 kW	1240	20
LAND CRUISER 90 (_J9_) 3.0 TD (KZJ90, KZJ95)	1KZ-TE	04.95 - 07.00	2982	D	103 kW	1240	20
LAND CRUISER 90 (_J9_) 3.0 TD (KZJ90, KZJ95_)	1KZ-TE	04.96 - 02.03	2982	D	92 kW	1240	20
LAND CRUISER 90 (_J9_) 3.0 TD (KZJ95)	1KZ-TE	03.00 - 02.03	2982	D	96 kW	1240	20
LAND CRUISER Hardtop (_J7_) 2.4 TD (LJ70_)	2L-T	07.90 - 05.96	2446	D	66 kW	1239	18
LAND CRUISER Hardtop (_J7_) 3.0 TD (KZJ70_)	1KZ-T	05.93 - 05.96	2982	D	92 kW	1240	20
LAND CRUISER PRADO (_J12_) 3.0 D (KDJ120, KZJ120)	1KZ-TE	02.03 - 07.09	2982	D	98 kW	1240	20
LAND CRUISER PRADO (_J12_) 3.0 D (KZJ120_)	1KZ-TE	05.03 - 07.09	2982	D	96 kW	1240	20
LAND CRUISER PRADO (_J12_) 3.0 D (LJ120, LJ125)	5L-E	09.02 - 02.10	2986	D	70 kW	1240	22
LAND CRUISER PRADO (_J12_) 3.0 D-4D (KDJ120, KDJ125)	1KD-FTV	09.02 - 08.09	2982	D	120 kW	1240	20
LAND CRUISER PRADO (_J12_) 3.0 D-4D (KDJ120, KDJ125)	1KD-FTV	07.04 - 08.09	2982	D	122 kW	1240	20
LAND CRUISER PRADO (_J12_) 3.0 D-4D (KDJ120, KDJ125, KDJ121)	1KD-FTV	09.02 - 12.10	2982	D	127 kW	1240	20
LAND CRUISER PRADO (_J12_) 3.0 D-4D (KDJ120_)	1KD-FTV	08.06 - 07.09	2982	D	150 kW	1240	20
LAND CRUISER PRADO (_J12_) 3.0 D-4D (KZJ12)	1KZ-TE	09.02 - 07.09	2982	D	92 kW	1240	20
LAND CRUISER PRADO (_J15_) 3.0 D (LJ150_)	5L-E	07.09	2986	D	70 kW	1240	22
LAND CRUISER PRADO (_J15_) 3.0 D-4D (KDJ150, KDJ155)	1KD-FTV	08.09	2982	D	127 kW	1240	20
LAND CRUISER PRADO (_J15_) 3.0 D-4D (KDJ155, KDJ150_)	1KD-FTV	08.09	2982	D	140 kW	1240	20
LAND CRUISER PRADO (_J15_) 3.0 TDi (KDJ150_)	1KD-FTV	08.09	2982	D	120 kW	1240	20
LAND CRUISER VAN (_J15_) 3.0 D4d 4WD (KDJ155, KDJ150)	1KD-FTV	01.11	2982	D	140 kW	1240	20
LITEACE Bus (_M3_, _M4_) 1.8 D (CM35)	1C	10.85 - 07.88	1839	D	47 kW	1238	11
LITEACE Bus (_M3_, _M4_) 2.0 D (CM30G_)	2C	10.85 - 01.92	1974	D	51 kW	1238	14
LITEACE Bus (_M3_, _M4_) 2.0 D (CM30LG)	2C	08.88 - 01.92	1974	D	53 kW	1238	14
LITEACE Bus (_R2_) 2.0 D (CR21LG)	2C	01.92 - 05.94	1974	D	53 kW	1238	14








LITEACE Bus (_R2_) 2.0 D (CR28, CR21)	2C-T	01.92 - 09.96	1974	D	63 kW	1238	14
LITEACE Bus (_R2_) 2.0 D (CR30, CR37)	2C-T	01.92 - 09.96	1974	D	63 kW	1238	14
LITEACE Bus (_R2_) 2.0 D (CR36)	2C	01.92 - 09.96	1974	D	53 kW	1238	14
LITEACE Bus 1.8	1ZZ-FE	10.97 - 08.01	1794	B	96 kW	1237	7
LITEACE Kasten (_M2_) 1.8 D (CM20_)	1C	10.82 - 09.85	1839	D	41 kW	1238	11
LITEACE Kasten (_M3_, _M4_) 1.8 D (CM20)	1C	01.83 - 11.88	1839	D	47 kW	1238	11
LITEACE Kasten (_M3_, _M4_) 1.8 D (CM35_V)	1C	01.83 - 03.92	1839	D	46 kW	1238	11
LITEACE Kasten (_M3_, _M4_) 2.0 D (CM30G)	2C-T	10.85 - 01.92	1974	D	60 kW	1238	14
LITEACE Kasten (_M3_, _M4_) 2.0 D (CM36)	2C	08.88 - 03.98	1974	D	53 kW	1238	14
LITEACE Kasten (_R2_V) 2.0 D (CR27_V)	2C	01.92 - 05.94	1974	D	54 kW	1238	14
LITEACE Wagon (YM2_, CM2_, KM2_) 1.8 D (CM20_)	1C	10.82 - 09.85	1839	D	41 kW	1238	11
MARK II IV Stufenheck 2.2 DX (LX60)	L	08.80 - 10.83	2188	D	53 kW	1238	15
MARK II IV Stufenheck 2.4 TD (LX65)	2L-TII	08.81 - 10.83	2446	D	65 kW	1239	18
MARK II Kombi (_X1_, _V2_) 2.4 D (LX76)	2L	04.88 - 09.96	2446	D	54 kW	1239	17
MARK II Kombi (_X1_, _V2_) 2.4 TD (LX76)	2L-TII	10.92 - 09.96	2446	D	69 kW	1239	18
MARK II V Stufenheck 2.4 D (LX70)	2L-TII	11.84 - 03.88	2446	D	61 kW	1239	18
MARK II V Stufenheck 2.4 TD (LX70)	2L-TE	11.84 - 03.88	2446	D	71 kW	1239	18
MARK II VI Stufenheck 2.4 TD (LX70)	2L-TE	04.88 - 09.96	2446	D	69 kW	1239	18
MASTER ACE SURF Bus (_R2_) 2.0 D (CR27)	2C	02.85 - 10.93	1974	D	49 kW	1238	14
MASTER ACE SURF Bus (_R2_) 2.0 TD (CR21G_, CR28G_, CR30G_, CR37G_)	2C-T	02.85 - 10.93	1974	D	62 kW	1238	14
MASTER ACE SURF Bus (_R2_) 2.0 TD 4WD (CR28)	2C-T	02.85 - 12.96	1974	D	62 kW	1238	14
MATRIX (_E13_) 1.8 (ZZE133_)	2ZZ-GE	09.02 - 12.06	1796	B	130 kW	1238	9
MATRIX (_E13_) 1.8 (ZZE133_)	2ZZ-GE	01.03 - 12.06	1796	B	122 kW	1238	9
MATRIX (_E13_) 1.8 (ZZE137)	2ZZ-GE	05.02 - 01.04	1796	B	140 kW	1238	9
MATRIX (_E13_) 1.8 (ZZE13_)	1ZZ-FE	01.02 - 12.07	1794	B	91 kW	1237	7
MATRIX (_E13_) 1.8 4WD (ZZE13_)	1ZZ-FE	01.02 - 02.04	1794	B	91 kW	1237	7
MATRIX (_E13_) 1.8 4WD	1ZZ-FE	09.05 - 12.07	1794	B	94 kW	1237	7
MATRIX (_E13_) 1.8 VVTi (ZZE132, ZZE134)	1ZZ-FE	09.02 - 12.05	1794	B	97 kW	1237	7
MATRIX (_E13_) 1.8 VVTi 4WD	1ZZ-FE	09.02 - 12.05	1794	B	97 kW	1237	7
MATRIX (_E13_) 1.8 VVTi	1ZZ-FE	01.02 - 02.04	1794	B	96 kW	1237	7
MATRIX (_E13_) 1.8	1ZZ-FE	09.05 - 12.07	1794	B	94 kW	1237	7
MATRIX (_E13_) 1.8	1ZZ-GE	01.02 - 11.04	1794	B	132 kW	1237	7
MATRIX (_E13_) 1.8	1ZZ-GE	01.02 - 12.05	1794	B	134 kW	1237	7
MATRIX (_E13_) 1.8	2ZZ-GE	01.02 - 12.05	1796	B	134 kW	1238	9
MATRIX (_E14_) 1.8 (ZRE142_)	2ZR-FE	01.08 - 05.14	1798	B	97 kW	1238	8
MODEL F (CR2_, YR2_, YR3_) 2.0 D (CR21)	2C	04.85 - 08.88	1974	D	49 kW	1238	14
MR2 III (ZZW3_) 1.8 16V VT-i (ZZW30)	1ZZ-FE	10.99 - 06.07	1794	B	103 kW	1237	7
NOAH/VOXY (_R8_) 1.8 Hybrid (ZWR80_)	2ZR-FXE	10.13	1798	B/E	60 kW	1238	8
OPA (ZCT1_, ACT1_) 1.8 (ZCT10)	1ZZ-FE	04.00 - 08.03	1794	B	97 kW	1237	7
OPA (ZCT1_, ACT1_) 1.8 (ZTC10)	1ZZ-FE	04.00 - 08.03	1794	B	100 kW	1237	7
OPA (ZCT1_, ACT1_) 1.8 4WD (ZTC15)	1ZZ-FE	04.00 - 08.03	1794	B	92 kW	1237	7
PICKUP Cab-Chassis 2.2 D 4WD	L	09.80 - 12.83	2188	D	46 kW	1238	15
PICKUP Cab-Chassis 2.2 D	L	09.80 - 12.83	2188	D	46 kW	1238	15
PLATZ (NCP1_, SCP1_) 1.3 (NCP16_)	2NZ-FE	08.99 - 08.05	1299	B	63 kW	1237	4
PLATZ (NCP1_, SCP1_) 1.3 4WD (NCP16_)	2NZ-FE	08.99 - 08.05	1299	B	63 kW	1237	4
PLATZ (NCP1_, SCP1_) 1.5 (NCP12_)	1NZ-FE	04.99 - 08.05	1497	B	78 kW	1237	4
PLATZ (NCP1_, SCP1_) 1.5 4WD (NCP13_)	1NZ-FE	09.02 - 08.05	1497	B	78 kW	1237	4
PORTE I (_NNP1_) 1.3 VVTi (NNP10)	2NZ-FE	07.04 - 07.12	1299	B	64 kW	1237	4
PORTE I (_NNP1_) 1.5 4WD (NNP15)	1NZ-FE	07.04 - 07.12	1497	B	77 kW	1237	4
PORTE I (_NNP1_) 1.5 VVTi (NNP11)	1NZ-FE	07.04 - 07.12	1497	B	81 kW	1237	4
PORTE II (_P14_) 1.5 (NCP141)	1NZ-FE	08.12	1497	B	80 kW	1237	4
PORTE II (_P14_) 1.5 4WD (NCP145)	1NZ-FE	08.12	1497	B	76 kW	1237	4
PREMIO (_T24_) 1.5 (NZT240_)	1NZ-FE	12.01 - 05.07	1497	B	80 kW	1237	4
PREMIO (_T24_) 1.8 (ZZT240)	1ZZ-FE	12.01 - 06.07	1794	B	97 kW	1237	7
PREMIO (_T24_) 1.8 4WD (ZZT245)	1ZZ-FE	12.01 - 06.07	1794	B	92 kW	1237	7
PREMIO (_T24_) 1.8 4WD (ZZT245_)	1ZZ-FE	12.01 - 04.07	1794	B	97 kW	1237	7
PREMIO (_T26_) 1.5 (NZT260)	1NZ-FE	07.07 - 11.12	1497	B	81 kW	1237	4
PREMIO (_T26_) 1.5 (NZT260)	1NZ-FE	12.12	1497	B	80 kW	1237	4
PREMIO (_T26_) 1.8 (ZRT260)	2ZR-FAE	07.07 - 02.13	1798	B	106 kW	1238	8
PREMIO (_T26_) 1.8 (ZRT260)	2ZR-FAE	12.12	1798	B	105 kW	1238	8
PREMIO (_T26_) 1.8 (ZRT260)	2ZR-FE	07.07	1798	B	100 kW	1238	8
PREMIO (_T26_) 1.8 4WD (ZRT265)	2ZR-FAE	07.07 - 02.13	1798	B	98 kW	1238	8








			ccm		kw		1 POS
PREMIO (_T26_) 1.8 4WD (ZRT265)	2ZR-FAE	03.13	1798	B	96 kW	1238	8
PREMIO (_T26_) 1.8 4WD (ZRT265)	2ZR-FAE	01.08	1798	B	92 kW	1238	8
PREMIO (_T26_) 1.8 4WD (ZRT265)	2ZR-FE	01.08	1798	B	92 kW	1238	8
PREVIA II (_R3_) 2.0 D-4D (CLR30_)	1CD-FTV	03.01 - 01.06	1995	D	85 kW	1238	10
PRIUS (_W3_) 1.8 Hybrid (ZVW30)	2ZR-FXE	06.08	1798	B	100 kW	1238	8
PRIUS (_W3_) 1.8 Hybrid (ZVW30)	2ZR-FXE	01.12 - 12.15	1798	B/E	99 kW	1238	8
PRIUS (_W3_) 1.8 Hybrid (ZVW3_)	2ZR-FXE	04.09	1798	B	132 kW	1238	8
PRIUS (_W3_) 1.8 Plug-in Hybrid (ZVW30)	2ZR-FXE	04.09	1798	B/E	100 kW	1238	8
PRIUS (_W5_) 1.8 Hybrid (ZVW50, ZVW50_, ZVW51_)	2ZR-FXE	09.15	1798	E	90 kW	1238	8
PRIUS (_W5_) 1.8 Hybrid (ZVW50, ZVW51)	2ZR-FXE	01.16 - 06.18	1798	B/E	90 kW	1238	8
PRIUS (_W5_) 1.8 Hybrid AWD-e (ZVW51)	2ZR-FXE	09.18	1798	E	90 kW	1238	8
PRIUS C (NHP10_) 1.5 Hybrid (NHP10)	1NZ-FXE	09.11	1497	B	74 kW	1237	4
PRIUS Liftback (_W2_) 1.5 Hybrid (NHW2_)	1NZ-FXE	09.03 - 12.09	1497	B/E	57 kW	1237	4
PRIUS Liftback (_W2_) 1.5 Hybrid (NHW2_)	1NZ-FXE	09.03 - 03.09	1497	E	57 kW	1237	4
PRIUS PHV (_W52_) 1.8 Plug-in Hybrid (ZVW52)	2ZR-FXE	01.16	1798	B	72 kW	1238	8
PRIUS PHV (_W52_) 1.8 Plug-in Hybrid (ZVW52)	2ZR-FXE	01.17	1798	B	90 kW	1238	8
PRIUS PLUS (_W4_) 1.8 Hybrid (ZVW40W, ZVW41W)	2ZR-FXE	05.11	1798	B/E	100 kW	1238	8
PRIUS PLUS VAN (_W4_) 1.8 Hybrid (ZVW40)	2ZR-FXE	11.14	1798	B/E	100 kW	1238	8
PRIUS Stufenheck (_W1_) 1.5 Hybrid (NHW10)	1NZ-FXE	12.97 - 08.00	1497	B	43 kW	1237	4
PRIUS Stufenheck (_W1_) 1.5 Hybrid (NHW11)	1NZ-FXE	09.00 - 12.03	1497	B/E	85 kW	1237	4
PROACE Bus (MDZ_) 1.5 D4d (MDZ1)	5WZ-HV (DV5RUC)	08.18	1499	D	88 kW	1237	6
PROACE Bus (MDZ_) 1.5 D4d (MDZ8)	5WZ-TV (DV5RUCD)	08.18	1499	D	75 kW	1237	6
PROACE CITY Kasten/Großraumlimousine 1.5 D-4D 100 (BPZMD)	DV5RD	10.19	1499	D	75 kW	1237	6
PROACE CITY Kasten/Großraumlimousine 1.5 D-4D 130 (BPZMA)	DV5RC	10.19	1499	D	96 kW	1237	6
PROACE CITY Kasten/Großraumlimousine 1.5 D-4D 130 4x4 (BPZMA)	DV5RC	04.21	1499	D	96 kW	1237	6
PROACE CITY Kasten/Großraumlimousine 1.5 D-4D 75 (BPZMJ)	DV5RE	10.19	1499	D	55 kW	1237	6
PROACE CITY VERSO Großraumlimousine 1.5 D-4D 100 (BKYMD)	DV5RD	10.19	1499	D	75 kW	1237	6
PROACE CITY VERSO Großraumlimousine 1.5 D-4D 130 (BKYMA)	DV5RC	10.19	1499	D	96 kW	1237	6
PROACE Kasten (MDZ_) 1.5 D4d (MDZ1)	5WZ-HV (DV5RUC)	05.19	1499	D	88 kW	1237	6
PROACE Kasten (MDZ_) 1.5 D4d (MDZ8)	5WZ-TV (DV5RUCD)	05.19	1499	D	75 kW	1237	6
PROACE VERSO Bus (MPY_) 1.5 D4d (MPY1)	5WZ-HV (DV5RUC)	06.18	1499	D	88 kW	1237	6
PROACE VERSO Bus (MPY_) 1.5 D4d (MPY8)	5WZ-TV (DV5RUCD)	06.18	1499	D	75 kW	1237	6
PROBOX / SUCCEED (_P5_) 1.3 VVTi (NCP50_)	2NZ-FE	07.02 - 08.14	1299	B	64 kW	1237	4
PROBOX / SUCCEED (_P5_) 1.4 D-4D (NCP5_)	1ND-TV	07.02 - 08.14	1364	D	55 kW	1237	2
PROBOX / SUCCEED (_P5_) 1.5 VVTi (NCP58G)	1NZ-FE	07.02 - 08.14	1497	B	80 kW	1237	4
PROBOX / SUCCEED (_P5_) 1.5 VVTi 4WD (NCP59G)	1NZ-FE	07.02 - 08.14	1497	B	77 kW	1237	4
PROBOX / SUCCEED (_P5_) 1.5 VVTi 4WD (NCP59G)	1NZ-FE	07.02 - 08.14	1497	B	80 kW	1237	4
PROBOX / SUCCEED (_P5_) 1.5 VVTi CNG (NCP5_)	1NZ-FNE	07.02 - 08.14	1497	B/G	68 kW	1237	4
PROBOX / SUCCEED (_P5_) 1.5 VVTi Hybrid (NCP5_)	1NZ-FXE	07.02 - 08.14	1497	B	68 kW	1237	4
PROBOX Kombi (_P16_) 1.5 (NCP160V)	1NZ-FE	09.14	1497	B	80 kW	1237	4
PROBOX Kombi (_P16_) 1.5 Hybrid (NHP160)	1NZ-FXE	09.20	1497	B/E	80 kW	1237	4
PROBOX Kombi (_P16_) 1.5 VVTi 4WD (NCP165)	1NZ-FE	09.14	1497	B	76 kW	1237	4
QUALIS (_F5_) 2.4 D (KF60, KF70)	2L	01.99 - 10.04	2446	D	54 kW	1239	17
QUALIS (_F5_) 3.0 D	5L	01.00 - 10.04	2986	D	65 kW	1240	22
QUALIS (_F5_) 3000D	5L	01.00 - 10.04	2986	D	66 kW	1240	22
QUICK DELIVERY (_H2_) 2.2 D (LH24)	L	05.82 - 06.85	2188	D	49 kW	1238	15
QUICK DELIVERY (_Y15_, _H8_, _U6_) 2.4 D (LH80VH_)	2L	08.85 - 04.95	2446	D	55 kW	1239	17
QUICK DELIVERY (_Y15_, _H8_, _U6_) 2.4 D 4WD (LH85_)	2L	08.85 - 04.95	2446	D	55 kW	1239	17
QUICK DELIVERY (_Y15_, _H8_, _U6_) 2.8 D (LY51_, LH81VH_)	3L	05.95 - 04.99	2779	D	61 kW	1240	21
QUICK DELIVERY (_Y15_, _H8_, _U6_) 3.0 D (LY152, LH82)	5L	09.98 - 07.01	2986	D	65 kW	1240	22
RACTIS (_P10_) 1.5 (NCP100_)	1NZ-FE	09.05 - 08.10	1497	B	81 kW	1237	4
RACTIS (_P10_) 1.5 4WD (NCP105_)	1NZ-FE	09.05 - 08.10	1497	B	77 kW	1237	4
RAUM Großraumlimousine (NCZ2_) 1.5 (NCZ20)	1NZ-FE	05.03 - 10.11	1497	B	80 kW	1237	4
RAUM Großraumlimousine (NCZ2_) 1.5 4WD (NCZ25)	1NZ-FE	05.03 - 10.11	1497	B	77 kW	1237	4
RAV 4 II (_A2_) 1.8 (ZCA25_, ZCA26_)	1ZZ-FE	08.00 - 11.05	1794	B	92 kW	1237	7
RAV 4 II (_A2_) 1.8 4WD	1ZZ-FE	10.01 - 11.05	1794	B	90 kW	1237	7
RAV 4 II (_A2_) 2.0 D 4WD (CLA20_, CLA21_)	1CD-FTV	05.01 - 11.05	1995	D	85 kW	1238	10
RAV 4 III (_A3_) 2.2 D (ALA35_)	2AD-FHV	12.08 - 06.13	2231	D	110 kW	1238	13
RAV 4 III (_A3_) 2.2 D (ALA35_)	2AD-FTV	12.08 - 06.13	2231	D	110 kW	1238	13
RAV 4 III (_A3_) 2.2 D 4WD (ALA30)	2AD-FTV	11.05 - 12.10	2231	D	98 kW	1238	13
RAV 4 III (_A3_) 2.2 D 4WD (ALA30_)	2AD-FHV	02.06 - 06.13	2231	D	130 kW	1238	13
RAV 4 III (_A3_) 2.2 D 4WD (ALA30_)	2AD-FHV	12.08 - 06.13	2231	D	110 kW	1238	13



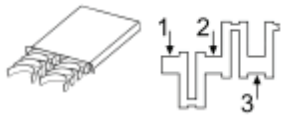
RAV 4 III (_A3_) 2.2 D 4WD (ALA30_)	2AD-FTV	02.06 - 12.12	2231	D	100 kW	1238	13
RAV 4 III (_A3_) 2.2 D 4WD (ALA30_)	2AD-FTV	12.08 - 06.13	2231	D	110 kW	1238	13
RAV 4 IV (_A4_) 2.0 D (ALA40_)	1AD-FTV	12.12 - 11.18	1998	D	91 kW	1238	13
RAV 4 IV (_A4_) 2.0 D 4WD (ALA41_)	1AD-FTV	01.13 - 11.18	1998	D	91 kW	1238	13
RAV 4 IV (_A4_) 2.2 D 4WD (ALA49)	2AD-FHV	12.12	2231	D	110 kW	1238	13
RAV 4 IV (_A4_) 2.2 D 4WD (ALA49)	2AD-FHV	12.12	2231	D	130 kW	1238	13
RAV 4 IV (_A4_) 2.2 D 4WD (ALA49)	2AD-FTV	12.12	2231	D	110 kW	1238	13
RAV 4 IV VAN (_A4_) 2.0 D4d (ALA40)	1AD-FTV	12.12 - 11.18	1998	D	91 kW	1238	13
RAV 4 IV VAN (_A4_) 2.2 D4d 4WD (ALA49)	2AD-FTV	12.12 - 11.18	2231	D	110 kW	1238	13
RAV 4 IV VAN (_A4_) D4d 4WD (ALA41)	1AD-FTV	11.13 - 11.18	1998	D	91 kW	1238	13
REGIUS ACE Bus (TRH2_, KDH2_) 2.5 D-4D (KDH200)	2KD-FTV	08.04	2494	D	80 kW	1239	16
REGIUS ACE Bus (TRH2_, KDH2_) 3.0 D-4D (KDH201_)	1KD-FTV	08.04	2982	D	106 kW	1240	20
REGIUS ACE Bus (TRH2_, KDH2_) 3.0 D-4D 4WD (KDH206)	1KD-FTV	08.04	2982	D	106 kW	1240	20
REGIUS ACE Kasten (TRH2_, KDH2_) 2.5 D-4D (KDH200)	2KD-FTV	08.04	2494	D	80 kW	1239	16
REGIUS ACE Kasten (TRH2_, KDH2_) 3.0 D-4D 4WD (KDH206)	1KD-FTV	08.04	2982	D	106 kW	1240	20
REGIUS ACE Kasten (TRH2_, KDH2_) 3.0 D-4D	1KD-FTV	08.04	2982	D	106 kW	1240	20
SCEPTER Kombi 2.0 TD	2C-T	11.92 - 09.96	1974	D	62 kW	1238	14
SCEPTER Stufenheck 2.0 TD	2C-T	11.92 - 09.96	1974	D	62 kW	1238	14
SIENTA (_P17_) 1.5 4WD (NCP175G)	1NZ-FE	06.15	1497	B	76 kW	1237	4
SIENTA (_P17_) 1.5 Hybrid (NHP170G)	1NZ-FXE	06.15	1497	B	54 kW	1237	4
SIENTA (_P17_) 1.8 (ZSP170_)	2ZR-FAE	11.16	1798	B	103 kW	1238	8
SIENTA (_P8_) 1.5 (NCP81)	1NZ-FE	05.03 - 05.15	1497	B	81 kW	1237	4
SIENTA (_P8_) 1.5 (NCP81)	1NZ-FE	05.03 - 05.15	1497	B	77 kW	1237	4
SIENTA (_P8_) 1.5 4WD (NCP85)	1NZ-FE	05.03 - 05.15	1497	B	77 kW	1237	4
SIENTA (_P8_) 1.5 4WD (NCP85)	1NZ-FE	05.03 - 05.15	1497	B	81 kW	1237	4
SPADE (_P14_) 1.5 (NCP141, NSP141)	1NZ-FE	08.12 - 06.15	1497	B	80 kW	1237	4
SPADE (_P14_) 1.5 4WD (NCP145)	1NZ-FE	08.12	1497	B	76 kW	1237	4
SPRINTER CARIB Station Wagon (_E9_) 1.8 D (CE96V_)	1C	11.87 - 07.91	1839	D	43 kW	1238	11
SPRINTER Stufenheck (_E1_) 2.0 4WD (CE104)	2C	09.91 - 05.95	1974	D	54 kW	1238	14
SPRINTER Stufenheck (_E1_) 2.0 D (CE100, CE110)	2C	06.91 - 11.00	1974	D	54 kW	1238	14
SPRINTER Stufenheck (_E9_) 1.8 D (CE90_)	1C	05.87 - 05.91	1839	D	47 kW	1238	11
STALLION Kombi (_F5_) 2.4 D	2L	08.99 - 05.05	2446	D	54 kW	1239	17
SUCCEED Kasten/Kombi (NCP16_) 1.5 (NCP160V)	1NZ-FE	09.14	1497	B	80 kW	1237	4
SUCCEED Kasten/Kombi (NCP16_) 1.5 4WD (NCP165V)	1NZ-FE	09.14	1497	B	76 kW	1237	4
TOWN ACE Bus (_R2_, _R3_) 2.0 (CR30)	2C-T	10.85 - 09.96	1974	D	63 kW	1238	14
TOWN ACE Bus (_R2_, _R3_) 2.0 TD (CR28, CR30, CR37)	2C-T	04.85 - 12.91	1974	D	62 kW	1238	14
TOWN ACE Bus (_R2_, _R3_) 2.2 D	L	04.85 - 12.91	2188	D	49 kW	1238	15
TOWN ACE Bus (_R2_, _R3_) 2.4 D	2L	04.85 - 12.91	2446	D	57 kW	1239	17
TOWN ACE Bus (_R4_, _R5_) 2.0 D (CR41)	2C	11.96 - 11.98	1974	D	54 kW	1238	14
TOWN ACE Bus (_R4_, _R5_) 2.0 D 4WD (CR51)	2C	11.96 - 11.98	1974	D	54 kW	1238	14
TOWN ACE Bus (_R4_, _R5_) 2.8 D	3L	05.95 - 09.01	2779	D	66 kW	1240	21
TOWN ACE Bus 2.0 D (CR27)	2C	01.92 - 04.95	1974	D	51 kW	1238	14
TOWN ACE Bus 3.0 D	5L	10.01 - 07.07	2986	D	65 kW	1240	22
TOWN ACE Kasten (YR3_, YR2_) 2.0 TD (CR21_, CR28_, CR30_)	2C-T	10.85 - 12.91	1974	D	63 kW	1238	14
TOWN ACE Kasten (YR3_, YR2_) 2.0 TD 4WD (CR30_, CR37_)	2C-T	10.85 - 12.91	1974	D	63 kW	1238	14
TOWN ACE Kasten (YR3_, YR2_) 2.2 D	L	04.85 - 09.90	2188	D	49 kW	1238	15
TOWN ACE Kasten (YR3_, YR2_) 2.4 D	2L	04.85 - 12.91	2446	D	57 kW	1239	17
TOWN ACE Kasten 2.0 D (CR27)	2C	01.92 - 04.95	1974	D	51 kW	1238	14
TOWN ACE Kasten 2.0 D 4WD (CR51V_)	2C	11.96 - 12.98	1974	D	54 kW	1238	14
TOWN ACE Kasten 2.8 D	3L	05.95 - 09.01	2779	D	66 kW	1240	21
TOWN ACE Pritsche/Fahrgestell (_M7_, _M8_) 3.0 D	5L	10.01 - 07.07	2986	D	65 kW	1240	22
TOYOACE Pritsche/Fahrgestell (_U_, _Y_) 2.4 D (LY21, LY31)	2L	08.82 - 03.85	2446	D	57 kW	1239	17
TOYOACE Pritsche/Fahrgestell (_U_, _Y_) 2.8 D (LY51_, LY61_)	3L	08.88 - 04.95	2779	D	61 kW	1240	21
TOYOACE Pritsche/Fahrgestell (_Y1_, _Y2_) 2.8 D (LY101)	3L	10.96 - 04.99	2779	D	66 kW	1240	21
TOYOACE Pritsche/Fahrgestell (_Y1_, _Y2_) 3.0 D (LY220, LY230)	5L	08.01 - 06.11	2986	D	67 kW	1240	22
TOYOACE Pritsche/Fahrgestell (_Y1_, _Y2_) 3.0 D (LY235_)	5L	08.01 - 06.11	2986	D	65 kW	1240	22
TOYOACE Pritsche/Fahrgestell (_Y2_) 3.0 DiD (KDY221, KDY231, KDY241)	1KD-FTV	09.07	2982	D	106 kW	1240	20
TOYOACE Pritsche/Fahrgestell (_Y2_) 3.0 DiD 4WD (KDY271, KDY281)	1KD-FTV	09.07	2982	D	106 kW	1240	20
TUV Großraumlimousine (_F7_, _F8_) 2.4 D (LF70, LF72, LF80, LF82)	2L	12.96 - 05.04	2446	D	61 kW	1239	17
TUV Großraumlimousine (_F7_, _F8_) 2.4 D (LF80)	2L	04.98 - 11.02	2446	D	57 kW	1239	17
TUV Großraumlimousine (_F7_, _F8_) 2.4 D (LF80, LF82)	2L	10.98 - 12.04	2446	D	64 kW	1239	17
TUV Pritsche/Fahrgestell (_F6_) 2.4 D (LF60)	2L	12.96 - 05.04	2446	D	61 kW	1239	17

			ccm		kw		1 POS
URBAN CRUISER (_P1_) 1.4 D-4D (NLP110_)	1ND-TV	01.09 - 04.14	1364	D	66 kW	1237	2
URBAN CRUISER (_P1_) 1.4 D-4D 4WD (NLP115_)	1ND-TV	01.09 - 04.14	1364	D	66 kW	1237	2
URBAN CRUISER (_P1_) 1.5 VVTi (NCP110_)	1NZ-FE	07.07 - 03.16	1497	B	80 kW	1237	4
URBAN CRUISER (_P1_) 1.5 VVTi 4WD (NCP115_)	1NZ-FE	07.07 - 03.16	1497	B	76 kW	1237	4
URBAN CRUISER (_P1_) 1.8 (ZSP110_)	2ZR-FE	07.07 - 07.10	1798	B	97 kW	1238	8
VERSO (_R2_) 1.6 (ZGR20)	1ZR-FAE	04.09 - 08.18	1598	B	81 kW	1238	8
VERSO (_R2_) 1.6 (ZGR20_)	1ZR-FAE	04.09 - 08.18	1598	B	97 kW	1238	8
VERSO (_R2_) 1.8 (ZGR21_)	2ZR-FAE	04.09 - 08.18	1798	B	108 kW	1238	8
VERSO (_R2_) 1.8 (ZGR21_)	2ZR-FAE	04.09 - 08.18	1798	B	95 kW	1238	8
VERSO (_R2_) 2.0 D-4D (AUR20_)	1AD-FTV	04.09 - 08.18	1998	D	93 kW	1238	13
VERSO (_R2_) 2.0 D-4D (AUR20_)	1AD-FTV	11.12 - 08.18	1998	D	91 kW	1238	13
VERSO (_R2_) 2.2 D-4D (AUR21)	2AD-FHV	04.09 - 08.18	2231	D	100 kW	1238	13
VERSO (_R2_) 2.2 D-4D (AUR21_)	2AD-FHV	04.09 - 08.18	2231	D	110 kW	1238	13
VERSO (_R2_) 2.2 D-CAT (AUR21_)	2AD-FHV	04.09 - 08.18	2231	D	130 kW	1238	13
VERSO S (_P12_) 1.4 D4-D (NLP121_)	1ND-TV	11.10 - 10.16	1364	D	66 kW	1237	2
VERSO S (_P12_) 1.5 (NCP120_, NCP122_)	1NZ-FE	11.10 - 04.14	1497	B	80 kW	1237	4
VERSO S (_P12_) 1.5 4WD (NCP125_)	1NZ-FE	11.10 - 10.16	1497	B	77 kW	1237	4
VERSO VAN (_R2_) D4d (AUR20)	1AD-FTV	11.12 - 08.18	1998	D	91 kW	1238	13
VERSO VAN (_R2_) D4d (AUR21)	2AD-FHV	04.09 - 08.18	2231	D	130 kW	1238	13
VERSO VAN (_R2_) VVTi (ZGR20)	1ZR-FAE	04.09 - 08.18	1598	B	97 kW	1238	8
VERSO VAN (_R2_) VVTi (ZGR21)	2ZR-FAE	04.09 - 08.18	1798	B	108 kW	1238	8
VIOS / SOLUNA VIOS (_P4_) 1.3 (NCP41_)	2NZ-FE	10.02 - 10.06	1299	B	63 kW	1237	4
VIOS / SOLUNA VIOS (_P4_) 1.5 (AXP42_, NCP42_)	1NZ-FE	07.02 - 01.08	1497	B	68 kW	1237	4
VIOS / SOLUNA VIOS (_P4_) 1.5 (NCP42_)	1NZ-FE	07.02 - 08.13	1497	B	81 kW	1237	4
VIOS / SOLUNA VIOS (_P4_) 1.5 VVTi (NCP42_)	1NZ-FE	10.02 - 10.06	1497	B	68 kW	1237	4
VIOS / SOLUNA VIOS (_P4_) 1.5 VVTi (NCP42_)	1NZ-FE	10.02 - 10.06	1497	B	80 kW	1237	4
VISTA / CAMRY Stufenheck (_V3_, _V4_) 2.0 D (CV30_)	2C-T	07.90 - 06.94	1974	D	62 kW	1238	14
VISTA / CAMRY Stufenheck (_V3_, _V4_) 2.0 TD (CV30_)	2C-T	07.90 - 12.94	1974	D	67 kW	1238	14
VISTA / CAMRY Stufenheck (_V3_, _V4_) 2.0 TD	2C-T	07.90 - 06.94	1974	B	67 kW	1238	14
VISTA Kombi (_V5_) 1.8 (ZZV50)	1ZZ-FE	06.98 - 06.03	1794	B	100 kW	1237	7
VISTA Stufenheck (_V2_) 2.0 TD (CV20)	2C-T	11.88 - 06.90	1974	D	62 kW	1238	14
VISTA Stufenheck (_V5_) 1.8 (ZZV50)	1ZZ-FE	06.98 - 08.03	1794	B	96 kW	1237	7
WILL CYPHA I (NCP7_) 1.3 VVTi (NCP70)	2NZ-FE	05.01 - 07.05	1299	B	62 kW	1237	4
WILL CYPHA I (NCP7_) 1.5 VVTi 4WD (NCP75)	1NZ-FE	05.01 - 07.05	1497	B	78 kW	1237	4
WILL VS I (_E12_) 1.5 VVTi 4WD (NZE127)	1NZ-FE	03.01 - 04.04	1497	B	81 kW	1237	4
WILL VS I (_E12_) 1.8 VVTi (ZZE127)	1ZZ-FE	03.01 - 04.04	1794	B	100 kW	1237	7
WILL VS I (_E12_) 1.8 VVTi 4WD (ZZE129)	1ZZ-FE	03.01 - 04.04	1794	B	100 kW	1237	7
WILL VS I (_E12_) 1.8 VVTi GT	1ZZ-GE	03.01 - 04.04	1794	B	140 kW	1237	7
WISH Großraumlimousine (_E1_) 1.8 Hi (ZNE10)	1ZZ-FE	04.03 - 03.09	1794	B	97 kW	1237	7
WISH Großraumlimousine (_E1_) 1.8 Hi 4WD (ZNE14G)	1ZZ-FE	04.03 - 03.09	1794	B	92 kW	1237	7
WISH Großraumlimousine (_E2_) 1.8 (ZGE20_)	2ZR-FAE	04.09	1798	B	106 kW	1238	8
WISH Großraumlimousine (_E2_) 1.8 4WD (ZGE25)	2ZR-FAE	04.12	1798	B	96 kW	1238	8
WISH Großraumlimousine (_E2_) 1.8 4WD (ZGE25_)	2ZR-FAE	04.09 - 03.12	1798	B	98 kW	1238	8
Will Vi i (NCP19_) 1.3 (NCP19)	2NZ-FE	01.00 - 12.01	1299	B	64 kW	1237	4
YARIS (_P13_) 1.3 (NCP130_)	2NZ-FE	12.11	1299	B	63 kW	1237	4
YARIS (_P13_) 1.4 D (NLP130_)	1ND-TV	09.11	1364	D	66 kW	1237	2
YARIS (_P13_) 1.5 (NCP131_)	1NZ-FE	09.11	1497	B	79 kW	1237	4
YARIS (_P13_) 1.5 (NCP131_)	1NZ-FE	12.10	1497	B	80 kW	1237	4
YARIS (_P13_) 1.5 Hybrid (NHP130_)	1NZ-FXE	03.12	1497	E	45 kW	1237	4
YARIS (_P13_) 1.5 Hybrid (NHP130_)	1NZ-FXE	04.15	1497	B/E	54 kW	1237	4
YARIS (_P13_) 1.8 GRMN (NSP131_)	2ZR-FE (SC)	09.17	1798	B	156 kW	1238	8
YARIS (_P15_) 1.3 (NCP151_)	2NZ-FE	10.13	1299	B	63 kW	1237	4
YARIS (_P15_) 1.5 (NCP150_)	1NZ-FE	03.14	1497	B	80 kW	1237	4
YARIS (_P15_) 1.5 (NCP150_, NSP151_)	1NZ-FE	03.14	1497	B	79 kW	1237	4
YARIS (_P1_) 1.3 (NCP10_ SCP12_)	2NZ-FE	08.99 - 11.05	1299	B	63 kW	1237	4
YARIS (_P1_) 1.3 4WD (NCP15)	2NZ-FE	09.99 - 01.05	1299	B	65 kW	1237	4
YARIS (_P1_) 1.4 D-4D (NLP10_)	1ND-TV	10.01 - 09.05	1364	D	55 kW	1237	2
YARIS (_P1_) 1.5 (NCP13_)	1NZ-FE	04.01 - 10.05	1497	B	78 kW	1237	4
YARIS (_P1_) 1.5 (NCP13_)	1NZ-FE	01.03 - 11.05	1497	B	77 kW	1237	4
YARIS (_P1_) 1.5 (NCP13_)	1NZ-FE	03.00 - 07.05	1497	B	110 kW	1237	4
YARIS (_P1_) 1.5 (NCP13_, NCP12_)	1NZ-FE	08.02 - 12.05	1497	B	81 kW	1237	4
YARIS (_P9_) 1.3 4WD (NCP92_)	2NZ-FE	08.07 - 11.10	1299	B	64 kW	1237	4

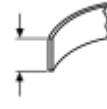
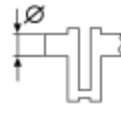


							
YARIS (_P9_) 1.3 VVT-i (NCP90_)	2NZ-FE	11.05 - 12.12	1299	B	63 kW	1237	4
YARIS (_P9_) 1.3 VVT-i (SCP90_)	2NZ-FE	08.05 - 11.10	1299	B	64 kW	1237	4
YARIS (_P9_) 1.4 D-4D (NLP90_)	1ND-TV	08.05 - 12.12	1364	D	66 kW	1237	2
YARIS (_P9_) 1.5 (NCP91_)	1NZ-FE	11.05 - 12.14	1497	B	80 kW	1237	4
YARIS (_P9_) 1.5 (NCP91_)	1NZ-FE	08.05 - 12.11	1497	B	79 kW	1237	4
YARIS (_P9_) 1.5 (NCP91_)	1NZ-FE	01.05 - 09.08	1497	B	81 kW	1237	4
YARIS (_P9_) 1.8 VVTi (KVP91)	1ZZ-FE	11.05 - 11.10	1794	B	97 kW	1237	7
YARIS (_P9_) 1.8 VVTi (ZSP90_)	2ZR-FE	01.07 - 12.11	1798	B	98 kW	1238	8
YARIS / VIOS Stufenheck (_P15_) 1.3 (NCP151_)	2NZ-FE	05.13	1299	B	63 kW	1237	4
YARIS / VIOS Stufenheck (_P15_) 1.3 (NCP151_)	2NZ-FE	05.13	1299	B	62 kW	1237	4
YARIS / VIOS Stufenheck (_P15_) 1.5 (NCP150_)	1NZ-FE	05.13 - 08.16	1497	B	80 kW	1237	4
YARIS / VIOS Stufenheck (_P15_) 1.5 (NCP150_)	1NZ-FE	05.13	1497	B	79 kW	1237	4
YARIS / VIOS Stufenheck (_P9_) 1.3 (NCP92_)	2NZ-FE	01.06 - 04.13	1299	B	63 kW	1237	4
YARIS / VIOS Stufenheck (_P9_) 1.3 (NCP92_, SCP92_)	2NZ-FE	09.05 - 10.13	1299	B	64 kW	1237	4
YARIS / VIOS Stufenheck (_P9_) 1.3 4WD (NCP92_, NCP96_)	2NZ-FE	09.05 - 04.13	1299	B	64 kW	1237	4
YARIS / VIOS Stufenheck (_P9_) 1.5 (NCP93)	1NZ-FE	08.05 - 12.13	1497	B	80 kW	1237	4
YARIS / VIOS Stufenheck (_P9_) 1.5 (NCP93_)	1NZ-FE	01.07 - 12.12	1497	B	79 kW	1237	4
YARIS Kasten/Schrägheck (_P13_) 1.4 D4d (NLP130)	1ND-TV	07.14	1364	D	66 kW	1237	2
YARIS Kasten/Schrägheck (_P13_) 1.5 Hybrid (NHP130)	1NZ-FXE	04.15	1497	B/E	74 kW	1237	4
YARIS VERSO (_P2_) 1.3 (NCP20_, NCP22_)	2NZ-FE	08.99 - 10.02	1299	B	63 kW	1237	4
YARIS VERSO (_P2_) 1.3 (NCP20_, NCP22_)	2NZ-FE	11.02 - 09.05	1299	B	62 kW	1237	4
YARIS VERSO (_P2_) 1.4 D-4D (NLP20_, NLP22_)	1ND-TV	09.00 - 09.05	1364	D	55 kW	1237	2
YARIS VERSO (_P2_) 1.5 (NCP21)	1NZ-FE	08.02 - 09.05	1497	B	80 kW	1237	4
YARIS VERSO (_P2_) 1.5 (NCP21)	1NZ-FE	01.00 - 07.02	1497	B	81 kW	1237	4
YARIS VERSO (_P2_) 1.5 (NCP21_)	1NZ-FE	03.00 - 09.05	1497	B	78 kW	1237	4
YARIS VERSO (_P2_) 1.5 (NCP21_)	1NZ-FE	03.00 - 09.05	1497	B	77 kW	1237	4
YARIS VERSO (_P2_) 1.5 4WD (NCP25)	1NZ-FE	03.00 - 09.05	1497	B	78 kW	1237	4
YARIS VERSO VAN (_P2_) 1.3 VVTi (NCP22_)	2NZ-FE	03.00 - 09.05	1299	B	63 kW	1237	4
YARIS VERSO VAN (_P2_) 1.3 VVTi (NCP22_)	2NZ-FE	04.03 - 09.05	1299	B	62 kW	1237	4
YARIS VERSO VAN (_P2_) 1.4 D4d (NLP22_)	1ND-TV	10.01 - 09.05	1364	D	55 kW	1237	2
YARIS VERSO VAN (_P2_) 1.5 VVTi (NCP21_)	1NZ-FE	03.00 - 03.03	1497	B	78 kW	1237	4
bb I (NCP3_) 1.3 (NCP30_)	2NZ-FE	01.00 - 11.05	1299	B	64 kW	1237	4
bb I (NCP3_) 1.3 (NCP30_)	2NZ-FE	01.00 - 11.05	1299	B	57 kW	1237	4
bb I (NCP3_) 1.5 (NCP31, NCP34)	1NZ-FE	03.00 - 12.05	1497	B	80 kW	1237	4
bb I (NCP3_) 1.5 4WD (NCP35)	1NZ-FE	03.00 - 12.05	1497	B	77 kW	1237	4
bb I Pick-up (NCP3_) 1.5 OPEN DECK (NCP34)	1NZ-FE	06.01 - 02.03	1497	B	81 kW	1237	4

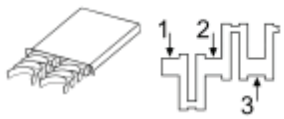
ENGINE	∅		ccm	kW			1 POS	ENGINE	∅		ccm	kW			1 POS
1AD-FTV	86,000	4	1998	91 - 93 kW	D	1238	13	2C	86,000	4	1974	49 - 56 kW	D	1238	14
1C-L	83,000	4	1839	47 kW	D	1238	11	2KD-FTV	92,000	4	2494	65 - 108 kW	D	1239	16
1C-TLC	83,000	4	1839	54 kW	D	1238	12	2L-TE	92,000	4	2446	66 - 71 kW	D	1239	18
1C-TL	83,000	4	1839	54 kW	D	1238	11	2L-TII	92,000	4	2446	60 - 71 kW	D	1239	18
1CD-FTV	82,200	4	1995	66 - 85 kW	D	1238	10	2L-T	92,000	4	2446	63 - 94 kW	D	1239	18
1C	83,000	4	1839	41 - 49 kW	D	1238	11	2L	92,000	4	2446	53 - 66 kW	D	1239	17
1KD-FTP	96,000	4	2982	80 kW	D	1239	19	2NZ-FE	75,000	4	1299	57 - 66 kW	B	1237	4
1KD-FTV	96,000	4	2982	75 - 150 kW	D	1240	20	2WZ-TV	73,700	4	1398	40 kW	D	1237	3
1KZ-TE	96,000	4	2982	85 - 108 kW	D	1240	20	2ZR-FAE	80,500	4	1798	92 - 108 kW	B	1238	8
1KZ-T	96,000	4	2982	87 - 92 kW	D	1240	20	2ZR-FE (SC)	80,500	4	1798	156 kW	B	1238	8
1ND-TV	73,000	4	1364	50 - 66 kW	D	1237	2	2ZR-FE	80,500	4	1798	92 - 111 kW	B	1238	8
1NZ-FE	75,000	4	1497	68 - 110 kW	B	1237	4	2ZR-FXE	80,500	4	1798	70 - 132 kW	B	1238	8
1NZ-FNE	75,000	4	1497	68 kW	B/G	1237	4	2ZZ-GE	82,000	4	1796	122 - 165 kW	B	1238	9
1NZ-FXE	75,000	4	1497	43 - 74 kW	B	1237	4	3L	96,000	4	2779	57 - 66 kW	D	1240	21
1PP	75,000	3	1199	60 kW	B	1237	5	5L-E	99,500	4	2986	65 - 71 kW	D	1240	22
1ZR-FAE	80,500	4	1598	81 - 132 kW	B	1238	8	5L	99,500	4	2986	65 - 85 kW	D	1240	22
1ZR-FE	80,500	4	1598	89 - 100 kW	B	1238	8	5WZ-HV (DV5RUC)	75,000	4	1499	88 kW	D	1237	6
1ZZ-FE	79,000	4	1794	89 - 107 kW	B	1237	7	5WZ-TV (DV5RUCD)	75,000	4	1499	75 kW	D	1237	6
1ZZ-GE	79,000	4	1794	132 - 140 kW	B	1237	7	DV5RC	75,000	4	1499	96 kW	D	1237	6
2AD-FHV	86,000	4	2231	100 - 130 kW	D	1238	13	DV5RD	75,000	4	1499	75 kW	D	1237	6
2AD-FTV	86,000	4	2231	98 - 110 kW	D	1238	13	DV5RE	75,000	4	1499	55 kW	D	1237	6
2C-TE	86,000	4	1974	66 kW	D	1238	14	EJ-DE	72,000	3	989	40 - 46 kW	B	1237	1
2C-T	86,000	4	1974	60 - 67 kW	D	1238	14	L	90,000	4	2188	46 - 53 kW	D	1238	15



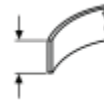
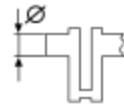
Type



72,000 mm								1	
EJ-DE									
439617-00-3								3 pairs	
-25-3	1-3	PL	AL	39,980	43,020	18,000	↑ L		1,490
-50-3				39,980	43,020		↓ L		
73,000 mm								2	
1ND-TV									
411403-00-1								1 pair	
-10-1		AS	AL	53,500	70,000		↑ G		2,490
				53,500	70,000		↓ G		
73,700 mm								3	
2WZ-TV									
431103-00-4								4 pairs	
-30-4	1-4	PL	CU3	44,975	48,665	17,050			1,820
-50-4				44,991	48,671				
-80-4									
75,000 mm								4	
1NZ-FE, 1NZ-FNE, 1NZ-FXE, 2NZ-FE,									
409605-00-4								5 pairs	
-25-4	1-5	HL	AL	46,000	50,000	16,100	↑ O2G		1,996
-50-4				46,000	50,000		↓		
-75-4									
411403-00-1								1 pair	
-10-1		AS	AL	53,500	70,000		↑ G		2,490
				53,500	70,000		↓ G		
439606-00-4								4 pairs	
-25-4	1-4	PL	AL	39,990	43,020	13,600	↑ LO1		1,494
-50-4				39,990	43,020		↓ LO1		
-75-4									
75,000 mm								5	
1PP									
411114-00-1								1 pair	
-10-1	1	AS	AL	48,500	65,750		↑ L G		2,380
-15-1				48,750	66,000		↓ L G		
75,000 mm								6	
5WZ-HV (DV5RUC), 5WZ-TV (DV5RUCD), DV5RC, DV5RD, DV5RE,									
403708-00-4								5 pairs	
-30-4	1-5	HL	AL		53,700	19,800	↑ LO1G		1,830
-50-4					53,700		↓ LO1G		
433714-00-4								4 pairs	
-30-4	1-4	PL	AL	44,350	48,650	17,100			1,820
-50-4			↓ AL PY	44,366	48,650				
79,000 mm								7	
1ZZ-FE, 1ZZ-GE,									
401403-00-4								5 pairs	
-25-4	1-5	HL	AL	47,990	52,020	17,000	↑ LO1G		1,997
-50-4				47,990	52,020		↓ L		
-75-4									
411403-00-1								1 pair	
-10-1		AS	AL	53,500	70,000		↑ G		2,490
				53,500	70,000		↓ G		
431403-00-4								4 pairs	
-25-4	1-4	PL	AL	43,990	47,020	15,700	↑ LO1		1,488
-50-4				43,990	47,020		↓ LO1		
-75-4									



Type



80,500 mm

8

1ZR-FAE , 1ZR-FE , 2ZR-FAE , 2ZR-FE (SC) , 2ZR-FE , 2ZR-FXE ,

411403-00-1

1 pair

-10-1	AS	AL	53,500	70,000			↑	G	2,490
			53,500	70,000			↓	G	

82,000 mm

9

2ZZ-GE

401403-00-4

5 pairs

-25-4	1-5	HL	AL	47,990	52,020	17,000	↑	LO1G	1,997
-50-4				47,990	52,020		↓	L	
-75-4									

411403-00-1

1 pair

-10-1	AS	AL	53,500	70,000			↑	G	2,490
			53,500	70,000			↓	G	

82,200 mm

10

1CD-FTV

439608-00-4

4 pairs

-25-4	1-4	PL	AL	50,480	53,500	21,100	↑	L	1,480
				50,500	53,524		↓	L	

83,000 mm

11

1C-L , 1C-TL , 1C ,

409612-00-4

5 pairs

-25-4	1-5	HL	AL	57,000	61,000	22,000	↑	LO1G	1,985
-50-4				57,000	61,024		↓	L	

439613-00-4

4 pairs

-25-4	1-4	PL	AL	50,500	53,500	23,000	↑	LO1	1,480
-50-4				50,500	53,500		↓	LO1	

83,000 mm

12

1C-TLC

439613-00-4

4 pairs

-25-4	1-4	PL	AL	50,500	53,500	23,000	↑	LO1	1,480
-50-4				50,500	53,500		↓	LO1	

86,000 mm

13

1AD-FTV , 2AD-FHV , 2AD-FTV ,

439609-00-4

4 pairs

-25-4	1-4	PL	CU3	49,990	53,000	19,000			1,495
				50,000	53,016				

86,000 mm

14

2C-TE , 2C-T , 2C ,

439613-00-4

4 pairs

-25-4	1-4	PL	AL	50,500	53,500	23,000	↑	LO1	1,480
-50-4				50,500	53,500		↓	LO1	

90,000 mm

15

L

409601-00-4

5 pairs

-25-4	1-5	HL	AL	61,981	66,004	27,609	↑	LO1G	1,984
-50-4				61,998	66,019		↓	L	

419602-00-2

2 pairs

-10-2		AS	AL	70,000	81,800		↑	G	2,480
-15-2				70,000	81,800		↓	G	

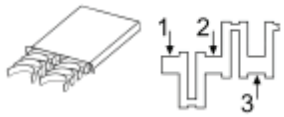
439603-00-4

4 pairs

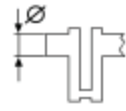
-25-4	1-4	PL	AL	52,990	56,020	26,000	↑	L	1,486
-50-4				52,990	56,020		↓	L	



92,000 mm							16	
2KD-FTV								
409607-00-4							5 pairs	
-25-4	1-5	HL	AL	69,980	75,000	23,750	↑ LO2G	2,492
-50-4				70,000	75,020		↓ LO1	
-75-4								
419607-00-2							2 pairs	
-10-2		AS	AL	75,950	90,700		↑ G	2,480
				75,950	90,700		↓ G	
439607-00-4							4 pairs	
-25-4	1-4	PL	CU2	58,985	62,030	24,590	↑ LO1	1,500
-50-4				59,000	62,030		↓ LO1	
-75-4								
92,000 mm							17	
2L								
409601-00-4							5 pairs	
-25-4	1-5	HL	AL	61,981	66,004	27,609	↑ LO1G	1,984
-50-4				61,998	66,019		↓ L	
419602-00-2							2 pairs	
-10-2		AS	AL	70,000	81,800		↑ G	2,480
-15-2				70,000	81,800		↓ G	
439601-00-4							4 pairs	
-25-4	1-4	PL	AL	54,980	58,020	26,000	↑ L	1,486
-50-4				54,980	58,020		↓ L	
-75-4								
439603-00-4							4 pairs	
-25-4	1-4	PL	AL	52,990	56,020	26,000	↑ L	1,486
-50-4				52,990	56,020		↓ L	
439619-00-4							4 pairs	
-25-4	1-4	PL	AL	55,000	58,000	26,000	↑ L	1,485
-50-4				55,000	58,000		↓ L	
92,000 mm							18	
2L-TE, 2L-TII, 2L-T,								
409601-00-4							5 pairs	
-25-4	1-5	HL	AL	61,981	66,004	27,609	↑ LO1G	1,984
-50-4				61,998	66,019		↓ L	
419602-00-2							2 pairs	
-10-2		AS	AL	70,000	81,800		↑ G	2,480
-15-2				70,000	81,800		↓ G	
439601-00-4							4 pairs	
-25-4	1-4	PL	AL	54,980	58,020	26,000	↑ L	1,486
-50-4				54,980	58,020		↓ L	
-75-4								
439619-00-4							4 pairs	
-25-4	1-4	PL	AL	55,000	58,000	26,000	↑ L	1,485
-50-4				55,000	58,000		↓ L	
96,000 mm							19	
1KD-FTP								
419607-00-2							2 pairs	
-10-2		AS	AL	75,950	90,700		↑ G	2,480
				75,950	90,700		↓ G	
439607-00-4							4 pairs	
-25-4	1-4	PL	CU2	58,985	62,030	24,590	↑ LO1	1,500
-50-4				59,000	62,030		↓ LO1	
-75-4								



Type



96,000 mm

20

1KD-FTV, 1KZ-TE, 1KZ-T,

409607-00-4								5 pairs
-25-4	1-5	HL	AL	69,980	75,000	23,750	↑ LO2G	2,492
-50-4				70,000	75,020		↓ LO1	
-75-4								
419607-00-2								2 pairs
-10-2		AS	AL	75,950	90,700		↑ G	2,480
				75,950	90,700		↓ G	
439607-00-4								4 pairs
-25-4	1-4	PL	CU2	58,985	62,030	24,590	↑ LO1	1,500
-50-4				59,000	62,030		↓ LO1	
-75-4								

96,000 mm

21

3L

409601-00-4								5 pairs
-25-4	1-5	HL	AL	61,981	66,004	27,609	↑ LO1G	1,984
-50-4				61,998	66,019		↓ L	
419602-00-2								2 pairs
-10-2		AS	AL	70,000	81,800		↑ G	2,480
-15-2				70,000	81,800		↓ G	
439601-00-4								4 pairs
-25-4	1-4	PL	AL	54,980	58,020	26,000	↑ L	1,486
-50-4				54,980	58,020		↓ L	
-75-4								
439619-00-4								4 pairs
-25-4	1-4	PL	AL	55,000	58,000	26,000	↑ L	1,485
-50-4				55,000	58,000		↓ L	

99,500 mm








22

5L-E, 5L,

409601-00-4								5 pairs
-25-4	1-5	HL	AL	61,981	66,004	27,609	↑ LO1G	1,984
-50-4				61,998	66,019		↓ L	
419602-00-2								2 pairs
-10-2		AS	AL	70,000	81,800		↑ G	2,480
-15-2				70,000	81,800		↓ G	
439601-00-4								4 pairs
-25-4	1-4	PL	AL	54,980	58,020	26,000	↑ L	1,486
-50-4				54,980	58,020		↓ L	
-75-4								
439619-00-4								4 pairs
-25-4	1-4	PL	AL	55,000	58,000	26,000	↑ L	1,485
-50-4				55,000	58,000		↓ L	













TOYOTA (FAW)

							
COROLLA (_E12_) 1.8 (ZZE122)	1ZZ-FE	02.04 - 01.07	1794	B	93 kW	1243	3
COROLLA (_E12_) 1.8 (ZZE122)	1ZZ-FE	02.04 - 01.07	1794	B	100 kW	1243	3
COROLLA (_E12_) 1.8 (ZZE122)	2ZR-FE	02.04 - 01.07	1798	B	100 kW	1243	4
COROLLA (_E15_) 1.6 (ZRE151)	1ZR-FE	05.07 - 12.14	1598	B	90 kW	1243	4
COROLLA (_E15_) 1.8 (ZRE152)	2ZR-FE	10.10 - 12.14	1798	B	103 kW	1243	4
COROLLA (_E15_) 1.8 (ZRE152)	2ZR-FE	05.07 - 12.10	1798	B	100 kW	1243	4
COROLLA (_E18_) 1.6 (ZRE181)	1ZR-FE	06.14 - 12.17	1598	B	90 kW	1243	4
COROLLA (_E18_) 1.8 (ZRE182)	2ZR-FE	06.14	1798	B	103 kW	1243	4
COROLLA EX (_E12_) 1.6 (ZRE120)	1ZR-FE	05.07 - 12.17	1598	B	88 kW	1243	4
PRIUS (_W2_) 1.5 Hybrid (NHW20)	1NZ-FXE	01.06 - 12.09	1497	B	57 kW	1243	1
VIOS (_P9_) 1.3 (NCP92)	2NZ-FE	10.08 - 05.13	1299	B	63 kW	1243	2
VIOS (_P9_) 1.6 (ZSP92)	1ZR-FE	10.08 - 05.13	1598	B	87 kW	1243	4

TOYOTA (FAW)

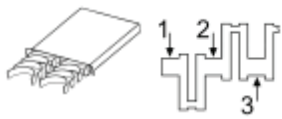


			ccm	kW			1 POS
1NZ-FXE	75,000	4	1497	57 kW	B	1243	1
1ZR-FE	80,500	4	1598	82 - 90 kW	B	1243	4
1ZZ-FE	79,000	4	1794	93 - 101 kW	B	1243	3

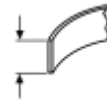
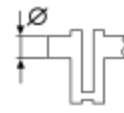
			ccm	kW			1 POS
2NZ-FE	75,000	4	1299	63 kW	B	1243	2
2ZR-FE	80,500	4	1798	100 - 103 kW	B	1243	4



TOYOTA (FAW)



Type



75,000 mm

1

1NZ-FXE

411403-00-1

1 pair

-10-1

AS

AL

53,500
53,500

70,000
70,000

↑
↓

G
G

2,490

75,000 mm

2

2NZ-FE

409605-00-4

5 pairs

-25-4

1-5

HL

AL

46,000
46,000

50,000
50,000

16,100

↑
↓

O2G

1,996

-50-4

-75-4

411403-00-1

1 pair

-10-1

AS

AL

53,500
53,500

70,000
70,000

↑
↓

G
G

2,490

439606-00-4

4 pairs

-25-4

1-4

PL

AL

39,990
39,990

43,020
43,020

13,600

↑
↓

LO1
LO1

1,494

-50-4

-75-4

79,000 mm

3

1ZZ-FE

401403-00-4

5 pairs

-25-4

1-5

HL

AL

47,990
47,990

52,020
52,020

17,000

↑
↓

LO1G
L

1,997

-50-4

-75-4

411403-00-1

1 pair

-10-1

AS

AL

53,500
53,500

70,000
70,000

↑
↓

G
G

2,490

431403-00-4

4 pairs

-25-4

1-4

PL

AL

43,990
43,990

47,020
47,020

15,700

↑
↓

LO1
LO1

1,488

-50-4

-75-4

80,500 mm

4

1ZR-FE, 2ZR-FE,

411403-00-1

1 pair

-10-1

AS

AL

53,500
53,500

70,000
70,000







↑
↓

G
G

2,490

TOYOTA (GAC)



	 ENGINE	 00000	ccm		kW		 1 POS
LEVIN (_E18_) 1.8 (ZRE182)	2ZR-FE	07.14	1798	B	103 kW	1246	2
VERSO (ZGR2_) 1.6 (ZGR20)	1ZR-FE	06.11 - 12.16	1598	B	90 kW	1246	2
VERSO (ZGR2_) 1.8 (ZGR21)	2ZR-FE	06.11 - 12.17	1798	B	103 kW	1246	2
YARIS (_P9_) 1.3 (NCP90)	2NZ-FE	06.08 - 12.13	1299	B	63 kW	1246	1
YARIS (_P9_) 1.6 (ZSP91)	1ZR-FE	01.08 - 08.13	1598	B	87 kW	1246	2
YARIS (_P9_) 1.6 (ZSP91)	1ZR-FE	01.08 - 09.09	1598	B	97 kW	1246	2

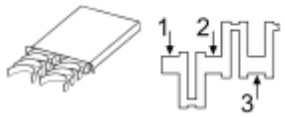


TOYOTA (GAC)

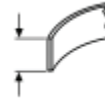
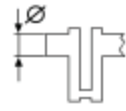
ENGINE	\varnothing	4	ccm	kW	B	1246	1 POS
1ZR-FE	80,500	4	1598	87 - 97 kW	B	1246	2
2NZ-FE	75,000	4	1299	63 kW	B	1246	1

ENGINE	\varnothing	4	ccm	kW	B	1246	1 POS
2ZR-FE	80,500	4	1798	103 kW	B	1246	2

TOYOTA (GAC)



Type



75,000 mm

1

2NZ-FE									
409605-00-4									
-25-4	1-5	HL	AL	46,000	50,000	16,100	↑	O2G	1,996
-50-4				46,000	50,000		↓		
-75-4									
411403-00-1									
-10-1		AS	AL	53,500	70,000		↑	G	2,490
				53,500	70,000		↓	G	
439606-00-4									
-25-4	1-4	PL	AL	39,990	43,020	13,600	↑	LO1	1,494
-50-4				39,990	43,020		↓	LO1	
-75-4									

80,500 mm

2











1ZR-FE, 2ZR-FE,									
411403-00-1									
-10-1		AS	AL	53,500	70,000		↑	G	2,490
				53,500	70,000		↓	G	

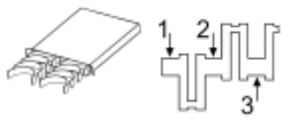


**siehe Motorenliste
see engline list
voir la liste des moteurs
ver lista de motores
см. список двигателей
تاكرحملا قعوتق رظنا**

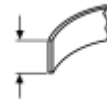
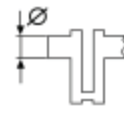
UNIC-SIMCA



			ccm	kW			1 POS				ccm	kW			1 POS
8040.02.	100,000	4	3456	60 kW	D	1249	1	8460.21.102	120,000	6	9498	192 kW	D	1249	2
8210.02	137,000	6	13800	191 kW	D	1249	3	8460.21.202	120,000	6	9498	177 kW	D	1249	2
8210.42K.(TCA)	137,000	6	13798	272 kW	D	1249	3	8460.21.206	120,000	6	9498	177 kW	D	1249	2
8460.21.002	120,000	6	9498	177 kW	D	1249	2	8460.21.601	120,000	6	9498	191 kW	D	1249	2
8460.21.010	120,000	6	9498	177 kW	D	1249	2	8460.41	120,000	6	9498	221 - 254 kW	D	1249	2








Type



100,000 mm										1
8040.02.										
402003-00-1										1 pair
		HL	CU2	76,187 76,200	80,587 80,607	25,000	↑ LO1G ↓ L	2,172		
402003-00-4										5 pairs
-25-4	1,5	HL	CU2	76,187	80,587	25,000	↑ LO1G	2,172		
-50-4				76,200	80,607		↓ L			
-75-4										
432003-00-4										4 pairs
-25-4	1-4	PL	CU2	58,730	62,408	28,700	↑ LO1	1,816		
-50-4				58,743	62,420		↓ LO1			
120,000 mm										2
8460.21.002 , 8460.21.010 , 8460.21.102 , 8460.21.202 , 8460.21.206 , 8460.21.601 , 8460.41 ,										
402012-00-6										7 pairs
	1-6	HL	CU3	89,958 89,980	96,000 96,022	32,700	↑ LO1G ↓ L	2,991	6 pairs	
	7	HL	CU3	89,022 89,958	96,000 96,022	44,500	↑ LO1G ↓ L	2,991	1 pair	
432010-00-6										6 pairs
	1-6	PL	CU2	81,978 82,000	86,213 86,235	35,400	↑ L ↓ L	2,089		
137,000 mm										3
8210.02 , 8210.42K.(TCA) ,										
402010-00-6										7 pairs
-25-6	1	HL	CU2	102,879 102,901	107,976 108,001	37,410	↑ LO1G ↓ L	2,490	1 pair	
	2,3,5,6	HL	CU2	102,879 102,901	107,976 108,001	34,820	↑ LO1 ↓ L	2,490	4 pairs	
	4	HL	CU2	102,879 102,901	107,976 108,001	54,380	↑ LO1G ↓ L	2,490	1 pair	
	7	HL	CU2	102,879 102,901	107,976 108,001	37,410	↑ LO1G ↓ L	2,490	1 pair	
432012-00-6										6 pairs
-25-6	1-6	PL	CU2	84,713 84,735	88,482 88,504	40,250	↑ L ↓ L	1,836		
442060-00-6										6 pairs
	1-6	PB	CU2	47,983 47,998	53,010 53,061	50,000	↑ O1G ↓	3,200		

siehe Motorenliste
see engline list
voir la liste des moteurs
ver lista de motores
см. список двигателей
تالكر حطلا قمىق رظنا



 ENGINE	 Ø	0	 ccm	kW			1 POS
D 110	108,000	0	4760	48 kW	D	1252	1











108,000 mm **1**






D 110






405601-00-4										5 pairs
-25-4		HL	AL	84,905	90,000	32,000	↑ L		2,550	2 pairs
-50-4				84,920	90,021		↓ L			
-75-4		HL	AL	84,905	90,000	46,000	↑ LO2G		2,550	2 pairs
-100-4				84,920	90,021		↓ LO2G			
		HL	AL	84,905	90,000	46,000	↑ LO1G		2,550	1 pair
				84,920	90,021		↓ LO1G			
415601-00-2										2 pairs
-10-2	1-2	AS	AL	91,000	108,000		↑ G		2,980	
-20-2				91,000	108,000		↓ L	G		
-30-2										
435601-00-4										4 pairs
-25-4	1-4	PL	AL	74,915	79,000	39,500	↑ L		1,985	
-50-4				74,950	79,015		↓ L			
-75-4										
-100-4										



							
A-Serie A 300	D 2866 LOH 25	01.04	11967	D	228 kW	1255	1
A-Serie AG 300	D 2866 LOH 25	01.04	11967	D	228 kW	1255	1
A-Serie AG 500	D 2866 LOH 25	01.05	11967	D	228 kW	1255	1
A-Serie AGG 300	D 2866 LOH 28	01.04	11967	D	265 kW	1255	1
ACRON TX 16 450	DC 13.124	10.15	12742	D	331 - 334 kW	1255	2
EOS 233	D 2866 LOH 23	01.98	11967	D	294 kW	1255	1
T-Serie T 911	D 2866 LOH 28	01.05	11967	D	265 kW	1255	1
T-Serie T 911	D 2866 LOH 29	07.08	11967	D	301 kW	1255	1










			ccm	kW			1 POS
D 2866 LOH 23	128,000	6	11967	294 kW	D	1255	1
D 2866 LOH 25	128,000	6	11967	228 kW	D	1255	1
D 2866 LOH 28	128,000	6	11967	265 kW	D	1255	1

			ccm	kW			1 POS
D 2866 LOH 29	128,000	6	11967	301 kW	D	1255	1
DC 13.124	130,000	6	12742	331 kW	D	1255	2








128,000 mm								1	
D 2866 LOH 23 , D 2866 LOH 25 , D 2866 LOH 28 , D 2866 LOH 29 ,									
431005-00-1								1 pair	
-25-1		PL	CU3	31,959	36,000	19,000	↑ O1	2,011	
-50-1				31,975	36,016		↓ O1		
130,000 mm								2	
DC 13.124									
403902-00-6								7 pairs	
-25-6	1-7	HL	CU3	107,978	112,200	34,400	↑ LO2G	2,070	
-50-6				108,000	112,222		↓ L		
433903-00-6								6 pairs	
	1-6	PL	CU3	92,978	97,230	43,000	↑ LO1	2,085	
				93,000	97,252		↓ LO1		

							
	ENGINE	ccm					
ADAM (M13) 1.2	A 12 XEL	10.12 - 04.19	1229	B	51 kW	1280	10
ADAM (M13) 1.2	B 12 XEL	10.12 - 04.19	1229	B	51 kW	1280	10
ADAM (M13) 1.2	B 12 XER	10.12 - 04.19	1229	B	51 kW	1280	10
ADAM (M13) 1.4 S	B 14 NET	11.14 - 01.19	1364	B	110 kW	1280	6
ADAM (M13) 1.4	A 14 XEL	10.12 - 02.19	1398	B	64 kW	1280	10
ADAM (M13) 1.4	A 14 XER	10.12 - 02.19	1398	B	74 kW	1280	10
ADAM (M13) 1.4	B 14 XEL	10.12 - 02.19	1398	B	64 kW	1280	10
ADAM (M13) 1.4	B 14 XER	10.12 - 02.19	1398	B	64 kW	1280	10
ADAM (M13) 1.4	B 14 XER	10.12 - 02.19	1398	B	74 kW	1280	10
AGILA Mk I (A) (H00) 1.2 16V Twinport	Z 12 XEP	07.04 - 11.06	1229	B	59 kW	1280	9
AGILA Mk I (A) (H00) 1.2 16V	Z 12 XE	09.00 - 03.08	1199	B	55 kW	1280	7
AGILA Mk II (B) (H08) 1.3 CDTI	D13A	01.08 - 11.14	1248	D	55 kW	1279	2
AGILA Mk II (B) (H08) 1.3 CDTI	Z 13 DTJ	01.08 - 11.14	1248	D	55 kW	1279	2
AMPERA (R12) EV 150 (D1JOI)	A 14 XFL	03.12	1398	E	63 kW	1280	10
ARENA Combi (A97) 1.9 D	F8Q 600	03.98 - 08.01	1870	D	44 kW	1283	26
ARENA Combi (A97) 1.9 D	F8Q 606	03.98 - 08.01	1870	D	44 kW	1283	26
ARENA Combi (A97) 2.5 D	S8U 758	03.98 - 08.01	2499	D	55 kW	1290	62
ARENA Combi (A97) 2.5 D	S8U 780	03.98 - 08.01	2499	D	55 kW	1290	62
ARENA Combi (A97) 2.5 D	S8U 782	03.98 - 08.01	2499	D	55 kW	1290	62
ARENA Van (A97) 1.9 D	F8Q 600	03.98 - 08.01	1870	D	44 kW	1283	26
ARENA Van (A97) 1.9 D	F8Q 606	03.98 - 08.01	1870	D	44 kW	1283	26
ARENA Van (A97) 2.5 D	S8U 758	03.98 - 08.01	2499	D	55 kW	1290	62
ARENA Van (A97) 2.5 D	S8U 780	03.98 - 08.01	2499	D	55 kW	1290	62
ARENA Van (A97) 2.5 D	S8U 782	03.98 - 08.01	2499	D	55 kW	1290	62
ASTRA CC 1.3 S	13 S	09.79 - 08.84	1297	B	55 kW	1281	14
ASTRA CC 1.6 D	16 D	03.82 - 08.86	1598	D	40 kW	1284	31
ASTRA CC 1.8 GTE	18 E	03.83 - 08.86	1796	B	85 kW	1288	48
ASTRA Kombi 1.3 S	13 S	09.79 - 08.84	1297	B	55 kW	1281	14
ASTRA Kombi 1.6 D	16 D	02.82 - 08.86	1598	D	40 kW	1284	31
ASTRA Kombi 1.6 S	16 SH	09.81 - 08.86	1598	B	66 kW	1286	43
ASTRA Mk II CC (T85) 1.3	13 S	09.84 - 08.91	1297	B	55 kW	1281	14
ASTRA Mk II CC (T85) 1.4 S	14 NV	01.90 - 08.91	1389	B	55 kW	1282	18
ASTRA Mk II CC (T85) 1.4 i	C 14 NZ	01.90 - 08.91	1389	B	44 kW	1282	18
ASTRA Mk II CC (T85) 1.6 D	16 DA	09.84 - 12.89	1598	D	40 kW	1284	31
ASTRA Mk II CC (T85) 1.6 D	16 D	09.84 - 12.89	1598	D	40 kW	1284	31
ASTRA Mk II CC (T85) 1.6 S	16 SH	09.84 - 08.86	1598	B	66 kW	1286	43
ASTRA Mk II CC (T85) 1.6	16 SV	09.84 - 08.91	1598	B	60 kW	1282	20
ASTRA Mk II CC (T85) 1.7 D	17 DR	09.88 - 08.91	1699	D	42 kW	1286	39
ASTRA Mk II CC (T85) 1.8 GTE	18 E	09.84 - 08.91	1796	B	82 kW	1288	48
ASTRA Mk II CC (T85) 1.8 GTE	18 SE	09.84 - 08.91	1796	B	82 kW	1288	48
ASTRA Mk II CC (T85) 1.9	C 20 XE	03.88 - 08.91	1998	B	110 kW	1290	57
ASTRA Mk II CC (T85) 2.0 GTE 16V	20 XE	05.88 - 08.91	1998	B	115 kW	1290	57
ASTRA Mk II CC (T85) 2.0 GTE	20 SEH	09.86 - 08.91	1998	B	95 kW	1290	57
ASTRA Mk II CC (T85) 2.0	20 NE	09.86 - 08.91	1998	B	85 kW	1290	57
ASTRA Mk II Cabriolet (T85) 1.4 S (43)	14 NV	09.91 - 09.93	1389	B	55 kW	1282	18
ASTRA Mk II Cabriolet (T85) 1.6 i	16 SV	01.87 - 12.91	1598	B	60 kW	1282	20
ASTRA Mk II Cabriolet (T85) 2.0 i Cat	C 20 NE	01.91 - 08.93	1998	B	85 kW	1290	57
ASTRA Mk II Cabriolet (T85) 2.0 i	20 NE	01.87 - 12.91	1998	B	85 kW	1290	57
ASTRA Mk II Cabriolet (T85) 2.0 i	C 20 NE	01.87 - 12.91	1998	B	85 kW	1290	57
ASTRA Mk II Kombi (T85) 1.3	13 S	09.84 - 08.91	1297	B	55 kW	1281	14
ASTRA Mk II Kombi (T85) 1.4 S	14 NV	01.89 - 08.91	1389	B	55 kW	1282	18
ASTRA Mk II Kombi (T85) 1.6 D	16 DA	09.84 - 12.89	1598	D	40 kW	1284	31
ASTRA Mk II Kombi (T85) 1.6 S	16 SH	09.84 - 08.86	1598	B	66 kW	1286	43
ASTRA Mk II Kombi (T85) 1.6	16 SV	09.84 - 08.91	1598	B	60 kW	1282	20
ASTRA Mk II Kombi (T85) 1.7 D	17 D	02.89 - 08.91	1699	D	42 kW	1285	38
ASTRA Mk II Kombi (T85) 1.8 i	18 E	01.90 - 08.91	1796	B	83 kW	1288	48
ASTRA Mk II Sedan (T85) 1.3	13 S	09.85 - 08.91	1297	B	55 kW	1281	14
ASTRA Mk II Sedan (T85) 1.4 S	14 NV	10.89 - 12.91	1389	B	55 kW	1282	18
ASTRA Mk II Sedan (T85) 1.4 i	C 14 NZ	01.90 - 12.91	1389	B	44 kW	1282	18
ASTRA Mk II Sedan (T85) 1.6 D	16 DA	09.85 - 08.91	1598	D	40 kW	1284	31
ASTRA Mk II Sedan (T85) 1.6 D	16 D	09.85 - 08.91	1598	D	40 kW	1284	31
ASTRA Mk II Sedan (T85) 1.6 S	16 SV	01.89 - 12.91	1598	B	60 kW	1282	20








ASTRA Mk II Sedan (T85) 1.6	16 SH	09.85 - 08.91	1598	B	66 kW	1286	43
ASTRA Mk II Sedan (T85) 1.7 D	17 D	01.89 - 12.91	1699	D	42 kW	1285	38
ASTRA Mk II Sedan (T85) 1.8 i	18 E	09.85 - 08.91	1796	B	85 kW	1288	48
ASTRA Mk II Sedan (T85) 1.8 i	18 SE	09.85 - 08.91	1796	B	85 kW	1288	48
ASTRA Mk II Sedan (T85) 1.8 i	C 18 NE	10.85 - 08.86	1796	B	74 kW	1288	48
ASTRA Mk II Sedan (T85) 1.8	18 SE	01.86 - 12.90	1796	B	82 kW	1288	48
ASTRA Mk III (F) CC (T92) 1.4 S	14 NV	09.91 - 02.98	1389	B	55 kW	1282	18
ASTRA Mk III (F) CC (T92) 1.4 i 16V	X 14 XE	02.96 - 02.98	1389	B	66 kW	1282	18
ASTRA Mk III (F) CC (T92) 1.4 i	C 14 NZ	09.91 - 02.98	1389	B	44 kW	1282	18
ASTRA Mk III (F) CC (T92) 1.4 i	C 14 SE	03.92 - 02.98	1389	B	60 kW	1282	18
ASTRA Mk III (F) CC (T92) 1.4 i	X 14 NZ	09.91 - 02.98	1389	B	44 kW	1282	18
ASTRA Mk III (F) CC (T92) 1.6 i 16V	X 16 XEL	01.94 - 02.98	1598	B	74 kW	1282	20
ASTRA Mk III (F) CC (T92) 1.6 i	16 NZR	09.91 - 02.98	1598	B	55 kW	1282	20
ASTRA Mk III (F) CC (T92) 1.6 i	C 16 NZ	09.91 - 02.98	1598	B	55 kW	1282	20
ASTRA Mk III (F) CC (T92) 1.6 i	C 16 SE	03.92 - 02.98	1598	B	74 kW	1282	20
ASTRA Mk III (F) CC (T92) 1.6 i	E 16 NZ	09.91 - 02.98	1598	B	55 kW	1282	20
ASTRA Mk III (F) CC (T92) 1.6 i	X 16 SZR	09.91 - 02.98	1598	B	55 kW	1282	20
ASTRA Mk III (F) CC (T92) 1.6 i	X 16 SZ	02.93 - 12.96	1598	B	52 kW	1282	20
ASTRA Mk III (F) CC (T92) 1.7 D	17 DR	09.91 - 12.94	1699	D	44 kW	1286	39
ASTRA Mk III (F) CC (T92) 1.7 D	17 D	12.91 - 02.98	1699	D	42 kW	1285	38
ASTRA Mk III (F) CC (T92) 1.7 TD	17 DT (TC4EE1)	12.91 - 02.98	1686	D	60 kW	1283	22
ASTRA Mk III (F) CC (T92) 1.7 TD	17 TD	12.91 - 02.98	1686	D	60 kW	1283	22
ASTRA Mk III (F) CC (T92) 1.7 TD	X 17 DTL	08.94 - 02.98	1699	D	50 kW	1286	40
ASTRA Mk III (F) CC (T92) 1.8 i 16V	C 18 XEL	09.94 - 02.98	1799	B	85 kW	1285	36
ASTRA Mk III (F) CC (T92) 1.8 i 16V	C 18 XE	09.94 - 02.98	1799	B	92 kW	1285	36
ASTRA Mk III (F) CC (T92) 1.8 i	C 18 NZ	09.91 - 02.98	1796	B	66 kW	1288	49
ASTRA Mk III (F) CC (T92) 2.0 i 16V	C 20 XE	09.91 - 02.98	1998	B	110 kW	1290	57
ASTRA Mk III (F) CC (T92) 2.0 i 16V	X 20 XEV	01.94 - 02.98	1998	B	100 kW	1290	57
ASTRA Mk III (F) CC (T92) 2.0 i	C 20 NE	09.91 - 02.98	1998	B	85 kW	1290	57
ASTRA Mk III (F) Cabriolet (T92) 1.6 i	X 16 SZR	01.96 - 03.01	1598	B	55 kW	1282	20
ASTRA Mk III (F) Cabriolet (T92) 1.6 i	X 16 SZ	03.93 - 08.96	1598	B	52 kW	1282	20
ASTRA Mk III (F) Cabriolet (T92) 1.8 16V	C 18 XEL	11.94 - 03.01	1799	B	85 kW	1285	36
ASTRA Mk III (F) Cabriolet (T92) 1.8 16V	X 18 XE	11.94 - 03.01	1799	B	85 kW	1285	36
ASTRA Mk III (F) Cabriolet (T92) 1.8 i (F08)	C 18 NZ	09.91 - 02.98	1796	B	66 kW	1288	49
ASTRA Mk III (F) Cabriolet (T92) 1.8	C 18 XE	09.94 - 08.96	1799	B	92 kW	1285	36
ASTRA Mk III (F) Cabriolet (T92) 2.0 i 16V	X 20 XEV	01.94 - 02.98	1998	B	100 kW	1290	57
ASTRA Mk III (F) Cabriolet (T92) 2.0 i	C 20 NE	03.93 - 10.94	1998	B	85 kW	1290	57
ASTRA Mk III (F) Kombi (T92) 1.4 i 16V	X 14 XE	02.96 - 01.98	1389	B	66 kW	1282	18
ASTRA Mk III (F) Kombi (T92) 1.4 i	C 14 NZ	09.91 - 02.98	1389	B	44 kW	1282	18
ASTRA Mk III (F) Kombi (T92) 1.4 i	C 14 SE	03.91 - 02.98	1389	B	60 kW	1282	18
ASTRA Mk III (F) Kombi (T92) 1.4 i	X 14 NZ	09.91 - 02.98	1389	B	44 kW	1282	18
ASTRA Mk III (F) Kombi (T92) 1.6 Si	C 16 SE	03.91 - 12.94	1598	B	74 kW	1282	20
ASTRA Mk III (F) Kombi (T92) 1.6 i 16V	X 16 XEL	01.94 - 02.98	1598	B	74 kW	1282	20
ASTRA Mk III (F) Kombi (T92) 1.6 i	C 16 NZ	09.91 - 12.98	1598	B	55 kW	1282	20
ASTRA Mk III (F) Kombi (T92) 1.6 i	E 16 NZ	09.91 - 12.98	1598	B	55 kW	1282	20
ASTRA Mk III (F) Kombi (T92) 1.6 i	X 16 SZR	09.91 - 12.98	1598	B	55 kW	1282	20
ASTRA Mk III (F) Kombi (T92) 1.6 i	X 16 SZ	07.94 - 02.98	1598	B	52 kW	1282	20
ASTRA Mk III (F) Kombi (T92) 1.7 D	17 DR	03.91 - 12.94	1699	D	44 kW	1286	39
ASTRA Mk III (F) Kombi (T92) 1.7 D	17 D	12.91 - 02.98	1699	D	42 kW	1285	38
ASTRA Mk III (F) Kombi (T92) 1.7 TD	17 DT (TC4EE1)	12.91 - 02.98	1686	D	60 kW	1283	22
ASTRA Mk III (F) Kombi (T92) 1.7 TD	17 TD	12.91 - 02.98	1686	D	60 kW	1283	22
ASTRA Mk III (F) Kombi (T92) 1.7 TD	X 17 DTL	01.94 - 02.98	1699	D	50 kW	1286	40
ASTRA Mk III (F) Kombi (T92) 1.8 i 16V	C 18 XEL	09.94 - 02.98	1799	B	85 kW	1285	36
ASTRA Mk III (F) Kombi (T92) 1.8 i 16V	C 18 XE	09.94 - 02.98	1799	B	92 kW	1285	36
ASTRA Mk III (F) Kombi (T92) 1.8 i 16V	X 18 XE	09.94 - 02.98	1799	B	85 kW	1285	36
ASTRA Mk III (F) Kombi (T92) 1.8 i	C 18 NZ	09.91 - 02.98	1796	B	66 kW	1288	49
ASTRA Mk III (F) Kombi (T92) 2.0 i 16V	X 20 XEV	01.94 - 02.98	1998	B	100 kW	1290	57
ASTRA Mk III (F) Kombi (T92) 2.0 i	C 20 NE	09.91 - 02.98	1998	B	85 kW	1290	57
ASTRA Mk III (F) Stufenheck (T92) 1.4 i 16V	X 14 XE	02.96 - 09.98	1389	B	66 kW	1282	18
ASTRA Mk III (F) Stufenheck (T92) 1.4 i	C 14 NZ	04.92 - 09.98	1389	B	44 kW	1282	18
ASTRA Mk III (F) Stufenheck (T92) 1.4 i	C 14 SE	04.92 - 09.98	1389	B	60 kW	1282	18
ASTRA Mk III (F) Stufenheck (T92) 1.6 i 16V	X 16 XEL	08.94 - 09.98	1598	B	74 kW	1282	20

			ccm		kw		1 POS
ASTRA Mk III (F) Stufenheck (T92) 1.6 i	C 16 NZ	03.92 - 09.98	1598	B	55 kW	1282	20
ASTRA Mk III (F) Stufenheck (T92) 1.6 i	C 16 SE	05.92 - 12.94	1598	B	74 kW	1282	20
ASTRA Mk III (F) Stufenheck (T92) 1.6 i	X 16 SZR	03.92 - 09.98	1598	B	55 kW	1282	20
ASTRA Mk III (F) Stufenheck (T92) 1.6 i	X 16 SZ	08.94 - 07.96	1598	B	52 kW	1282	20
ASTRA Mk III (F) Stufenheck (T92) 1.7 D	17 DR	07.92 - 09.98	1699	D	44 kW	1286	39
ASTRA Mk III (F) Stufenheck (T92) 1.7 D	17 D	03.92 - 09.92	1699	D	42 kW	1285	38
ASTRA Mk III (F) Stufenheck (T92) 1.7 TD	17 DT (TC4EE1)	12.91 - 09.98	1686	D	60 kW	1283	22
ASTRA Mk III (F) Stufenheck (T92) 1.7 TD	17 TD	12.91 - 09.98	1686	D	60 kW	1283	22
ASTRA Mk III (F) Stufenheck (T92) 1.7 TD	X 17 DTL	08.94 - 09.98	1699	D	50 kW	1286	40
ASTRA Mk III (F) Stufenheck (T92) 1.8 i 16V	18 SE	09.95 - 02.98	1796	B	82 kW	1288	48
ASTRA Mk III (F) Stufenheck (T92) 1.8 i 16V	C 18 XEL	01.94 - 12.96	1799	B	85 kW	1285	36
ASTRA Mk III (F) Stufenheck (T92) 1.8 i 16V	C 18 XE	06.93 - 10.94	1799	B	92 kW	1285	36
ASTRA Mk III (F) Stufenheck (T92) 1.8 i	C 18 NZ	03.92 - 09.98	1796	B	66 kW	1288	49
ASTRA Mk III (F) Stufenheck (T92) 2.0 i 16V	X 20 XEV	02.95 - 09.98	1998	B	100 kW	1290	57
ASTRA Mk III (F) Stufenheck (T92) 2.0 i	C 20 NE	03.92 - 09.98	1998	B	85 kW	1290	57
ASTRA Mk IV (G) CC (T98) 1.4 16V (F08, F48)	X 14 XE	02.98 - 05.05	1389	B	66 kW	1282	18
ASTRA Mk IV (G) CC (T98) 1.4 16V (F08, F48)	Z 14 XE	02.98 - 05.05	1389	B	66 kW	1282	18
ASTRA Mk IV (G) CC (T98) 1.4 16V Dualfuel (F08, F48)	X 14 XE	09.99 - 06.03	1389	B/G	66 kW	1282	18
ASTRA Mk IV (G) CC (T98) 1.4 16V Dualfuel (F08, F48)	Z 14 XE	09.99 - 06.03	1389	B/G	66 kW	1282	18
ASTRA Mk IV (G) CC (T98) 1.6 (F08, F48)	X 16 SZR	02.98 - 09.00	1598	B	55 kW	1282	20
ASTRA Mk IV (G) CC (T98) 1.6 (F08, F48)	Z 16 SE	09.00 - 05.05	1598	B	62 kW	1282	20
ASTRA Mk IV (G) CC (T98) 1.6 (F08, F48)	Z 16 XEP	12.02 - 05.05	1598	B	76 kW	1282	20
ASTRA Mk IV (G) CC (T98) 1.6 16V (F08, F48)	X 16 XEL	02.98 - 05.05	1598	B	74 kW	1282	20
ASTRA Mk IV (G) CC (T98) 1.6 16V (F08, F48)	Z 16 XE	02.98 - 05.05	1598	B	74 kW	1282	20
ASTRA Mk IV (G) CC (T98) 1.6 Dualfuel (F08)	Z 16 SE	07.00 - 05.05	1598	B/G	62 kW	1282	20
ASTRA Mk IV (G) CC (T98) 1.6 Dualfuel (F08, F48)	X 16 SZR	02.98 - 12.00	1598	B/G	55 kW	1282	20
ASTRA Mk IV (G) CC (T98) 1.6 Dualfuel (F08, F48)	X 16 XEL	09.99 - 08.04	1598	B/G	74 kW	1282	20
ASTRA Mk IV (G) CC (T98) 1.6 Dualfuel (F08, F48)	Z 16 SE	09.02 - 05.05	1598	B/G	63 kW	1282	20
ASTRA Mk IV (G) CC (T98) 1.6 Dualfuel (F08, F48)	Z 16 XE	09.02 - 05.05	1598	B/G	63 kW	1282	20
ASTRA Mk IV (G) CC (T98) 1.6 Dualfuel (F08, F48)	Z 16 XE	09.99 - 08.04	1598	B/G	74 kW	1282	20
ASTRA Mk IV (G) CC (T98) 1.7 CDTI 16V (F08, F48)	Z 17 DTL	04.03 - 05.05	1686	D	59 kW	1283	22
ASTRA Mk IV (G) CC (T98) 1.7 DTI 16V (F08, F48)	Y 17 DT	02.00 - 05.05	1686	D	55 kW	1283	22
ASTRA Mk IV (G) CC (T98) 1.7 TD (F08, F48)	X 17 DTL	02.98 - 08.00	1699	D	50 kW	1286	40
ASTRA Mk IV (G) CC (T98) 1.8 16V (F08, F48)	X 18 XE1	02.98 - 09.00	1796	B	85 kW	1285	35
ASTRA Mk IV (G) CC (T98) 1.8 16V (F08, F48)	Z 18 XE	09.00 - 05.05	1796	B	92 kW	1285	35
ASTRA Mk IV (G) CC (T98) 1.8 16V Dualfuel (F08, F48)	Z 18 XE	09.02 - 05.05	1796	B/G	87 kW	1285	35
ASTRA Mk IV (G) CC (T98) 1.8 16V Dualfuel (F08, F48)	Z 18 XE	07.02 - 12.03	1796	B/G	92 kW	1285	35
ASTRA Mk IV (G) CC (T98) 2.0 (F08)	Z 20 LET	08.02 - 05.05	1998	B	147 kW	1290	58
ASTRA Mk IV (G) CC (T98) 2.0 16V (F08)	X 20 XEV	02.98 - 05.05	1998	B	100 kW	1290	57
ASTRA Mk IV (G) CC (T98) 2.0 DI (F48)	X 20 DTL	02.98 - 05.05	1995	D	60 kW	1287	44
ASTRA Mk IV (G) CC (T98) 2.0 DI (F48)	Y 20 DTL	02.98 - 05.05	1995	D	60 kW	1287	44
ASTRA Mk IV (G) CC (T98) 2.0 DTI 16V (F48)	X 20 DTH	08.99 - 05.05	1995	D	74 kW	1287	44
ASTRA Mk IV (G) CC (T98) 2.0 DTI 16V (F48)	Y 20 DTH	08.99 - 05.05	1995	D	74 kW	1287	44
ASTRA Mk IV (G) CC (T98) 2.0 SRI Turbo (F08)	Z 20 LET	11.01 - 05.05	1998	B	141 kW	1290	58
ASTRA Mk IV (G) Cabriolet (T98) 1.6 16V	Z 16 XEP	03.03 - 10.05	1598	B	76 kW	1282	20
ASTRA Mk IV (G) Cabriolet (T98) 1.6 16V	Z 16 XE	03.01 - 10.05	1598	B	74 kW	1282	20
ASTRA Mk IV (G) Cabriolet (T98) 1.8 16V	Z 18 XE	03.01 - 10.05	1796	B	92 kW	1285	35
ASTRA Mk IV (G) Cabriolet (T98) 2.0 Turbo	Z 20 LET	03.02 - 10.05	1998	B	141 kW	1290	58
ASTRA Mk IV (G) Cabriolet (T98) 2.0	Z 20 LET	09.02 - 10.05	1998	B	147 kW	1290	58
ASTRA Mk IV (G) Coupe (T98) 1.6 16V	Z 16 XEP	03.00 - 08.05	1598	B	76 kW	1282	20
ASTRA Mk IV (G) Coupe (T98) 1.8 16V Dualfuel	Z 18 XE	09.02 - 08.05	1796	B/G	87 kW	1285	35
ASTRA Mk IV (G) Coupe (T98) 1.8 16V Dualfuel	Z 18 XE	07.02 - 08.04	1796	B/G	92 kW	1285	35
ASTRA Mk IV (G) Coupe (T98) 1.8 16V	X 18 XE1	03.00 - 08.05	1796	B	85 kW	1285	35
ASTRA Mk IV (G) Coupe (T98) 1.8 16V	Z 18 XEL	03.00 - 08.05	1796	B	85 kW	1285	35
ASTRA Mk IV (G) Coupe (T98) 1.8 16V	Z 18 XE	09.00 - 08.05	1796	B	92 kW	1285	35
ASTRA Mk IV (G) Coupe (T98) 2.0 16V Turbo	Z 20 LET	09.00 - 08.05	1998	B	140 kW	1290	58
ASTRA Mk IV (G) Kombi (T98) 1.4 16V Dualfuel	X 14 XE	09.99 - 06.03	1389	B/G	66 kW	1282	18
ASTRA Mk IV (G) Kombi (T98) 1.4 16V Dualfuel	Z 14 XE	09.99 - 06.03	1389	B/G	66 kW	1282	18
ASTRA Mk IV (G) Kombi (T98) 1.4 16V	X 14 XE	02.98 - 05.05	1389	B	66 kW	1282	18
ASTRA Mk IV (G) Kombi (T98) 1.4 16V	Z 14 XE	02.98 - 05.05	1389	B	66 kW	1282	18
ASTRA Mk IV (G) Kombi (T98) 1.6 16V	X 16 XEL	03.98 - 04.04	1598	B	74 kW	1282	20
ASTRA Mk IV (G) Kombi (T98) 1.6 16V	Z 16 XE	03.98 - 04.04	1598	B	74 kW	1282	20








ASTRA Mk IV (G) Kombi (T98) 1.6 Dualfuel	X 16 SZR	02.98 - 12.00	1598	B/G	55 kW	1282	20
ASTRA Mk IV (G) Kombi (T98) 1.6 Dualfuel	X 16 XEL	09.99 - 08.04	1598	B/G	74 kW	1282	20
ASTRA Mk IV (G) Kombi (T98) 1.6 Dualfuel	Z 16 SE	03.98 - 04.04	1598	B/G	63 kW	1282	20
ASTRA Mk IV (G) Kombi (T98) 1.6 Dualfuel	Z 16 SE	07.00 - 05.05	1598	B/G	62 kW	1282	20
ASTRA Mk IV (G) Kombi (T98) 1.6 Dualfuel	Z 16 XE	03.98 - 04.04	1598	B/G	63 kW	1282	20
ASTRA Mk IV (G) Kombi (T98) 1.6 Dualfuel	Z 16 XE	09.99 - 08.04	1598	B/G	74 kW	1282	20
ASTRA Mk IV (G) Kombi (T98) 1.6	X 16 SZR	03.98 - 04.04	1598	B	55 kW	1282	20
ASTRA Mk IV (G) Kombi (T98) 1.6	Z 16 SE	03.98 - 04.04	1598	B	62 kW	1282	20
ASTRA Mk IV (G) Kombi (T98) 1.6	Z 16 XEP	12.02 - 05.05	1598	B	76 kW	1282	20
ASTRA Mk IV (G) Kombi (T98) 1.7 CDTI 16V	Z 17 DTL	04.03 - 05.05	1686	D	59 kW	1283	22
ASTRA Mk IV (G) Kombi (T98) 1.7 DTI 16V	Y 17 DT	02.00 - 05.05	1686	D	55 kW	1283	22
ASTRA Mk IV (G) Kombi (T98) 1.7 TD	X 17 DTL	02.98 - 08.00	1699	D	50 kW	1286	40
ASTRA Mk IV (G) Kombi (T98) 1.8 16V Dualfuel	Z 18 XE	09.02 - 05.05	1796	B/G	87 kW	1285	35
ASTRA Mk IV (G) Kombi (T98) 1.8 16V Dualfuel	Z 18 XE	07.02 - 12.03	1796	B/G	92 kW	1285	35
ASTRA Mk IV (G) Kombi (T98) 1.8 16V	X 18 XE1	02.98 - 08.00	1796	B	85 kW	1285	35
ASTRA Mk IV (G) Kombi (T98) 1.8 16V	Z 18 XE	09.00 - 05.05	1796	B	92 kW	1285	35
ASTRA Mk IV (G) Kombi (T98) 2.0 DI	X 20 DTL	03.98 - 04.04	1995	D	60 kW	1287	44
ASTRA Mk IV (G) Kombi (T98) 2.0 DI	Y 20 DTL	03.98 - 04.04	1995	D	60 kW	1287	44
ASTRA Mk IV (G) Kombi (T98) 2.0 DTI 16V	X 20 DTH	03.98 - 04.04	1995	D	74 kW	1287	44
ASTRA Mk IV (G) Kombi (T98) 2.0 DTI 16V	Y 20 DTH	03.98 - 04.04	1995	D	74 kW	1287	44
ASTRA Mk IV (G) Stufenheck (T98) 1.4 16V	X 14 XE	09.98 - 05.05	1389	B	66 kW	1282	18
ASTRA Mk IV (G) Stufenheck (T98) 1.4 16V	Z 14 XE	09.98 - 05.05	1389	B	66 kW	1282	18
ASTRA Mk IV (G) Stufenheck (T98) 1.6 16V	C 16 SEL	09.98 - 05.05	1598	B	74 kW	1282	20
ASTRA Mk IV (G) Stufenheck (T98) 1.6 16V	X 16 XEL	09.98 - 05.05	1598	B	74 kW	1282	20
ASTRA Mk IV (G) Stufenheck (T98) 1.6 16V	Z 16 XEP	09.98 - 05.05	1598	B	74 kW	1282	20
ASTRA Mk IV (G) Stufenheck (T98) 1.6 16V	Z 16 XE	09.98 - 05.05	1598	B	74 kW	1282	20
ASTRA Mk IV (G) Stufenheck (T98) 1.6 Dualfuel	X 16 XEL	09.99 - 08.04	1598	B/G	74 kW	1282	20
ASTRA Mk IV (G) Stufenheck (T98) 1.6 Dualfuel	Z 16 SE	09.02 - 05.05	1598	B/G	63 kW	1282	20
ASTRA Mk IV (G) Stufenheck (T98) 1.6 Dualfuel	Z 16 SE	07.00 - 05.05	1598	B/G	62 kW	1282	20
ASTRA Mk IV (G) Stufenheck (T98) 1.6 Dualfuel	Z 16 XE	09.02 - 05.05	1598	B/G	63 kW	1282	20
ASTRA Mk IV (G) Stufenheck (T98) 1.6 Dualfuel	Z 16 XE	09.99 - 08.04	1598	B/G	74 kW	1282	20
ASTRA Mk IV (G) Stufenheck (T98) 1.6	X 16 SZR	09.98 - 09.00	1598	B	55 kW	1282	20
ASTRA Mk IV (G) Stufenheck (T98) 1.6	Z 16 SE	09.00 - 05.05	1598	B	62 kW	1282	20
ASTRA Mk IV (G) Stufenheck (T98) 1.7 CDTI 16V	Z 17 DTL	04.03 - 05.05	1686	D	59 kW	1283	22
ASTRA Mk IV (G) Stufenheck (T98) 1.7 DTI 16V	Y 17 DT	02.00 - 05.05	1686	D	55 kW	1283	22
ASTRA Mk IV (G) Stufenheck (T98) 1.7 TD	X 17 DTL	09.98 - 08.00	1699	D	50 kW	1286	40
ASTRA Mk IV (G) Stufenheck (T98) 1.8 16V Dualfuel	Z 18 XE	02.98 - 07.04	1796	B/G	87 kW	1285	35
ASTRA Mk IV (G) Stufenheck (T98) 1.8 16V Dualfuel	Z 18 XE	07.02 - 12.03	1796	B/G	92 kW	1285	35
ASTRA Mk IV (G) Stufenheck (T98) 1.8 16V	X 18 XE1	02.98 - 07.04	1796	B	85 kW	1285	35
ASTRA Mk IV (G) Stufenheck (T98) 1.8 16V	Z 18 XE	02.98 - 07.04	1796	B	92 kW	1285	35
ASTRA Mk IV (G) Stufenheck (T98) 2.0 16V	X 20 XEV	09.98 - 05.05	1998	B	100 kW	1290	57
ASTRA Mk IV (G) Stufenheck (T98) 2.0 DI	X 20 DTL	02.98 - 07.04	1995	D	60 kW	1287	44
ASTRA Mk IV (G) Stufenheck (T98) 2.0 DI	Y 20 DTL	02.98 - 07.04	1995	D	60 kW	1287	44
ASTRA Mk IV (G) Stufenheck (T98) 2.0 DTI 16V	X 20 DTH	02.98 - 07.04	1995	D	74 kW	1287	44
ASTRA Mk IV (G) Stufenheck (T98) 2.0 DTI 16V	Y 20 DTH	02.98 - 07.04	1995	D	74 kW	1287	44
ASTRA Mk V (H) (A04) 1.3 CDTI (L48)	Z 13 DTH	01.04 - 05.09	1248	D	66 kW	1279	2
ASTRA Mk V (H) (A04) 1.4 (L48)	Z 14 XEP	01.04 - 05.09	1364	B	66 kW	1280	9
ASTRA Mk V (H) (A04) 1.6 (L48)	A 16 XER	01.04 - 05.09	1598	B	85 kW	1282	20
ASTRA Mk V (H) (A04) 1.6 (L48)	Z 16 XE1	01.04 - 05.09	1598	B	77 kW	1282	20
ASTRA Mk V (H) (A04) 1.6 (L48)	Z 16 XEP	01.04 - 05.09	1598	B	77 kW	1282	20
ASTRA Mk V (H) (A04) 1.6 (L48)	Z 16 XER	01.04 - 05.09	1598	B	85 kW	1282	20
ASTRA Mk V (H) (A04) 1.6 Turbo (L48)	A 16 LET	09.06 - 09.09	1598	B	132 kW	1283	23
ASTRA Mk V (H) (A04) 1.6 Turbo (L48)	Z 16 LET	09.06 - 09.09	1598	B	132 kW	1283	23
ASTRA Mk V (H) (A04) 1.7 CDTI (L48)	Z 17 DTH	01.04 - 05.09	1686	D	74 kW	1283	22
ASTRA Mk V (H) (A04) 1.7 CDTI (L48)	Z 17 DTL	01.04 - 05.09	1686	D	59 kW	1283	22
ASTRA Mk V (H) (A04) 1.7 CDTI (L48)	A 17 DTJ	01.04 - 03.11	1686	D	81 kW	1282	21
ASTRA Mk V (H) (A04) 1.7 CDTI (L48)	Z 17 DTJ	01.04 - 03.11	1686	D	81 kW	1282	21
ASTRA Mk V (H) (A04) 1.8 (L48)	A 18 XER	01.04 - 05.09	1796	B	103 kW	1285	35
ASTRA Mk V (H) (A04) 1.8 (L48)	Z 18 XER	01.04 - 05.09	1796	B	103 kW	1285	35
ASTRA Mk V (H) (A04) 1.8 (L48)	Z 18 XE	01.04 - 05.09	1796	B	92 kW	1285	35
ASTRA Mk V (H) (A04) 1.9 CDTI (L48)	Z 19 DTH	01.04 - 05.09	1910	D	110 kW	1285	37
ASTRA Mk V (H) (A04) 1.9 CDTI (L48)	Z 19 DT	01.04 - 05.09	1910	D	88 kW	1285	37








			ccm		kw		1 POS
ASTRA Mk V (H) (A04) 1.9 CDTi 16V (L48)	Z 19 DTJ	01.04 - 05.09	1910	D	88 kW	1285	37
ASTRA Mk V (H) Kombi (A04) 1.3 CDTi (L35)	Z 13 DTH	08.04 - 03.09	1248	D	66 kW	1279	2
ASTRA Mk V (H) Kombi (A04) 1.4 (L35)	Z 14 XEP	08.04 - 03.09	1364	B	66 kW	1280	9
ASTRA Mk V (H) Kombi (A04) 1.6 (L35)	A 16 LET	08.04 - 03.09	1598	B	132 kW	1283	23
ASTRA Mk V (H) Kombi (A04) 1.6 (L35)	A 16 XER	08.04 - 03.11	1598	B	85 kW	1282	20
ASTRA Mk V (H) Kombi (A04) 1.6 (L35)	Z 16 LET	08.04 - 03.09	1598	B	132 kW	1283	23
ASTRA Mk V (H) Kombi (A04) 1.6 (L35)	Z 16 XE1	08.04 - 03.09	1598	B	77 kW	1282	20
ASTRA Mk V (H) Kombi (A04) 1.6 (L35)	Z 16 XEP	08.04 - 03.09	1598	B	77 kW	1282	20
ASTRA Mk V (H) Kombi (A04) 1.6 (L35)	Z 16 XER	08.04 - 03.11	1598	B	85 kW	1282	20
ASTRA Mk V (H) Kombi (A04) 1.7 CDTi (L35)	Z 17 DTL	08.04 - 05.09	1686	D	59 kW	1283	22
ASTRA Mk V (H) Kombi (A04) 1.7 CDTi (L35)	A 17 DTJ	08.04 - 10.12	1686	D	81 kW	1282	21
ASTRA Mk V (H) Kombi (A04) 1.7 CDTi (L35)	Z 17 DTH	08.04 - 03.09	1686	D	74 kW	1283	22
ASTRA Mk V (H) Kombi (A04) 1.7 CDTi (L35)	Z 17 DTJ	08.04 - 10.12	1686	D	81 kW	1282	21
ASTRA Mk V (H) Kombi (A04) 1.8 (L35)	A 18 XER	12.05 - 10.10	1796	B	103 kW	1285	35
ASTRA Mk V (H) Kombi (A04) 1.8 (L35)	Z 18 XER	12.05 - 10.10	1796	B	103 kW	1285	35
ASTRA Mk V (H) Kombi (A04) 1.8 (L35)	Z 18 XE	10.04 - 03.09	1796	B	92 kW	1285	35
ASTRA Mk V (H) Kombi (A04) 1.9 CDTi (L35)	Z 19 DTH	08.04 - 03.09	1910	D	110 kW	1285	37
ASTRA Mk V (H) Kombi (A04) 1.9 CDTi (L35)	Z 19 DT	08.04 - 03.09	1910	D	88 kW	1285	37
ASTRA Mk V (H) Kombi (A04) 1.9 CDTi 16V (L35)	Z 19 DTJ	08.04 - 03.09	1910	D	88 kW	1285	37
ASTRA Mk V (H) Sport Hatch (A04) 1.3 CDTi (L08)	Z 13 DTH	04.05 - 11.10	1248	D	66 kW	1279	2
ASTRA Mk V (H) Sport Hatch (A04) 1.4 i 16V (L08)	Z 14 XEP	03.05 - 11.10	1364	B	66 kW	1280	9
ASTRA Mk V (H) Sport Hatch (A04) 1.6 (L08)	A 16 LET	10.06 - 11.10	1598	B	132 kW	1283	23
ASTRA Mk V (H) Sport Hatch (A04) 1.6 (L08)	Z 16 LET	10.06 - 11.10	1598	B	132 kW	1283	23
ASTRA Mk V (H) Sport Hatch (A04) 1.6 (L08)	Z 16 XEP	02.05 - 11.10	1598	B	77 kW	1282	20
ASTRA Mk V (H) Sport Hatch (A04) 1.6 i 16V (L08)	A 16 XER	12.06 - 11.10	1598	B	85 kW	1282	20
ASTRA Mk V (H) Sport Hatch (A04) 1.6 i 16V (L08)	Z 16 XER	12.06 - 11.10	1598	B	85 kW	1282	20
ASTRA Mk V (H) Sport Hatch (A04) 1.7 CDTi (L08)	A 17 DTJ	02.07 - 11.09	1686	D	81 kW	1282	21
ASTRA Mk V (H) Sport Hatch (A04) 1.7 CDTi (L08)	Z 17 DTH	02.05 - 11.10	1686	D	74 kW	1283	22
ASTRA Mk V (H) Sport Hatch (A04) 1.7 CDTi (L08)	Z 17 DTJ	02.07 - 11.09	1686	D	81 kW	1282	21
ASTRA Mk V (H) Sport Hatch (A04) 1.8 (L08)	Z 18 XE	02.05 - 11.10	1796	B	92 kW	1285	35
ASTRA Mk V (H) Sport Hatch (A04) 1.8 i 16V (L08)	A 18 XER	03.07 - 11.10	1796	B	103 kW	1285	35
ASTRA Mk V (H) Sport Hatch (A04) 1.8 i 16V (L08)	Z 18 XER	03.07 - 11.10	1796	B	103 kW	1285	35
ASTRA Mk V (H) Sport Hatch (A04) 1.9 CDTi (L08)	Z 19 DTH	02.05 - 11.10	1910	D	110 kW	1285	37
ASTRA Mk V (H) Sport Hatch (A04) 1.9 CDTi (L08)	Z 19 DTL	08.05 - 11.10	1910	D	74 kW	1285	37
ASTRA Mk V (H) Sport Hatch (A04) 1.9 CDTi (L08)	Z 19 DT	02.05 - 11.10	1910	D	88 kW	1285	37
ASTRA Mk V (H) TwinTop (A04) 1.6 (L67)	Z 16 XEP	09.05 - 11.10	1598	B	77 kW	1282	20
ASTRA Mk V (H) TwinTop (A04) 1.6 i 16V (L67)	A 16 XER	10.06 - 08.11	1598	B	85 kW	1282	20
ASTRA Mk V (H) TwinTop (A04) 1.6 i 16V (L67)	Z 16 XER	10.06 - 08.11	1598	B	85 kW	1282	20
ASTRA Mk V (H) TwinTop (A04) 1.8 (L67)	A 18 XER	05.08 - 11.10	1796	B	103 kW	1285	35
ASTRA Mk V (H) TwinTop (A04) 1.8 (L67)	Z 18 XER	05.08 - 11.10	1796	B	103 kW	1285	35
ASTRA Mk V (H) TwinTop (A04) 1.9 CDTi (L67)	Z 19 DTH	01.06 - 11.10	1910	D	110 kW	1285	37
ASTRA Mk VI (J) (P10) 1.3 CDTi	A 13 DTE	12.09 - 10.15	1248	D	70 kW	1279	2
ASTRA Mk VI (J) (P10) 1.4 Turbo	A 14 NEL	08.10 - 10.15	1364	B	88 kW	1280	6
ASTRA Mk VI (J) (P10) 1.4 Turbo	A 14 NET	12.09 - 10.15	1364	B	103 kW	1280	6
ASTRA Mk VI (J) (P10) 1.4 Turbo	B 14 NEL	08.10 - 10.15	1364	B	88 kW	1280	6
ASTRA Mk VI (J) (P10) 1.4 Turbo	B 14 NET	12.09 - 10.15	1364	B	103 kW	1280	6
ASTRA Mk VI (J) (P10) 1.4	A 14 XEL	12.09 - 10.15	1398	B	64 kW	1280	10
ASTRA Mk VI (J) (P10) 1.4	A 14 XER	12.09 - 10.15	1398	B	74 kW	1280	10
ASTRA Mk VI (J) (P10) 1.4	B 14 XER	12.09 - 10.15	1398	B	74 kW	1280	10
ASTRA Mk VI (J) (P10) 1.6 CDTi	B 16 DTH	11.13 - 10.15	1598	D	100 kW	1283	25
ASTRA Mk VI (J) (P10) 1.6 CDTi	B 16 DTL	11.13 - 10.15	1598	D	81 kW	1283	25
ASTRA Mk VI (J) (P10) 1.6 SIDI	A 16 XHT	12.12 - 10.15	1598	B	125 kW	1283	23
ASTRA Mk VI (J) (P10) 1.6 Turbo	A 16 LET	12.09 - 10.15	1598	B	132 kW	1283	23
ASTRA Mk VI (J) (P10) 1.6	A 16 XER	12.09 - 10.15	1598	B	85 kW	1282	20
ASTRA Mk VI (J) (P10) 1.6	B 16 XER	12.09 - 10.15	1598	B	85 kW	1282	20
ASTRA Mk VI (J) (P10) 1.7 CDTi	A 17 DTL	10.10 - 10.15	1686	D	74 kW	1283	22
ASTRA Mk VI (J) (P10) 1.7 CDTi	A 17 DTC	12.09 - 10.15	1686	D	81 kW	1283	22
ASTRA Mk VI (J) (P10) 1.7 CDTi	A 17 DTE	12.09 - 10.15	1686	D	81 kW	1283	22
ASTRA Mk VI (J) (P10) 1.7 CDTi	A 17 DTF	06.11 - 10.15	1686	D	96 kW	1283	22
ASTRA Mk VI (J) (P10) 1.7 CDTi	A 17 DTJ	12.09 - 10.15	1686	D	81 kW	1282	21
ASTRA Mk VI (J) (P10) 1.7 CDTi	A 17 DTR	12.09 - 10.15	1686	D	92 kW	1282	21
ASTRA Mk VI (J) (P10) 1.7 CDTi	A 17 DTS	06.11 - 10.15	1686	D	96 kW	1283	22








ASTRA Mk VI (J) (P10) 2.0 BiTurbo CDTi	A 20 DTR	12.12 - 10.15	1956	D	143 kW	1286	42
ASTRA Mk VI (J) (P10) 2.0 CDTi	A 20 DTH	08.11 - 10.15	1956	D	121 kW	1286	42
ASTRA Mk VI (J) (P10) 2.0 CDTi	A 20 DTH	12.09 - 06.11	1956	D	118 kW	1286	42
ASTRA Mk VI (J) GTC (P10) 1.4	A 14 NEL	10.11 - 10.15	1364	B	88 kW	1280	6
ASTRA Mk VI (J) GTC (P10) 1.4	A 14 NET	10.11 - 10.15	1364	B	103 kW	1280	6
ASTRA Mk VI (J) GTC (P10) 1.4	A 14 XER	10.11 - 10.15	1398	B	74 kW	1280	10
ASTRA Mk VI (J) GTC (P10) 1.4	B 14 NEL	10.11 - 10.15	1364	B	88 kW	1280	6
ASTRA Mk VI (J) GTC (P10) 1.4	B 14 NET	10.11 - 10.15	1364	B	103 kW	1280	6
ASTRA Mk VI (J) GTC (P10) 1.4	B 14 XER	10.11 - 10.15	1398	B	74 kW	1280	10
ASTRA Mk VI (J) GTC (P10) 1.6 CDTi	B 16 DTH	07.14 - 10.15	1598	D	100 kW	1283	25
ASTRA Mk VI (J) GTC (P10) 1.6 CDTi	B 16 DTL	07.14 - 10.15	1598	D	81 kW	1283	25
ASTRA Mk VI (J) GTC (P10) 1.6 SIDI	A 16 SHT	09.13 - 10.15	1598	B	147 kW	1283	23
ASTRA Mk VI (J) GTC (P10) 1.6 SIDI	A 16 XHT	09.13 - 10.15	1598	B	125 kW	1283	23
ASTRA Mk VI (J) GTC (P10) 1.6	A 16 LET	10.11 - 10.15	1598	B	132 kW	1283	23
ASTRA Mk VI (J) GTC (P10) 1.7 CDTi	A 17 DTC	10.11 - 10.15	1686	D	81 kW	1283	22
ASTRA Mk VI (J) GTC (P10) 1.7 CDTi	A 17 DTE	10.11 - 10.15	1686	D	81 kW	1283	22
ASTRA Mk VI (J) GTC (P10) 1.7 CDTi	A 17 DTF	10.11 - 10.15	1686	D	96 kW	1283	22
ASTRA Mk VI (J) GTC (P10) 1.7 CDTi	A 17 DTJ	10.11 - 10.15	1686	D	81 kW	1282	21
ASTRA Mk VI (J) GTC (P10) 1.7 CDTi	A 17 DTS	10.11 - 10.15	1686	D	96 kW	1283	22
ASTRA Mk VI (J) GTC (P10) 2.0 BiTurbo CDTi	A 20 DTR	12.12 - 10.15	1956	D	143 kW	1286	42
ASTRA Mk VI (J) GTC (P10) 2.0 CDTi	A 20 DTH	10.11 - 10.15	1956	D	121 kW	1286	42
ASTRA Mk VI (J) Kombi (P10) 1.3 CDTi	A 13 DTE	10.10 - 10.15	1248	D	70 kW	1279	2
ASTRA Mk VI (J) Kombi (P10) 1.4 Turbo	A 14 NET	10.10 - 10.15	1364	B	103 kW	1280	6
ASTRA Mk VI (J) Kombi (P10) 1.4 Turbo	B 14 NET	10.10 - 10.15	1364	B	103 kW	1280	6
ASTRA Mk VI (J) Kombi (P10) 1.4	A 14 XEL	10.10 - 10.15	1398	B	64 kW	1280	10
ASTRA Mk VI (J) Kombi (P10) 1.4	A 14 XER	10.10 - 10.15	1398	B	74 kW	1280	10
ASTRA Mk VI (J) Kombi (P10) 1.4	B 14 XER	10.10 - 10.15	1398	B	74 kW	1280	10
ASTRA Mk VI (J) Kombi (P10) 1.6 CDTi	B 16 DTH	01.14 - 10.15	1598	D	100 kW	1283	25
ASTRA Mk VI (J) Kombi (P10) 1.6 CDTi	B 16 DTL	01.14 - 10.15	1598	D	81 kW	1283	25
ASTRA Mk VI (J) Kombi (P10) 1.6 SIDI	A 16 XHT	12.12 - 10.15	1598	B	123 kW	1283	23
ASTRA Mk VI (J) Kombi (P10) 1.6 Turbo	A 16 LET	10.10 - 10.15	1598	B	132 kW	1283	23
ASTRA Mk VI (J) Kombi (P10) 1.6	A 16 XER	10.10 - 10.15	1598	B	85 kW	1282	20
ASTRA Mk VI (J) Kombi (P10) 1.6	B 16 XER	10.10 - 10.15	1598	B	85 kW	1282	20
ASTRA Mk VI (J) Kombi (P10) 1.7 CDTi	A 17 DTC	10.10 - 10.15	1686	D	81 kW	1283	22
ASTRA Mk VI (J) Kombi (P10) 1.7 CDTi	A 17 DTE	10.10 - 10.15	1686	D	81 kW	1283	22
ASTRA Mk VI (J) Kombi (P10) 1.7 CDTi	A 17 DTF	06.11 - 10.15	1686	D	96 kW	1283	22
ASTRA Mk VI (J) Kombi (P10) 1.7 CDTi	A 17 DTJ	10.10 - 10.15	1686	D	81 kW	1282	21
ASTRA Mk VI (J) Kombi (P10) 1.7 CDTi	A 17 DTR	10.10 - 10.15	1686	D	92 kW	1282	21
ASTRA Mk VI (J) Kombi (P10) 1.7 CDTi	A 17 DTS	06.11 - 10.15	1686	D	96 kW	1283	22
ASTRA Mk VI (J) Kombi (P10) 2.0 BiTurbo CDTi	A 20 DTR	12.12 - 10.15	1956	D	143 kW	1286	42
ASTRA Mk VI (J) Kombi (P10) 2.0 CDTi	A 20 DTH	10.10 - 06.11	1956	D	118 kW	1286	42
ASTRA Mk VI (J) Kombi (P10) 2.0 CDTi	A 20 DTH	08.11 - 10.15	1956	D	121 kW	1286	42
ASTRA Mk VI (J) Stufenheck (P10) 1.3 CDTi	A 13 DTE	06.12 - 10.15	1248	D	70 kW	1279	2
ASTRA Mk VI (J) Stufenheck (P10) 1.4 Turbo	A 14 NET	06.12 - 10.15	1364	B	103 kW	1280	6
ASTRA Mk VI (J) Stufenheck (P10) 1.4 Turbo	B 14 NET	06.12 - 10.15	1364	B	103 kW	1280	6
ASTRA Mk VI (J) Stufenheck (P10) 1.4	A 14 XER	06.12 - 10.15	1398	B	74 kW	1280	10
ASTRA Mk VI (J) Stufenheck (P10) 1.6 SIDI	A 16 XHT	06.12 - 10.15	1598	B	125 kW	1283	23
ASTRA Mk VI (J) Stufenheck (P10) 1.6 Turbo	A 16 LET	06.12 - 10.15	1598	B	132 kW	1283	23
ASTRA Mk VI (J) Stufenheck (P10) 1.6	A 16 XER	06.12 - 10.15	1598	B	85 kW	1282	20
ASTRA Mk VI (J) Stufenheck (P10) 1.6	B 16 XER	06.12 - 10.15	1598	B	85 kW	1282	20
ASTRA Mk VI (J) Stufenheck (P10) 1.7 CDTi	A 17 DTC	06.12 - 10.15	1686	D	81 kW	1283	22
ASTRA Mk VI (J) Stufenheck (P10) 1.7 CDTi	A 17 DTE	06.12 - 10.15	1686	D	81 kW	1283	22
ASTRA Mk VI (J) Stufenheck (P10) 1.7 CDTi	A 17 DTF	06.12 - 10.15	1686	D	96 kW	1283	22
ASTRA Mk VI (J) Stufenheck (P10) 1.7 CDTi	A 17 DTJ	06.12 - 10.15	1686	D	81 kW	1282	21
ASTRA Mk VI (J) Stufenheck (P10) 1.7 CDTi	A 17 DTS	06.12 - 10.15	1686	D	96 kW	1283	22
ASTRA Mk VII (K) (B16) 1.6 CDTi	B 16 DTH	07.15	1598	D	100 kW	1283	25
ASTRA Mk VII (K) Kombi (B16) 1.6 CDTi	B 16 DTH	11.15	1598	D	100 kW	1283	25
ASTRA Mk VIII (L) Sports Tourer 1.2	HNP (EB2ADT)	10.21	1199	B	81 kW	1281	15
ASTRA Mk VIII (L) Sports Tourer 1.2	HNS (EB2ADTS)	10.21	1199	B	96 kW	1281	15
ASTRA Mk VIII (L) 1.2 (FPHNPJ)	HNP (EB2ADT)	10.21	1199	B	81 kW	1281	15
ASTRA Mk VIII (L) 1.2 (FPHNSL, FPHNSR)	HNS (EB2ADTS)	10.21	1199	B	96 kW	1281	15
ASTRAMAX (T85) 1.3 N	13 NB	08.85 - 12.89	1297	B	44 kW	1281	14

			ccm		kw		1 POS
ASTRAMAX (T85) 1.3 N	13 N	08.85 - 12.89	1297	B	44 kW	1281	14
ASTRAMAX (T85) 1.3 S	13 S	08.85 - 12.89	1297	B	55 kW	1281	14
ASTRAMAX (T85) 1.4 S	14 NV	07.89 - 08.91	1389	B	55 kW	1282	18
ASTRAMAX (T85) 1.4 i	C 14 NZ	08.91 - 07.94	1389	B	44 kW	1282	18
ASTRAMAX (T85) 1.6 D	16 DA	05.86 - 06.90	1598	D	40 kW	1284	31
ASTRAMAX (T85) 1.6 i	C 16 NZ	08.91 - 10.94	1598	B	55 kW	1282	20
ASTRAMAX (T85) 1.6	16 SV	09.85 - 12.91	1598	B	60 kW	1282	20
ASTRAMAX (T85) 1.6	C 16 NZ	12.86 - 12.92	1598	B	61 kW	1282	20
ASTRAMAX (T85) 1.6	E 16 NZ	12.86 - 12.92	1598	B	61 kW	1282	20
ASTRAMAX (T85) 1.7 D	17 DR	09.85 - 06.94	1699	D	44 kW	1286	39
ASTRAMAX (T85) 1.7 D	17 D	01.89 - 07.94	1699	D	42 kW	1285	38
ASTRAVAN Mk III (F) Kasten/Kombi (T92) 1.4 i (F70)	C 14 NZ	09.91 - 08.95	1389	B	44 kW	1282	18
ASTRAVAN Mk III (F) Kasten/Kombi (T92) 1.6 i (F70)	C 16 NZ	10.91 - 08.98	1598	B	55 kW	1282	20
ASTRAVAN Mk III (F) Kasten/Kombi (T92) 1.6 i (F70)	X 16 SZ	09.94 - 08.96	1598	B	52 kW	1282	20
ASTRAVAN Mk III (F) Kasten/Kombi (T92) 1.7 D (F70)	17 DR	10.91 - 12.94	1699	D	44 kW	1286	39
ASTRAVAN Mk III (F) Kasten/Kombi (T92) 1.7 D (F70)	17 D	09.91 - 08.93	1699	D	42 kW	1285	38
ASTRAVAN Mk III (F) Kasten/Kombi (T92) 1.7 TD (F70)	17 DT (TC4EE1)	09.95 - 08.96	1686	D	60 kW	1283	22
ASTRAVAN Mk III (F) Kasten/Kombi (T92) 1.7 TD (F70)	17 TD	09.95 - 08.96	1686	D	60 kW	1283	22
ASTRAVAN Mk III (F) Kasten/Kombi (T92) 1.7 TD (F70)	X 17 DTL	09.94 - 08.98	1699	D	50 kW	1286	40
ASTRAVAN Mk IV (G) Kasten/Kombi (T98) 1.4 16V	X 14 XE	09.00 - 05.05	1389	B	66 kW	1282	18
ASTRAVAN Mk IV (G) Kasten/Kombi (T98) 1.4 16V	Z 14 XE	09.00 - 05.05	1389	B	66 kW	1282	18
ASTRAVAN Mk IV (G) Kasten/Kombi (T98) 1.6 Dualfuel 16V	Z 16 XEP	10.04 - 12.05	1598	B/G	77 kW	1282	20
ASTRAVAN Mk IV (G) Kasten/Kombi (T98) 1.6 Dualfuel	X 16 SZR	02.98 - 12.00	1598	B/G	55 kW	1282	20
ASTRAVAN Mk IV (G) Kasten/Kombi (T98) 1.6 Dualfuel	Z 16 SE	09.00 - 10.04	1598	B/G	62 kW	1282	20
ASTRAVAN Mk IV (G) Kasten/Kombi (T98) 1.6 Dualfuel	Z 16 XE	07.00 - 08.05	1598	B/G	74 kW	1282	20
ASTRAVAN Mk IV (G) Kasten/Kombi (T98) 1.6 i	X 16 SZR	08.98 - 09.00	1598	B	55 kW	1282	20
ASTRAVAN Mk IV (G) Kasten/Kombi (T98) 1.6 i	Z 16 SE	09.00 - 08.06	1598	B	62 kW	1282	20
ASTRAVAN Mk IV (G) Kasten/Kombi (T98) 1.7 CDTi	Z 17 DTL	07.03 - 08.06	1686	D	59 kW	1283	22
ASTRAVAN Mk IV (G) Kasten/Kombi (T98) 1.7 DTi 16V	Y 17 DT	04.01 - 08.06	1686	D	55 kW	1283	22
ASTRAVAN Mk IV (G) Kasten/Kombi (T98) 1.7 TD	X 17 DTL	08.98 - 08.06	1699	D	50 kW	1286	40
ASTRAVAN Mk IV (G) Kasten/Kombi (T98) 2.0 DI	X 20 DTL	08.98 - 08.06	1995	D	60 kW	1287	44
ASTRAVAN Mk IV (G) Kasten/Kombi (T98) 2.0 DI	Y 20 DTL	08.98 - 08.06	1995	D	60 kW	1287	44
ASTRAVAN Mk IV (G) Kasten/Kombi (T98) 2.0 DTi	Y 20 DTH	04.04 - 08.06	1995	D	74 kW	1287	44
ASTRAVAN Mk V (H) Kasten/Kombi (A04) 1.3 CDTi	Z 13 DTH	08.05	1248	D	66 kW	1279	2
ASTRAVAN Mk V (H) Kasten/Kombi (A04) 1.4 i	Z 14 XEP	03.05	1364	B	66 kW	1280	9
ASTRAVAN Mk V (H) Kasten/Kombi (A04) 1.6	Z 16 XE1	03.05	1598	B	76 kW	1282	20
ASTRAVAN Mk V (H) Kasten/Kombi (A04) 1.6	Z 16 XEP	03.05	1598	B	76 kW	1282	20
ASTRAVAN Mk V (H) Kasten/Kombi (A04) 1.7 CDTi	Z 17 DTH	03.05 - 11.11	1686	D	74 kW	1283	22
ASTRAVAN Mk V (H) Kasten/Kombi (A04) 1.7 CDTi	A 17 DTJ	06.11 - 12.13	1686	D	81 kW	1282	21
ASTRAVAN Mk V (H) Kasten/Kombi (A04) 1.7 CDTi	A 17 DTR	11.11	1686	D	92 kW	1282	21
ASTRAVAN Mk V (H) Kasten/Kombi (A04) 1.7 CDTi	Z 17 DTJ	06.11 - 12.13	1686	D	81 kW	1282	21
ASTRAVAN Mk V (H) Kasten/Kombi (A04) 1.7 CDTi	Z 17 DTL	03.05 - 07.06	1686	D	59 kW	1283	22
ASTRAVAN Mk V (H) Kasten/Kombi (A04) 1.7 CDTi	Z 17 DTR	11.11	1686	D	92 kW	1283	22
ASTRAVAN Mk V (H) Kasten/Kombi (A04) 1.9 CDTi	Z 19 DTH	03.05 - 11.11	1910	D	110 kW	1285	37
ASTRAVAN Mk V (H) Kasten/Kombi (A04) 1.9 CDTi	Z 19 DT	03.05 - 11.11	1910	D	88 kW	1285	37
BRAVA Pick-up (TF0, TF1) 2.5 DTi 4x4	4JA1-T	08.01 - 12.02	2499	D	74 kW	1290	61
BRAVA Pick-up (TF0, TF1) 2.5 DTi 4x4	4JA1	08.01 - 12.02	2499	D	74 kW	1290	61
BRAVA Pick-up (TF0, TF1) 2.5 DTi	4JA1-T	08.01 - 12.02	2499	D	74 kW	1290	61
BRAVA Pick-up (TF0, TF1) 2.5 DTi	4JA1	08.01 - 12.02	2499	D	74 kW	1290	61
BRAVA Pick-up (TF0, TF1) 2.5 TD (TFR54)	4JA1-T	08.91 - 06.94	2499	D	56 kW	1290	61
BRAVA Pick-up (TF0, TF1) 2.5 TD (TFR54)	4JA1-T	07.94 - 12.02	2499	D	56 kW	1290	61
BRAVA Pick-up (TF0, TF1) 2.5 TD (TFR54)	4JA1	08.91 - 06.94	2499	D	56 kW	1290	61
BRAVA Pick-up (TF0, TF1) 2.5 TD 4x4 (TFS54)	4JA1-T	06.90 - 06.94	2499	D	56 kW	1290	61
BRAVA Pick-up (TF0, TF1) 2.5 TD 4x4 (TFS54)	4JA1-T	07.94 - 12.02	2499	D	56 kW	1290	61
CALIBRA (C89) 2.0 i 16V 4x4	C 20 XE	06.90 - 02.94	1998	B	110 kW	1290	57
CALIBRA (C89) 2.0 i 16V 4x4	X 20 XEV	02.94 - 07.97	1998	B	100 kW	1290	57
CALIBRA (C89) 2.0 i 16V	C 20 XE	06.90 - 02.94	1998	B	110 kW	1290	57
CALIBRA (C89) 2.0 i 16V	X 20 XEV	06.90 - 07.97	1998	B	100 kW	1290	57
CALIBRA (C89) 2.0 i 4x4	C 20 NE	06.90 - 07.97	1998	B	85 kW	1290	57
CALIBRA (C89) 2.0 i Turbo 4x4	C 20 LET	03.92 - 07.97	1998	B	150 kW	1290	57
CALIBRA (C89) 2.0 i	C 20 NE	06.90 - 07.97	1998	B	85 kW	1290	57
CARLTON Mk II Kombi 1.8 S	18 S	11.82 - 08.86	1796	B	66 kW	1288	48








							
CARLTON Mk II Kombi 1.8	18 N	09.81 - 08.86	1796	B	55 kW	1288	48
CARLTON Mk II Stufenheck 1.8 S	18 S	12.82 - 08.86	1796	B	65 kW	1288	48
CARLTON Mk II Stufenheck 1.8	18 N	09.81 - 08.86	1796	B	55 kW	1288	48
CARLTON Mk II Stufenheck 2.0 S	C 20 NEJ	10.78 - 08.86	1998	B	74 kW	1290	57
CARLTON Mk III Kombi (V87) 1.8 S	18 SV	09.86 - 03.94	1796	B	66 kW	1288	49
CARLTON Mk III Kombi (V87) 1.8 i	18 SEH	09.86 - 03.94	1796	B	85 kW	1288	49
CARLTON Mk III Kombi (V87) 1.8	E 18 NVR	09.87 - 03.94	1796	B	65 kW	1288	49
CARLTON Mk III Kombi (V87) 2.0 i	20 SE	09.86 - 03.94	1998	B	90 kW	1290	57
CARLTON Mk III Kombi (V87) 2.0	C 20 NE	09.86 - 03.94	1998	B	85 kW	1290	57
CARLTON Mk III Stufenheck (V87) 1.8 S	18 SV	09.86 - 03.94	1796	B	66 kW	1288	49
CARLTON Mk III Stufenheck (V87) 1.8 i	18 SEH	09.86 - 03.94	1796	B	85 kW	1288	49
CARLTON Mk III Stufenheck (V87) 1.8	E 18 NVR	09.87 - 03.94	1796	B	65 kW	1288	49
CARLTON Mk III Stufenheck (V87) 2.0 i	20 SE	09.86 - 03.94	1998	B	90 kW	1290	57
CARLTON Mk III Stufenheck (V87) 2.0	C 20 NEF	09.90 - 03.94	1998	B	74 kW	1290	57
CARLTON Mk III Stufenheck (V87) 2.0	C 20 NE	09.86 - 03.94	1998	B	85 kW	1290	57
CASCADA Cabriolet (W13) 1.4	A 14 NET	02.13	1364	B	103 kW	1280	6
CASCADA Cabriolet (W13) 1.4	B 14 NET	02.13	1364	B	103 kW	1280	6
CASCADA Cabriolet (W13) 1.6	A 16 SHT	11.13	1598	B	147 kW	1283	23
CASCADA Cabriolet (W13) 1.6	A 16 XHT	02.13	1598	B	125 kW	1283	23
CASCADA Cabriolet (W13) 2.0 CDTI	A 20 DTH	02.13	1956	D	121 kW	1286	42
CASCADA Cabriolet (W13) 2.0 CDTI	A 20 DTR	02.13	1956	D	143 kW	1286	42
CASCADA Cabriolet (W13) 2.0 CDTI	B 20 DTH	07.15	1956	D	125 kW	1286	42
CAVALIER Mk II CC (J82) 1.3 S	13 S	09.81 - 08.88	1297	B	55 kW	1281	14
CAVALIER Mk II CC (J82) 1.6 S	16 SH	09.81 - 08.88	1598	B	66 kW	1286	43
CAVALIER Mk II CC (J82) 1.8 i	18 E	09.81 - 08.88	1796	B	85 kW	1288	48
CAVALIER Mk II CC (J82) 1.8 i	18 SE	09.81 - 08.88	1796	B	82 kW	1288	48
CAVALIER Mk II CC (J82) 1600D	16 DA	03.82 - 08.88	1598	D	40 kW	1284	31
CAVALIER Mk II CC (J82) 1600D	16 D	03.82 - 08.88	1598	D	40 kW	1284	31
CAVALIER Mk II CC (J82) 2.0 4x4	20 SEH	09.87 - 08.88	1998	B	95 kW	1290	57
CAVALIER Mk II CC (J82) 2.0 SRi 130	20 SEH	03.87 - 08.88	1998	B	95 kW	1290	57
CAVALIER Mk II CC (J82) 2.0 i Cat	C 20 NE	09.86 - 08.88	1998	B	85 kW	1290	57
CAVALIER Mk II CC (J82) 2000i	20 SE	09.86 - 08.88	1998	B	90 kW	1290	57
CAVALIER Mk II Cabriolet (J82) 1800i	18 E	08.84 - 10.88	1796	B	85 kW	1288	48
CAVALIER Mk II Cabriolet (J82) 1800i	18 SE	03.85 - 10.88	1796	B	82 kW	1288	48
CAVALIER Mk II Kombi (J82) 1.3 S	13 S	09.81 - 08.88	1297	B	55 kW	1281	14
CAVALIER Mk II Kombi (J82) 1.6 D	16 DA	03.82 - 08.88	1598	D	40 kW	1284	31
CAVALIER Mk II Kombi (J82) 1.6	16 SH	10.83 - 08.88	1598	B	66 kW	1286	43
CAVALIER Mk II Kombi (J82) 1.8 i	18 E	09.81 - 08.86	1796	B	82 kW	1288	48
CAVALIER Mk II Kombi (J82) 1.8 i	18 SE	09.81 - 08.86	1796	B	82 kW	1288	48
CAVALIER Mk II Stufenheck (J82) 1.3 S	13 S	09.81 - 08.88	1297	B	55 kW	1281	14
CAVALIER Mk II Stufenheck (J82) 1.6 D	16 D	03.82 - 08.88	1598	D	40 kW	1284	31
CAVALIER Mk II Stufenheck (J82) 1.6 N	16 N	09.81 - 08.88	1598	B	55 kW	1284	31
CAVALIER Mk II Stufenheck (J82) 1.6 S	16 SH	09.81 - 08.88	1598	B	66 kW	1286	43
CAVALIER Mk II Stufenheck (J82) 1.6 i Cat	C 16 LZ	08.86 - 08.88	1598	B	55 kW	1282	20
CAVALIER Mk II Stufenheck (J82) 1.6 i Cat	C 16 NZ	08.86 - 08.88	1598	B	55 kW	1282	20
CAVALIER Mk II Stufenheck (J82) 1.6 i	E 16 NZ	08.86 - 08.88	1598	B	55 kW	1282	20
CAVALIER Mk II Stufenheck (J82) 1.8 i Cat	C 18 NE	01.85 - 08.86	1796	B	74 kW	1288	48
CAVALIER Mk II Stufenheck (J82) 1.8 i	18 E	09.81 - 08.88	1796	B	85 kW	1288	48
CAVALIER Mk II Stufenheck (J82) 1.8 i	18 SE	09.81 - 08.88	1796	B	82 kW	1288	48
CAVALIER Mk II Stufenheck (J82) 2.0 4x4	20 SEH	09.87 - 08.88	1998	B	95 kW	1290	57
CAVALIER Mk II Stufenheck (J82) 2.0 SRi 130	20 SEH	03.87 - 08.88	1998	B	95 kW	1290	57
CAVALIER Mk II Stufenheck (J82) 2.0 i Cat	C 20 NE	09.86 - 08.88	1998	B	85 kW	1290	57
CAVALIER Mk II Stufenheck (J82) 2.0 i	20 NE	09.86 - 08.88	1998	B	85 kW	1290	57
CAVALIER Mk II Stufenheck (J82) 2000i	20 SE	09.86 - 08.88	1998	B	90 kW	1290	57
CAVALIER Mk III CC (J89) 1.4 S	14 NV	09.88 - 11.95	1389	B	55 kW	1282	18
CAVALIER Mk III CC (J89) 1.6 i	C 16 NZ	09.88 - 11.95	1598	B	55 kW	1282	20
CAVALIER Mk III CC (J89) 1.6 i	E 16 NZ	09.88 - 11.95	1598	B	55 kW	1282	20
CAVALIER Mk III CC (J89) 1.6 i	X 16 SZ	09.93 - 11.95	1598	B	52 kW	1282	20
CAVALIER Mk III CC (J89) 1.6	16 SV	09.88 - 05.93	1598	B	60 kW	1282	20
CAVALIER Mk III CC (J89) 1.7 D	17 DR	07.92 - 11.95	1699	D	44 kW	1286	39
CAVALIER Mk III CC (J89) 1.7 D	17 D	09.88 - 09.92	1699	D	42 kW	1285	38
CAVALIER Mk III CC (J89) 1.7 TD	17 DT (TC4EE1)	09.88 - 11.95	1686	D	60 kW	1283	22

			ccm		kw		1 POS
CAVALIER Mk III CC (J89) 1.7 TD	17 TD	09.88 - 11.95	1686	D	60 kW	1283	22
CAVALIER Mk III CC (J89) 1.8 i Cat	18 SV	03.90 - 11.95	1796	B	66 kW	1288	49
CAVALIER Mk III CC (J89) 1.8 i Cat	C 18 NZ	03.90 - 11.95	1796	B	66 kW	1288	49
CAVALIER Mk III CC (J89) 1.8	18 SV	09.88 - 10.90	1796	B	66 kW	1288	49
CAVALIER Mk III CC (J89) 1.8	C 18 NZ	09.88 - 10.90	1796	B	66 kW	1288	49
CAVALIER Mk III CC (J89) 2.0 SRi	20 SEH	09.88 - 09.92	1998	B	95 kW	1290	57
CAVALIER Mk III CC (J89) 2.0 i 16V 4x4	C 20 XE	01.92 - 11.93	1998	B	110 kW	1290	57
CAVALIER Mk III CC (J89) 2.0 i 16V	C 20 XE	09.88 - 11.95	1998	B	110 kW	1290	57
CAVALIER Mk III CC (J89) 2.0 i 16V	X 20 XEV	09.92 - 08.95	1998	B	100 kW	1290	57
CAVALIER Mk III CC (J89) 2.0 i 4x4 (89)	20 NE	09.91 - 10.92	1998	B	85 kW	1290	57
CAVALIER Mk III CC (J89) 2.0 i 4x4 (89)	C 20 NE	09.91 - 10.92	1998	B	85 kW	1290	57
CAVALIER Mk III CC (J89) 2.0 i Cat	20 NE	09.90 - 11.95	1998	B	85 kW	1290	57
CAVALIER Mk III CC (J89) 2.0 i Cat	C 20 NE	09.90 - 11.95	1998	B	85 kW	1290	57
CAVALIER Mk III CC (J89) 2.0 i	20 NE	09.88 - 10.92	1998	B	85 kW	1290	57
CAVALIER Mk III Stufenheck (J89) 1.4 S	14 NV	09.88 - 11.95	1389	B	55 kW	1282	18
CAVALIER Mk III Stufenheck (J89) 1.6 i	C 16 NZ	09.88 - 11.95	1598	B	55 kW	1282	20
CAVALIER Mk III Stufenheck (J89) 1.6 i	E 16 NZ	09.88 - 11.95	1598	B	55 kW	1282	20
CAVALIER Mk III Stufenheck (J89) 1.6 i	X 16 SZ	09.93 - 11.95	1598	B	52 kW	1282	20
CAVALIER Mk III Stufenheck (J89) 1.6	16 SV	09.88 - 05.93	1598	B	60 kW	1282	20
CAVALIER Mk III Stufenheck (J89) 1.7 D	17 DR	07.92 - 11.95	1699	D	44 kW	1286	39
CAVALIER Mk III Stufenheck (J89) 1.7 D	17 D	09.88 - 09.92	1699	D	42 kW	1285	38
CAVALIER Mk III Stufenheck (J89) 1.7 TD	17 DT (TC4EE1)	09.88 - 11.95	1686	D	60 kW	1283	22
CAVALIER Mk III Stufenheck (J89) 1.7 TD	17 TD	09.88 - 11.95	1686	D	60 kW	1283	22
CAVALIER Mk III Stufenheck (J89) 1.8 i Cat	18 SV	03.90 - 11.95	1796	B	66 kW	1288	49
CAVALIER Mk III Stufenheck (J89) 1.8 i Cat	C 18 NZ	03.90 - 11.95	1796	B	66 kW	1288	49
CAVALIER Mk III Stufenheck (J89) 1.8	18 SV	09.88 - 08.95	1796	B	66 kW	1288	49
CAVALIER Mk III Stufenheck (J89) 1.8	C 18 NZ	09.88 - 08.95	1796	B	66 kW	1288	49
CAVALIER Mk III Stufenheck (J89) 1.8	E 18 NVR	09.89 - 08.92	1796	B	65 kW	1288	49
CAVALIER Mk III Stufenheck (J89) 2.0 GSi 4x4	20 XE	09.89 - 08.92	1998	B	115 kW	1290	57
CAVALIER Mk III Stufenheck (J89) 2.0 GSi	20 XE	09.89 - 08.92	1998	B	115 kW	1290	57
CAVALIER Mk III Stufenheck (J89) 2.0 SRi 16V	X 20 XEV	09.92 - 08.95	1998	B	100 kW	1290	57
CAVALIER Mk III Stufenheck (J89) 2.0 SRi	20 SEH	09.88 - 08.92	1998	B	95 kW	1290	57
CAVALIER Mk III Stufenheck (J89) 2.0 i 16V 4x4	C 20 XE	09.88 - 11.95	1998	B	110 kW	1290	57
CAVALIER Mk III Stufenheck (J89) 2.0 i 16V	C 20 XE	09.88 - 11.95	1998	B	110 kW	1290	57
CAVALIER Mk III Stufenheck (J89) 2.0 i 4x4	20 NE	01.91 - 10.92	1998	B	85 kW	1290	57
CAVALIER Mk III Stufenheck (J89) 2.0 i 4x4	20 SEH	09.88 - 08.92	1998	B	95 kW	1290	57
CAVALIER Mk III Stufenheck (J89) 2.0 i 4x4	C 20 NE	01.91 - 10.92	1998	B	85 kW	1290	57
CAVALIER Mk III Stufenheck (J89) 2.0 i Cat	20 NE	09.88 - 11.95	1998	B	85 kW	1290	57
CAVALIER Mk III Stufenheck (J89) 2.0 i Cat	C 20 NE	09.88 - 11.95	1998	B	85 kW	1290	57
CAVALIER Mk III Stufenheck (J89) 2.0 i Turbo 4x4	C 20 LET	09.92 - 06.94	1998	B	150 kW	1290	57
CAVALIER Mk III Stufenheck (J89) 2.0 i	20 NE	09.88 - 10.90	1998	B	85 kW	1290	57
CAVALIER Mk III Stufenheck (J89) 2.0 i	C 20 NE	09.88 - 10.90	1998	B	85 kW	1290	57
CAVALIER 1.6 N	16 N (CIH)	08.75 - 08.81	1584	B	44 kW	1288	52
CAVALIER 1300	13 N	08.77 - 08.81	1297	B	44 kW	1281	14
CHEVETTE CC 1300	13 N	03.75 - 12.85	1297	B	39 kW	1281	14
CHEVETTE CC 1300	13 S	03.75 - 12.85	1297	B	42 kW	1281	14
CHEVETTE Kombi 1.2	13 N	09.76 - 12.85	1297	B	39 kW	1281	14
CHEVETTE Kombi 1300	13 S	09.76 - 12.85	1297	B	42 kW	1281	14
CHEVETTE Stufenheck 1300	13 N	03.75 - 12.85	1297	B	39 kW	1281	14
CHEVETTE Stufenheck 1300	13 S	09.74 - 12.85	1297	B	42 kW	1281	14
COMBO Mk I (B) (S93) 1.4 16V	X 14 XE	08.99 - 10.01	1389	B	66 kW	1282	18
COMBO Mk I (B) (S93) 1.4	C 14 NZ	07.94 - 10.01	1389	B	44 kW	1282	18
COMBO Mk I (B) (S93) 1.4	X 14 SZ	07.94 - 10.01	1389	B	44 kW	1282	18
COMBO Mk I (B) (S93) 1.7 D	17 D (4EE1)	07.94 - 10.01	1686	D	44 kW	1283	22
COMBO Mk I (B) (S93) 1.7 D	X 17 D (4EE1)	07.94 - 10.01	1686	D	44 kW	1283	22
COMBO Mk II (C) Kasten/Großraumlimousine (F25) 1.3 CDTI 16V	Y 13 DT	09.04 - 02.12	1248	D	51 kW	1279	2
COMBO Mk II (C) Kasten/Großraumlimousine (F25) 1.3 CDTI 16V	Z 13 DTJ	10.05 - 11.11	1248	D	55 kW	1279	2
COMBO Mk II (C) Kasten/Großraumlimousine (F25) 1.3 CDTI 16V	Z 13 DT	09.04 - 02.12	1248	D	51 kW	1279	2
COMBO Mk II (C) Kasten/Großraumlimousine (F25) 1.4 16V	Z 14 XE	10.01 - 05.07	1389	B	66 kW	1282	18
COMBO Mk II (C) Kasten/Großraumlimousine (F25) 1.4 i 16V	Z 14 XEP	01.04 - 11.11	1364	B	66 kW	1280	9
COMBO Mk II (C) Kasten/Großraumlimousine (F25) 1.6 CNG 16V	Y 16 YNG	06.06 - 02.12	1598	B/G	69 kW	1283	23
COMBO Mk II (C) Kasten/Großraumlimousine (F25) 1.6 CNG 16V	Z 16 YNG	06.06 - 02.12	1598	B/G	69 kW	1282	20








COMBO Mk II (C) Kasten/Großraumlimousine (F25) 1.6 CNG 16V	Z 16 YNG	04.05 - 02.12	1598	B/G	71 kW	1282	20
COMBO Mk II (C) Kasten/Großraumlimousine (F25) 1.6	Z 16 SE	10.01 - 11.11	1598	B	64 kW	1282	20
COMBO Mk II (C) Kasten/Großraumlimousine (F25) 1.6	Z 16 SE	09.01 - 10.04	1598	B	62 kW	1282	20
COMBO Mk II (C) Kasten/Großraumlimousine (F25) 1.7 CDTi 16V	Z 17 DTH	12.04 - 11.11	1686	D	74 kW	1283	22
COMBO Mk II (C) Kasten/Großraumlimousine (F25) 1.7 DI 16V	Y 17 DTL	09.01 - 11.11	1686	D	48 kW	1283	22
COMBO Mk II (C) Kasten/Großraumlimousine (F25) 1.7 DTi 16V	Y 17 DT	10.01 - 11.11	1686	D	55 kW	1283	22
COMBO Mk III (D) Kasten/Großraumlimousine (X12) 1.3 CDTi	A 13 FD	11.11	1248	D	66 kW	1279	2
COMBO Mk III (D) Kasten/Großraumlimousine (X12) 1.3 CDTi	A 13 FD	03.16	1248	D	70 kW	1279	2
COMBO Mk IV (E) Kasten/Großraumlimousine (K9) 1.2	D 12 XHL (EB2ADT)	02.19	1199	B	81 kW	1281	15
COMBO Mk IV (E) Kasten/Großraumlimousine (K9) 1.5 D 4x4	D 15 DTH (DV5RC)	08.18	1499	D	96 kW	1281	13
COMBO Mk IV (E) Kasten/Großraumlimousine (K9) 1.5 D	D 15 DT (DV5RD)	08.18	1499	D	75 kW	1281	13
COMBO Mk IV (E) Kasten/Großraumlimousine (K9) 1.5 D	D 15 DTH (DV5RC)	08.18	1499	D	96 kW	1281	13
COMBO Mk IV (E) Kasten/Großraumlimousine (K9) 1.5 D	D 15 DTL (DV5RE)	08.18	1499	D	56 kW	1281	13
COMBO Mk IV (E) Kasten/Großraumlimousine (K9) 1.6 D	B 16 DT (DV6FD)	06.18	1560	D	73 kW	1281	12
COMBO Mk IV (E) Life (K9) 1.2	D 12 XHL (EB2ADT)	06.18	1199	B	81 kW	1281	15
COMBO Mk IV (E) Life (K9) 1.2	F 12 XHT (EB2ADTS)	07.19	1199	B	96 kW	1281	15
COMBO Mk IV (E) Life (K9) 1.5	D 15 DT (DV5RD)	06.18	1499	D	75 kW	1281	13
COMBO Mk IV (E) Life (K9) 1.5	D 15 DTH (DV5RC)	06.18	1499	D	96 kW	1281	13
COMBO TOUR Mk II (C) (F25) 1.3 CDTi 16V	Y 13 DT	09.04 - 09.06	1248	D	51 kW	1279	2
COMBO TOUR Mk II (C) (F25) 1.3 CDTi 16V	Z 13 DTJ	07.06 - 02.12	1248	D	55 kW	1279	2
COMBO TOUR Mk II (C) (F25) 1.3 CDTi 16V	Z 13 DT	09.04 - 09.06	1248	D	51 kW	1279	2
COMBO TOUR Mk II (C) (F25) 1.4	Z 14 XEP	10.04 - 09.10	1364	B	66 kW	1280	9
COMBO TOUR Mk II (C) (F25) 1.6 CNG	Z 16 YNG	06.06 - 09.10	1598	B/G	69 kW	1282	20
COMBO TOUR Mk II (C) (F25) 1.6 CNG	Z 16 YNG	04.05 - 02.12	1598	B/G	71 kW	1282	20
COMBO TOUR Mk II (C) (F25) 1.6	Z 16 SE	10.01 - 06.04	1598	B	64 kW	1282	20
COMBO TOUR Mk II (C) (F25) 1.7 CDTi 16V	Z 17 DTH	12.04 - 09.10	1686	D	74 kW	1283	22
COMBO TOUR Mk II (C) (F25) 1.7 DI 16V	Y 17 DTL	09.01 - 06.04	1686	D	48 kW	1283	22
COMBO TOUR Mk II (C) (F25) 1.7 DTi 16V	Y 17 DT	10.01 - 02.12	1686	D	55 kW	1283	22
CORSA Mk I (B) (S93) 1.2 i 16V	X 12 XE	03.98 - 09.00	1199	B	48 kW	1280	7
CORSA Mk I (B) (S93) 1.2 i	C 12 NZ	03.93 - 09.00	1195	B	33 kW	1279	5
CORSA Mk I (B) (S93) 1.2 i	X 12 SZ	03.93 - 09.00	1195	B	33 kW	1279	5
CORSA Mk I (B) (S93) 1.4 i 16V	X 14 XE	09.94 - 09.00	1389	B	66 kW	1282	18
CORSA Mk I (B) (S93) 1.4 i S	C 14 SE	03.93 - 09.00	1389	B	60 kW	1282	18
CORSA Mk I (B) (S93) 1.4 i	C 14 NZ	03.93 - 09.00	1389	B	44 kW	1282	18
CORSA Mk I (B) (S93) 1.4 i	X 14 SZ	03.93 - 09.00	1389	B	44 kW	1282	18
CORSA Mk I (B) (S93) 1.5 D	15 D	12.92 - 12.96	1488	D	37 kW	1281	17
CORSA Mk I (B) (S93) 1.5 TD	15 DT (T4EC1)	03.93 - 10.96	1488	D	49 kW	1281	17
CORSA Mk I (B) (S93) 1.5 TD	X 15 DT (T4EC1)	03.93 - 10.96	1488	D	49 kW	1281	17
CORSA Mk I (B) (S93) 1.6 GSi 16V	C 16 XE	03.93 - 09.00	1598	B	80 kW	1282	20
CORSA Mk I (B) (S93) 1.6 i 16V	C 16 XE	09.94 - 09.00	1598	B	78 kW	1282	20
CORSA Mk I (B) (S93) 1.6 i 16V	X 16 XE	09.94 - 09.00	1598	B	78 kW	1282	20
CORSA Mk I (B) (S93) 1.7 D	17 D (4EE1)	02.96 - 09.00	1686	D	44 kW	1283	22
CORSA Mk I (B) (S93) 1.7 D	X 17 D (4EE1)	02.96 - 09.00	1686	D	44 kW	1283	22
CORSA Mk II (C) (X01) 1.2 16V (F08, F68)	Z 12 XE	09.00 - 10.06	1199	B	55 kW	1280	7
CORSA Mk II (C) (X01) 1.2 16V Dualfuel (F08)	Z 12 XE	08.01 - 10.06	1199	B/G	55 kW	1280	7
CORSA Mk II (C) (X01) 1.2 Twinport (F08, F68)	Z 12 XEP	07.04 - 10.06	1229	B	59 kW	1280	9
CORSA Mk II (C) (X01) 1.3 CDTi 16V (F08, F68)	Y 13 DT	10.03 - 04.07	1248	D	51 kW	1279	2
CORSA Mk II (C) (X01) 1.3 CDTi 16V (F08, F68)	Z 13 DT	10.03 - 04.07	1248	D	51 kW	1279	2
CORSA Mk II (C) (X01) 1.4 16V (F08, F68)	Z 14 XE	09.00 - 10.06	1389	B	66 kW	1282	18
CORSA Mk II (C) (X01) 1.4 Twinport (F08, F68)	Z 14 XEP	06.03 - 10.06	1364	B	66 kW	1280	9
CORSA Mk II (C) (X01) 1.7 CDTi 16V (F08, F68)	Z 17 DTH	08.00 - 09.06	1686	D	74 kW	1283	22
CORSA Mk II (C) (X01) 1.7 DI 16V (F08, F68)	Y 17 DTL	08.00 - 09.06	1686	D	48 kW	1283	22
CORSA Mk II (C) (X01) 1.7 DTi 16V (F08, F68)	Y 17 DT	08.00 - 09.06	1686	D	55 kW	1283	22
CORSA Mk II (C) (X01) 1.8 16V (F08, F68)	Z 18 XE	08.00 - 09.06	1796	B	92 kW	1285	35
CORSA Mk III (D) (S07) 1.0 (L08)	A 10 XEP	08.06 - 08.14	998	B	44 kW	1280	8
CORSA Mk III (D) (S07) 1.0 i 12V (L08)	A 10 XEP	01.10 - 08.14	998	B	48 kW	1280	8
CORSA Mk III (D) (S07) 1.2 (L08)	A 12 XEL	06.10 - 08.14	1229	B	51 kW	1280	10
CORSA Mk III (D) (S07) 1.2 (L08)	Z 12 XEP	08.06 - 08.14	1229	B	59 kW	1280	9
CORSA Mk III (D) (S07) 1.2 LPG (L08)	A 12 XER	08.11 - 08.14	1229	B/G	63 kW	1280	10
CORSA Mk III (D) (S07) 1.2 LPG (L08)	Z 12 XEP	09.09 - 08.14	1229	B/G	59 kW	1280	9
CORSA Mk III (D) (S07) 1.2 i 16V (L08)	A 12 XER	12.09 - 08.14	1229	B	63 kW	1280	10
CORSA Mk III (D) (S07) 1.3 CDTi (L08)	A 13 DTC	08.06 - 08.14	1248	D	55 kW	1279	2

			ccm		kw		1 POS
CORSA Mk III (D) (S07) 1.3 CDTi (L08)	A 13 DTE	07.10 - 08.14	1248	D	70 kW	1279	2
CORSA Mk III (D) (S07) 1.3 CDTi (L08)	A 13 DTR	07.10 - 08.14	1248	D	70 kW	1279	2
CORSA Mk III (D) (S07) 1.3 CDTi (L08)	Z 13 DTE	07.10 - 08.14	1248	D	70 kW	1279	2
CORSA Mk III (D) (S07) 1.3 CDTi (L08)	Z 13 DTH	08.06 - 08.14	1248	D	66 kW	1279	2
CORSA Mk III (D) (S07) 1.3 CDTi (L08)	Z 13 DTJ	08.06 - 08.14	1248	D	55 kW	1279	2
CORSA Mk III (D) (S07) 1.4 (L08)	A 14 NEL	08.12 - 08.14	1364	B	88 kW	1280	6
CORSA Mk III (D) (S07) 1.4 (L08)	A 14 XER	01.10 - 08.14	1398	B	74 kW	1280	10
CORSA Mk III (D) (S07) 1.4 (L08)	Z 14 XEP	08.06 - 08.14	1364	B	66 kW	1280	9
CORSA Mk III (D) (S07) 1.4 LPG (L08)	Z 14 XEP	07.06 - 08.14	1364	B/G	66 kW	1280	9
CORSA Mk III (D) (S07) 1.6 SRi (L08)	A 16 LEL	05.07 - 08.14	1598	B	110 kW	1283	23
CORSA Mk III (D) (S07) 1.6 SRi (L08)	Z 16 LEL	05.07 - 08.14	1598	B	110 kW	1283	23
CORSA Mk III (D) (S07) 1.6 VXR (L08)	A 16 LER	11.06 - 08.14	1598	B	141 kW	1283	23
CORSA Mk III (D) (S07) 1.6 VXR (L08)	A 16 LES	06.11 - 08.14	1598	B	150 kW	1283	23
CORSA Mk III (D) (S07) 1.6 VXR (L08)	A 16 LES	06.11 - 03.12	1598	B	155 kW	1283	23
CORSA Mk III (D) (S07) 1.6 VXR (L08)	A 16 LES	06.11 - 08.14	1598	B	154 kW	1283	23
CORSA Mk III (D) (S07) 1.6 VXR (L08)	B 16 LER	11.06 - 08.14	1598	B	141 kW	1283	23
CORSA Mk III (D) (S07) 1.6 VXR (L08)	Z 16 LER	06.11 - 08.14	1598	B	150 kW	1283	23
CORSA Mk III (D) (S07) 1.6 VXR (L08)	Z 16 LER	11.06 - 08.14	1598	B	141 kW	1283	23
CORSA Mk III (D) (S07) 1.7 CDTi (L08)	A 17 DTS	03.07 - 08.14	1686	D	96 kW	1283	22
CORSA Mk III (D) (S07) 1.7 CDTi (L08)	Z 17 DTR	11.06 - 08.14	1686	D	92 kW	1283	22
CORSA Mk IV (E) (X15) 1.2	B 12 XEL	08.14	1229	B	51 kW	1280	10
CORSA Mk IV (E) (X15) 1.2	B 12 XER	08.14	1229	B	51 kW	1280	10
CORSA Mk IV (E) (X15) 1.3 CDTi	B 13 DTC	08.14	1248	D	55 kW	1279	2
CORSA Mk IV (E) (X15) 1.3 CDTi	B 13 DTE	08.14	1248	D	55 kW	1279	2
CORSA Mk IV (E) (X15) 1.3 CDTi	B 13 DTE	08.14	1248	D	70 kW	1279	2
CORSA Mk IV (E) (X15) 1.3 CDTi	B 13 DTN	08.14	1248	D	55 kW	1279	2
CORSA Mk IV (E) (X15) 1.3 CDTi	B 13 DTR	08.14	1248	D	70 kW	1279	2
CORSA Mk IV (E) (X15) 1.4	B 14 NEL	08.14	1364	B	74 kW	1280	6
CORSA Mk IV (E) (X15) 1.4	B 14 NET	07.15	1364	B	110 kW	1280	6
CORSA Mk IV (E) (X15) 1.4	B 14 XEL	08.14	1398	B	66 kW	1280	10
CORSA Mk IV (E) (X15) 1.4	B 14 XER	08.14	1398	B	66 kW	1280	10
CORSA Mk IV (E) (X15) 1.4	B 14 XER	09.14	1398	B	55 kW	1280	10
CORSA Mk IV (E) (X15) 1.6 VXR	B 16 LER	04.15	1598	B	151 kW	1283	23
CORSA Mk IV (E) (X15) 1.6 VXR	B 16 LES	04.15	1598	B	151 kW	1282	20
CORSA Mk V (F) 1.2	F 12 XEL (EB2FAD)	07.19	1199	B	55 kW	1281	15
CORSA Mk V (F) 1.2	F 12 XEL (EB2FD)	07.19	1199	B	55 kW	1281	15
CORSA Mk V (F) 1.2	F 12 XHL (EB2ADT)	07.19	1199	B	74 kW	1281	15
CORSA Mk V (F) 1.2	F 12 XHL (EB2ADTD)	07.19	1199	B	74 kW	1281	15
CORSA Mk V (F) 1.2	F 12 XHT (EB2ADTS)	11.20	1199	B	96 kW	1281	15
CORSA Mk V (F) 1.5	D 15 DT (DV5RD)	07.19	1499	D	75 kW	1281	13
CORSAVAN Mk I (B) Kasten/Schrägheck (S93) 1.4 i	C 14 NZ	01.94 - 09.00	1389	B	44 kW	1282	18
CORSAVAN Mk I (B) Kasten/Schrägheck (S93) 1.4 i	X 14 SZ	01.94 - 09.00	1389	B	44 kW	1282	18
CORSAVAN Mk I (B) Kasten/Schrägheck (S93) 1.5 D	15 D	08.94 - 12.95	1488	D	37 kW	1281	17
CORSAVAN Mk I (B) Kasten/Schrägheck (S93) 1.7 D	17 D (4EE1)	01.94 - 09.00	1686	D	44 kW	1283	22
CORSAVAN Mk I (B) Kasten/Schrägheck (S93) 1.7 D	X 17 D (4EE1)	01.94 - 09.00	1686	D	44 kW	1283	22
CORSAVAN Mk II (C) Kasten/Schrägheck (X01) 1.2 16V (F08)	Z 12 XEP	07.04 - 11.06	1229	B	59 kW	1280	9
CORSAVAN Mk II (C) Kasten/Schrägheck (X01) 1.2 16V (F08)	Z 12 XE	09.00 - 06.06	1199	B	55 kW	1280	7
CORSAVAN Mk II (C) Kasten/Schrägheck (X01) 1.2 16V Dualfuel (F08)	Z 12 XEP	07.04 - 12.05	1229	B/G	59 kW	1280	9
CORSAVAN Mk II (C) Kasten/Schrägheck (X01) 1.2 16V Dualfuel (F08)	Z 12 XE	08.01 - 06.06	1199	B/G	55 kW	1280	7
CORSAVAN Mk II (C) Kasten/Schrägheck (X01) 1.3 CDTi 16V (F08)	Z 13 DT	04.04 - 06.06	1248	D	52 kW	1279	2
CORSAVAN Mk II (C) Kasten/Schrägheck (X01) 1.4 (F08)	Z 14 XEP	11.03 - 06.06	1364	B	66 kW	1280	9
CORSAVAN Mk II (C) Kasten/Schrägheck (X01) 1.7 DI 16V (F08)	Y 17 DTL	09.00 - 06.06	1686	D	48 kW	1283	22
CORSAVAN Mk II (C) Kasten/Schrägheck (X01) 1.7 DTi 16V (F08)	Y 17 DT	09.00 - 06.06	1686	D	55 kW	1283	22
CORSAVAN Mk III (D) Kasten/Schrägheck (S07) 1.2	A 12 XEL	01.10	1229	B	51 kW	1280	10
CORSAVAN Mk III (D) Kasten/Schrägheck (S07) 1.2	Z 12 XEP	07.09	1229	B	59 kW	1280	9
CORSAVAN Mk III (D) Kasten/Schrägheck (S07) 1.3 CDTi	A 13 DTC	07.06	1248	D	55 kW	1279	2
CORSAVAN Mk III (D) Kasten/Schrägheck (S07) 1.3 CDTi	A 13 DTE	07.06	1248	D	70 kW	1279	2
CORSAVAN Mk III (D) Kasten/Schrägheck (S07) 1.3 CDTi	A 13 DTR	07.06	1248	D	70 kW	1279	2
CORSAVAN Mk III (D) Kasten/Schrägheck (S07) 1.3 CDTi	B 13 DTR	07.06	1248	D	70 kW	1279	2
CORSAVAN Mk III (D) Kasten/Schrägheck (S07) 1.3 CDTi	Z 13 DTE	07.06	1248	D	70 kW	1279	2
CORSAVAN Mk III (D) Kasten/Schrägheck (S07) 1.3 CDTi	Z 13 DTH	07.06	1248	D	66 kW	1279	2
CORSAVAN Mk III (D) Kasten/Schrägheck (S07) 1.3 CDTi	Z 13 DTJ	07.06	1248	D	55 kW	1279	2








CORSAVAN Mk IV (E) Kasten/Schrägheck (X15) 1.2	B 12 XEL	10.14	1229	B	51 kW	1280	10
CORSAVAN Mk IV (E) Kasten/Schrägheck (X15) 1.3 CDTi	B 13 DTC	10.14	1248	D	55 kW	1279	2
CORSAVAN Mk IV (E) Kasten/Schrägheck (X15) 1.3 CDTi	B 13 DTE	10.14	1248	D	55 kW	1279	2
CORSAVAN Mk IV (E) Kasten/Schrägheck (X15) 1.3 CDTi	B 13 DTE	10.14	1248	D	70 kW	1279	2
CORSAVAN Mk IV (E) Kasten/Schrägheck (X15) 1.3 CDTi	B 13 DTN	10.14	1248	D	55 kW	1279	2
CORSAVAN Mk IV (E) Kasten/Schrägheck (X15) 1.3 CDTi	B 13 DTR	10.14	1248	D	70 kW	1279	2
CROSSLAND X / CROSSLAND (P17) 1.2 (75)	B 12 XE (EB2F)	03.17	1199	B	61 kW	1280	11
CROSSLAND X / CROSSLAND (P17) 1.2 (75)	B 12 XHL (EB2DT)	03.17	1199	B	81 kW	1280	11
CROSSLAND X / CROSSLAND (P17) 1.2 (75)	B 12 XHT (EB2DTS)	03.17	1199	B	81 kW	1280	11
CROSSLAND X / CROSSLAND (P17) 1.2 (75)	B 12 XHT (EB2DTS)	03.17	1199	B	96 kW	1280	11
CROSSLAND X / CROSSLAND (P17) 1.2 (75)	D 12 XE (EB2FA)	03.17	1199	B	61 kW	1281	15
CROSSLAND X / CROSSLAND (P17) 1.2 (75)	D 12 XHL (EB2ADT)	03.17	1199	B	81 kW	1281	15
CROSSLAND X / CROSSLAND (P17) 1.2 (75)	D 12 XHT (EB2ADTS)	03.17	1199	B	96 kW	1281	15
CROSSLAND X / CROSSLAND (P17) 1.2 (75)	F 12 XE (EB2FA)	03.17	1199	B	61 kW	1281	15
CROSSLAND X / CROSSLAND (P17) 1.2 (75)	F 12 XHL (EB2ADT)	03.17	1199	B	81 kW	1281	15
CROSSLAND X / CROSSLAND (P17) 1.2 (75)	F 12 XHT (EB2ADTS)	03.17	1199	B	96 kW	1281	15
CROSSLAND X / CROSSLAND (P17) 1.5 Turbo D (75)	D 15 DT (DV5RD)	06.18	1499	D	75 kW	1281	13
CROSSLAND X / CROSSLAND (P17) 1.5 Turbo D (75)	D 15 DTH (DV5RC)	08.18	1499	D	88 kW	1281	13
CROSSLAND X / CROSSLAND (P17) 1.6 Turbo D (75)	B 16 DT (DV6FD)	03.17	1560	D	73 kW	1281	12
CROSSLAND X / CROSSLAND (P17) 1.6 Turbo D (75)	B 16 DTH (DV6FC)	03.17	1560	D	88 kW	1281	12
FRONTERA Mk I (A) (U92) 2.0	C 20 NE	04.95 - 08.98	1998	B	85 kW	1290	57
FRONTERA Mk I (A) (U92) 2.0	X 20 SE	04.95 - 08.98	1998	B	85 kW	1290	57
FRONTERA Mk I (A) (U92) 2.2 i	X 22 XE	03.95 - 10.98	2198	B	100 kW	1289	56
FRONTERA Mk I (A) Sport (U92) 2.0 i	C 20 NE	03.92 - 10.98	1998	B	85 kW	1290	57
FRONTERA Mk I (A) Sport (U92) 2.0 i	X 20 SE	03.92 - 10.98	1998	B	85 kW	1290	57
FRONTERA Mk II (B) (U99) 2.2 DTi	X 22 DTH	10.98 - 09.04	2171	D	85 kW	1287	44
FRONTERA Mk II (B) (U99) 2.2 DTi	Y 22 DTH	10.98 - 09.04	2171	D	85 kW	1287	44
FRONTERA Mk II (B) (U99) 2.2 DTi	Y 22 DTH	09.00 - 10.04	2171	D	88 kW	1287	44
FRONTERA Mk II (B) (U99) 2.2 i	X 22 SE	10.98 - 10.04	2198	B	100 kW	1290	57
FRONTERA Mk II (B) (U99) 2.2 i	Y 22 SE	10.98 - 10.04	2198	B	100 kW	1290	57
GRANDLAND X / GRANDLAND (A18) 1.2 Turbo (75)	B 12 XHT (EB2DTS)	06.17	1199	B	96 kW	1280	11
GRANDLAND X / GRANDLAND (A18) 1.2 Turbo (75)	D 12 XHT (EB2ADTS)	06.17	1199	B	96 kW	1281	15
GRANDLAND X / GRANDLAND (A18) 1.2 Turbo (75)	F 12 XHT (EB2ADTS)	06.17	1199	B	96 kW	1281	15
GRANDLAND X / GRANDLAND (A18) 1.5 Turbo D (75)	D 15 DTH (DV5RC)	04.18	1499	D	96 kW	1281	13
GRANDLAND X / GRANDLAND (A18) 1.6 Turbo D (75)	B 16 DTH (DV6FC)	06.17	1560	D	88 kW	1281	12
GRANDLAND X / GRANDLAND (A18) 2.0 D (75)	D 20 DTH (DW10FC)	10.17	1997	D	130 kW	1289	53
INSIGNIA Mk I (A) Country Tourer (G09) 1.6 Turbo (47)	A 16 XHT	07.13 - 05.17	1598	B	125 kW	1283	23
INSIGNIA Mk I (A) Country Tourer (G09) 2.0 Biturbo CDTI 4x4 (47)	A 20 DTR	09.13 - 05.17	1956	D	143 kW	1286	42
INSIGNIA Mk I (A) Country Tourer (G09) 2.0 CDTI (47)	A 20 DTH	07.13 - 05.17	1956	D	120 kW	1286	42
INSIGNIA Mk I (A) Country Tourer (G09) 2.0 CDTI (47)	A 20 DTH	07.13 - 05.17	1956	D	120 kW	1286	42
INSIGNIA Mk I (A) Country Tourer (G09) 2.0 CDTI (47)	B 20 DTH	11.14 - 05.17	1956	D	125 kW	1286	42
INSIGNIA Mk I (A) Country Tourer (G09) 2.0 CDTI 4x4 (47)	B 20 DTH	11.14 - 05.17	1956	D	125 kW	1286	42
INSIGNIA Mk I (A) Schrägheck (G09) 1.4 (68)	A 14 NET	04.11 - 05.17	1364	B	103 kW	1280	6
INSIGNIA Mk I (A) Schrägheck (G09) 1.4 (68)	B 14 NET	04.11 - 05.17	1364	B	103 kW	1280	6
INSIGNIA Mk I (A) Schrägheck (G09) 1.4 LPG (68)	A 14 NET	07.12 - 05.17	1364	B/G	103 kW	1280	6
INSIGNIA Mk I (A) Schrägheck (G09) 1.6 CDTI (68)	B 16 DTH	07.15 - 05.17	1598	D	100 kW	1283	25
INSIGNIA Mk I (A) Schrägheck (G09) 1.6 Turbo (68)	A 16 LET	01.09 - 05.17	1598	B	132 kW	1283	23
INSIGNIA Mk I (A) Schrägheck (G09) 1.6 Turbo (68)	A 16 XHT	07.13 - 05.17	1598	B	125 kW	1283	23
INSIGNIA Mk I (A) Schrägheck (G09) 1.6	A 16 XER	07.08 - 07.12	1598	B	85 kW	1282	20
INSIGNIA Mk I (A) Schrägheck (G09) 1.8 (68)	A 18 XER	07.08 - 05.17	1796	B	103 kW	1285	35
INSIGNIA Mk I (A) Schrägheck (G09) 1.8 (68)	B 18 XER	07.08 - 05.17	1796	B	103 kW	1285	35
INSIGNIA Mk I (A) Schrägheck (G09) 2.0 Biturbo CDTI (68)	A 20 DTR	03.12 - 05.17	1956	D	143 kW	1286	42
INSIGNIA Mk I (A) Schrägheck (G09) 2.0 Biturbo CDTI 4x4 (68)	A 20 DTR	03.12 - 05.17	1956	D	143 kW	1286	42
INSIGNIA Mk I (A) Schrägheck (G09) 2.0 CDTI (68)	A 20 DTC	07.08 - 05.17	1956	D	81 kW	1286	42
INSIGNIA Mk I (A) Schrägheck (G09) 2.0 CDTI (68)	A 20 DTE	07.13 - 05.17	1956	D	103 kW	1286	42
INSIGNIA Mk I (A) Schrägheck (G09) 2.0 CDTI (68)	A 20 DTE	03.12 - 03.16	1956	D	88 kW	1286	42
INSIGNIA Mk I (A) Schrägheck (G09) 2.0 CDTI (68)	A 20 DTH	07.13 - 05.17	1956	D	120 kW	1286	42
INSIGNIA Mk I (A) Schrägheck (G09) 2.0 CDTI (68)	A 20 DTH	07.08 - 05.17	1956	D	118 kW	1286	42
INSIGNIA Mk I (A) Schrägheck (G09) 2.0 CDTI (68)	A 20 DTJ	07.08 - 12.14	1956	D	96 kW	1286	42
INSIGNIA Mk I (A) Schrägheck (G09) 2.0 CDTI (68)	A 20 DTL	07.08 - 05.17	1956	D	81 kW	1286	42
INSIGNIA Mk I (A) Schrägheck (G09) 2.0 CDTI (68)	A 20 DTR	10.08 - 05.17	1956	D	140 kW	1286	42
INSIGNIA Mk I (A) Schrägheck (G09) 2.0 CDTI (68)	A 20 DT	07.08 - 12.14	1956	D	96 kW	1286	42








			ccm		kw		1 POS
INSIGNIA Mk I (A) Schrägheck (G09) 2.0 CDTI (68)	B 20 DTH	11.14 - 05.17	1956	D	125 kW	1286	42
INSIGNIA Mk I (A) Schrägheck (G09) 2.0 CDTI 4x4 (68)	A 20 DTH	07.08 - 05.17	1956	D	118 kW	1286	42
INSIGNIA Mk I (A) Schrägheck (G09) 2.0 CDTI 4x4 (68)	A 20 DTR	05.09 - 05.17	1956	D	140 kW	1286	42
INSIGNIA Mk I (A) Schrägheck (G09) 2.0 CDTI 4x4 (68)	B 20 DTH	11.14 - 05.17	1956	D	125 kW	1286	42
INSIGNIA Mk I (A) Sports Tourer (G09) 1.4 (35)	A 14 NET	04.11 - 05.17	1364	B	103 kW	1280	6
INSIGNIA Mk I (A) Sports Tourer (G09) 1.4 (35)	B 14 NET	04.11 - 05.17	1364	B	103 kW	1280	6
INSIGNIA Mk I (A) Sports Tourer (G09) 1.4 LPG (35)	A 14 NET	07.12 - 05.17	1364	B/G	103 kW	1280	6
INSIGNIA Mk I (A) Sports Tourer (G09) 1.6 CDTI (35)	B 16 DTH	07.15 - 05.17	1598	D	100 kW	1283	25
INSIGNIA Mk I (A) Sports Tourer (G09) 1.6 Turbo (35)	A 16 LET	01.09 - 05.17	1598	B	132 kW	1283	23
INSIGNIA Mk I (A) Sports Tourer (G09) 1.6 Turbo (35)	A 16 XHT	07.13 - 05.17	1598	B	125 kW	1283	23
INSIGNIA Mk I (A) Sports Tourer (G09) 1.6	A 16 XER	07.08 - 07.12	1598	B	85 kW	1282	20
INSIGNIA Mk I (A) Sports Tourer (G09) 1.8 (35)	A 18 XER	07.08 - 05.17	1796	B	103 kW	1285	35
INSIGNIA Mk I (A) Sports Tourer (G09) 1.8 (35)	B 18 XER	07.08 - 05.17	1796	B	103 kW	1285	35
INSIGNIA Mk I (A) Sports Tourer (G09) 2.0 Biturbo CDTI (35)	A 20 DTR	03.12 - 05.17	1956	D	143 kW	1286	42
INSIGNIA Mk I (A) Sports Tourer (G09) 2.0 Biturbo CDTI 4x4 (35)	A 20 DTR	03.12 - 05.17	1956	D	143 kW	1286	42
INSIGNIA Mk I (A) Sports Tourer (G09) 2.0 CDTI (35)	A 20 DTC	07.08 - 05.17	1956	D	81 kW	1286	42
INSIGNIA Mk I (A) Sports Tourer (G09) 2.0 CDTI (35)	A 20 DTE	07.13 - 05.17	1956	D	103 kW	1286	42
INSIGNIA Mk I (A) Sports Tourer (G09) 2.0 CDTI (35)	A 20 DTE	03.12 - 03.16	1956	D	88 kW	1286	42
INSIGNIA Mk I (A) Sports Tourer (G09) 2.0 CDTI (35)	A 20 DTH	07.13 - 05.17	1956	D	120 kW	1286	42
INSIGNIA Mk I (A) Sports Tourer (G09) 2.0 CDTI (35)	A 20 DTH	07.08 - 05.17	1956	D	118 kW	1286	42
INSIGNIA Mk I (A) Sports Tourer (G09) 2.0 CDTI (35)	A 20 DTJ	07.08 - 12.14	1956	D	96 kW	1286	42
INSIGNIA Mk I (A) Sports Tourer (G09) 2.0 CDTI (35)	A 20 DTL	07.08 - 05.17	1956	D	81 kW	1286	42
INSIGNIA Mk I (A) Sports Tourer (G09) 2.0 CDTI (35)	A 20 DTR	11.08 - 05.17	1956	D	140 kW	1286	42
INSIGNIA Mk I (A) Sports Tourer (G09) 2.0 CDTI (35)	A 20 DT	07.08 - 12.14	1956	D	96 kW	1286	42
INSIGNIA Mk I (A) Sports Tourer (G09) 2.0 CDTI (35)	B 20 DTH	11.14 - 05.17	1956	D	125 kW	1286	42
INSIGNIA Mk I (A) Sports Tourer (G09) 2.0 CDTI 4x4 (35)	A 20 DTH	07.08 - 05.17	1956	D	118 kW	1286	42
INSIGNIA Mk I (A) Sports Tourer (G09) 2.0 CDTI 4x4 (35)	A 20 DTR	05.09 - 05.17	1956	D	140 kW	1286	42
INSIGNIA Mk I (A) Sports Tourer (G09) 2.0 CDTI 4x4 (35)	B 20 DTH	11.14 - 05.17	1956	D	125 kW	1286	42
INSIGNIA Mk I (A) Stufenheck (G09) 1.4 (69)	A 14 NET	04.11 - 05.17	1364	B	103 kW	1280	6
INSIGNIA Mk I (A) Stufenheck (G09) 1.4 (69)	B 14 NET	04.11 - 05.17	1364	B	103 kW	1280	6
INSIGNIA Mk I (A) Stufenheck (G09) 1.4 LPG (69)	A 14 NET	07.12 - 05.17	1364	B/G	103 kW	1280	6
INSIGNIA Mk I (A) Stufenheck (G09) 1.6 CDTI (69)	B 16 DTH	07.15 - 05.17	1598	D	100 kW	1283	25
INSIGNIA Mk I (A) Stufenheck (G09) 1.6 SIDI	A 16 XHT	03.13 - 05.17	1598	B	125 kW	1283	23
INSIGNIA Mk I (A) Stufenheck (G09) 1.6 Turbo (69)	A 16 LET	01.09 - 05.17	1598	B	132 kW	1283	23
INSIGNIA Mk I (A) Stufenheck (G09) 1.6	A 16 XER	07.08 - 07.12	1598	B	85 kW	1282	20
INSIGNIA Mk I (A) Stufenheck (G09) 1.8 (69)	A 18 XER	07.08 - 05.17	1796	B	103 kW	1285	35
INSIGNIA Mk I (A) Stufenheck (G09) 1.8 (69)	B 18 XER	07.08 - 05.17	1796	B	103 kW	1285	35
INSIGNIA Mk I (A) Stufenheck (G09) 2.0 Biturbo CDTI (69)	A 20 DTR	03.12 - 05.17	1956	D	143 kW	1286	42
INSIGNIA Mk I (A) Stufenheck (G09) 2.0 Biturbo CDTI 4x4 (69)	A 20 DTR	03.12 - 05.17	1956	D	143 kW	1286	42
INSIGNIA Mk I (A) Stufenheck (G09) 2.0 CDTI (69)	A 20 DTE	07.13 - 05.17	1956	D	103 kW	1286	42
INSIGNIA Mk I (A) Stufenheck (G09) 2.0 CDTI (69)	A 20 DTH	07.13 - 05.17	1956	D	120 kW	1286	42
INSIGNIA Mk I (A) Stufenheck (G09) 2.0 CDTI (69)	A 20 DTH	07.08 - 05.17	1956	D	118 kW	1286	42
INSIGNIA Mk I (A) Stufenheck (G09) 2.0 CDTI (69)	A 20 DTJ	07.08 - 12.14	1956	D	96 kW	1286	42
INSIGNIA Mk I (A) Stufenheck (G09) 2.0 CDTI (69)	A 20 DTR	11.08 - 05.17	1956	D	140 kW	1286	42
INSIGNIA Mk I (A) Stufenheck (G09) 2.0 CDTI (69)	A 20 DT	07.08 - 12.14	1956	D	96 kW	1286	42
INSIGNIA Mk I (A) Stufenheck (G09) 2.0 CDTI (69)	B 20 DTH	11.14 - 05.17	1956	D	125 kW	1286	42
INSIGNIA Mk I (A) Stufenheck (G09) 2.0 CDTI 4x4 (69)	A 20 DTH	07.08 - 05.17	1956	D	118 kW	1286	42
INSIGNIA Mk I (A) Stufenheck (G09) 2.0 CDTI 4x4 (69)	A 20 DTR	05.09 - 05.17	1956	D	140 kW	1286	42
INSIGNIA Mk I (A) Stufenheck (G09) 2.0 CDTI 4x4 (69)	B 20 DTH	11.14 - 05.17	1956	D	125 kW	1286	42
INSIGNIA Mk II (B) Country Tourer (Z18) 2.0 D (47)	B 20 DTH	03.17	1956	D	125 kW	1286	42
INSIGNIA Mk II (B) Country Tourer (Z18) 2.0 D 4x4 (47)	B 20 DTH	09.17	1956	D	125 kW	1286	42
INSIGNIA Mk II (B) Country Tourer (Z18) 2.0 GSi 4x4 (47)	D 20 DTR	07.17	1956	D	154 kW	1286	42
INSIGNIA Mk II (B) Schrägheck (Z18) 1.6 D (68)	B 16 DTH	03.17	1598	D	100 kW	1283	25
INSIGNIA Mk II (B) Schrägheck (Z18) 2.0 D (68)	B 20 DTH	03.17	1956	D	125 kW	1286	42
INSIGNIA Mk II (B) Schrägheck (Z18) 2.0 GSi 4x4 (68)	D 20 DTR	07.17	1956	D	154 kW	1286	42
INSIGNIA Mk II (B) Sports Tourer (Z18) 1.6 D (35)	B 16 DTH	03.17	1598	D	100 kW	1283	25
INSIGNIA Mk II (B) Sports Tourer (Z18) 2.0 D (35)	B 20 DTH	03.17	1956	D	125 kW	1286	42
INSIGNIA Mk II (B) Sports Tourer (Z18) 2.0 GSi 4x4 (35)	D 20 DTR	07.17	1956	D	154 kW	1286	42
MERIVA A (X03) 1.3 CDTI	Y 13 DT	04.05 - 06.10	1248	D	51 kW	1279	2
MERIVA A (X03) 1.3 CDTI	Z 13 DTJ	01.03 - 10.09	1248	D	55 kW	1279	2
MERIVA A (X03) 1.3 CDTI	Z 13 DT	04.05 - 06.10	1248	D	51 kW	1279	2
MERIVA A (X03) 1.4 16V Twinport	Z 14 XEP	01.03 - 06.10	1364	B	66 kW	1280	9








MERIVA A (X03) 1.6 Turbo	Z 16 LET	05.06 - 06.10	1598	B	132 kW	1283	23
MERIVA A (X03) 1.6 i 16V Twinport	Z 16 XEP	05.03 - 06.10	1598	B	77 kW	1282	20
MERIVA A (X03) 1.6 i 16V	Z 16 XE	01.03 - 09.05	1598	B	74 kW	1282	20
MERIVA A (X03) 1.6 i	Z 16 SE	01.03 - 06.10	1598	B	64 kW	1282	20
MERIVA A (X03) 1.7 CDTi	Z 17 DTH	09.03 - 08.05	1686	D	74 kW	1283	22
MERIVA A (X03) 1.7 CDTi	Z 17 DT	09.03 - 08.05	1686	D	74 kW	1283	22
MERIVA A (X03) 1.7 DTi	Y 17 DT	06.03 - 06.10	1686	D	55 kW	1283	22
MERIVA A (X03) 1.8 i 16V	Z 18 XE	05.03 - 06.10	1796	B	92 kW	1285	35
MERIVA Mk II (B) (S10) 1.3 CDTi	A 13 DTC	06.10	1248	D	55 kW	1279	2
MERIVA Mk II (B) (S10) 1.3 CDTi	A 13 DTE	06.10	1248	D	70 kW	1279	2
MERIVA Mk II (B) (S10) 1.4 LPG	A 14 NEL	06.11	1364	B/G	88 kW	1280	6
MERIVA Mk II (B) (S10) 1.4 LPG	B 14 NEL	06.11	1364	B/G	88 kW	1280	6
MERIVA Mk II (B) (S10) 1.4	A 14 NEL	06.10	1364	B	88 kW	1280	6
MERIVA Mk II (B) (S10) 1.4	A 14 NET	06.10	1364	B	103 kW	1280	6
MERIVA Mk II (B) (S10) 1.4	A 14 XER	06.10	1398	B	74 kW	1280	10
MERIVA Mk II (B) (S10) 1.4	B 14 NEL	06.10	1364	B	88 kW	1280	6
MERIVA Mk II (B) (S10) 1.4	B 14 NET	06.10	1364	B	103 kW	1280	6
MERIVA Mk II (B) (S10) 1.4	B 14 XER	06.10	1398	B	74 kW	1280	10
MERIVA Mk II (B) (S10) 1.6 CDTi	B 16 DTH	08.13	1598	D	100 kW	1283	25
MERIVA Mk II (B) (S10) 1.6 CDTi	B 16 DTL	07.14	1598	D	81 kW	1283	25
MERIVA Mk II (B) (S10) 1.7 CDTi	A 17 DT	06.10	1686	D	74 kW	1283	22
MERIVA Mk II (B) (S10) 1.7 CDTi	A 17 DTC	06.10	1686	D	81 kW	1283	22
MERIVA Mk II (B) (S10) 1.7 CDTi	A 17 DTi	06.10	1686	D	81 kW	1283	22
MERIVA Mk II (B) (S10) 1.7 CDTi	A 17 DTS	06.10	1686	D	96 kW	1283	22
MOKKA / MOKKA X (J13) 1.4 4x4	A 14 NET	06.12	1364	B	103 kW	1280	6
MOKKA / MOKKA X (J13) 1.4 4x4	B 14 NET	06.12	1364	B	103 kW	1280	6
MOKKA / MOKKA X (J13) 1.4	A 14 NET	04.13	1364	B	103 kW	1280	6
MOKKA / MOKKA X (J13) 1.4	B 14 NET	04.13	1364	B	103 kW	1280	6
MOKKA / MOKKA X (J13) 1.6 CDTi 4x4	B 16 DTH	01.15	1598	D	100 kW	1283	25
MOKKA / MOKKA X (J13) 1.6 CDTi	B 16 DTH	01.15	1598	D	100 kW	1283	25
MOKKA / MOKKA X (J13) 1.6	A 16 XER	06.12	1598	B	85 kW	1282	20
MOKKA / MOKKA X (J13) 1.6	B 16 XER	06.12	1598	B	85 kW	1282	20
MOKKA / MOKKA X (J13) 1.7 CDTi 4x4	A 17 DTS	06.12	1686	D	96 kW	1283	22
MOKKA / MOKKA X (J13) 1.7 CDTi	A 17 DTS	06.12	1686	D	96 kW	1283	22
MOKKA 1.2 (76)	F 12 XHL (EB2ADTD)	10.20	1199	B	74 kW	1281	15
MOKKA 1.2 (76)	F 12 XHT (EB2ADTS)	10.20	1199	B	96 kW	1281	15
MONTEREY (M92) 3.1 TD	4 JG2TC	09.91 - 07.98	3059	D	84 kW	1291	66
MOVANO Mk I (A) Chassis/Cab (X70) 2.2 DTi (UD0)	G9T 720	09.00 - 05.10	2188	D	66 kW	1290	59
MOVANO Mk I (A) Chassis/Cab (X70) 2.2 DTi (UD0)	G9T 722	09.00 - 05.10	2188	D	66 kW	1290	59
MOVANO Mk I (A) Chassis/Cab (X70) 2.2 DTi (UD0)	G9T 750	09.00 - 05.10	2188	D	66 kW	1290	59
MOVANO Mk I (A) Chassis/Cab (X70) 2.5 CDTi (ED, UD0)	G9U 632	08.06 - 05.10	2464	D	88 kW	1290	60
MOVANO Mk I (A) Chassis/Cab (X70) 2.5 CDTi (ED, UD0)	G9U 632	08.06 - 05.10	2464	D	107 kW	1290	60
MOVANO Mk I (A) Chassis/Cab (X70) 2.5 CDTi (ED, UD0)	G9U 650	08.06 - 05.10	2464	D	88 kW	1290	60
MOVANO Mk I (A) Chassis/Cab (X70) 2.5 CDTi (ED, UD0)	G9U 650	08.06 - 05.10	2464	D	107 kW	1290	60
MOVANO Mk I (A) Chassis/Cab (X70) 2.5 CDTi (UD0, ED)	G9U 650	10.06 - 12.10	2464	D	74 kW	1290	60
MOVANO Mk I (A) Chassis/Cab (X70) 2.5 CDTi (UD0, ED)	G9U 754	10.06 - 12.10	2464	D	74 kW	1290	60
MOVANO Mk I (A) Chassis/Cab (X70) 2.5 CDTi (UD0, ED)	G9U 754	11.03 - 12.06	2464	D	73 kW	1290	60
MOVANO Mk I (A) Chassis/Cab (X70) 2.5 D (UD0)	S8U 770	10.98 - 08.02	2499	D	59 kW	1290	62
MOVANO Mk I (A) Chassis/Cab (X70) 2.5 D (UD0)	S8U 772	10.98 - 08.02	2499	D	59 kW	1291	63
MOVANO Mk I (A) Chassis/Cab (X70) 2.5 DTi (ED, UD0)	G9U 720	01.01 - 12.06	2464	D	84 kW	1290	60
MOVANO Mk I (A) Chassis/Cab (X70) 2.5 DTi (ED, UD0)	G9U 724	01.01 - 12.06	2464	D	84 kW	1290	60
MOVANO Mk I (A) Chassis/Cab (X70) 2.5 DTi (ED, UD0)	G9U 750	01.01 - 12.06	2464	D	84 kW	1290	60
MOVANO Mk I (A) Chassis/Cab (X70) 2.5 DTi (ED, UD0)	G9U 754	01.01 - 12.06	2464	D	84 kW	1290	60
MOVANO Mk I (A) Chassis/Cab (X70) 2.8 DTi (UD0, ED, HD)	S9W 702	10.98 - 10.01	2799	D	84 kW	1291	64
MOVANO Mk I (A) Combi (X70) 1.9 DTi (JD)	F9Q 770	09.00 - 10.01	1870	D	59 kW	1284	29
MOVANO Mk I (A) Combi (X70) 1.9 DTi (JD)	F9Q 774	10.01 - 05.10	1870	D	60 kW	1284	29
MOVANO Mk I (A) Combi (X70) 2.2 DTi (JD)	G9T 720	09.00 - 05.10	2188	D	66 kW	1290	59
MOVANO Mk I (A) Combi (X70) 2.2 DTi (JD)	G9T 722	09.00 - 05.10	2188	D	66 kW	1290	59
MOVANO Mk I (A) Combi (X70) 2.2 DTi (JD)	G9T 750	09.00 - 05.10	2188	D	66 kW	1290	59
MOVANO Mk I (A) Combi (X70) 2.5 CDTi (JD)	G9U 632	02.03 - 08.09	2464	D	88 kW	1290	60
MOVANO Mk I (A) Combi (X70) 2.5 CDTi (JD)	G9U 632	08.06 - 05.10	2464	D	107 kW	1290	60
MOVANO Mk I (A) Combi (X70) 2.5 CDTi (JD)	G9U 650	10.01 - 08.09	2464	D	74 kW	1290	60








			ccm		kw		1 POS
MOVANO Mk I (A) Combi (X70) 2.5 CDTI (JD)	G9U 650	02.03 - 08.09	2464	D	88 kW	1290	60
MOVANO Mk I (A) Combi (X70) 2.5 CDTI (JD)	G9U 754	10.01 - 08.09	2464	D	74 kW	1290	60
MOVANO Mk I (A) Combi (X70) 2.5 D (JD)	S8U 770	10.98 - 09.00	2499	D	59 kW	1290	62
MOVANO Mk I (A) Combi (X70) 2.5 DTI (JD)	G9U 720	10.01 - 08.09	2464	D	84 kW	1290	60
MOVANO Mk I (A) Combi (X70) 2.5 DTI (JD)	G9U 724	10.01 - 08.09	2464	D	84 kW	1290	60
MOVANO Mk I (A) Combi (X70) 2.5 DTI (JD)	G9U 750	10.01 - 08.09	2464	D	84 kW	1290	60
MOVANO Mk I (A) Combi (X70) 2.5 DTI (JD)	G9U 754	10.01 - 08.09	2464	D	84 kW	1290	60
MOVANO Mk I (A) Combi (X70) 2.8 DTI (JD)	S9W 702	10.98 - 10.01	2799	D	84 kW	1291	64
MOVANO Mk I (A) Van (X70) 1.9 DTI (FD)	F9Q 770	09.00 - 10.01	1870	D	59 kW	1284	29
MOVANO Mk I (A) Van (X70) 1.9 DTI (FD)	F9Q 774	10.01 - 05.10	1870	D	60 kW	1284	29
MOVANO Mk I (A) Van (X70) 2.2 DTI (FD)	G9T 720	09.00 - 05.10	2188	D	66 kW	1290	59
MOVANO Mk I (A) Van (X70) 2.2 DTI (FD)	G9T 722	09.00 - 05.10	2188	D	66 kW	1290	59
MOVANO Mk I (A) Van (X70) 2.2 DTI (FD)	G9T 750	09.00 - 05.10	2188	D	66 kW	1290	59
MOVANO Mk I (A) Van (X70) 2.5 (FD)	G9U 754	11.03 - 12.06	2464	D	73 kW	1290	60
MOVANO Mk I (A) Van (X70) 2.5 CDTI (FD)	G9U 632	08.06 - 05.10	2464	D	107 kW	1290	60
MOVANO Mk I (A) Van (X70) 2.5 CDTI (FD)	G9U 632	08.06 - 05.10	2464	D	88 kW	1290	60
MOVANO Mk I (A) Van (X70) 2.5 CDTI (FD)	G9U 650	10.06 - 12.10	2464	D	74 kW	1290	60
MOVANO Mk I (A) Van (X70) 2.5 CDTI (FD)	G9U 650	08.06 - 05.10	2464	D	88 kW	1290	60
MOVANO Mk I (A) Van (X70) 2.5 CDTI (FD)	G9U 754	10.06 - 12.10	2464	D	74 kW	1290	60
MOVANO Mk I (A) Van (X70) 2.5 D (FD)	S8U 770	10.98 - 09.00	2499	D	59 kW	1290	62
MOVANO Mk I (A) Van (X70) 2.5 DTI (FD)	G9U 720	10.01 - 05.10	2464	D	84 kW	1290	60
MOVANO Mk I (A) Van (X70) 2.5 DTI (FD)	G9U 724	10.01 - 05.10	2464	D	84 kW	1290	60
MOVANO Mk I (A) Van (X70) 2.5 DTI (FD)	G9U 750	10.01 - 05.10	2464	D	84 kW	1290	60
MOVANO Mk I (A) Van (X70) 2.5 DTI (FD)	G9U 754	10.01 - 05.10	2464	D	84 kW	1290	60
MOVANO Mk I (A) Van (X70) 2.8 TDI (FD)	S9W 702	10.98 - 10.01	2799	D	84 kW	1291	64
MOVANO Mk II (B) Chassis/Cab (X62) 2.3 CDTI FWD (UV, EV)	M9T 870	05.14	2298	D	81 kW	1288	50
MOVANO Mk II (B) Chassis/Cab (X62) 2.3 CDTI FWD (UV, HV)	M9T 670	05.10	2298	D	74 kW	1288	50
MOVANO Mk II (B) Chassis/Cab (X62) 2.3 CDTI FWD (UV, HV)	M9T 672	05.10	2298	D	74 kW	1288	51
MOVANO Mk II (B) Chassis/Cab (X62) 2.3 CDTI FWD (UV, HV)	M9T 676	05.10	2298	D	74 kW	1288	50
MOVANO Mk II (B) Chassis/Cab (X62) 2.3 CDTI FWD (UV, HV)	M9T 702	05.14	2298	D	100 kW	1288	51
MOVANO Mk II (B) Chassis/Cab (X62) 2.3 CDTI FWD (UV, HV)	M9T 706	11.16	2298	D	125 kW	1289	55
MOVANO Mk II (B) Chassis/Cab (X62) 2.3 CDTI FWD (UV, HV)	M9T 870	05.10	2298	D	74 kW	1288	50
MOVANO Mk II (B) Chassis/Cab (X62) 2.3 CDTI FWD (UV, HV, EV)	M9T 670	05.10	2298	D	92 kW	1288	50
MOVANO Mk II (B) Chassis/Cab (X62) 2.3 CDTI FWD (UV, HV, EV)	M9T 672	05.10	2298	D	92 kW	1288	51
MOVANO Mk II (B) Chassis/Cab (X62) 2.3 CDTI FWD (UV, HV, EV)	M9T 676	05.10	2298	D	92 kW	1288	50
MOVANO Mk II (B) Chassis/Cab (X62) 2.3 CDTI FWD (UV, HV, EV)	M9T 678	05.10	2298	D	107 kW	1288	50
MOVANO Mk II (B) Chassis/Cab (X62) 2.3 CDTI FWD (UV, HV, EV)	M9T 680	05.10	2298	D	92 kW	1288	50
MOVANO Mk II (B) Chassis/Cab (X62) 2.3 CDTI FWD (UV, HV, EV)	M9T 680	05.10	2298	D	107 kW	1288	50
MOVANO Mk II (B) Chassis/Cab (X62) 2.3 CDTI FWD (UV, HV, EV)	M9T 696	05.10	2298	D	92 kW	1288	51
MOVANO Mk II (B) Chassis/Cab (X62) 2.3 CDTI FWD (UV, HV, EV)	M9T 704	10.16	2298	D	96 kW	1288	51
MOVANO Mk II (B) Chassis/Cab (X62) 2.3 CDTI FWD (UV, HV, EV)	M9T 706	05.10	2298	D	107 kW	1289	55
MOVANO Mk II (B) Chassis/Cab (X62) 2.3 CDTI FWD (UV, HV, EV)	M9T 876	05.10	2298	D	92 kW	1288	50
MOVANO Mk II (B) Chassis/Cab (X62) 2.3 CDTI RWD (HV, UV)	M9T 898	05.10	2298	D	110 kW	1288	51
MOVANO Mk II (B) Chassis/Cab (X62) 2.3 CDTI RWD (UV, HV)	M9T 670	07.10	2298	D	74 kW	1288	50
MOVANO Mk II (B) Chassis/Cab (X62) 2.3 CDTI RWD (UV, HV)	M9T 690	07.10	2298	D	74 kW	1288	50
MOVANO Mk II (B) Chassis/Cab (X62) 2.3 CDTI RWD (UV, HV)	M9T 692	07.10	2298	D	74 kW	1288	50
MOVANO Mk II (B) Chassis/Cab (X62) 2.3 CDTI RWD (UV, HV)	M9T 700	05.14	2298	D	120 kW	1288	51
MOVANO Mk II (B) Chassis/Cab (X62) 2.3 CDTI RWD (UV, HV)	M9T 700	05.14	2298	D	100 kW	1288	51
MOVANO Mk II (B) Chassis/Cab (X62) 2.3 CDTI RWD (UV, HV)	M9T 710	10.16	2298	D	96 kW	1288	51
MOVANO Mk II (B) Chassis/Cab (X62) 2.3 CDTI RWD (UV, HV)	M9T 870	07.10	2298	D	74 kW	1288	50
MOVANO Mk II (B) Chassis/Cab (X62) 2.3 CDTI RWD (UV, HV, EV)	M9T 686	07.10	2298	D	92 kW	1288	51
MOVANO Mk II (B) Chassis/Cab (X62) 2.3 CDTI RWD (UV, HV, EV)	M9T 690	07.10	2298	D	92 kW	1288	50
MOVANO Mk II (B) Chassis/Cab (X62) 2.3 CDTI RWD (UV, HV, EV)	M9T 692	07.10	2298	D	92 kW	1288	50
MOVANO Mk II (B) Chassis/Cab (X62) 2.3 CDTI RWD (UV, HV, EV)	M9T 694	07.10	2298	D	107 kW	1288	50
MOVANO Mk II (B) Chassis/Cab (X62) 2.3 CDTI RWD (UV, HV, EV)	M9T 696	07.10	2298	D	92 kW	1288	51
MOVANO Mk II (B) Chassis/Cab (X62) 2.3 CDTI RWD (UV, HV, EV)	M9T 696	07.10	2298	D	107 kW	1288	51
MOVANO Mk II (B) Chassis/Cab (X62) 2.3 CDTI RWD (UV, HV, EV)	M9T 698	07.10	2298	D	92 kW	1288	51
MOVANO Mk II (B) Chassis/Cab (X62) 2.3 CDTI RWD (UV, HV, EV)	M9T 698	07.10	2298	D	107 kW	1288	51
MOVANO Mk II (B) Chassis/Cab (X62) 2.3 CDTI RWD (UV, HV, EV)	M9T 876	07.10	2298	D	92 kW	1288	50
MOVANO Mk II (B) Chassis/Cab (X62) 2.3 CDTI RWD (UV, HV, EV)	M9T 898	07.10	2298	D	92 kW	1288	51
MOVANO Mk II (B) Combi (X62) 2.3 CDTI FWD (JV)	M9T 670	05.10	2298	D	74 kW	1288	50
MOVANO Mk II (B) Combi (X62) 2.3 CDTI FWD (JV)	M9T 670	05.10	2298	D	92 kW	1288	50








							
MOVANO Mk II (B) Combi (X62) 2.3 CDTI FWD (JV)	M9T 672	05.10	2298	D	74 kW	1288	51
MOVANO Mk II (B) Combi (X62) 2.3 CDTI FWD (JV)	M9T 672	05.10	2298	D	92 kW	1288	51
MOVANO Mk II (B) Combi (X62) 2.3 CDTI FWD (JV)	M9T 676	05.10	2298	D	74 kW	1288	50
MOVANO Mk II (B) Combi (X62) 2.3 CDTI FWD (JV)	M9T 676	05.10	2298	D	92 kW	1288	50
MOVANO Mk II (B) Combi (X62) 2.3 CDTI FWD (JV)	M9T 678	05.10	2298	D	107 kW	1288	50
MOVANO Mk II (B) Combi (X62) 2.3 CDTI FWD (JV)	M9T 680	05.10	2298	D	92 kW	1288	50
MOVANO Mk II (B) Combi (X62) 2.3 CDTI FWD (JV)	M9T 680	05.10	2298	D	107 kW	1288	50
MOVANO Mk II (B) Combi (X62) 2.3 CDTI FWD (JV)	M9T 702	05.14	2298	D	100 kW	1288	51
MOVANO Mk II (B) Combi (X62) 2.3 CDTI FWD (JV)	M9T 702	05.14	2298	D	120 kW	1288	51
MOVANO Mk II (B) Combi (X62) 2.3 CDTI FWD (JV)	M9T 706	05.10	2298	D	107 kW	1289	55
MOVANO Mk II (B) Combi (X62) 2.3 CDTI FWD (JV)	M9T 706	07.15	2298	D	125 kW	1289	55
MOVANO Mk II (B) Combi (X62) 2.3 CDTI FWD (JV)	M9T 870	05.14	2298	D	81 kW	1288	50
MOVANO Mk II (B) Combi (X62) 2.3 CDTI FWD (JV)	M9T 876	05.10	2298	D	92 kW	1288	50
MOVANO Mk II (B) VAN (X62) 2.3 CDTI FWD (FV)	M9T 670	05.10	2298	D	74 kW	1288	50
MOVANO Mk II (B) VAN (X62) 2.3 CDTI FWD (FV)	M9T 670	05.10	2298	D	92 kW	1288	50
MOVANO Mk II (B) VAN (X62) 2.3 CDTI FWD (FV)	M9T 672	05.10	2298	D	74 kW	1288	51
MOVANO Mk II (B) VAN (X62) 2.3 CDTI FWD (FV)	M9T 672	05.10	2298	D	92 kW	1288	51
MOVANO Mk II (B) VAN (X62) 2.3 CDTI FWD (FV)	M9T 676	05.10	2298	D	74 kW	1288	50
MOVANO Mk II (B) VAN (X62) 2.3 CDTI FWD (FV)	M9T 676	05.10	2298	D	92 kW	1288	50
MOVANO Mk II (B) VAN (X62) 2.3 CDTI FWD (FV)	M9T 678	05.10	2298	D	107 kW	1288	50
MOVANO Mk II (B) VAN (X62) 2.3 CDTI FWD (FV)	M9T 680	05.10	2298	D	92 kW	1288	50
MOVANO Mk II (B) VAN (X62) 2.3 CDTI FWD (FV)	M9T 680	05.10	2298	D	107 kW	1288	50
MOVANO Mk II (B) VAN (X62) 2.3 CDTI FWD (FV)	M9T 702	05.14	2298	D	100 kW	1288	51
MOVANO Mk II (B) VAN (X62) 2.3 CDTI FWD (FV)	M9T 702	05.14	2298	D	120 kW	1288	51
MOVANO Mk II (B) VAN (X62) 2.3 CDTI FWD (FV)	M9T 704	10.16	2298	D	96 kW	1288	51
MOVANO Mk II (B) VAN (X62) 2.3 CDTI FWD (FV)	M9T 706	05.10	2298	D	107 kW	1289	55
MOVANO Mk II (B) VAN (X62) 2.3 CDTI FWD (FV)	M9T 706	11.16	2298	D	125 kW	1289	55
MOVANO Mk II (B) VAN (X62) 2.3 CDTI FWD (FV)	M9T 870	05.10	2298	D	74 kW	1288	50
MOVANO Mk II (B) VAN (X62) 2.3 CDTI FWD (FV)	M9T 870	02.12	2298	D	81 kW	1288	50
MOVANO Mk II (B) VAN (X62) 2.3 CDTI FWD (FV)	M9T 876	05.10	2298	D	92 kW	1288	50
MOVANO Mk II (B) VAN (X62) 2.3 CDTI RWD (FV)	M9T 686	05.10	2298	D	92 kW	1288	51
MOVANO Mk II (B) VAN (X62) 2.3 CDTI RWD (FV)	M9T 690	05.10	2298	D	74 kW	1288	50
MOVANO Mk II (B) VAN (X62) 2.3 CDTI RWD (FV)	M9T 690	05.10	2298	D	92 kW	1288	50
MOVANO Mk II (B) VAN (X62) 2.3 CDTI RWD (FV)	M9T 692	05.10	2298	D	74 kW	1288	50
MOVANO Mk II (B) VAN (X62) 2.3 CDTI RWD (FV)	M9T 692	05.10	2298	D	92 kW	1288	50
MOVANO Mk II (B) VAN (X62) 2.3 CDTI RWD (FV)	M9T 694	05.10	2298	D	107 kW	1288	50
MOVANO Mk II (B) VAN (X62) 2.3 CDTI RWD (FV)	M9T 696	05.10	2298	D	92 kW	1288	51
MOVANO Mk II (B) VAN (X62) 2.3 CDTI RWD (FV)	M9T 696	05.10	2298	D	107 kW	1288	51
MOVANO Mk II (B) VAN (X62) 2.3 CDTI RWD (FV)	M9T 698	05.10	2298	D	92 kW	1288	51
MOVANO Mk II (B) VAN (X62) 2.3 CDTI RWD (FV)	M9T 698	05.10	2298	D	107 kW	1288	51
MOVANO Mk II (B) VAN (X62) 2.3 CDTI RWD (FV)	M9T 700	05.14	2298	D	120 kW	1288	51
MOVANO Mk II (B) VAN (X62) 2.3 CDTI RWD (FV)	M9T 700	05.14	2298	D	100 kW	1288	51
MOVANO Mk II (B) VAN (X62) 2.3 CDTI RWD (FV)	M9T 702	05.14	2298	D	100 kW	1288	51
MOVANO Mk II (B) VAN (X62) 2.3 CDTI RWD (FV)	M9T 710	10.16	2298	D	96 kW	1288	51
MOVANO Mk II (B) VAN (X62) 2.3 CDTI RWD (FV)	M9T 870	05.10	2298	D	74 kW	1288	50
MOVANO Mk II (B) VAN (X62) 2.3 CDTI RWD (FV)	M9T 876	05.10	2298	D	92 kW	1288	50
NOVA CC (S83) 1.2 N	12 NV	01.90 - 03.93	1196	B	38 kW	1282	19
NOVA CC (S83) 1.2 S	12 ST	05.83 - 02.90	1196	B	40 kW	1282	19
NOVA CC (S83) 1.2	C 12 NZ	09.89 - 03.93	1195	B	33 kW	1279	5
NOVA CC (S83) 1.3 S	13 SB	05.83 - 10.89	1297	B	51 kW	1281	14
NOVA CC (S83) 1.4 S	14 NV	01.90 - 03.93	1389	B	55 kW	1282	18
NOVA CC (S83) 1.4 i S	C 14 SE	09.91 - 03.93	1389	B	60 kW	1282	18
NOVA CC (S83) 1.4 i	C 14 NZ	01.90 - 03.93	1389	B	44 kW	1282	18
NOVA CC (S83) 1.5 D	15 D	09.87 - 03.93	1488	D	37 kW	1281	17
NOVA CC (S83) 1.5 TD	15 DT (T4EC1)	01.90 - 03.93	1488	D	49 kW	1281	17
NOVA CC (S83) 1.6 GSI Cat	C 16 SE	02.92 - 03.93	1598	B	74 kW	1282	20
NOVA CC (S83) 1.6 GSI	C 16 SEI	09.89 - 03.93	1598	B	72 kW	1282	20
NOVA CC (S83) 1.6 GSI	E 16 SE	05.88 - 03.92	1598	B	74 kW	1282	20
NOVA Stufenheck (S83) 1.2 S	12 ST	09.82 - 10.87	1196	B	40 kW	1282	19
NOVA Stufenheck (S83) 1.2	C 12 NZ	02.92 - 12.93	1195	B	33 kW	1279	5
NOVA Stufenheck (S83) 1.3 S	13 SB	09.82 - 10.87	1297	B	51 kW	1281	14
NOVA Stufenheck (S83) 1.4 S	14 NV	01.90 - 02.93	1389	B	55 kW	1282	18








			ccm		kw		1 POS
NOVA Stufenheck (S83) 1.4	C 14 NZ	10.90 - 08.92	1389	B	44 kW	1282	18
NOVA Stufenheck (S83) 1.4	C 14 SE	09.90 - 08.92	1389	B	60 kW	1282	18
NOVA Stufenheck (S83) 1.5 TD	15 DT (T4EC1)	01.90 - 02.93	1488	D	49 kW	1281	17
NOVAVAN Kasten/Schrägheck (S83) 1.2	12 NV	01.90 - 10.94	1196	B	38 kW	1282	19
NOVAVAN Kasten/Schrägheck (S83) 1.4	14 NV	11.90 - 03.93	1389	B	55 kW	1282	18
NOVAVAN Kasten/Schrägheck (S83) 1.5 D	15 D	01.91 - 10.94	1488	D	37 kW	1281	17
OMEGA (B) Kombi (V94) 2.0 16V	X 20 XEV	03.94 - 07.01	1998	B	100 kW	1290	57
OMEGA (B) Kombi (V94) 2.0 DTI 16V	X 20 DTH	01.98 - 09.00	1995	D	74 kW	1287	44
OMEGA (B) Kombi (V94) 2.0 Dualfuel	X 20 XEV	01.99 - 07.01	1998	B/G	100 kW	1290	57
OMEGA (B) Kombi (V94) 2.0	X 20 SE	03.94 - 09.99	1998	B	85 kW	1290	57
OMEGA (B) Kombi (V94) 2.2 16V	Y 22 XE	02.94 - 06.03	2198	B	106 kW	1289	56
OMEGA (B) Kombi (V94) 2.2 16V	Z 22 XE	02.94 - 06.03	2198	B	106 kW	1290	58
OMEGA (B) Kombi (V94) 2.2 DTI 16V	Y 22 DTH	08.00 - 06.03	2171	D	88 kW	1287	44
OMEGA (B) Kombi (V94) 2.5 TD	25 DT	04.94 - 07.01	2498	D	96 kW	1284	32
OMEGA (B) Kombi (V94) 2.5 TD	U 25 DT	04.94 - 07.01	2498	D	96 kW	1284	30
OMEGA (B) Kombi (V94) 2.5 TD	X 25 DT	04.94 - 07.01	2498	D	96 kW	1284	30
OMEGA (B) Kombi (V94) 2.5 TD	X 25 TD	04.94 - 07.01	2498	D	96 kW	1284	30
OMEGA (B) Stufenheck (V94) 2.0 16V	X 20 XEV	03.94 - 07.01	1998	B	100 kW	1290	57
OMEGA (B) Stufenheck (V94) 2.0 DTI 16V	X 20 DTH	01.98 - 09.00	1995	D	74 kW	1287	44
OMEGA (B) Stufenheck (V94) 2.0 Dualfuel	X 20 XEV	05.98 - 07.01	1998	B/G	100 kW	1290	57
OMEGA (B) Stufenheck (V94) 2.0	20 SE	03.94 - 09.99	1998	B	85 kW	1290	57
OMEGA (B) Stufenheck (V94) 2.0	20 SE	09.95 - 09.96	1998	B	85 kW	1290	57
OMEGA (B) Stufenheck (V94) 2.0	X 20 SE	03.94 - 09.99	1998	B	85 kW	1290	57
OMEGA (B) Stufenheck (V94) 2.0	X 20 SE	09.95 - 09.96	1998	B	85 kW	1290	57
OMEGA (B) Stufenheck (V94) 2.2 16V	Y 22 XE	01.94 - 06.03	2198	B	106 kW	1289	56
OMEGA (B) Stufenheck (V94) 2.2 16V	Z 22 XE	01.94 - 06.03	2198	B	106 kW	1290	58
OMEGA (B) Stufenheck (V94) 2.2 DTI 16V	Y 22 DTH	08.00 - 07.03	2171	D	88 kW	1287	44
OMEGA (B) Stufenheck (V94) 2.5 TD	25 DT	04.94 - 07.01	2498	D	96 kW	1284	32
OMEGA (B) Stufenheck (V94) 2.5 TD	U 25 DT	04.94 - 07.01	2498	D	96 kW	1284	30
OMEGA (B) Stufenheck (V94) 2.5 TD	X 25 DT	04.94 - 07.01	2498	D	96 kW	1284	30
OMEGA (B) Stufenheck (V94) 2.5 TD	X 25 TD	04.94 - 07.01	2498	D	96 kW	1284	30
RASCAL Bus (RAS) 1.0	F10A	07.86 - 08.93	970	B	34 kW	1279	1
RASCAL Pritsche/Fahrgestell (RAS) 1.0	F10A	07.86 - 08.93	970	B	34 kW	1279	1
SIGNUM (Z03) 1.8	Z 18 XER	08.05 - 05.08	1796	B	103 kW	1285	35
SIGNUM (Z03) 1.8	Z 18 XE	06.03 - 07.05	1796	B	90 kW	1285	35
SIGNUM (Z03) 1.9 CDTI 16V	Z 19 DTH	04.04 - 03.08	1910	D	110 kW	1285	37
SIGNUM (Z03) 1.9 CDTI	Z 19 DT	04.04 - 03.08	1910	D	88 kW	1285	37
SIGNUM (Z03) 2.0 DTI	Y 20 DTH	05.03 - 04.04	1995	D	74 kW	1287	44
SIGNUM (Z03) 2.2 DTI	Y 22 DTR	05.03 - 05.08	2172	D	92 kW	1287	44
SINTRA (APV) 2.2 DTI	X 22 DTH	07.97 - 04.99	2171	D	85 kW	1287	44
SINTRA (APV) 2.2 i 16 V	X 22 XE	11.96 - 04.99	2198	B	104 kW	1289	56
TIGRA Mk I (S93) 1.4 16V	X 14 XE	07.94 - 12.00	1389	B	66 kW	1282	18
TIGRA Mk I (S93) 1.6 16V	X 16 XE	07.94 - 12.00	1598	B	78 kW	1282	20
TIGRA TwinTop (X04) 1.3 CDTI	Z 13 DT	06.04 - 08.09	1248	D	51 kW	1279	2
TIGRA TwinTop (X04) 1.4	Z 14 XEP	06.04 - 08.09	1364	B	66 kW	1280	9
TIGRA TwinTop (X04) 1.8	Z 18 XE	06.04 - 08.09	1796	B	92 kW	1285	35
VECTRA (B) CC (J96) 1.6 i (F68)	X 16 SZR	08.95 - 10.01	1598	B	55 kW	1282	20
VECTRA (B) CC (J96) 1.6 i 16V (F68)	X 16 XEL	08.95 - 10.01	1598	B	74 kW	1282	20
VECTRA (B) CC (J96) 1.6 i 16V (F68)	Y 16 XE	08.95 - 10.01	1598	B	74 kW	1282	20
VECTRA (B) CC (J96) 1.6 i 16V (F68)	Z 16 XE	08.95 - 10.01	1598	B	74 kW	1282	20
VECTRA (B) CC (J96) 1.7 TD (F68)	X 17 DT (TC4EE1)	10.95 - 11.96	1686	D	60 kW	1283	24
VECTRA (B) CC (J96) 1.8 Dualfuel (F68)	Z 18 XE	09.00 - 07.03	1796	B/G	92 kW	1285	35
VECTRA (B) CC (J96) 1.8 i 16V (F68)	X 18 XE1	10.95 - 09.00	1796	B	85 kW	1285	35
VECTRA (B) CC (J96) 1.8 i 16V (F68)	X 18 XE	10.95 - 09.00	1799	B	85 kW	1285	36
VECTRA (B) CC (J96) 1.8 i 16V (F68)	X 18 XE	09.95 - 09.00	1799	B	85 kW	1285	36
VECTRA (B) CC (J96) 1.8 i 16V (F68)	Z 18 XE	09.00 - 07.03	1796	B	92 kW	1285	35
VECTRA (B) CC (J96) 2.0 DTi 16V (F68)	X 20 DTH	06.97 - 10.01	1995	D	74 kW	1287	44
VECTRA (B) CC (J96) 2.0 DTi 16V (F68)	Y 20 DTH	06.97 - 10.01	1995	D	74 kW	1287	44
VECTRA (B) CC (J96) 2.0 Di 16V (F68)	X 20 DTL	08.95 - 10.01	1995	D	60 kW	1287	44
VECTRA (B) CC (J96) 2.0 Dualfuel (F68)	X 20 XEV	08.98 - 01.01	1998	B/G	100 kW	1290	57
VECTRA (B) CC (J96) 2.0 i 16V (F68)	X 20 XEV	10.95 - 01.01	1998	B	100 kW	1290	57
VECTRA (B) CC (J96) 2.2 DTI 16V (F68)	Y 22 DTR	08.95 - 10.01	2172	D	92 kW	1287	44











							
VECTRA (B) Kombi (J96) 1.8 Dualfuel (F35)	Z 18 XE	09.00 - 03.02	1796	B/G	92 kW	1285	35
VECTRA (B) Kombi (J96) 1.8 i 16V (F35)	X 18 XE1	11.96 - 09.00	1796	B	85 kW	1285	35
VECTRA (B) Kombi (J96) 1.8 i 16V (F35)	X 18 XE	11.96 - 09.00	1799	B	85 kW	1285	36
VECTRA (B) Kombi (J96) 1.8 i 16V (F35)	X 18 XE	09.96 - 09.00	1799	B	85 kW	1285	36
VECTRA (B) Kombi (J96) 1.8 i 16V (F35)	Z 18 XE	09.00 - 03.02	1796	B	92 kW	1285	35
VECTRA (B) Kombi (J96) 2.0 DI 16V (F35)	X 20 DTL	08.95 - 10.01	1995	D	60 kW	1287	44
VECTRA (B) Kombi (J96) 2.0 DTI 16V (F35)	X 20 DTH	08.95 - 10.01	1995	D	74 kW	1287	44
VECTRA (B) Kombi (J96) 2.0 DTI 16V (F35)	Y 20 DTH	08.95 - 10.01	1995	D	74 kW	1287	44
VECTRA (B) Kombi (J96) 2.0 Dualfuel (F35)	X 20 XEV	10.98 - 01.01	1998	B/G	100 kW	1290	57
VECTRA (B) Kombi (J96) 2.0 i 16V (F35)	X 20 XEV	10.95 - 01.01	1998	B	100 kW	1290	57
VECTRA (B) Kombi (J96) 2.2 DTI 16V (F35)	Y 22 DTR	08.95 - 10.01	2172	D	92 kW	1287	44
VECTRA (B) Stufenheck (J96) 1.6 i (F19)	X 16 SZR	08.95 - 10.01	1598	B	55 kW	1282	20
VECTRA (B) Stufenheck (J96) 1.6 i 16V (F19)	X 16 XEL	08.95 - 10.01	1598	B	74 kW	1282	20
VECTRA (B) Stufenheck (J96) 1.6 i 16V (F19)	Y 16 XE	08.95 - 10.01	1598	B	74 kW	1282	20
VECTRA (B) Stufenheck (J96) 1.6 i 16V (F19)	Z 16 XE	08.95 - 10.01	1598	B	74 kW	1282	20
VECTRA (B) Stufenheck (J96) 1.7 TD (F19)	X 17 DT (TC4EE1)	10.95 - 11.96	1686	D	60 kW	1283	24
VECTRA (B) Stufenheck (J96) 1.8 Dualfuel (F19)	Z 18 XE	09.00 - 03.02	1796	B/G	92 kW	1285	35
VECTRA (B) Stufenheck (J96) 1.8 i 16V (F19)	X 18 XE1	10.95 - 09.00	1796	B	85 kW	1285	35
VECTRA (B) Stufenheck (J96) 1.8 i 16V (F19)	X 18 XE1	10.95 - 09.00	1796	B	85 kW	1285	35
VECTRA (B) Stufenheck (J96) 1.8 i 16V (F19)	X 18 XE	10.95 - 09.00	1799	B	85 kW	1285	36
VECTRA (B) Stufenheck (J96) 1.8 i 16V (F19)	Z 18 XEL	10.95 - 09.00	1796	B	85 kW	1285	35
VECTRA (B) Stufenheck (J96) 1.8 i 16V (F19)	Z 18 XE	09.00 - 03.02	1796	B	92 kW	1285	35
VECTRA (B) Stufenheck (J96) 2.0 DI 16V (F19)	X 20 DTL	08.95 - 10.01	1995	D	60 kW	1287	44
VECTRA (B) Stufenheck (J96) 2.0 DTI 16V (F19)	X 20 DTH	08.95 - 10.01	1995	D	74 kW	1287	44
VECTRA (B) Stufenheck (J96) 2.0 DTI 16V (F19)	Y 20 DTH	08.95 - 10.01	1995	D	74 kW	1287	44
VECTRA (B) Stufenheck (J96) 2.0 Dualfuel (F19)	X 20 XEV	05.98 - 01.01	1998	B/G	100 kW	1290	57
VECTRA (B) Stufenheck (J96) 2.0 i 16V (F19)	X 20 XEV	10.95 - 01.01	1998	B	100 kW	1290	57
VECTRA (B) Stufenheck (J96) 2.2 DTI 16V (F19)	Y 22 DTR	08.95 - 10.01	2172	D	92 kW	1287	44
VECTRA Mk II (C) (Z02) 1.8 16V Dualfuel	Z 18 XE	04.02 - 07.08	1796	B/G	90 kW	1285	35
VECTRA Mk II (C) (Z02) 1.8 16V	Z 18 XE	04.02 - 07.08	1796	B	90 kW	1285	35
VECTRA Mk II (C) (Z02) 1.8	Z 18 XER	01.06 - 07.08	1796	B	103 kW	1285	35
VECTRA Mk II (C) (Z02) 1.9 CDTI 16V	Z 19 DTH	04.04 - 08.08	1910	D	110 kW	1285	37
VECTRA Mk II (C) (Z02) 1.9 CDTI	Z 19 DT	04.02 - 09.08	1910	D	88 kW	1285	37
VECTRA Mk II (C) (Z02) 2.0 DTI 16V	Y 20 DTH	04.02 - 10.08	1995	D	74 kW	1287	44
VECTRA Mk II (C) (Z02) 2.2 DTI 16V	Y 22 DTR	04.02 - 10.08	2172	D	92 kW	1287	44
VECTRA Mk II (C) CC (Z02) 1.8 16V Dualfuel	Z 18 XE	08.02 - 07.08	1796	B/G	90 kW	1285	35
VECTRA Mk II (C) CC (Z02) 1.8 16V	Z 18 XE	08.02 - 07.08	1796	B	90 kW	1285	35
VECTRA Mk II (C) CC (Z02) 1.8	Z 18 XER	01.06 - 07.08	1796	B	103 kW	1285	35
VECTRA Mk II (C) CC (Z02) 1.9 CDTI 16V	Z 19 DTH	04.04 - 07.08	1910	D	110 kW	1285	37
VECTRA Mk II (C) CC (Z02) 1.9 CDTI	Z 19 DT	08.02 - 07.08	1910	D	88 kW	1285	37
VECTRA Mk II (C) CC (Z02) 2.0 DTI 16V	Y 20 DTH	08.02 - 07.08	1995	D	74 kW	1287	44
VECTRA Mk II (C) CC (Z02) 2.2 DTI 16V	Y 22 DTR	08.02 - 07.08	2172	D	92 kW	1287	44
VECTRA Mk II (C) Kombi (Z02) 1.8 16V	Z 18 XE	10.03 - 08.05	1796	B	90 kW	1285	35
VECTRA Mk II (C) Kombi (Z02) 1.8	Z 18 XER	01.06 - 07.08	1796	B	103 kW	1285	35
VECTRA Mk II (C) Kombi (Z02) 1.9 CDTI 16V	Z 19 DTH	04.04 - 05.09	1910	D	110 kW	1285	37
VECTRA Mk II (C) Kombi (Z02) 1.9 CDTI	Z 19 DT	04.04 - 07.08	1910	D	88 kW	1285	37
VECTRA Mk II (C) Kombi (Z02) 2.0 DTI 16V	Y 20 DTH	10.03 - 07.08	1995	D	74 kW	1287	44
VECTRA Mk II (C) Kombi (Z02) 2.2 DTI 16V	Y 22 DTR	10.03 - 07.08	2172	D	92 kW	1287	44
VIVARO A Bus (X83) 1.9 DI	F9Q 762	08.01 - 12.06	1870	D	59 kW	1284	29
VIVARO A Bus (X83) 1.9 DTI	F9Q 760	08.01 - 12.06	1870	D	74 kW	1284	29
VIVARO A Bus (X83) 2.0 16V	F4R 720	08.01 - 12.06	1998	B	88 kW	1286	41
VIVARO A Bus (X83) 2.0 CDTI	M9R 630	01.06 - 07.14	1995	D	66 kW	1287	45
VIVARO A Bus (X83) 2.0 CDTI	M9R 630	08.06 - 07.14	1995	D	84 kW	1287	45
VIVARO A Bus (X83) 2.0 CDTI	M9R 692	01.06 - 07.14	1995	D	66 kW	1287	47
VIVARO A Bus (X83) 2.0 CDTI	M9R 692	08.06 - 07.14	1995	D	84 kW	1287	47
VIVARO A Bus (X83) 2.0 CDTI	M9R 780	01.06 - 07.14	1995	D	66 kW	1287	46
VIVARO A Bus (X83) 2.0 CDTI	M9R 780	08.06 - 07.14	1995	D	84 kW	1287	46
VIVARO A Bus (X83) 2.0 CDTI	M9R 782	01.06 - 07.14	1995	D	66 kW	1287	45
VIVARO A Bus (X83) 2.0 CDTI	M9R 784	08.06 - 07.14	1995	D	84 kW	1287	45
VIVARO A Bus (X83) 2.0 CDTI	M9R 786	01.06 - 07.14	1995	D	66 kW	1287	45
VIVARO A Bus (X83) 2.0 CDTI	M9R 786	08.06 - 07.14	1995	D	84 kW	1287	45
VIVARO A Bus (X83) 2.0 CDTI	M9R 788	08.06 - 07.14	1995	D	84 kW	1287	45

			ccm		kw		1 POS
VIVARO A Bus (X83) 2.0 ECOTEC	F4R 820	08.06 - 07.14	1998	B	86 kW	1286	41
VIVARO A Bus (X83) 2.5 CDTI	G9U 630	01.06 - 07.14	2464	D	107 kW	1290	60
VIVARO A Bus (X83) 2.5 CDTI	G9U 630	08.06 - 07.14	2464	D	84 kW	1290	60
VIVARO A Bus (X83) 2.5 DTI	G9U 630	07.03 - 07.14	2464	D	99 kW	1290	60
VIVARO A Bus (X83) 2.5 DTI	G9U 730	07.03 - 07.14	2464	D	99 kW	1290	60
VIVARO A Kasten (X83) 1.9 DI	F9Q 762	08.01 - 12.06	1870	D	59 kW	1284	29
VIVARO A Kasten (X83) 1.9 DTI	F9Q 760	08.01 - 12.06	1870	D	74 kW	1284	29
VIVARO A Kasten (X83) 2.0 16V	F4R 720	08.01 - 12.06	1998	B	88 kW	1286	41
VIVARO A Kasten (X83) 2.0 CDTI	M9R 630	08.06 - 07.14	1995	D	84 kW	1287	45
VIVARO A Kasten (X83) 2.0 CDTI	M9R 630	01.06 - 07.14	1995	D	66 kW	1287	45
VIVARO A Kasten (X83) 2.0 CDTI	M9R 692	08.06 - 07.14	1995	D	84 kW	1287	47
VIVARO A Kasten (X83) 2.0 CDTI	M9R 692	01.06 - 07.14	1995	D	66 kW	1287	47
VIVARO A Kasten (X83) 2.0 CDTI	M9R 780	08.06 - 07.14	1995	D	84 kW	1287	46
VIVARO A Kasten (X83) 2.0 CDTI	M9R 780	01.06 - 07.14	1995	D	66 kW	1287	46
VIVARO A Kasten (X83) 2.0 CDTI	M9R 782	01.06 - 07.14	1995	D	66 kW	1287	45
VIVARO A Kasten (X83) 2.0 CDTI	M9R 786	01.06 - 07.14	1995	D	66 kW	1287	45
VIVARO A Kasten (X83) 2.0 CDTI	M9R 788	08.06 - 07.14	1995	D	84 kW	1287	45
VIVARO A Kasten (X83) 2.0 ECOTEC	F4R 820	08.06 - 07.14	1998	B	86 kW	1286	41
VIVARO A Kasten (X83) 2.5 CDTI	G9U 630	08.06 - 07.14	2464	D	107 kW	1290	60
VIVARO A Kasten (X83) 2.5 CDTI	G9U 630	08.06 - 08.08	2464	D	84 kW	1290	60
VIVARO A Kasten (X83) 2.5 DTI	G9U 630	07.03 - 07.14	2464	D	99 kW	1290	60
VIVARO A Kasten (X83) 2.5 DTI	G9U 730	07.03 - 07.14	2464	D	99 kW	1290	60
VIVARO A Pritsche/Fahrgestell (X83) 2.0 16V	F4R 720	04.03 - 07.14	1998	B	88 kW	1286	41
VIVARO A Pritsche/Fahrgestell (X83) 2.0 CDTI	M9R 630	01.06 - 07.14	1995	D	66 kW	1287	45
VIVARO A Pritsche/Fahrgestell (X83) 2.0 CDTI	M9R 630	08.06 - 07.14	1995	D	84 kW	1287	45
VIVARO A Pritsche/Fahrgestell (X83) 2.0 CDTI	M9R 692	01.06 - 07.14	1995	D	66 kW	1287	47
VIVARO A Pritsche/Fahrgestell (X83) 2.0 CDTI	M9R 692	08.06 - 07.14	1995	D	84 kW	1287	47
VIVARO A Pritsche/Fahrgestell (X83) 2.0 CDTI	M9R 780	01.06 - 07.14	1995	D	66 kW	1287	46
VIVARO A Pritsche/Fahrgestell (X83) 2.0 CDTI	M9R 780	08.06 - 07.14	1995	D	84 kW	1287	46
VIVARO A Pritsche/Fahrgestell (X83) 2.0 CDTI	M9R 782	01.06 - 07.14	1995	D	66 kW	1287	45
VIVARO A Pritsche/Fahrgestell (X83) 2.0 CDTI	M9R 786	01.06 - 07.14	1995	D	66 kW	1287	45
VIVARO A Pritsche/Fahrgestell (X83) 2.0 CDTI	M9R 788	08.06 - 07.14	1995	D	84 kW	1287	45
VIVARO A Pritsche/Fahrgestell (X83) 2.0 ECOTEC	F4R 820	08.06 - 07.14	1998	B	86 kW	1286	41
VIVARO A Pritsche/Fahrgestell (X83) 2.5 CDTI	G9U 630	08.06 - 07.14	2464	D	107 kW	1290	60
VIVARO A Pritsche/Fahrgestell (X83) 2.5 CDTI	G9U 630	04.03 - 07.06	2464	D	99 kW	1290	60
VIVARO A Pritsche/Fahrgestell (X83) 2.5 CDTI	G9U 630	08.06 - 07.14	2464	D	84 kW	1290	60
VIVARO A Pritsche/Fahrgestell (X83) 2.5 CDTI	G9U 730	08.06 - 07.14	2464	D	107 kW	1290	60
VIVARO A Pritsche/Fahrgestell (X83) 2.5 CDTI	G9U 730	04.03 - 07.06	2464	D	99 kW	1290	60
VIVARO B Bus (X82) 1.6 CDTI	R9M 415	01.19	1598	D	89 kW	1284	28
VIVARO B Bus (X82) 1.6 CDTi	R9M 408	05.14	1598	D	66 kW	1283	27
VIVARO B Bus (X82) 1.6 CDTi	R9M 408	05.14	1598	D	85 kW	1283	27
VIVARO B Bus (X82) 1.6 CDTi	R9M 413	05.14	1598	D	88 kW	1285	34
VIVARO B Bus (X82) 1.6 CDTi	R9M 413	08.16	1598	D	70 kW	1285	34
VIVARO B Bus (X82) 1.6 CDTi	R9M 415	08.16	1598	D	70 kW	1284	28
VIVARO B Bus (X82) 1.6 CDTi	R9M 450	05.14	1598	D	88 kW	1285	34
VIVARO B Bus (X82) 1.6 CDTi	R9M 450	06.14	1598	D	103 kW	1285	34
VIVARO B Bus (X82) 1.6 CDTi	R9M 452	08.16	1598	D	92 kW	1285	34
VIVARO B Bus (X82) 1.6 CDTi	R9M 452	08.16	1598	D	107 kW	1285	34
VIVARO B Kasten (X82) 1.6 CDTI	R9M 413	08.16	1598	D	89 kW	1285	34
VIVARO B Kasten (X82) 1.6 CDTI	R9M 415	08.16	1598	D	89 kW	1284	28
VIVARO B Kasten (X82) 1.6 CDTi	R9M 408	05.14	1598	D	66 kW	1283	27
VIVARO B Kasten (X82) 1.6 CDTi	R9M 408	05.14	1598	D	85 kW	1283	27
VIVARO B Kasten (X82) 1.6 CDTi	R9M 413	05.14	1598	D	88 kW	1285	34
VIVARO B Kasten (X82) 1.6 CDTi	R9M 413	08.16	1598	D	70 kW	1285	34
VIVARO B Kasten (X82) 1.6 CDTi	R9M 415	08.16	1598	D	70 kW	1284	28
VIVARO B Kasten (X82) 1.6 CDTi	R9M 450	05.14	1598	D	103 kW	1285	34
VIVARO B Kasten (X82) 1.6 CDTi	R9M 450	05.14	1598	D	88 kW	1285	34
VIVARO B Kasten (X82) 1.6 CDTi	R9M 452	08.16	1598	D	92 kW	1285	34
VIVARO B Kasten (X82) 1.6 CDTi	R9M 452	08.16	1598	D	107 kW	1285	34
VIVARO B Pritsche/Fahrgestell (X82) 1.6 CDTI	R9M 452	08.16	1598	D	92 kW	1285	34
VIVARO B Pritsche/Fahrgestell (X82) 1.6 CDTi	R9M 408	05.14	1598	D	85 kW	1283	27
VIVARO B Pritsche/Fahrgestell (X82) 1.6 CDTi	R9M 450	05.14	1598	D	103 kW	1285	34











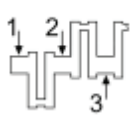
							
VIVARO B Pritsche/Fahrgestell (X82) 1.6 CDTi	R9M 450	05.14	1598	D	88 kW	1285	34
VIVARO B Pritsche/Fahrgestell (X82) 1.6 CDTi	R9M 452	08.16	1598	D	107 kW	1285	34
VIVARO C Kasten (K0) 1.5 4x4	D 15 DTH (DV5RUC)	03.19	1499	D	88 kW	1281	13
VIVARO C Kasten (K0) 1.5	D 15 DT (DV5RUCD)	03.19	1499	D	75 kW	1281	13
VIVARO C Kasten (K0) 1.5	D 15 DTH (DV5RUC)	03.19	1499	D	88 kW	1281	13
VIVARO C Kasten (K0) 2.0 4x4	D 20 DTH (DW10FD)	03.19	1997	D	110 kW	1289	53
VIVARO C Kasten (K0) 2.0	D 20 DTH (DW10FD)	03.19	1997	D	110 kW	1289	53
VIVARO C Kasten (K0) 2.0	D 20 DTL (DW10FE)	03.19	1997	D	90 kW	1289	54
VIVARO C Kasten (K0) 2.0	D 20 DTR (DW10FDCU)	03.19	1997	D	130 kW	1289	54
VIVARO C Platform Cabin (K0) 2.0	D 20 DTL (DW10FE)	03.19	1997	D	90 kW	1289	54
VIVARO LIFE Bus (K0) 1.5	D 15 DT (DV5RUCD)	03.19	1499	D	75 kW	1281	13
VIVARO LIFE Bus (K0) 1.5	D 15 DTH (DV5RUC)	03.19	1499	D	88 kW	1281	13
VIVARO LIFE Bus (K0) 2.0 4x4	D 20 DTH (DW10FD)	03.19	1997	D	110 kW	1289	53
VIVARO LIFE Bus (K0) 2.0	D 20 DTH (DW10FD)	03.19	1997	D	110 kW	1289	53
VIVARO LIFE Bus (K0) 2.0	D 20 DTR (DW10FDCU)	03.19	1997	D	130 kW	1289	54
VX220 Cabriolet (E01) 2.0 VXR	Z 20 LET	10.03 - 07.05	1998	B	162 kW	1290	58
VX220 Cabriolet (E01) 2.0 i Turbo	Z 20 LET	03.01 - 07.05	1998	B	147 kW	1290	58
ZAFIRA A (T98) 1.6 16V	X 16 XEL	04.99 - 08.05	1598	B	74 kW	1282	20
ZAFIRA A (T98) 1.6 16V	Z 16 XE	04.99 - 08.05	1598	B	74 kW	1282	20
ZAFIRA A (T98) 1.6 CNG	Z 16 YNG	09.01 - 06.05	1598	B/G	71 kW	1282	20
ZAFIRA A (T98) 1.6 Dualfuel	X 16 XEL	11.98 - 08.05	1598	B/G	74 kW	1282	20
ZAFIRA A (T98) 1.6 Dualfuel	Z 16 XE	11.98 - 08.05	1598	B/G	74 kW	1282	20
ZAFIRA A (T98) 1.8 16V	X 18 XE1	05.99 - 08.00	1796	B	85 kW	1285	35
ZAFIRA A (T98) 1.8 16V	Z 18 XE	09.00 - 08.05	1796	B	92 kW	1285	35
ZAFIRA A (T98) 1.8 Dualfuel	Z 18 XE	09.00 - 08.05	1796	B/G	92 kW	1285	35
ZAFIRA A (T98) 2.0 DI 16V	X 20 DTL	10.99 - 08.05	1995	D	60 kW	1287	44
ZAFIRA A (T98) 2.0 DTI 16V	Y 20 DTH	04.99 - 08.05	1995	D	74 kW	1287	44
ZAFIRA A (T98) 2.0 GSI Turbo	Z 20 LET	09.01 - 06.05	1998	B	141 kW	1290	58
ZAFIRA A (T98) 2.0	Z 20 LET	06.02 - 06.05	1998	B	147 kW	1290	58
ZAFIRA Mk II (B) (A05) 1.6	A 16 XER	12.07 - 11.14	1598	B	85 kW	1282	20
ZAFIRA Mk II (B) (A05) 1.6	Z 16 XE1	07.05 - 11.14	1598	B	77 kW	1282	20
ZAFIRA Mk II (B) (A05) 1.6	Z 16 XEP	07.05 - 11.14	1598	B	77 kW	1282	20
ZAFIRA Mk II (B) (A05) 1.6	Z 16 XER	12.07 - 11.14	1598	B	85 kW	1282	20
ZAFIRA Mk II (B) (A05) 1.7 CDTi	A 17 DTJ	04.09 - 11.14	1686	D	81 kW	1282	21
ZAFIRA Mk II (B) (A05) 1.7 CDTi	A 17 DTR	01.08 - 11.14	1686	D	92 kW	1282	21
ZAFIRA Mk II (B) (A05) 1.7 CDTi	Z 17 DTJ	04.09 - 11.14	1686	D	81 kW	1282	21
ZAFIRA Mk II (B) (A05) 1.8	A 18 XEL	04.13 - 11.14	1796	B	88 kW	1285	35
ZAFIRA Mk II (B) (A05) 1.8	A 18 XER	04.05 - 11.14	1796	B	103 kW	1285	35
ZAFIRA Mk II (B) (A05) 1.8	Z 18 XER	04.05 - 11.14	1796	B	103 kW	1285	35
ZAFIRA Mk II (B) (A05) 1.9 CDTi	Z 19 DTH	07.05 - 11.14	1910	D	110 kW	1285	37
ZAFIRA Mk II (B) (A05) 1.9 CDTi	Z 19 DT	07.05 - 11.14	1910	D	88 kW	1285	37
ZAFIRA Mk III (P12) 1.4 (75)	A 14 NEL	10.11 - 08.18	1364	B	88 kW	1280	6
ZAFIRA Mk III (P12) 1.4 (75)	A 14 NET	10.11 - 08.18	1364	B	103 kW	1280	6
ZAFIRA Mk III (P12) 1.4 (75)	B 14 NET	10.11 - 08.18	1364	B	103 kW	1280	6
ZAFIRA Mk III (P12) 1.6 CDTi (75)	B 16 DTH	03.13 - 08.18	1598	D	100 kW	1283	25
ZAFIRA Mk III (P12) 1.6 CDTi (75)	B 16 DTH	10.16 - 08.18	1598	D	99 kW	1283	25
ZAFIRA Mk III (P12) 1.6 CNG (75)	A 16 XNT	10.11 - 08.18	1598	B/G	110 kW	1283	23
ZAFIRA Mk III (P12) 1.6 CNG (75)	B 16 XNT	10.11 - 08.18	1598	B/G	110 kW	1283	23
ZAFIRA Mk III (P12) 1.6 SIDI (75)	A 16 SHT	07.13 - 08.18	1598	B	147 kW	1283	23
ZAFIRA Mk III (P12) 1.6 SIDI	A 16 XHT	12.12 - 08.18	1598	B	125 kW	1283	23
ZAFIRA Mk III (P12) 1.8 (75)	A 18 XEL	10.11 - 08.18	1796	B	85 kW	1285	35
ZAFIRA Mk III (P12) 1.8 (75)	A 18 XER	10.11 - 08.18	1796	B	103 kW	1285	35
ZAFIRA Mk III (P12) 2.0 BiTurbo CDTi (75)	A 20 DTR	11.12 - 08.18	1956	D	143 kW	1286	42
ZAFIRA Mk III (P12) 2.0 CDTi (75)	A 20 DTH	10.11 - 08.18	1956	D	121 kW	1286	42
ZAFIRA Mk III (P12) 2.0 CDTi (75)	A 20 DTL	10.11 - 08.18	1956	D	81 kW	1286	42
ZAFIRA Mk III (P12) 2.0 CDTi (75)	A 20 DT	10.11 - 08.18	1956	D	96 kW	1286	42
ZAFIRA Mk III (P12) 2.0 CDTi (75)	B 20 DTH	01.15 - 08.18	1956	D	125 kW	1286	42
ZAFIRA Mk III (P12) 2.0 CDTi (75)	Y 20 DTJ	10.11 - 08.18	1956	D	96 kW	1286	42

ENGINE			ccm	kW			1 POS	ENGINE			ccm	kW			1 POS
12 NV	77,800	4	1196	38 kW	B	1282	19	A 17 DTE	79,000	4	1686	81 kW	D	1283	22
12 ST	77,800	4	1196	40 - 43 kW	B	1282	19	A 17 DTF	79,000	4	1686	96 kW	D	1283	22
13 NB	75,000	4	1297	44 kW	B	1281	14	A 17 DTI	79,000	4	1686	81 kW	D	1283	22
13 N	75,000	4	1297	39 - 44 kW	B	1281	14	A 17 DTJ	79,000	4	1686	81 kW	D	1282	21
13 SB	75,000	4	1297	51 kW	B	1281	14	A 17 DTL	79,000	4	1686	74 kW	D	1283	22
13 S	75,000	4	1297	42 - 55 kW	B	1281	14	A 17 DTN	79,000	4	1686	74 kW	D	1283	22
14 NV	77,600	4	1389	53 - 55 kW	B	1282	18	A 17 DTR	79,000	4	1686	92 kW	D	1282	21
15 DT (T4EC1)	76,000	4	1488	49 - 53 kW	D	1281	17	A 17 DTS	79,000	4	1686	96 kW	D	1283	22
15 DT	76,000	4	1488	53 kW	D	1281	17	A 17 DT	79,000	4	1686	74 kW	D	1283	22
15 D	76,000	4	1488	37 kW	D	1281	17	A 18 XEL	80,500	4	1796	85 - 88 kW	B	1285	35
16 DA	80,000	4	1598	40 kW	D	1284	31	A 18 XER	80,500	4	1796	103 kW	B	1285	35
16 D	80,000	4	1598	40 kW	D	1284	31	A 20 DTC	83,000	4	1956	81 kW	D	1286	42
16 N (CIH)	85,000	4	1584	44 kW	B	1288	52	A 20 DTE	83,000	4	1956	88 - 103 kW	D	1286	42
16 NZR	79,000	4	1598	55 kW	B	1282	20	A 20 DTH	83,000	4	1956	118 - 121 kW	D	1286	42
16 N	80,000	4	1598	51 - 55 kW	B	1284	31	A 20 DTJ	83,000	4	1956	96 kW	D	1286	42
16 SH	83,000	4	1598	66 kW	B	1286	43	A 20 DTL	83,000	4	1956	81 kW	D	1286	42
16 SV	79,000	4	1598	60 kW	B	1282	20	A 20 DTR	83,000	4	1956	140 - 143 kW	D	1286	42
17 D (4EE1)	79,000	4	1686	44 kW	D	1283	22	A 20 DT	83,000	4	1956	96 kW	D	1286	42
17 DR	82,500	4	1699	42 - 44 kW	D	1286	39	B 12 XE (EB2F)	75,000	3	1199	55 - 61 kW	B	1280	11
17 DT (TC4EE1)	79,000	4	1686	60 kW	D	1283	22	B 12 XEL	73,400	4	1229	51 kW	B	1280	10
17 D	82,500	4	1699	42 kW	D	1285	38	B 12 XER	73,400	4	1229	51 kW	B	1280	10
17 TD	79,000	4	1686	60 kW	D	1283	22	B 12 XHL (EB2DT)	75,000	3	1199	81 kW	B	1280	11
18 E	84,800	4	1796	82 - 85 kW	B	1288	48	B 12 XHT (EB2DTS)	75,000	3	1199	81 - 96 kW	B	1280	11
18 NV	84,800	4	1796	60 kW	B	1288	49	B 13 DTC	69,600	4	1248	55 kW	D	1279	2
18 N	84,800	4	1796	55 kW	B	1288	48	B 13 DTE	69,600	4	1248	70 kW	D	1279	2
18 SEH	84,800	4	1796	85 kW	B	1288	49	B 13 DTN	69,600	4	1248	55 kW	D	1279	2
18 SE	84,800	4	1796	82 - 85 kW	B	1288	48	B 13 DTR	69,600	4	1248	70 kW	D	1279	2
18 SV	84,800	4	1796	66 kW	B	1288	49	B 14 NEL	72,500	4	1364	74 - 88 kW	B	1280	6
18 S	84,800	4	1796	66 kW	B	1288	48	B 14 NET	72,500	4	1364	103 - 110 kW	B	1280	6
198 A4.000	72,000	4	1368	88 kW	B/G	1279	3	B 14 XEL	73,400	4	1398	64 - 66 kW	B	1280	10
20 NEJ	86,000	4	1998	82 kW	B	1290	57	B 14 XER	73,400	4	1398	55 - 74 kW	B	1280	10
20 NE	86,000	4	1998	85 kW	B	1290	57	B 16 DT (DV6FD)	75,000	4	1560	73 kW	D	1281	12
20 SEH	86,000	4	1998	95 kW	B	1290	57	B 16 DTH (DV6FC)	75,000	4	1560	85 - 88 kW	D	1281	12
20 SE	86,000	4	1998	85 - 90 kW	B	1290	57	B 16 DTH	79,700	4	1598	88 - 100 kW	D	1283	25
20 XE	86,000	4	1998	115 kW	B	1290	57	B 16 DTL	79,700	4	1598	81 kW	D	1283	25
25 DT	80,000	6	2498	96 kW	D	1284	32	B 16 LER	79,000	4	1598	141 - 151 kW	B	1283	23
4 JG2 T	95,400	4	3059	80 - 85 kW	D	1291	65	B 16 LES	79,000	4	1598	151 - 155 kW	B	1282	20
4 JG2TC	95,400	4	3059	84 kW	D	1291	66	B 16 XER	79,000	4	1598	85 kW	B	1282	20
4JA1-T	93,000	4	2499	56 - 74 kW	D	1290	61	B 16 XNT	79,000	4	1598	110 kW	B/G	1283	23
4JA1	93,000	4	2499	56 - 74 kW	D	1290	61	B 18 XER	80,500	4	1796	103 kW	B	1285	35
843 A1.000	72,000	4	1368	70 kW	B	1279	4	B 20 DTH	83,000	4	1956	125 kW	D	1286	42
A 10 XEP	73,400	3	998	44 - 48 kW	B	1280	8	C 12 NZ	72,000	4	1195	33 kW	B	1279	5
A 12 XEL	73,400	4	1229	51 kW	B	1280	10	C 13 N	75,000	4	1297	44 kW	B	1281	14
A 12 XER	73,400	4	1229	61 - 63 kW	B	1280	10	C 14 NZ	77,600	4	1389	44 kW	B	1282	18
A 13 DTC	69,600	4	1248	55 kW	D	1279	2	C 14 SEL	77,600	4	1389	63 kW	B	1282	18
A 13 DTE	69,600	4	1248	70 kW	D	1279	2	C 14 SE	77,600	4	1389	60 kW	B	1282	18
A 13 DTR	69,600	4	1248	70 kW	D	1279	2	C 16 LZ	79,000	4	1598	55 kW	B	1282	20
A 13 FD	69,600	4	1248	55 - 70 kW	D	1279	2	C 16 NZ	79,000	4	1598	55 - 61 kW	B	1282	20
A 14 NEL	72,500	4	1364	88 kW	B	1280	6	C 16 SEI	79,000	4	1598	72 kW	B	1282	20
A 14 NET	72,500	4	1364	103 kW	B	1280	6	C 16 SEL	79,000	4	1598	74 kW	B	1282	20
A 14 XEL	73,400	4	1398	64 kW	B	1280	10	C 16 SE	79,000	4	1598	74 kW	B	1282	20
A 14 XER	73,400	4	1398	74 kW	B	1280	10	C 16 XE	79,000	4	1598	78 - 80 kW	B	1282	20
A 14 XFL	73,400	4	1398	63 kW	B	1280	10	C 18 NE	84,800	4	1796	74 kW	B	1288	48
A 16 LEL	79,000	4	1598	110 kW	B	1283	23	C 18 NZ	84,800	4	1796	66 kW	B	1288	49
A 16 LER	79,000	4	1598	141 kW	B	1283	23	C 18 XEL	81,600	4	1799	85 kW	B	1285	36
A 16 LES	79,000	4	1598	150 - 155 kW	B	1283	23	C 18 XE	81,600	4	1799	92 kW	B	1285	36
A 16 LET	79,000	4	1598	132 kW	B	1283	23	C 20 LET	86,000	4	1998	150 kW	B	1290	57
A 16 SHT	79,000	4	1598	147 kW	B	1283	23	C 20 NEF	86,000	4	1998	74 kW	B	1290	57
A 16 XER	79,000	4	1598	85 kW	B	1282	20	C 20 NEJ	86,000	4	1998	73 - 74 kW	B	1290	57
A 16 XHT	79,000	4	1598	125 kW	B	1283	23	C 20 NE	86,000	4	1998	85 kW	B	1290	57
A 16 XNT	79,000	4	1598	110 kW	B/G	1283	23	C 20 XE	86,000	4	1998	110 kW	B	1290	57
A 17 DTC	79,000	4	1686	81 kW	D	1283	22	C 22 SEL	86,000	4	2198	102 - 106 kW	B	1290	57

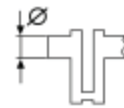


ENGINE	ccm	kW	POS	ENGINE	ccm	kW	POS
CB	76,000	3	993	34 kW	B	1281	16
D 12 XE (EB2FA)	75,000	3	1199	61 kW	B	1281	15
D 12 XHL (EB2ADT)	75,000	3	1199	81 kW	B	1281	15
D 12 XHT (EB2ADTS)	75,000	3	1199	96 kW	B	1281	15
D 15 DT (DV5RD)	75,000	4	1499	75 kW	D	1281	13
D 15 DT (DV5RUCD)	75,000	4	1499	75 kW	D	1281	13
D 15 DTH (DV5RC)	75,000	4	1499	88 - 96 kW	D	1281	13
D 15 DTH (DV5RUC)	75,000	4	1499	88 kW	D	1281	13
D 15 DTL (DV5RE)	75,000	4	1499	56 kW	D	1281	13
D 20 DTH (DW10FC)	85,000	4	1997	130 kW	D	1289	53
D 20 DTH (DW10FD)	85,000	4	1997	110 kW	D	1289	53
D 20 DTL (DW10FE)	85,000	4	1997	90 kW	D	1289	54
D 20 DTR (DW10F-DCU)	85,000	4	1997	130 kW	D	1289	54
D 20 DTR	83,000	4	1956	154 kW	D	1286	42
D13A	69,600	4	1248	55 kW	D	1279	2
E 16 NZ	79,000	4	1598	55 - 61 kW	B	1282	20
E 16 SE	79,000	4	1598	60 - 74 kW	B	1282	20
E 18 NVR	84,800	4	1796	65 kW	B	1288	49
E 18 NV	84,800	4	1796	62 kW	B	1288	48
F 12 XE (EB2FA)	75,000	3	1199	61 kW	B	1281	15
F 12 XEL (EB2FAD)	75,000	3	1199	55 kW	B	1281	15
F 12 XEL (EB2FD)	75,000	3	1199	55 kW	B	1281	15
F 12 XHL (EB2ADT)	75,000	3	1199	74 - 81 kW	B	1281	15
F 12 XHL (EB2ADTD)	75,000	3	1199	74 - 81 kW	B	1281	15
F 12 XHT (EB2ADTS)	75,000	3	1199	96 kW	B	1281	15
F10A	65,500	4	970	34 kW	B	1279	1
F4R 720	82,700	4	1998	88 kW	B	1286	41
F4R 820	82,700	4	1998	86 kW	B	1286	41
F8Q 600	80,000	4	1870	44 kW	D	1283	26
F8Q 606	80,000	4	1870	44 kW	D	1283	26
F9Q 760	80,000	4	1870	74 kW	D	1284	29
F9Q 762	80,000	4	1870	59 - 60 kW	D	1284	29
F9Q 770	80,000	4	1870	59 kW	D	1284	29
F9Q 772	80,000	4	1870	60 kW	D	1284	33
F9Q 774	80,000	4	1870	60 kW	D	1284	29
G9T 720	87,000	4	2188	66 kW	D	1290	59
G9T 722	87,000	4	2188	66 kW	D	1290	59
G9T 750	87,000	4	2188	66 kW	D	1290	59
G9U 630	89,000	4	2464	84 - 107 kW	D	1290	60
G9U 632	89,000	4	2464	88 - 107 kW	D	1290	60
G9U 650	89,000	4	2464	74 - 107 kW	D	1290	60
G9U 720	89,000	4	2464	84 - 85 kW	D	1290	60
G9U 724	89,000	4	2464	84 kW	D	1290	60
G9U 730	89,000	4	2464	99 kW	D	1290	60
G9U 750	89,000	4	2464	84 kW	D	1290	60
G9U 754	89,000	4	2464	73 - 84 kW	D	1290	60
HNK (EB2ADTD)	75,000	3	1199	74 kW	B	1281	15
HNL (EB2ADTSM)	75,000	3	1199	96 kW	B	1281	15
HNP (EB2ADT)	75,000	3	1199	81 kW	B	1281	15
HNS (EB2ADTS)	75,000	3	1199	96 kW	B	1281	15
HNV (EB2DTM)	75,000	3	1199	81 kW	B	1281	15
M9R 630	84,000	4	1995	66 - 84 kW	D	1287	45
M9R 692	84,000	4	1995	66 - 84 kW	D	1287	47
M9R 780	84,000	4	1995	66 - 84 kW	D	1287	46
M9R 782	84,000	4	1995	66 - 84 kW	D	1287	45
M9R 784	84,000	4	1995	84 kW	D	1287	45
M9R 786	84,000	4	1995	66 - 84 kW	D	1287	45
M9R 788	84,000	4	1995	84 kW	D	1287	45
M9T 670	85,000	4	2298	74 - 92 kW	D	1288	50
M9T 672	85,000	4	2298	74 - 92 kW	D	1288	51
M9T 676	85,000	4	2298	74 - 92 kW	D	1288	50
M9T 678	85,000	4	2298	107 kW	D	1288	50
M9T 680	85,000	4	2298	92 - 107 kW	D	1288	50
M9T 686	85,000	4	2298	92 kW	D	1288	51
M9T 690	85,000	4	2298	74 - 92 kW	D	1288	50
M9T 692	85,000	4	2298	74 - 92 kW	D	1288	50
M9T 694	85,000	4	2298	107 - 110 kW	D	1288	50
M9T 696	85,000	4	2298	92 - 107 kW	D	1288	51
M9T 698	85,000	4	2298	92 - 107 kW	D	1288	51
M9T 700	85,000	4	2298	100 - 120 kW	D	1288	51
M9T 702	85,000	4	2298	100 - 120 kW	D	1288	51
M9T 704	85,000	4	2298	96 kW	D	1288	51
M9T 706	85,000	4	2298	107 - 125 kW	D	1289	55
M9T 710	85,000	4	2298	96 - 120 kW	D	1288	51
M9T 870	85,000	4	2298	74 - 81 kW	D	1288	50
M9T 876	85,000	4	2298	92 kW	D	1288	50
M9T 880	85,000	4	2298	107 - 110 kW	D	1288	51
M9T 898	85,000	4	2298	92 - 110 kW	D	1288	51
R9M 408	80,000	4	1598	66 - 85 kW	D	1283	27
R9M 413	80,000	4	1598	70 - 89 kW	D	1285	34
R9M 415	80,000	4	1598	70 - 89 kW	D	1284	28
R9M 450	80,000	4	1598	85 - 107 kW	D	1285	34
R9M 452	80,000	4	1598	92 - 107 kW	D	1285	34
S 18 NV	84,800	4	1796	62 - 74 kW	B	1288	48
S8U 758	93,000	4	2499	55 - 58 kW	D	1290	62
S8U 770	93,000	4	2499	59 kW	D	1290	62
S8U 772	93,000	4	2499	59 kW	D	1291	63
S8U 780	93,000	4	2499	55 kW	D	1290	62
S8U 782	93,000	4	2499	55 kW	D	1290	62
S9W 702	94,400	4	2799	84 kW	D	1291	64
U 25 DT	80,000	6	2498	96 kW	D	1284	30
X 12 SZ	72,000	4	1195	33 kW	B	1279	5
X 12 XE	72,500	4	1199	48 kW	B	1280	7
X 14 NZ	77,600	4	1389	44 kW	B	1282	18
X 14 SZ	77,600	4	1389	40 - 44 kW	B	1282	18
X 14 XE	77,600	4	1389	66 kW	B/G	1282	18
X 15 DT (T4EC1)	76,000	4	1488	49 kW	D	1281	17
X 16 SZR	79,000	4	1598	55 kW	B/G	1282	20
X 16 SZ	79,000	4	1598	52 kW	B	1282	20
X 16 XEL	79,000	4	1598	74 kW	B	1282	20
X 16 XE	79,000	4	1598	78 - 80 kW	B	1282	20
X 17 D (4EE1)	79,000	4	1686	44 kW	D	1283	22
X 17 DT (TC4EE1)	79,000	4	1686	60 kW	D	1283	24
X 17 DTL	82,500	4	1699	50 kW	D	1286	40
X 17 DT	79,000	4	1686	60 kW	D	1283	24
X 18 XE1	80,500	4	1796	85 kW	B	1285	35
X 18 XE	81,600	4	1799	85 kW	B	1285	36
X 20 DTH	84,000	4	1995	74 kW	D	1287	44
X 20 DTL	84,000	4	1995	60 kW	D	1287	44
X 20 SE	86,000	4	1998	85 kW	B	1290	57
X 20 XER	86,000	4	1998	118 kW	B	1290	57
X 20 XEV	86,000	4	1998	100 kW	B	1290	57
X 22 DTH	84,000	4	2171	85 kW	D	1287	44
X 22 SE	86,000	4	2198	100 - 104 kW	B	1290	57
X 22 XE	86,000	4	2198	100 - 104 kW	B	1289	56
X 25 DT	80,000	6	2498	96 kW	D	1284	30
X 25 TD	80,000	6	2498	96 kW	D	1284	30
Y 13 DT	69,600	4	1248	51 kW	D	1279	2
Y 16 XE	79,000	4	1598	74 kW	B	1282	20
Y 16 YNG	79,000	4	1598	69 - 71 kW	B/G	1283	23
Y 17 DTL	79,000	4	1686	48 kW	D	1283	22
Y 17 DT	79,000	4	1686	55 kW	D	1283	22
Y 20 DTH	84,000	4	1995	74 kW	D	1287	44

ENGINE			ccm	kW			1 POS	ENGINE			ccm	kW			1 POS
Y 20 DTJ	83,000	4	1956	96 kW	D	1286	42	Z 16 XE1	79,000	4	1598	77 kW	B	1282	20
Y 20 DTL	84,000	4	1995	60 kW	D	1287	44	Z 16 XEP	79,000	4	1598	74 - 77 kW	B	1282	20
Y 22 DTH	84,000	4	2171	85 - 88 kW	D	1287	44	Z 16 XER	79,000	4	1598	85 kW	B	1282	20
Y 22 DTR	84,000	4	2172	92 kW	D	1287	44	Z 16 XE	79,000	4	1598	63 - 74 kW	B	1282	20
Y 22 SE	86,000	4	2198	100 kW	B	1290	57	Z 16 XNT	79,000	4	1598	110 kW	B	1283	23
Y 22 XE	86,000	4	2198	106 - 108 kW	B	1289	56	Z 16 YNG	79,000	4	1598	69 - 74 kW	B/G	1282	20
Y 25 DT	80,000	6	2497	110 kW	D	1284	30	Z 17 DTH	79,000	4	1686	74 kW	D	1283	22
Y 25 TD	80,000	6	2497	110 kW	D	1284	30	Z 17 DTJ	79,000	4	1686	81 kW	D	1282	21
Z 12 XEP	73,400	4	1229	59 kW	B	1280	9	Z 17 DTL	79,000	4	1686	59 kW	D	1283	22
Z 12 XE	72,500	4	1199	55 kW	B	1280	7	Z 17 DTR	79,000	4	1686	92 kW	D	1283	22
Z 13 DTE	69,600	4	1248	70 kW	D	1279	2	Z 17 DT	79,000	4	1686	74 kW	D	1283	22
Z 13 DTH	69,600	4	1248	66 - 74 kW	D	1279	2	Z 18 XEL	80,500	4	1796	81 - 85 kW	B	1285	35
Z 13 DTJ	69,600	4	1248	51 - 55 kW	D	1279	2	Z 18 XEP	80,500	4	1796	103 kW	B	1285	35
Z 13 DTR	69,600	4	1248	70 kW	D	1279	2	Z 18 XER	80,500	4	1796	103 kW	B	1285	35
Z 13 DT	69,600	4	1248	51 - 52 kW	D	1279	2	Z 18 XE	80,500	4	1796	87 - 92 kW	B/G	1285	35
Z 14 XEL	73,400	4	1364	55 - 59 kW	B	1280	9	Z 19 DTH	82,000	4	1910	110 kW	D	1285	37
Z 14 XEP	73,400	4	1364	66 kW	B	1280	9	Z 19 DTJ	82,000	4	1910	88 kW	D	1285	37
Z 14 XE	77,600	4	1389	66 kW	B/G	1282	18	Z 19 DTL	82,000	4	1910	74 kW	D	1285	37
Z 16 LEL	79,000	4	1598	110 kW	B	1283	23	Z 19 DT	82,000	4	1910	88 kW	D	1285	37
Z 16 LER	79,000	4	1598	141 - 150 kW	B	1283	23	Z 20 LET	86,000	4	1998	140 - 162 kW	B	1290	58
Z 16 LET	79,000	4	1598	132 kW	B	1283	23	Z 22 XE	86,000	4	2198	106 kW	B	1290	58
Z 16 SE	79,000	4	1598	62 - 64 kW	B	1282	20								



Type



65,500 mm

1

F10A

403503-00-4										5 pairs
-25-4	1-5	HL	AL	49,974	53,997	20,000	↑ LO1G	1,990		
-50-4				49,989	54,018		↓ LO1G			
-75-4										
433506-00-4										4 pairs
-25-4	1-4	PL	AL	37,981	40,998	18,011	↑ LO1	1,491		
-50-4				37,991	41,021		↓ LO1			
-75-4										

69,600 mm

2

A 13 DTC , A 13 DTE , A 13 DTR , A 13 FD , B 13 DTC , B 13 DTE , B 13 DTN , B 13 DTR , D13A , Y 13 DT , Z 13 DTE , Z 13 DTH , Z 13 DTJ , Z 13 DTR , Z 13 DT ,

403502-00-4										5 pairs
-25-4	1,2,4,5	HL	AL	50,982	54,710	19,000	↑ LO2G	1,840	4 pairs	
-50-4				51,000	54,722		↓ L			
	3	FL	AL	50,982	54,710	23,950	↑ LO2G	1,840	1 pair	
		↓ HL		51,000	54,722	↓ 19,000	↓ L			
433504-00-4										4 pairs
-25-4	1-4	PL	CU2	42,582	45,734	20,000	↑ O1	1,552		
-50-4				42,600	45,744		↓			

72,000 mm

3

198 A4.000

400102-00-4										6 pairs
-25-4	1-5	HL	AL	47,980	51,705	19,000	↑ LO2G	1,848	5 pairs	
-50-4				48,000	51,718		↓ LO2G			
-75-4	3	AS	AL	52,000	68,766			2,325	1 pair	
-100-4				52,200	69,020					

72,000 mm

4

843 A1.000

400102-00-4										6 pairs
-25-4	1-5	HL	AL	47,980	51,705	19,000	↑ LO2G	1,848	5 pairs	
-50-4				48,000	51,718		↓ LO2G			
-75-4	3	AS	AL	52,000	68,766			2,325	1 pair	
-100-4				52,200	69,020					
430102-00-4										4 pairs
-25-4	1-4	PL	AL	41,988	45,127	19,000	↑ LO1	1,548		
-50-4				42,008	45,140		↓ LO1			
-75-4										
-100-4										

72,000 mm

5

C 12 NZ , X 12 SZ ,

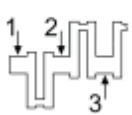
400301-00-4 *										5 pairs
-25-4	1,2,4,5	HL	AL	54,972	59,000	19,500	↑ LO1G	2,001	4 pairs	
-50-4				54,985	59,013		↓ LO1G			
-75-4	3	FL	AL	54,972	59,000	25,900	↑ LO1G	2,001	1 pair	
-100-4				54,985	59,013		↓ LO1G			
-125-4										
430302-00-4										4 pairs
-25-4	1-4	PL	AL	42,971	46,000	16,600	↑ LO1	1,497		
-50-4				42,987	46,012		↓ LO1			
-75-4										
-100-4										
-125-4										



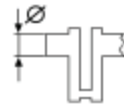
72,500 mm								6	
A 14 NEL , A 14 NET , B 14 NEL , B 14 NET ,									
403508-00-4 *								5 pairs	
-25-4	1,2,4,5	HL	AL	49,984	54,000	17,100	↑ LO1G	1,995	4 pairs
-50-4				49,997	54,013		↓ LO1G		
	3	FL	AL	49,984	54,000	22,900	↑ LO1G	1,995	1 pair
				49,997	54,013		↓ LO1G		
72,500 mm								7	
X 12 XE , Z 12 XE ,									
403508-00-4 *								5 pairs	
-25-4	1,2,4,5	HL	AL	49,984	54,000	17,100	↑ LO1G	1,995	4 pairs
-50-4				49,997	54,013		↓ LO1G		
	3	FL	AL	49,984	54,000	22,900	↑ LO1G	1,995	1 pair
				49,997	54,013		↓ LO1G		
433508-00-4								4 pairs	
-25-4	1-4	PL	AL	42,971	46,000	13,200	↑ L	1,501	
-50-4				42,987	46,012		↓ L		
73,400 mm								8	
A 10 XEP									
400705-00-4								5 pairs	
-25-4		HL	AL	54,971	60,000	18,800	↑ LO2G	2,498	4 pairs
-50-4			↓ CU3 LF	54,990	60,019		↓ L		
		FL	AL	54,971	60,000	23,500	↑ LO2G	2,498	1 pair
			↓ CU3 LF	54,990	60,019		↓ L		
73,400 mm								9	
Z 12 XEP , Z 14 XEL , Z 14 XEP ,									
403508-00-4 *								5 pairs	
-25-4	1,2,4,5	HL	AL	49,984	54,000	17,100	↑ LO1G	1,995	4 pairs
-50-4				49,997	54,013		↓ LO1G		
	3	FL	AL	49,984	54,000	22,900	↑ LO1G	1,995	1 pair
				49,997	54,013		↓ LO1G		
433508-00-4								4 pairs	
-25-4	1-4	PL	AL	42,971	46,000	13,200	↑ L	1,501	
-50-4				42,987	46,012		↓ L		
73,400 mm								10	
A 12 XEL , A 12 XER , A 14 XEL , A 14 XER , A 14 XFL , B 12 XEL , B 12 XER , B 14 XEL , B 14 XER ,									
403508-00-4 *								5 pairs	
-25-4	1,2,4,5	HL	AL	49,984	54,000	17,100	↑ LO1G	1,995	4 pairs
-50-4				49,997	54,013		↓ LO1G		
	3	FL	AL	49,984	54,000	22,900	↑ LO1G	1,995	1 pair
				49,997	54,013		↓ LO1G		
75,000 mm								11	
B 12 XE (EB2F) , B 12 XHL (EB2DT) , B 12 XHT (EB2DTS) ,									
403709-00-3								4 pairs	
-30-3	1-4	HL	CU2	41,984	45,600	16,100	↑ O1G	1,800	
-50-3				42,000	45,619		↓		
-75-3									
411114-00-1								1 pair	
-10-1	1	AS	AL	48,500	65,750		↑ L G	2,380	
-15-1				48,750	66,000		↓ L G		
433709-00-3								3 pairs	
-30-3	1-3	PL	CU2	41,984	45,000	16,000		1,500	
-50-3				42,000	45,016				
-75-3									



75,000 mm										12
B 16 DT (DV6FD) , B 16 DTH (DV6FC) ,										
401103-00-4										5 pairs
-25-4	1-5	HL	AL	49,962	53,655	19,900	↑ LO1G	1,833		
-30-4				49,981	53,674		↓			
-50-4										
-80-4										
411102-00-1										1 pair
-10-1		AS	AL	55,200	71,350		↑ L G	2,480		
-15-1				55,480	71,700		↓ L G			
442101-00-4										4 pairs
	1-4	PB	CU2	26,000	29,000	19,980	↑ O1G	1,700		
				26,000	29,021		↓			
75,000 mm										13
D 15 DT (DV5RD) , D 15 DT (DV5RUCD) , D 15 DTH (DV5RC) , D 15 DTH (DV5RUC) , D 15 DTL (DV5RE) ,										
403708-00-4										5 pairs
-30-4	1-5	HL	AL		53,700	19,800	↑ LO1G	1,830		
-50-4					53,700		↓ LO1G			
433714-00-4										4 pairs
-30-4	1-4	PL	AL	44,350	48,650	17,100		1,820		
-50-4			↓ AL PY	44,366	48,650					
75,000 mm										14
13 NB , 13 N , 13 SB , 13 S , C 13 N ,										
400301-00-4 *										5 pairs
-25-4	1,2,4,5	HL	AL	54,972	59,000	19,500	↑ LO1G	2,001	4 pairs	
-50-4				54,985	59,013		↓ LO1G			
-75-4										
-100-4	3	FL	AL	54,972	59,000	25,900	↑ LO1G	2,001	1 pair	
-125-4				54,985	59,013		↓ LO1G			
430302-00-4										4 pairs
-25-4	1-4	PL	AL	42,971	46,000	16,600	↑ LO1	1,497		
-50-4				42,987	46,012		↓ LO1			
-75-4										
-100-4										
-125-4										
75,000 mm										15
D 12 XE (EB2FA) , D 12 XHL (EB2ADT) , D 12 XHT (EB2ADTS) , F 12 XE (EB2FA) , F 12 XEL (EB2FAD) , F 12 XEL (EB2FD) , F 12 XHL (EB2ADT) , F 12 XHL (EB2ADTD) , F 12 XHT (EB2ADTS) , HNK (EB2ADTD) , HNL (EB2ADTSM) , HNP (EB2ADT) , HNS (EB2ADTS) , HNV (EB2DTM) ,										
411114-00-1										1 pair
-10-1	1	AS	AL	48,500	65,750		↑ L G	2,380		
-15-1				48,750	66,000		↓ L G			
76,000 mm										16
CB										
409615-00-3										4 pairs
-25-3	1-4	HL	AL	41,980	46,020	19,500	↑ LO1G	1,990		
-50-3				41,980	46,020		↓ L			
439617-00-3										3 pairs
-25-3	1-3	PL	AL	39,980	43,020	18,000	↑ L	1,490		
-50-3				39,980	43,020		↓ L			
76,000 mm										17
15 DT (T4EC1) , 15 DT , 15 D , X 15 DT (T4EC1) ,										
403505-00-4										5 pairs
-25-4	1-5	HL	AL	51,918	55,976	15,400	↑ LO1G	2,000		
-50-4				51,938	56,000		↓ L			
433507-00-4										4 pairs
-25-4	1-4	PL	AL	45,936	48,976	16,700	↑ L	1,500		
-50-4				45,956	49,000		↓ L			



Type



77,600 mm

18

14 NV , C 14 NZ , C 14 SEL , C 14 SE , X 14 NZ , X 14 SZ , X 14 XE , Z 14 XE ,

400301-00-4 *										5 pairs
-25-4	1,2,4,5	HL	AL	54,972	59,000	19,500	↑ LO1G	2,001	4 pairs	
-50-4				54,985	59,013		↓ LO1G			
-75-4										
-100-4	3	FL	AL	54,972	59,000	25,900	↑ LO1G	2,001	1 pair	
-125-4				54,985	59,013		↓ LO1G			
430302-00-4										4 pairs
-25-4	1-4	PL	AL	42,971	46,000	16,600	↑ LO1	1,497		
-50-4				42,987	46,012		↓ LO1			
-75-4										
-100-4										
-125-4										

77,800 mm

19

12 NV , 12 ST ,

400301-00-4 *										5 pairs
-25-4	1,2,4,5	HL	AL	54,972	59,000	19,500	↑ LO1G	2,001	4 pairs	
-50-4				54,985	59,013		↓ LO1G			
-75-4										
-100-4	3	FL	AL	54,972	59,000	25,900	↑ LO1G	2,001	1 pair	
-125-4				54,985	59,013		↓ LO1G			
430302-00-4										4 pairs
-25-4	1-4	PL	AL	42,971	46,000	16,600	↑ LO1	1,497		
-50-4				42,987	46,012		↓ LO1			
-75-4										
-100-4										
-125-4										

79,000 mm

20

16 NZR , 16 SV , A 16 XER , B 16 LES , B 16 XER , C 16 LZ , C 16 NZ , C 16 SEI , C 16 SEL , C 16 SE , C 16 XE , E 16 NZ , E 16 SE , X 16 SZR , X 16 SZ , X 16 XEL , X 16 XE , Y 16 XE , Z 16 SE , Z 16 XE1 , Z 16 XEP , Z 16 XER , Z 16 XE , Z 16 YNG ,

400301-00-4 *										5 pairs
-25-4	1,2,4,5	HL	AL	54,972	59,000	19,500	↑ LO1G	2,001	4 pairs	
-50-4				54,985	59,013		↓ LO1G			
-75-4										
-100-4	3	FL	AL	54,972	59,000	25,900	↑ LO1G	2,001	1 pair	
-125-4				54,985	59,013		↓ LO1G			
430302-00-4										4 pairs
-25-4	1-4	PL	AL	42,971	46,000	16,600	↑ LO1	1,497		
-50-4				42,987	46,012		↓ LO1			
-75-4										
-100-4										
-125-4										

79,000 mm

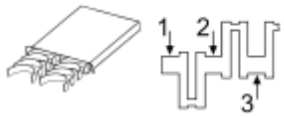
21

A 17 DTJ , A 17 DTR , Z 17 DTJ ,

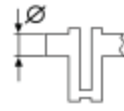
403505-00-4										5 pairs
-25-4	1-5	HL	AL	51,918	55,976	15,400	↑ LO1G	2,000		
-50-4				51,938	56,000		↓ L			
433507-00-4										4 pairs
-25-4	1-4	PL	AL	45,936	48,976	16,700	↑ L	1,500		
-50-4				45,956	49,000		↓ L			
433525-00-4										4 pairs
	1-4	PL								



79,000 mm							22		
17 D (4EE1), 17 DT (TC4EE1), 17 TD, A 17 DTC, A 17 DTE, A 17 DTF, A 17 DTI, A 17 DTL, A 17 DTN, A 17 DTS, A 17 DT, X 17 D (4EE1), Y 17 DTL, Y 17 DT, Z 17 DTH, Z 17 DTL, Z 17 DTR, Z 17 DT,									
403505-00-4							5 pairs		
-25-4	1-5	HL	AL	51,918	55,976	15,400	↑ LO1G	2,000	
-50-4				51,938	56,000		↓ L		
433507-00-4							4 pairs		
-25-4	1-4	PL	AL	45,936	48,976	16,700	↑ L	1,500	
-50-4				45,956	49,000		↓ L		
79,000 mm							23		
A 16 LEL, A 16 LER, A 16 LES, A 16 LET, A 16 SHT, A 16 XHT, A 16 XNT, B 16 LER, B 16 XNT, Y 16 YNG, Z 16 LEL, Z 16 LER, Z 16 LET, Z 16 XNT,									
400301-00-4 *							5 pairs		
-25-4	1,2,4,5	HL	AL	54,972	59,000	19,500	↑ LO1G	2,001	4 pairs
-50-4				54,985	59,013		↓ LO1G		
-75-4									
-100-4	3	FL	AL	54,972	59,000	25,900	↑ LO1G	2,001	1 pair
-125-4				54,985	59,013		↓ LO1G		
79,000 mm							24		
X 17 DT (TC4EE1), X 17 DT,									
403505-00-4							5 pairs		
-25-4	1-5	HL	AL	51,918	55,976	15,400	↑ LO1G	2,000	
-50-4				51,938	56,000		↓ L		
79,700 mm							25		
B 16 DTH, B 16 DTL,									
403521-00-4							6 pairs		
	1,2,4,5	HL	AL		57,600	19,901	↑ LO2G	2,268	4 pairs
					57,600		↓ L		
	3	HL	AL	0,000	57,600	21,100	↑ LO2G	2,268	1 pair
				0,000	57,600		↓ L		
	3	AS	AL	59,599	82,499	0,000	↑ G	2,050	1 pair
				59,599	82,499		↓ G		
433524-00-4							4 pairs		
	1-4	PL	CU3 PY		53,035	19,299	↑ L	1,481	
					53,035		↓ L		
80,000 mm							26		
F8Q 600, F8Q 606,									
403803-00-4							5 pairs		
-25-4	1-5	HL	AL	54,785	58,731	18,500	↑ O2G	1,954	
-50-4				54,795	58,744		↓		
-75-4									
413803-00-1							1 pair		
-10-1		AS	AL	60,500	79,750		↑ G	2,350	
-15-1				60,750	80,000		↓ G		
433521-00-4							4 pairs		
-25-4	1-4	PL	AL	48,000	51,587	20,500		1,776	
-50-4				48,020	51,606				
443803-00-4							4 pairs		
	1-4	PB	CU2	24,005	26,000	24,750	↑ O1	1,210	
				24,012	26,021		↓		
80,000 mm							27		
R9M 408									
403820-00-4							5 pairs		
-25-4	1-5	HL	AL	51,485	55,497	16,500	↑ O2G	1,980	
-50-4				51,500	55,511		↓		



Type



80,000 mm

28

R9M 415

433830-00-4

4 pairs

-25-4	1-4	PL	CU3 PY	47,975	51,587	20,500		1,770
-50-4			↓ AL	47,990	51,606			

80,000 mm

29

F9Q 760 , F9Q 762 , F9Q 770 , F9Q 774 ,

403803-00-4

5 pairs

-25-4	1-5	HL	AL	54,785	58,731	18,500	↑ O2G	1,954
-50-4				54,795	58,744		↓	
-75-4								

413803-00-1

1 pair

-10-1		AS	AL	60,500	79,750		↑ G	2,350
-15-1				60,750	80,000		↓ G	

433521-00-4

4 pairs

-25-4	1-4	PL	AL	48,000	51,587	20,500		1,776
-50-4				48,020	51,606			

80,000 mm

30

U 25 DT , X 25 DT , X 25 TD , Y 25 DT , Y 25 TD ,

400701-00-6 *

7 pairs

-25-6	1,2,3,4,5,7	HL	AL	59,971	65,000	20,000	↑ LO2G	2,498	6 pairs
-50-6				59,990	65,019		↓ L		
	6	FL	AL	59,971	65,000	24,940	↑ LO2G	2,498	1 pair
				59,990	65,019		↓ L		

430703-00-6

6 pairs

-25-6	1-6	PL	CU3	44,975	48,000	18,000	↑ L	1,497
-50-6				44,991	48,016		↓ L	

80,000 mm

31

16 DA , 16 D , 16 N ,

403506-00-4 *

5 pairs

-25-4	1,2,4,5	HL	AL	57,982	62,000	19,500	↑ LO1G	1,995	4 pairs
-50-4				57,995	62,013		↓ LO1G		
	3	FL	AL	57,982	62,000	25,910	↑ LO1G	1,995	1 pair
				57,995	62,013		↓ LO1G		

433501-00-4

4 pairs

-25-4	1-4	PL	CU3	48,971	52,000	19,300	↑ LO1	1,500
-50-4				48,987	52,012		↓ L	

433502-00-4

4 pairs

-25-4	1-4	PL	CU3	48,971	52,000	19,300	↑ LO1	1,500
-50-4				48,987	52,012		↓ L	

80,000 mm

32

25 DT

430703-00-6

6 pairs

-25-6	1-6	PL	CU3	44,975	48,000	18,000	↑ L	1,497
-50-6				44,991	48,016		↓ L	

80,000 mm

33

F9Q 772

413803-00-1

1 pair

-10-1		AS	AL	60,500	79,750		↑ G	2,350
-15-1				60,750	80,000		↓ G	

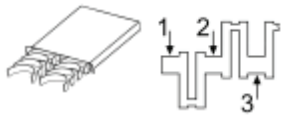
433521-00-4

4 pairs

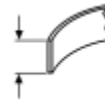
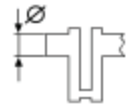
-25-4	1-4	PL	AL	48,000	51,587	20,500		1,776
-50-4				48,020	51,606			



80,000 mm										34
R9M 413 , R9M 450 , R9M 452 ,										
403820-00-4 5 pairs										
-25-4	1-5	HL	AL	51,485	55,497	16,500	↑	O2G	1,980	
-50-4				51,500	55,511		↓			
433830-00-4 4 pairs										
-25-4	1-4	PL	CU3 PY	47,975	51,587	20,500			1,770	
-50-4			↓AL	47,990	51,606					
80,500 mm										35
A 18 XEL , A 18 XER , B 18 XER , X 18 XE1 , Z 18 XEL , Z 18 XEP , Z 18 XER , Z 18 XE ,										
400301-00-4 * 5 pairs										
-25-4	1,2,4,5	HL	AL	54,972	59,000	19,500	↑	LO1G	2,001	4 pairs
-50-4				54,985	59,013		↓	LO1G		
-75-4										
-100-4	3	FL	AL	54,972	59,000	25,900	↑	LO1G	2,001	1 pair
-125-4				54,985	59,013		↓	LO1G		
430302-00-4 4 pairs										
-25-4	1-4	PL	AL	42,971	46,000	16,600	↑	LO1	1,497	
-50-4				42,987	46,012		↓	LO1		
-75-4										
-100-4										
-125-4										
81,600 mm										36
C 18 XEL , C 18 XE , X 18 XE ,										
403506-00-4 * 5 pairs										
-25-4	1,2,4,5	HL	AL	57,982	62,000	19,500	↑	LO1G	1,995	4 pairs
-50-4				57,995	62,013		↓	LO1G		
	3	FL	AL	57,982	62,000	25,910	↑	LO1G	1,995	1 pair
				57,995	62,013		↓	LO1G		
433501-00-4 4 pairs										
-25-4	1-4	PL	CU3	48,971	52,000	19,300	↑	LO1	1,500	
-50-4				48,987	52,012		↓	L		
82,000 mm										37
Z 19 DTH , Z 19 DTJ , Z 19 DTL , Z 19 DT ,										
403507-00-4 5 pairs										
	1-5	HL	CU3	59,986	63,705	20,750	↑	LO2G	1,844	
				60,000	63,718		↓	L		
403515-00-4 5 pairs										
-25-4	1-5	HL	AL	59,986	63,705	20,750	↑	LO2G	1,844	
-50-4				60,000	63,718		↓	L		
412004-00-1 1 pair										
-10-1	1	AS	AL	67,785	82,425		↑	G	2,485	
-15-1				68,040	85,677		↓	G		
82,500 mm										38
17 D										
403505-00-4 5 pairs										
-25-4	1-5	HL	AL	51,918	55,976	15,400	↑	LO1G	2,000	
-50-4				51,938	56,000		↓	L		
403506-00-4 * 5 pairs										
-25-4	1,2,4,5	HL	AL	57,982	62,000	19,500	↑	LO1G	1,995	4 pairs
-50-4				57,995	62,013		↓	LO1G		
	3	FL	AL	57,982	62,000	25,910	↑	LO1G	1,995	1 pair
				57,995	62,013		↓	LO1G		
433501-00-4 4 pairs										
-25-4	1-4	PL	CU3	48,971	52,000	19,300	↑	LO1	1,500	
-50-4				48,987	52,012		↓	L		



Type



82,500 mm

39

17 DR

403506-00-4 *										5 pairs
-25-4	1,2,4,5	HL	AL	57,982	62,000	19,500	↑ LO1G	1,995	4 pairs	
-50-4				57,995	62,013		↓ LO1G			
	3	FL	AL	57,982	62,000	25,910	↑ LO1G	1,995	1 pair	
				57,995	62,013		↓ LO1G			
433501-00-4										4 pairs
-25-4	1-4	PL	CU3	48,971	52,000	19,300	↑ LO1	1,500		
-50-4				48,987	52,012		↓ L			

82,500 mm

40

X 17 DTL

403506-00-4 *										5 pairs
-25-4	1,2,4,5	HL	AL	57,982	62,000	19,500	↑ LO1G	1,995	4 pairs	
-50-4				57,995	62,013		↓ LO1G			
	3	FL	AL	57,982	62,000	25,910	↑ LO1G	1,995	1 pair	
				57,995	62,013		↓ LO1G			
403516-00-4 *										5 pairs
-25-4	1,2,4,5	HL	AL	57,974	62,000	19,500	↑ LO2G	2,001	4 pairs	
-50-4				57,995	62,013		↓ LO2G			
-75-4	3	FL	AL	57,974	62,000	25,910	↑ LO2G	2,001	1 pair	
				57,995	62,013		↓ LO2G			
433516-00-4										4 pairs
-25-4	1-4	PL	CU3	48,971	52,000	19,300	↑ L	1,510		
-50-4				48,987	52,012		↓ L			
-75-4										

82,700 mm

41

F4R 720 , F4R 820 ,

403803-00-4										5 pairs
-25-4	1-5	HL	AL	54,785	58,731	18,500	↑ O2G	1,954		
-50-4				54,795	58,744		↓			
-75-4										
413803-00-1										1 pair
-10-1		AS	AL	60,500	79,750		↑ G	2,350		
-15-1				60,750	80,000		↓ G			
433521-00-4										4 pairs
-25-4	1-4	PL	AL	48,000	51,587	20,500		1,776		
-50-4				48,020	51,606					

83,000 mm

42

A 20 DTC , A 20 DTE , A 20 DTH , A 20 DTJ , A 20 DTL , A 20 DTR , A 20 DT , B 20 DTH , D 20 DTR , Y 20 DTJ ,

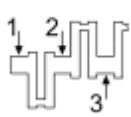
412004-00-1										1 pair
-10-1	1	AS	AL	67,785	82,425		↑ G	2,485		
-15-1				68,040	85,677		↓ G			

83,000 mm

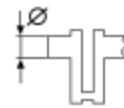
43

16 SH

403506-00-4 *										5 pairs
-25-4	1,2,4,5	HL	AL	57,982	62,000	19,500	↑ LO1G	1,995	4 pairs	
-50-4				57,995	62,013		↓ LO1G			
	3	FL	AL	57,982	62,000	25,910	↑ LO1G	1,995	1 pair	
				57,995	62,013		↓ LO1G			
433501-00-4										4 pairs
-25-4	1-4	PL	CU3	48,971	52,000	19,300	↑ LO1	1,500		
-50-4				48,987	52,012		↓ L			
433502-00-4										4 pairs
-25-4	1-4	PL	CU3	48,971	52,000	19,300	↑ LO1	1,500		
-50-4				48,987	52,012		↓ L			



Type



84,000 mm

44

X 20 DTH , X 20 DTL , X 22 DTH , Y 20 DTH , Y 20 DTL , Y 22 DTH , Y 22 DTR ,

403509-00-4 *										5 pairs
-25-4	1,2,4,5	HL	AL	67,980	72,000	19,500	↑ LO2G	1,995	4 pairs	
-50-4				67,996	72,013		↓ LO1G			
	3	FL	AL	67,980	72,000	25,840	↑ LO2G	1,995	1 pair	
				67,996	72,013		↓ LO1G			
433509-00-4										4 pairs
-25-4	1-4	PL	CU3	48,971	52,000	20,300	↑ L	1,500		
-50-4			↓ AL	48,990	52,012		↓ L			

84,000 mm

45

M9R 630 , M9R 782 , M9R 784 , M9R 786 , M9R 788 ,

403816-00-4										5 pairs
-25-4	1-5	HL	AL	55,985	59,998	19,500	↑ O2G	1,984		
-50-4				56,005	60,011	↓ 17,200	↓			
-75-4										
433821-00-4										4 pairs
-25-4	1-4	PL	AL	51,985	55,600	18,300		1,768		
-50-4				52,000	55,619					
-75-4										
443804-00-4										4 pairs
	1-4	PB	CU3	31,994	34,985	23,700	↑ O1	1,850		
				32,000	35,010		↓			

84,000 mm

46

M9R 780

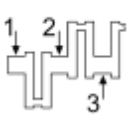
403816-00-4										5 pairs
-25-4	1-5	HL	AL	55,985	59,998	19,500	↑ O2G	1,984		
-50-4				56,005	60,011	↓ 17,200	↓			
-75-4										
413804-00-1										1 pair
-10-1		AS	AL	65,000	84,250		↑ G	2,650		
				65,025	84,500		↓ G			
433821-00-4										4 pairs
-25-4	1-4	PL	AL	51,985	55,600	18,300		1,768		
-50-4				52,000	55,619					
-75-4										
443804-00-4										4 pairs
	1-4	PB	CU3	31,994	34,985	23,700	↑ O1	1,850		
				32,000	35,010		↓			

84,000 mm

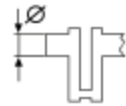
47

M9R 692

403816-00-4										5 pairs
-25-4	1-5	HL	AL	55,985	59,998	19,500	↑ O2G	1,984		
-50-4				56,005	60,011	↓ 17,200	↓			
-75-4										
443804-00-4										4 pairs
	1-4	PB	CU3	31,994	34,985	23,700	↑ O1	1,850		
				32,000	35,010		↓			



Type



84,800 mm

48

18 E , 18 N , 18 SE , 18 S , C 18 NE , E 18 NV , S 18 NV ,

403506-00-4 *										5 pairs
-25-4	1,2,4,5	HL	AL	57,982	62,000	19,500	↑ LO1G	1,995	4 pairs	
-50-4				57,995	62,013		↓ LO1G			
	3	FL	AL	57,982	62,000	25,910	↑ LO1G	1,995	1 pair	
				57,995	62,013		↓ LO1G			
433501-00-4										4 pairs
-25-4	1-4	PL	CU3	48,971	52,000	19,300	↑ LO1	1,500		
-50-4				48,987	52,012		↓ L			
433502-00-4										4 pairs
-25-4	1-4	PL	CU3	48,971	52,000	19,300	↑ LO1	1,500		
-50-4				48,987	52,012		↓ L			

84,800 mm

49

18 NV , 18 SEH , 18 SV , C 18 NZ , E 18 NVR ,

403506-00-4 *										5 pairs
-25-4	1,2,4,5	HL	AL	57,982	62,000	19,500	↑ LO1G	1,995	4 pairs	
-50-4				57,995	62,013		↓ LO1G			
	3	FL	AL	57,982	62,000	25,910	↑ LO1G	1,995	1 pair	
				57,995	62,013		↓ LO1G			
433501-00-4										4 pairs
-25-4	1-4	PL	CU3	48,971	52,000	19,300	↑ LO1	1,500		
-50-4				48,987	52,012		↓ L			

85,000 mm

50

M9T 670 , M9T 676 , M9T 678 , M9T 680 , M9T 690 , M9T 692 , M9T 694 , M9T 870 , M9T 876 ,

403514-00-4										5 pairs
-25-4	1-5	HL	AL	59,985	63,998	17,200	↑ O2G	1,980		
-50-4				60,005	64,011	↓ 19,500	↓			
-75-4										
433514-00-4										4 pairs
-25-4	1-4	PL	CU3	53,000	56,587	19,000		1,781		
-50-4			↓ AL	53,020	56,606					
443804-00-4										4 pairs
	1-4	PB	CU3	31,994	34,985	23,700	↑ O1	1,850		
				32,000	35,010		↓			

85,000 mm

51

M9T 672 , M9T 686 , M9T 696 , M9T 698 , M9T 700 , M9T 702 , M9T 704 , M9T 710 , M9T 880 , M9T 898 ,

403514-00-4										5 pairs
-25-4	1-5	HL	AL	59,985	63,998	17,200	↑ O2G	1,980		
-50-4				60,005	64,011	↓ 19,500	↓			
-75-4										
443804-00-4										4 pairs
	1-4	PB	CU3	31,994	34,985	23,700	↑ O1	1,850		
				32,000	35,010		↓			

85,000 mm

52

16 N (CIH)

403506-00-4 *										5 pairs
-25-4	1,2,4,5	HL	AL	57,982	62,000	19,500	↑ LO1G	1,995	4 pairs	
-50-4				57,995	62,013		↓ LO1G			
	3	FL	AL	57,982	62,000	25,910	↑ LO1G	1,995	1 pair	
				57,995	62,013		↓ LO1G			



Type

85,000 mm

53

D 20 DTH (DW10FC) , D 20 DTH (DW10FD) ,

403701-00-4										5 pairs
-30-4	1-5	HL	AL	59,981	63,731	20,290	↑ LO1G		1,845	
-50-4				60,000	63,750		↓ L			
-80-4										
-100-4										
411101-00-2										2 pairs
-10-2		AS	CU2	67,050	83,050		↑ L G		2,330	
-15-2				67,300	83,300		↓ G			
431106-00-4										4 pairs
-30-4	1-4	PL	CU3	49,984	53,695	20,000	↑ L		1,838	
-50-4			↓ AL	50,000	53,708		↓ L			
-80-4										
-100-4										
441103-00-4										4 pairs
	1-4	PB	CU2	27,997	30,200	24,050	↑ O G		1,300	
				28,000	30,225		↓			

85,000 mm

54

D 20 DTL (DW10FE) , D 20 DTR (DW10FDCU) ,

403701-00-4										5 pairs
-30-4	1-5	HL	AL	59,981	63,731	20,290	↑ LO1G		1,845	
-50-4				60,000	63,750		↓ L			
-80-4										
-100-4										
411101-00-2										2 pairs
-10-2		AS	CU2	67,050	83,050		↑ L G		2,330	
-15-2				67,300	83,300		↓ G			
431106-00-4										4 pairs
-30-4	1-4	PL	CU3	49,984	53,695	20,000	↑ L		1,838	
-50-4			↓ AL	50,000	53,708		↓ L			
-80-4										
-100-4										

85,000 mm

55

M9T 706

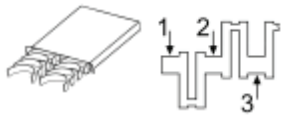
403514-00-4										5 pairs
-25-4	1-5	HL	AL	59,985	63,998	17,200	↑ O2G		1,980	
-50-4				60,005	64,011	↓ 19,500	↓			
-75-4										

86,000 mm

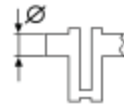
56

X 22 XE , Y 22 XE ,

403506-00-4 *										5 pairs
-25-4	1,2,4,5	HL	AL	57,982	62,000	19,500	↑ LO1G		1,995	4 pairs
-50-4				57,995	62,013		↓ LO1G			
	3	FL	AL	57,982	62,000	25,910	↑ LO1G		1,995	1 pair
				57,995	62,013		↓ LO1G			
403516-00-4 *										5 pairs
-25-4	1,2,4,5	HL	AL	57,974	62,000	19,500	↑ LO2G		2,001	4 pairs
-50-4				57,995	62,013		↓ LO2G			
-75-4	3	FL	AL	57,974	62,000	25,910	↑ LO2G		2,001	1 pair
				57,995	62,013		↓ LO2G			
433501-00-4										4 pairs
-25-4	1-4	PL	CU3	48,971	52,000	19,300	↑ LO1		1,500	
-50-4				48,987	52,012		↓ L			



Type



86,000 mm

57

20 NEJ, 20 NE, 20 SEH, 20 SE, 20 XE, C 20 LET, C 20 NEF, C 20 NEJ, C 20 NE, C 20 XE, C 22 SEL, X 20 SE, X 20 XER, X 20 XEV, X 22 SE, Y 22 SE,

403506-00-4 *										5 pairs
-25-4	1,2,4,5	HL	AL	57,982	62,000	19,500	↑ LO1G	1,995	4 pairs	
-50-4				57,995	62,013		↓ LO1G			
	3	FL	AL	57,982	62,000	25,910	↑ LO1G	1,995	1 pair	
				57,995	62,013		↓ LO1G			
433501-00-4										4 pairs
-25-4	1-4	PL	CU3	48,971	52,000	19,300	↑ LO1	1,500		
-50-4				48,987	52,012		↓ L			

86,000 mm

58

Z 20 LET, Z 22 XE,

403516-00-4 *										5 pairs
-25-4	1,2,4,5	HL	AL	57,974	62,000	19,500	↑ LO2G	2,001	4 pairs	
-50-4				57,995	62,013		↓ LO2G			
-75-4	3	FL	AL	57,974	62,000	25,910	↑ LO2G	2,001	1 pair	
				57,995	62,013		↓ LO2G			

87,000 mm

59

G9T 720, G9T 722, G9T 750,

403818-00-4										5 pairs
-25-4	1-5	HL	AL	57,980	61,668	20,990	↑ LO1G	1,810		
-50-4				58,000	61,681		↓ L			
433825-00-4										4 pairs
-25-4	1-4	PL	CU3	52,971	56,587	20,650		1,782		
-50-4			↓ AL	52,990	56,006					

89,000 mm

60

G9U 630, G9U 632, G9U 650, G9U 720, G9U 724, G9U 730, G9U 750, G9U 754,

403818-00-4										5 pairs
-25-4	1-5	HL	AL	57,980	61,668	20,990	↑ LO1G	1,810		
-50-4				58,000	61,681		↓ L			
433825-00-4										4 pairs
-25-4	1-4	PL	CU3	52,971	56,587	20,650		1,782		
-50-4			↓ AL	52,990	56,006					

93,000 mm

61

4JA1-T, 4JA1,

403510-00-4										5 pairs
-25-4	1-5	HL	AL	59,920	63,987	23,030	↑ LO2G	2,004		
-50-4				59,932	64,000		↓ L			
433505-00-4										4 pairs
-25-4	1-4	PL	AL	52,918	55,984	25,800	↑ L	1,513		
-50-4				52,931	55,999		↓ L			

93,000 mm






62

S8U 758, S8U 770, S8U 780, S8U 782,








401108-00-4										5 pairs
-25-4	1-4	HL	CU3	80,182	84,588	23,800	↑ LO1G	2,164	4 pairs	
-50-4				80,208	84,614		↓ L			
	5	FL	CU3	86,182	90,588	30,950	↑ LO1G	2,164	1 pair	
				86,208	90,614		↓ L			
433807-00-4										4 pairs
-25-4	1-4	PL	CU3	56,520	60,333	24,700	↑ L	1,870		
-50-4				56,535	60,345		↓ L			








93,000 mm										63
S8U 772										
401108-00-4 5 pairs										
-25-4	1-4	HL	CU3	80,182	84,588	23,800	↑ LO1G	2,164	4 pairs	
-50-4				80,208	84,614		↓ L			
	5	FL	CU3	86,182	90,588	30,950	↑ LO1G	2,164	1 pair	
				86,208	90,614		↓ L			
403806-00-4 * 5 pairs										
-25-4	1-4	HL	CU3	76,187	80,586	24,990	↑ LO1G	2,172	4 pairs	
-50-4				76,200	80,607		↓ L			
	5	FL	CU3	76,187	80,586	31,950	↑ LO1G	2,172	1 pair	
				76,200	80,607		↓ L			
433807-00-4 4 pairs										
-25-4	1-4	PL	CU3	56,520	60,333	24,700	↑ L	1,870		
-50-4				56,535	60,345		↓ L			
94,400 mm										64
S9W 702										
433807-00-4 4 pairs										
-25-4	1-4	PL	CU3	56,520	60,333	24,700	↑ L	1,870		
-50-4				56,535	60,345		↓ L			
95,400 mm										65
4 JG2 T										
403504-00-4 5 pairs										
-25-4	1-5	HL	AL	69,916	73,975	23,000	↑ LO2G	2,004		
-50-4				69,931	74,000		↓ L			
413503-00-1 1 pair										
	1	AS	AL	78,000	92,950		↑ G	2,480		
				78,000	92,950		↓ G			
433505-00-4 4 pairs										
-25-4	1-4	PL	AL	52,918	55,984	25,800	↑ L	1,513		
-50-4				52,931	55,999		↓ L			
95,400 mm										66
4 JG2TC										
403504-00-4 5 pairs										
-25-4	1-5	HL	AL	69,916	73,975	23,000	↑ LO2G	2,004		
-50-4				69,931	74,000		↓ L			
403520-00-4 5 pairs										
-25-4	1-5	HL	AL	69,932	74,000	23,030	↑ LO2G	2,000		
-50-4				69,932	74,000		↓ L			
413503-00-1 1 pair										
	1	AS	AL	78,000	92,950		↑ G	2,480		
				78,000	92,950		↓ G			
433505-00-4 4 pairs										
-25-4	1-4	PL	AL	52,918	55,984	25,800	↑ L	1,513		
-50-4				52,931	55,999		↓ L			








			ccm		kW		1 POS
140 (142, 144) 2.0 S	B 20 F	09.72 - 08.75	1998	B	85 kW	1406	17
140 (142, 144) 2.0 S	B 20 F	09.72 - 08.75	1998	B	85 kW	1406	17
140 Kombi (145) 2.0 S	B 20 F	09.73 - 02.75	1998	B	85 kW	1406	17
140 Kombi (145) 2.0 S	B 20 F	09.73 - 02.75	1998	B	85 kW	1406	17
240 (P242, P244) 2.0	B 200 E	09.84 - 12.93	1986	B	89 kW	1408	23
240 (P242, P244) 2.0	B 200 F	01.90 - 12.93	1986	B	82 kW	1408	23
240 (P242, P244) 2.0	B 200 K	08.84 - 12.89	1986	B	76 kW	1408	23
240 (P242, P244) 2.3 i Cat	B 230 F	09.84 - 12.93	2316	B	85 kW	1408	27
240 (P242, P244) 2.3	B 230 A	05.83 - 07.86	2316	B	81 kW	1408	26
240 (P242, P244) 2.3	B 230 E	03.83 - 08.93	2316	B	96 kW	1408	26
240 (P242, P244) 2.3	B 230 F	09.80 - 07.87	2316	B	83 kW	1408	27
240 (P242, P244) 2.3	B 230 F	09.81 - 12.83	2316	B	84 kW	1408	27
240 (P242, P244) 2.3	B 230 K	08.86 - 12.88	2316	B	85 kW	1408	27
240 Kombi (P245) 2.0	B 200 E	08.83 - 07.93	1986	B	86 kW	1408	23
240 Kombi (P245) 2.0	B 200 F	01.85 - 12.93	1986	B	82 kW	1408	23
240 Kombi (P245) 2.0	B 200 K	08.84 - 12.89	1986	B	76 kW	1408	23
240 Kombi (P245) 2.3 Cat	B 230 F	08.91 - 12.93	2316	B	100 kW	1408	27
240 Kombi (P245) 2.3 i Cat	B 230 F	09.84 - 08.93	2316	B	85 kW	1408	27
240 Kombi (P245) 2.3	B 230 A	08.84 - 07.86	2316	B	81 kW	1408	26
240 Kombi (P245) 2.3	B 230 E	03.83 - 08.93	2316	B	96 kW	1408	26
240 Kombi (P245) 2.3	B 230 F	08.86 - 07.87	2316	B	83 kW	1408	27
240 Kombi (P245) 2.3	B 230 F	09.81 - 12.82	2316	B	84 kW	1408	27
240 Kombi (P245) 2.3	B 230 K	08.86 - 12.88	2316	B	85 kW	1408	27
340-360 (343, 345) 1.3	B 13	01.89 - 12.90	1289	B	49 kW	1403	3
340-360 (343, 345) 1.4	B 14.3 E	08.79 - 07.83	1397	B	47 kW	1404	7
340-360 (343, 345) 1.4	B 14.3 E	08.82 - 08.85	1397	B	46 kW	1404	7
340-360 (343, 345) 1.4	B 14.4 S	08.75 - 07.83	1397	B	51 kW	1404	7
340-360 (343, 345) 1.4	B 14.4 S	08.83 - 07.86	1397	B	52 kW	1404	7
340-360 (343, 345) 1.4	B 14.4 S	08.86 - 12.88	1397	B	50 kW	1404	7
340-360 (343, 345) 1.4	B 14.4 S	08.87 - 07.88	1397	B	51 kW	1404	7
340-360 (343, 345) 1.6 Diesel	D 16	08.84 - 07.91	1596	D	40 kW	1404	8
340-360 (343, 345) 1.7	B 17.2 K	08.85 - 07.91	1721	B	59 kW	1405	12
340-360 (343, 345) 2.0	B 200 E	08.86 - 07.88	1986	B	82 kW	1408	23
340-360 (343, 345) 2.0	B 200 E	08.84 - 07.86	1986	B	87 kW	1408	23
340-360 (343, 345) 2.0	B 200 F	08.88 - 07.89	1986	B	80 kW	1408	23
340-360 (343, 345) 2.0	B 200 F	08.86 - 07.88	1986	B	82 kW	1408	23
340-360 (343, 345) 2.0	B 200 F	08.87 - 07.88	1986	B	81 kW	1408	23
340-360 (343, 345) 2.0	B 200 K	08.80 - 07.83	1986	B	70 kW	1408	23
340-360 (343, 345) 2.0	B 200 K	08.84 - 07.87	1986	B	77 kW	1408	23
340-360 Stufenheck (344) 1.3	B 13	01.89 - 12.90	1289	B	49 kW	1403	3
340-360 Stufenheck (344) 1.4	B 14.3 E	01.83 - 12.86	1397	B	46 kW	1404	7
340-360 Stufenheck (344) 1.4	B 14.4 S	08.86 - 12.88	1397	B	50 kW	1404	7
340-360 Stufenheck (344) 1.4	B 14.4 S	08.87 - 07.88	1397	B	51 kW	1404	7
340-360 Stufenheck (344) 1.4	B 14.4 S	08.83 - 07.86	1397	B	53 kW	1404	7
340-360 Stufenheck (344) 1.6 Diesel	D 16	08.84 - 07.91	1596	D	40 kW	1404	8
340-360 Stufenheck (344) 1.7	B 17.2 K	08.85 - 07.91	1721	B	59 kW	1405	12
340-360 Stufenheck (344) 2.0	B 200 EA	08.86 - 07.88	1986	B	82 kW	1408	23
340-360 Stufenheck (344) 2.0	B 200 EA	08.87 - 07.88	1986	B	81 kW	1408	23
340-360 Stufenheck (344) 2.0	B 200 E	08.84 - 07.86	1986	B	85 kW	1408	23
340-360 Stufenheck (344) 2.0	B 200 E	08.84 - 07.86	1986	B	87 kW	1408	23
340-360 Stufenheck (344) 2.0	B 200 F	08.88 - 07.89	1986	B	80 kW	1408	23
340-360 Stufenheck (344) 2.0	B 200 K	08.84 - 07.90	1986	B	75 kW	1408	23
340-360 Stufenheck (344) 2.0	B 200 K	08.84 - 07.87	1986	B	77 kW	1408	23
440 (445) 1.7 Turbo	B 18 FT	08.88 - 07.96	1721	B	88 kW	1406	13
440 (445) 1.7 Turbo	B 18 FT	01.91 - 12.96	1721	B	90 kW	1406	13
440 (445) 1.7	B 18 EP	09.88 - 12.96	1721	B	78 kW	1406	13
440 (445) 1.7	B 18 EP	09.88 - 08.89	1721	B	80 kW	1406	13
440 (445) 1.7	B 18 FP	08.89 - 12.96	1721	B	75 kW	1406	13
440 (445) 1.7	B 18 F	08.88 - 07.89	1721	B	70 kW	1405	12
440 (445) 1.7	B 18 KD	09.88 - 08.92	1721	B	58 kW	1405	12
440 (445) 1.7	B 18 KP	09.88 - 12.96	1721	B	64 kW	1406	13
440 (445) 1.7	B 18 KP	09.88 - 08.89	1721	B	60 kW	1406	13








							
440 (445) 1.7	B 18 K	09.88 - 08.89	1721	B	60 kW	1406	13
440 (445) 1.8	B 18 U	08.91 - 07.96	1794	B	66 kW	1406	17
440 (445) 1.8	B 18 U	09.95 - 12.96	1794	B	66 kW	1406	17
440 (445) 1.9 Turbo-Diesel	D 19 T	07.94 - 12.96	1870	D	66 kW	1405	11
440 (445) 2.0	B 20 F	08.92 - 07.95	1998	B	81 kW	1406	17
440 (445) 2.0	B 20 F	08.93 - 07.96	1998	B	80 kW	1406	17
460 (464) 1.7 Turbo	B 18 FT	08.89 - 07.96	1721	B	88 kW	1406	13
460 (464) 1.7 Turbo	B 18 FT	04.89 - 07.96	1721	B	90 kW	1406	13
460 (464) 1.7	B 18 EP	08.89 - 07.92	1721	B	75 kW	1406	13
460 (464) 1.7	B 18 E	08.89 - 07.92	1721	B	80 kW	1406	13
460 (464) 1.7	B 18 KD	09.89 - 08.91	1721	B	58 kW	1405	12
460 (464) 1.7	B 18 KP	09.90 - 07.96	1721	B	66 kW	1406	13
460 (464) 1.7	B 18 KP	09.88 - 07.96	1721	B	64 kW	1406	13
460 (464) 1.8	B 18 U	08.91 - 07.96	1794	B	66 kW	1406	17
460 (464) 1.9 Turbo-Diesel	D 19 T	07.94 - 07.96	1870	D	66 kW	1405	11
460 (464) 2.0	B 20 F	08.92 - 07.95	1998	B	81 kW	1406	17
460 (464) 2.0	B 20 F	09.92 - 12.96	1998	B	80 kW	1406	17
480 (482) 1.7 Turbo	B 18 FT	08.87 - 07.96	1721	B	88 kW	1406	13
480 (482) 1.7 Turbo	B 18 FT	01.91 - 07.96	1721	B	90 kW	1406	13
480 (482) 1.7	B 18 EP	08.89 - 07.96	1721	B	75 kW	1406	13
480 (482) 1.7	B 18 E	08.86 - 07.88	1721	B	80 kW	1406	13
480 (482) 1.7	B 18 E	04.86 - 07.89	1721	B	78 kW	1406	13
480 (482) 1.7	B 18 F	08.87 - 07.89	1721	B	70 kW	1405	12
480 (482) 2.0	B 20 F	08.92 - 09.95	1998	B	81 kW	1406	17
66 (31, 36) DL 1.1	B 11	08.75 - 08.78	1108	B	33 kW	1403	2
66 (31, 36) GL 1.3	B 130	08.75 - 08.78	1289	B	42 kW	1403	3
66 Kombi (64) DL 1.1	B 11	10.75 - 11.79	1108	B	33 kW	1403	2
66 Kombi (64) GL 1.3	B 130	10.75 - 11.79	1289	B	42 kW	1403	3
740 (744) 2.0 GLE	B 204 E	09.87 - 08.90	1986	B	103 kW	1408	23
740 (744) 2.0 Turbo	B 200 FT	09.90 - 08.91	1986	B	114 kW	1408	23
740 (744) 2.0	B 200 ET	01.84 - 08.90	1986	B	118 kW	1408	23
740 (744) 2.0	B 200 ET	01.85 - 12.85	1986	B	120 kW	1408	23
740 (744) 2.0	B 200 E	01.87 - 08.88	1986	B	86 kW	1408	23
740 (744) 2.0	B 200 F	09.90 - 08.92	1986	B	82 kW	1408	23
740 (744) 2.0	B 200 G	08.85 - 07.92	1986	B	89 kW	1408	23
740 (744) 2.0	B 200 K	09.88 - 08.90	1986	B	76 kW	1408	23
740 (744) 2.0	B 204 FTE	09.90 - 08.92	1986	B	147 kW	1408	23
740 (744) 2.3 Turbo	B 230 ET	08.85 - 12.88	2316	B	134 kW	1408	27
740 (744) 2.3 Turbo	B 230 FT	08.86 - 07.89	2316	B	115 kW	1408	27
740 (744) 2.3 Turbo	B 230 FT	09.84 - 07.90	2316	B	121 kW	1408	27
740 (744) 2.3 Turbo	B 230 FT	08.89 - 07.90	2316	B	140 kW	1408	27
740 (744) 2.3 Turbo	B 230 FT	09.89 - 08.91	2316	B	125 kW	1408	27
740 (744) 2.3 Turbo	B 230 GT	09.89 - 08.91	2316	B	125 kW	1408	27
740 (744) 2.3	B 230 A	08.84 - 07.86	2316	B	82 kW	1408	26
740 (744) 2.3	B 230 E	09.83 - 12.92	2316	B	96 kW	1408	26
740 (744) 2.3	B 230 FB	09.83 - 12.92	2316	B	96 kW	1408	27
740 (744) 2.3	B 230 F	09.85 - 12.89	2316	B	83 kW	1408	27
740 (744) 2.3	B 230 F	08.84 - 08.90	2316	B	84 kW	1408	27
740 (744) 2.3	B 230 F	09.84 - 07.92	2316	B	85 kW	1408	27
740 (744) 2.3	B 230 K	10.84 - 07.88	2316	B	86 kW	1408	27
740 (744) 2.3	B 234 F	08.88 - 12.92	2316	B	114 kW	1408	27
740 (744) 2.3	B 234 F	08.87 - 07.89	2316	B	117 kW	1408	27
740 (744) 2.3	B 234 F	08.88 - 08.92	2316	B	111 kW	1408	27
740 Kombi (745) 2.0 16V	B 204 E	09.87 - 08.90	1986	B	100 kW	1408	23
740 Kombi (745) 2.0 GLE	B 204 E	09.87 - 08.90	1986	B	103 kW	1408	23
740 Kombi (745) 2.0 Turbo	B 200 ET	09.87 - 08.90	1986	B	115 kW	1408	23
740 Kombi (745) 2.0 Turbo	B 200 ET	05.85 - 08.87	1986	B	121 kW	1408	23
740 Kombi (745) 2.0 Turbo	B 200 ET	05.85 - 08.87	1986	B	118 kW	1408	23
740 Kombi (745) 2.0 Turbo	B 200 FT	09.90 - 08.91	1986	B	114 kW	1408	23
740 Kombi (745) 2.0	B 200 E	08.85 - 07.92	1986	B	89 kW	1408	23
740 Kombi (745) 2.0	B 200 E	01.87 - 08.88	1986	B	86 kW	1408	23
740 Kombi (745) 2.0	B 200 F	08.89 - 07.91	1986	B	82 kW	1408	23








			ccm		kw		1 POS
740 Kombi (745) 2.0	B 200 G	08.85 - 07.92	1986	B	89 kW	1408	23
740 Kombi (745) 2.0	B 200 K	09.88 - 08.90	1986	B	76 kW	1408	23
740 Kombi (745) 2.0	B 204 FTE	09.90 - 08.92	1986	B	147 kW	1408	23
740 Kombi (745) 2.3 GL	B 230 E	08.84 - 08.87	2316	B	89 kW	1408	26
740 Kombi (745) 2.3 Turbo	B 230 ET	08.85 - 07.88	2316	B	134 kW	1408	27
740 Kombi (745) 2.3 Turbo	B 230 FT	08.86 - 07.89	2316	B	115 kW	1408	27
740 Kombi (745) 2.3 Turbo	B 230 FT	09.88 - 12.90	2316	B	121 kW	1408	27
740 Kombi (745) 2.3 Turbo	B 230 FT	08.89 - 07.90	2316	B	140 kW	1408	27
740 Kombi (745) 2.3 Turbo	B 230 FT	09.89 - 08.91	2316	B	125 kW	1408	27
740 Kombi (745) 2.3 Turbo	B 230 GT	09.88 - 12.90	2316	B	121 kW	1408	27
740 Kombi (745) 2.3 Turbo	B 230 GT	09.89 - 08.91	2316	B	125 kW	1408	27
740 Kombi (745) 2.3	B 230 A	08.85 - 07.86	2316	B	82 kW	1408	26
740 Kombi (745) 2.3	B 230 E	08.85 - 07.88	2316	B	96 kW	1408	26
740 Kombi (745) 2.3	B 230 FB	07.90 - 12.92	2316	B	96 kW	1408	27
740 Kombi (745) 2.3	B 230 F	08.85 - 12.89	2316	B	83 kW	1408	27
740 Kombi (745) 2.3	B 230 F	09.84 - 07.92	2316	B	85 kW	1408	27
740 Kombi (745) 2.3	B 230 F	01.88 - 10.90	2316	B	87 kW	1408	27
740 Kombi (745) 2.3	B 230 K	09.85 - 08.90	2316	B	84 kW	1408	27
740 Kombi (745) 2.3	B 234 F	08.88 - 07.90	2316	B	114 kW	1408	27
740 Kombi (745) 2.3	B 234 F	08.87 - 07.89	2316	B	117 kW	1408	27
740 Kombi (745) 2.3	B 234 F	07.89 - 08.92	2316	B	111 kW	1408	27
760 (704, 764) 2.3 Turbo	B 230 ET	08.84 - 10.88	2316	B	134 kW	1408	27
760 (704, 764) 2.3 Turbo	B 230 FT	09.87 - 08.90	2316	B	115 kW	1408	27
760 (704, 764) 2.3	B 230 ET	08.84 - 08.87	2316	B	130 kW	1408	27
760 (704, 764) 2.3	B 230 FT	09.84 - 07.92	2316	B	121 kW	1408	27
760 (704, 764) 2.3	B 230 K	08.84 - 08.87	2316	B	84 kW	1408	27
760 Kombi (704, 765) 2.3 Turbo	B 230 ET	08.84 - 08.90	2316	B	134 kW	1408	27
760 Kombi (704, 765) 2.3 Turbo	B 230 FT	09.87 - 08.90	2316	B	115 kW	1408	27
760 Kombi (704, 765) 2.3	B 230 FT	09.83 - 12.90	2316	B	121 kW	1408	27
760 Kombi (704, 765) 2.3	B 230 K	08.84 - 08.87	2316	B	84 kW	1408	27
780 (782) 2.3	B 230 FT	09.88 - 07.90	2316	B	121 kW	1408	27
780 (782) 2.3	B 230 FT	04.86 - 11.90	2316	B	138 kW	1408	27
850 (854) 2.0 Turbo	B 5204 FT	08.93 - 12.96	1984	B	155 kW	1406	15
850 (854) 2.0 Turbo	B 5204 T2	09.93 - 10.96	1984	B	132 kW	1406	15
850 (854) 2.0 Turbo	B 5204 T	08.93 - 12.96	1984	B	155 kW	1406	15
850 (854) 2.0	B 5202 S	08.94 - 12.96	1984	B	93 kW	1406	14
850 (854) 2.0	B 5204 F	06.91 - 12.96	1984	B	105 kW	1406	14
850 (854) 2.3 Turbo R	B 5234 T5	06.95 - 10.96	2319	B	177 kW	1406	15
850 (854) 2.3 Turbo R	B 5234 T5	09.94 - 10.97	2319	B	179 kW	1406	15
850 (854) 2.3 Turbo	B 5234 FT	09.93 - 12.94	2319	B	170 kW	1406	15
850 (854) 2.3	B 5234 FS	01.96 - 10.96	2319	B	106 kW	1406	14
850 (854) 2.4 GLE	B 5254 T	09.93 - 10.97	2435	B	142 kW	1407	20
850 (854) 2.4	B 5252 FS	04.93 - 12.96	2435	B	106 kW	1407	19
850 (854) 2.4	B 5252	06.91 - 10.95	2435	B	103 kW	1407	19
850 (854) 2.4	B 5254 S	08.91 - 10.97	2435	B	125 kW	1407	19
850 (854) T5 R	B 5234 T2	04.96 - 10.96	2319	B	176 kW	1406	15
850 (854) T5-R	B 5234 T4	04.93 - 12.96	2319	B	184 kW	1406	15
850 (854) T5	B 5234 FT	04.93 - 10.97	2319	B	166 kW	1406	15
850 Kombi (855) 2.0 Turbo	B 5204 FT	02.93 - 12.96	1984	B	155 kW	1406	15
850 Kombi (855) 2.0 Turbo	B 5204 T2	09.93 - 10.97	1984	B	132 kW	1406	15
850 Kombi (855) 2.0 Turbo	B 5204 T	02.93 - 12.96	1984	B	155 kW	1406	15
850 Kombi (855) 2.0	B 5202 S	08.94 - 12.96	1984	B	93 kW	1406	14
850 Kombi (855) 2.0	B 5204 F	02.93 - 12.96	1984	B	105 kW	1406	14
850 Kombi (855) 2.3 Turbo R	B 5234 T5	06.95 - 10.97	2319	B	177 kW	1406	15
850 Kombi (855) 2.3 Turbo R	B 5234 T5	09.94 - 10.97	2319	B	179 kW	1406	15
850 Kombi (855) 2.3	B 5234 FS	01.96 - 10.96	2319	B	106 kW	1406	14
850 Kombi (855) 2.3	B 5234 FT	09.93 - 12.94	2319	B	170 kW	1406	15
850 Kombi (855) 2.4 AWD	B 5254 T	04.96 - 12.96	2435	B	142 kW	1407	20
850 Kombi (855) 2.4 GLE	B 5254 T	09.93 - 10.97	2435	B	142 kW	1407	20
850 Kombi (855) 2.4	B 5252 FS	04.93 - 12.96	2435	B	106 kW	1407	19
850 Kombi (855) 2.4	B 5252 FS	09.93 - 12.94	2435	B	104 kW	1407	19
850 Kombi (855) 2.4	B 5252	08.92 - 07.97	2435	B	103 kW	1407	19








							
850 Kombi (855) 2.4	B 5254 S	09.92 - 10.97	2435	B	125 kW	1407	19
850 Kombi (855) T5 R	B 5234 T2	04.96 - 10.96	2319	B	176 kW	1406	15
850 Kombi (855) T5-R	B 5234 T4	04.93 - 12.96	2319	B	184 kW	1406	15
850 Kombi (855) T5	B 5234 FT	02.93 - 10.97	2319	B	166 kW	1406	15
940 (944) 2.0 GL	B 204 E	09.90 - 04.92	1986	B	103 kW	1408	23
940 (944) 2.0 Turbo	B 200 FT	08.90 - 12.94	1986	B	114 kW	1408	23
940 (944) 2.0	B 200 E	09.90 - 09.93	1986	B	89 kW	1408	23
940 (944) 2.0	B 200 F	01.92 - 07.94	1986	B	82 kW	1408	23
940 (944) 2.0	B 200 G	09.90 - 09.93	1986	B	89 kW	1408	23
940 (944) 2.0	B 204 FT	09.90 - 09.93	1986	B	102 kW	1408	23
940 (944) 2.3 Turbo	B 230 FT+	08.91 - 07.93	2316	B	140 kW	1408	27
940 (944) 2.3 Turbo	B 230 FT	08.90 - 07.94	2316	B	121 kW	1408	27
940 (944) 2.3	B 230 FB	08.90 - 12.94	2316	B	96 kW	1408	27
940 (944) 2.3	B 230 FD	09.91 - 07.94	2316	B	85 kW	1408	27
940 (944) 2.3	B 230 FK	05.91 - 03.95	2316	B	99 kW	1408	27
940 (944) 2.3	B 230 FT	09.90 - 09.93	2316	B	118 kW	1408	27
940 (944) 2.3	B 230 G	08.90 - 12.94	2316	B	96 kW	1408	27
940 (944) 2.3	B 234 F	08.90 - 07.91	2316	B	114 kW	1408	27
940 (944) 2.3	B 234 G	08.90 - 07.91	2316	B	114 kW	1408	27
940 II (944) 2.0 Turbo	B 200 FT	04.96 - 10.98	1986	B	114 kW	1408	23
940 II (944) 2.0	B 200 G	11.94 - 12.95	1986	B	89 kW	1408	23
940 II (944) 2.0	B 204 FT	10.94 - 05.97	1986	B	102 kW	1408	23
940 II (944) 2.3 Turbo	B 230 FT	08.94 - 10.98	2316	B	121 kW	1408	27
940 II (944) 2.3 Turbo	B 230 FT	01.95 - 12.98	2316	B	126 kW	1408	27
940 II (944) 2.3 ti	B 230 FK	01.95 - 10.98	2316	B	99 kW	1408	27
940 II (944) 2.3	B 230 FB	08.94 - 10.98	2316	B	96 kW	1408	27
940 II (944) 2.3	B 230 FD	08.94 - 12.95	2316	B	85 kW	1408	27
940 II Kombi (945) 2.0 Turbo	B 200 FT	04.96 - 10.98	1986	B	114 kW	1408	23
940 II Kombi (945) 2.0	B 200 G	11.94 - 12.95	1986	B	89 kW	1408	23
940 II Kombi (945) 2.0	B 204 FT	10.94 - 05.97	1986	B	102 kW	1408	23
940 II Kombi (945) 2.3 Turbo	B 230 FT	08.94 - 10.98	2316	B	121 kW	1408	27
940 II Kombi (945) 2.3 Turbo	B 230 FT	08.95 - 10.98	2316	B	126 kW	1408	27
940 II Kombi (945) 2.3 ti	B 230 FK	01.95 - 10.98	2316	B	99 kW	1408	27
940 II Kombi (945) 2.3	B 230 FB	08.94 - 10.98	2316	B	96 kW	1408	27
940 II Kombi (945) 2.3	B 230 FD	08.94 - 07.95	2316	B	85 kW	1408	27
940 Kombi (945) 2.0 GL	B 204 E	09.90 - 04.92	1986	B	103 kW	1408	23
940 Kombi (945) 2.0 Turbo	B 200 FT	01.91 - 07.95	1986	B	114 kW	1408	23
940 Kombi (945) 2.0	B 200 F	01.92 - 10.95	1986	B	82 kW	1408	23
940 Kombi (945) 2.0	B 200 G	09.90 - 09.93	1986	B	89 kW	1408	23
940 Kombi (945) 2.3 Turbo	B 230 FT+	08.91 - 07.93	2316	B	140 kW	1408	27
940 Kombi (945) 2.3 Turbo	B 230 FT	08.90 - 07.94	2316	B	121 kW	1408	27
940 Kombi (945) 2.3	B 230 FB	08.90 - 10.95	2316	B	96 kW	1408	27
940 Kombi (945) 2.3	B 230 FB	09.90 - 09.93	2316	B	118 kW	1408	27
940 Kombi (945) 2.3	B 230 FD	08.92 - 07.94	2316	B	85 kW	1408	27
940 Kombi (945) 2.3	B 234 F	08.90 - 07.91	2316	B	114 kW	1408	27
960 (964) 2.0	B 200 F	09.90 - 09.93	1986	B	82 kW	1408	23
960 (964) 2.0	B 204 E	09.90 - 08.93	1986	B	103 kW	1408	23
960 (964) 2.0	B 204 FT	08.90 - 09.93	1986	B	140 kW	1408	23
960 (964) 2.3 Turbo	B 230 FT	09.90 - 08.93	2316	B	121 kW	1408	27
960 Kombi (965) 2.0	B 204 E	09.90 - 08.93	1986	B	103 kW	1408	23
960 Kombi (965) 2.0	B 204 FT	08.90 - 09.93	1986	B	140 kW	1408	23
960 Kombi (965) 2.3 Turbo	B 230 FT	09.90 - 08.93	2316	B	121 kW	1408	27
C30 (533) 1.6 D	D 4164 T	10.06 - 12.12	1560	D	80 kW	1404	6
C30 (533) 1.6	B 4164 S3	10.06 - 12.12	1596	B	74 kW	1404	9
C30 (533) 1.8 FlexFuel	B 4184 S8	01.07 - 12.12	1798	B/E	92 kW	1407	18
C30 (533) 1.8	B 4184 S11	10.06 - 12.12	1798	B	92 kW	1407	18
C30 (533) 2.0 D	D 4204 T	10.06 - 12.12	1998	D	100 kW	1407	21
C30 (533) 2.0 FlexFuel	B 4204 S4	01.10 - 12.12	1999	B/E	107 kW	1407	22
C30 (533) 2.0	B 4204 S3	10.06 - 12.12	1999	B	107 kW	1407	22
C30 (533) 2.4 i	B 5244 S4	09.06 - 12.12	2435	B	125 kW	1407	19
C30 (533) D2	D 4162 T	10.10 - 12.12	1560	D	84 kW	1403	5
C30 (533) T5	B 5254 T3	10.06 - 12.12	2521	B	162 kW	1407	20








			ccm		kw		1 POS
C30 (533) T5	B 5254 T7	03.07 - 12.12	2521	B	169 kW	1407	20
C30 (533) T5	B 5254 T7	10.07 - 12.13	2521	B	184 kW	1407	20
C70 I Cabriolet (873) 2.0 T	B 5204 T3	03.98 - 10.05	1984	B	166 kW	1406	15
C70 I Cabriolet (873) 2.0 T	B 5204 T4	03.00 - 10.05	1984	B	120 kW	1406	15
C70 I Cabriolet (873) 2.0	B 5204 T2	03.98 - 10.05	1984	B	132 kW	1406	15
C70 I Cabriolet (873) 2.3	B 5234 T3	09.02 - 12.03	2319	B	147 kW	1406	15
C70 I Cabriolet (873) 2.4 T	B 5244 T7	04.99 - 10.05	2435	B	147 kW	1407	20
C70 I Cabriolet (873) 2.4 T	B 5244 T	03.98 - 10.05	2435	B	142 kW	1407	20
C70 I Cabriolet (873) 2.4 T	B 5254 T	03.98 - 10.05	2435	B	142 kW	1407	20
C70 I Cabriolet (873) 2.4	B 5254 S	06.98 - 10.05	2435	B	125 kW	1407	19
C70 I Cabriolet (873) T5	B 5234 T3	03.98 - 10.05	2319	B	176 kW	1406	15
C70 I Cabriolet (873) T5	B 5234 T9	07.02 - 10.05	2319	B	180 kW	1406	15
C70 I Coupe (872) 2.0 T	B 5204 T3	03.97 - 09.02	1984	B	166 kW	1406	15
C70 I Coupe (872) 2.0 T	B 5204 T4	03.00 - 09.02	1984	B	120 kW	1406	15
C70 I Coupe (872) 2.0	B 5204 T2	03.97 - 09.02	1984	B	132 kW	1406	15
C70 I Coupe (872) 2.4 T	B 5244 T	03.97 - 09.02	2435	B	142 kW	1407	20
C70 I Coupe (872) 2.4 T	B 5254 T	03.97 - 09.02	2435	B	142 kW	1407	20
C70 I Coupe (872) 2.4	B 5244 S	05.99 - 09.02	2435	B	125 kW	1407	19
C70 I Coupe (872) 2.4	B 5254 S	03.99 - 09.02	2435	B	121 kW	1407	19
C70 I Coupe (872) 2.4	B 5254 S	05.99 - 09.02	2435	B	125 kW	1407	19
C70 I Coupe (872) T-5	B 5234 T3	03.97 - 09.02	2319	B	176 kW	1406	15
C70 II Cabriolet (542) 2.0 D	D 4204 T	01.08 - 10.09	1998	D	100 kW	1407	21
C70 II Cabriolet (542) 2.4 i	B 5244 S4	03.06 - 12.13	2435	B	125 kW	1407	19
C70 II Cabriolet (542) 2.4	B 5244 S5	03.06 - 10.09	2435	B	103 kW	1407	19
C70 II Cabriolet (542) T5	B 5254 T3	03.06 - 12.13	2521	B	162 kW	1407	20
C70 II Cabriolet (542) T5	B 5254 T7	03.07 - 12.13	2521	B	169 kW	1407	20
S40 I (644) 1.9 DI	D 4192 T2	03.99 - 07.00	1870	D	70 kW	1405	11
S40 I (644) 1.9 DI	D 4192 T3	07.00 - 12.03	1870	D	85 kW	1405	11
S40 I (644) 1.9 DI	D 4192 T4	07.00 - 12.03	1870	D	75 kW	1405	11
S40 I (644) 1.9 TD	D 4192 T	07.95 - 09.01	1870	D	66 kW	1405	11
S40 I (644) 2.0 D	D 4204 T	12.02 - 06.04	1998	D	100 kW	1407	21
S40 II (544) 1.6 D	D 4164 T	01.05 - 12.12	1560	D	81 kW	1404	6
S40 II (544) 1.6	B 4164 S3	01.05 - 12.12	1596	B	74 kW	1404	9
S40 II (544) 1.8 FlexFuel	B 4184 S8	01.06 - 12.10	1798	B/E	92 kW	1407	18
S40 II (544) 1.8	B 4184 S11	04.04 - 12.10	1798	B	92 kW	1407	18
S40 II (544) 2.0 CDI	D 4204 T2	07.05 - 12.06	1998	D	98 kW	1407	21
S40 II (544) 2.0 D	D 4204 T	01.04 - 12.10	1998	D	100 kW	1407	21
S40 II (544) 2.0 F	B 4204 S4	10.09 - 12.12	1999	B/E	107 kW	1407	22
S40 II (544) 2.0	B 4204 S3	03.06 - 12.12	1999	B	107 kW	1407	22
S40 II (544) 2.4	B 5244 S4	01.04 - 12.12	2435	B	125 kW	1407	19
S40 II (544) 2.4	B 5244 S5	12.03 - 12.11	2435	B	103 kW	1407	19
S40 II (544) D2	D 4162 T	10.10 - 12.12	1560	D	84 kW	1403	5
S40 II (544) D4	D 4204 T2	07.05 - 12.06	1998	D	96 kW	1407	21
S40 II (544) T5 AWD	B 5254 T3	04.04 - 12.10	2521	B	162 kW	1407	20
S40 II (544) T5 AWD	B 5254 T7	03.07 - 12.10	2521	B	169 kW	1407	20
S40 II (544) T5	B 5254 T3	01.04 - 12.12	2521	B	162 kW	1407	20
S40 II (544) T5	B 5254 T7	03.07 - 12.12	2521	B	169 kW	1407	20
S60 I (384) 2.0 T	B 5204 T5	07.00 - 04.10	1984	B	132 kW	1406	15
S60 I (384) 2.4 Bifuel (CNG)	B 5244 SG2	07.01 - 04.10	2435	B/G	103 kW	1407	19
S60 I (384) 2.4 Bifuel (CNG)	B 5244 SG	07.01 - 04.10	2435	B/G	103 kW	1407	19
S60 I (384) 2.4 Bifuel (LPG)	B 5244 SG2	07.01 - 04.10	2435	B/G	103 kW	1407	19
S60 I (384) 2.4 T AWD	B 5244 T3	01.01 - 04.10	2435	B	147 kW	1407	20
S60 I (384) 2.4 T	B 5244 T3	07.00 - 04.10	2435	B	147 kW	1407	20
S60 I (384) 2.4	B 5244 S2	07.00 - 04.10	2435	B	103 kW	1407	19
S60 I (384) 2.4	B 5244 S	11.00 - 04.10	2435	B	125 kW	1407	19
S60 I (384) 2.4	B 5244 T4	01.05 - 10.06	2435	B	132 kW	1407	20
S60 I (384) 2.5 T AWD	B 5254 T2	07.02 - 04.10	2521	B	154 kW	1407	20
S60 I (384) 2.5 T	B 5254 T2	01.03 - 04.10	2521	B	154 kW	1407	20
S60 I (384) R 2,5 T AWD	B 5254 T4	09.02 - 04.10	2521	B	221 kW	1407	20
S60 I (384) T5	B 5234 T3	07.00 - 04.10	2319	B	184 kW	1406	15
S60 I (384) T5	B 5234 T3	09.00 - 12.04	2319	B	176 kW	1406	15
S60 I (384) T5	B 5234 T7	07.00 - 09.02	2319	B	195 kW	1406	15













							
S60 I (384) T5	B 5244 T5	04.04 - 04.10	2401	B	191 kW	1406	15
S60 II (134) 2.0 T	B 5204 T8	05.12 - 12.15	1984	B	132 kW	1406	15
S60 II (134) 2.5 T	B 5254 T14	01.13 - 01.16	2497	B	183 kW	1407	20
S60 II (134) DRIVe / D2	D 4162 T	01.11 - 12.15	1560	D	84 kW	1403	5
S60 II (134) T3	B 4164 T3	04.10 - 12.15	1596	B	110 kW	1404	9
S60 II (134) T4F	B 4164 T2	04.11 - 12.15	1596	B/E	132 kW	1404	9
S60 II (134) T4	B 4164 T	04.10 - 12.15	1596	B	132 kW	1404	9
S60 II (134) T5 AWD	B 5254 T12	01.13 - 12.18	2497	B	187 kW	1407	20
S60 II (134) T5 AWD	B 5254 T5	09.12 - 12.15	2521	B	186 kW	1407	20
S60 II (134) T5	B 5204 T9	01.12 - 03.15	1984	B	157 kW	1406	15
S60 II (134) T5	B 5254 T12	01.13 - 12.16	2497	B	187 kW	1407	20
S60 II (134) T5	B 5254 T5	09.11 - 12.15	2521	B	186 kW	1407	20
S60 II Cross Country (134) T5 AWD	B 5254 T12	03.15 - 12.18	2497	B	187 kW	1407	20
S60 II Cross Country (134) T5 AWD	B 5254 T14	03.15 - 12.18	2497	B	183 kW	1407	20
S60 III (224) T5 AWD	B 4204 T23	05.19	1969	B	187 kW	1406	16
S60 III (224) T5 AWD	B 4204 T23	05.19	1969	B	192 kW	1406	16
S70 (874) 2.0 Turbo	B 5204 T3	01.97 - 11.00	1984	B	166 kW	1406	15
S70 (874) 2.0 Turbo	B 5204 T	01.97 - 11.00	1984	B	155 kW	1406	15
S70 (874) 2.0	B 5202 FS	01.97 - 11.00	1984	B	93 kW	1406	14
S70 (874) 2.0	B 5202 S	01.97 - 11.00	1984	B	93 kW	1406	14
S70 (874) 2.0	B 5204 F	01.97 - 11.00	1984	B	105 kW	1406	14
S70 (874) 2.0	B 5204 T2	01.97 - 11.00	1984	B	132 kW	1406	15
S70 (874) 2.0	B 5204 T4	01.97 - 11.00	1984	B	120 kW	1406	15
S70 (874) 2.3 T5 AWD	B 5234 T3	11.96 - 09.98	2319	B	177 kW	1406	15
S70 (874) 2.3 T5 AWD	B 5234 T4	07.97 - 09.00	2319	B	184 kW	1406	15
S70 (874) 2.3 Turbo	B 5234 T4	01.97 - 11.00	2319	B	184 kW	1406	15
S70 (874) 2.3	B 5234 T3	11.96 - 11.00	2319	B	177 kW	1406	15
S70 (874) 2.3	B 5234 T7	04.99 - 09.00	2319	B	195 kW	1406	15
S70 (874) 2.4 AWD	B 5244 S2	04.99 - 09.00	2435	B	103 kW	1407	19
S70 (874) 2.4 AWD	B 5244 S	04.99 - 09.00	2435	B	125 kW	1407	19
S70 (874) 2.4 AWD	B 5252 FS	11.96 - 05.99	2435	B	106 kW	1407	19
S70 (874) 2.4 AWD	B 5254 S	10.98 - 05.99	2435	B	121 kW	1407	19
S70 (874) 2.4 Bifuel	B 5244 SG	07.99 - 11.00	2435	B/G	103 kW	1407	19
S70 (874) 2.4 Blu-Fuel	B 5244 S2	07.97 - 09.00	2435	B/G	103 kW	1407	19
S70 (874) 2.4 Blu-Fuel	B 5244 SG	07.97 - 09.00	2435	B/G	103 kW	1407	19
S70 (874) 2.4 T5 AWD	B 5254 T	11.96 - 12.99	2435	B	142 kW	1407	20
S70 (874) 2.4 Turbo	B 5244 T	01.97 - 11.00	2435	B	142 kW	1407	20
S70 (874) 2.4 Turbo	B 5254 T	01.97 - 11.00	2435	B	142 kW	1407	20
S70 (874) 2.4	B 5244 S2	08.99 - 11.00	2435	B	103 kW	1407	19
S70 (874) 2.4	B 5244 SG	08.99 - 11.00	2435	B	103 kW	1407	19
S70 (874) 2.4	B 5244 S	01.97 - 11.00	2435	B	125 kW	1407	19
S70 (874) 2.4	B 5252 FS	01.97 - 11.00	2435	B	106 kW	1407	19
S70 (874) 2.4	B 5254 S	01.97 - 11.00	2435	B	125 kW	1407	19
S70 (874) 2.4	B 5254 S	06.98 - 11.00	2435	B	121 kW	1407	19
S70 (874) T5	B 5234 T3	01.97 - 11.00	2319	B	176 kW	1406	15
S80 I (184) 2.0 T	B 5204 T3	06.98 - 07.06	1984	B	166 kW	1406	15
S80 I (184) 2.0 T	B 5204 T5	12.99 - 07.06	1984	B	132 kW	1406	15
S80 I (184) 2.0	B 5204 T4	06.98 - 07.06	1984	B	120 kW	1406	15
S80 I (184) 2.3 R	B 5234 T7	04.00 - 08.05	2319	B	195 kW	1406	15
S80 I (184) 2.4 Bifuel (CNG)	B 5244 SG2	09.01 - 07.06	2435	B/G	103 kW	1407	19
S80 I (184) 2.4 Bifuel (LPG)	B 5244 SG	09.01 - 07.06	2435	B/G	103 kW	1407	19
S80 I (184) 2.4 LTP	B 5244 T4	06.04 - 07.06	2435	B	132 kW	1407	20
S80 I (184) 2.4 T	B 5244 T3	06.00 - 07.06	2435	B	147 kW	1407	20
S80 I (184) 2.4	B 5244 S2	01.99 - 07.06	2435	B	103 kW	1407	19
S80 I (184) 2.4	B 5244 S	01.99 - 07.06	2435	B	125 kW	1407	19
S80 I (184) 2.5 T AWD	B 5254 T2	07.03 - 07.06	2521	B	154 kW	1407	20
S80 I (184) 2.5 T	B 5254 T2	03.03 - 07.06	2521	B	154 kW	1407	20
S80 I (184) T5 AWD	B 5244 T3	04.00 - 09.03	2435	B	147 kW	1407	20
S80 II (124) 1.6 D DRIVe	D 4164 T	01.10 - 12.11	1560	D	80 kW	1404	6
S80 II (124) 1.6 DRIVe	D 4162 T	06.11 - 01.14	1560	D	84 kW	1403	5
S80 II (124) 2.0 FlexFuel	B 4204 S4	01.08 - 12.11	1999	B/E	107 kW	1407	22
S80 II (124) 2.0 TDi	D 4204 T	02.08 - 03.11	1998	D	100 kW	1407	21








			ccm		kw		1 POS
S80 II (124) 2.0	B 4204 S3	01.08 - 09.12	1999	B	107 kW	1407	22
S80 II (124) 2.5 T FlexFuel	B 5254 T11	01.10 - 12.11	2521	B/E	170 kW	1407	20
S80 II (124) 2.5 T FlexFuel	B 5254 T8	05.08 - 12.11	2521	B/E	147 kW	1407	20
S80 II (124) 2.5 T	B 5254 T10	01.10 - 12.12	2521	B	170 kW	1407	20
S80 II (124) 2.5 T	B 5254 T12	01.12 - 04.16	2497	B	187 kW	1407	20
S80 II (124) 2.5 T	B 5254 T14	09.12 - 12.16	2497	B	183 kW	1407	20
S80 II (124) 2.5 T	B 5254 T6	03.06 - 12.11	2521	B	147 kW	1407	20
S80 II (124) D2	D 4162 T	01.14 - 12.16	1560	D	85 kW	1403	5
S80 II (124) T4F	B 4164 T2	05.11 - 01.14	1596	B/E	132 kW	1404	9
S80 II (124) T4	B 4164 T	10.10 - 04.14	1596	B	132 kW	1404	9
S90 II (234) 2.0	B 4204 T23	03.16	1969	B	183 kW	1406	16
S90 II (234) T5 AWD	B 4204 T23	01.18	1969	B	187 kW	1406	16
S90 II (234) T5 Drive-E Polestar	B 4204 T23	03.16	1969	B	192 kW	1406	16
S90 II (234) T5	B 4204 T23	03.16	1969	B	187 kW	1406	16
V40 Cross Country (526) 1.6 D2/ DRIVE	D 4162 T	09.13 - 12.15	1560	D	84 kW	1403	5
V40 Cross Country (526) T4 AWD	B 5204 T8	07.13 - 12.15	1984	B	132 kW	1406	15
V40 Cross Country (526) T4 GTDi	B 4164 T	10.12 - 12.16	1596	B	132 kW	1404	9
V40 Cross Country (526) T4	B 5204 T8	10.13 - 12.15	1984	B	132 kW	1406	15
V40 Cross Country (526) T5 AWD	B 5204 T9	03.13 - 12.15	1984	B	157 kW	1406	15
V40 Cross Country (526) T5 AWD	B 5254 T12	10.12 - 12.16	2497	B	187 kW	1407	20
V40 Cross Country (526) T5	B 5204 T9	02.13 - 12.15	1984	B	157 kW	1406	15
V40 Cross Country (526) T5	B 5254 T12	10.12 - 12.16	2497	B	187 kW	1407	20
V40 Cross Country (526) T5	B 5254 T14	01.14 - 12.15	2497	B	183 kW	1407	20
V40 Kasten/Schrägheck (525) 1.6 D2/ DRIVE	D 4162 T	09.13 - 12.15	1560	D	84 kW	1403	5
V40 Kombi (645) 1.9 DI	D 4192 T2	03.99 - 07.00	1870	D	70 kW	1405	11
V40 Kombi (645) 1.9 DI	D 4192 T3	07.00 - 06.04	1870	D	85 kW	1405	11
V40 Kombi (645) 1.9 DI	D 4192 T4	07.00 - 06.04	1870	D	75 kW	1405	11
V40 Kombi (645) 1.9 TD	D 4192 T	07.95 - 05.01	1870	D	66 kW	1405	11
V40 Kombi (645) 2.0 D	D 4204 T	12.02 - 06.04	1998	D	100 kW	1407	21
V40 Schrägheck (525) D2	D 4162 T	03.12 - 12.16	1560	D	84 kW	1403	5
V40 Schrägheck (525) T2 GTDi	B 4164 T4	04.13 - 12.16	1596	B	88 kW	1404	9
V40 Schrägheck (525) T3 GTDi	B 4164 T3	03.12 - 12.16	1596	B	110 kW	1404	9
V40 Schrägheck (525) T4 GTDi	B 4164 T	03.12 - 12.16	1596	B	132 kW	1404	9
V40 Schrägheck (525) T4	B 4164 T	04.14 - 12.15	1596	B	147 kW	1404	9
V40 Schrägheck (525) T4	B 5204 T8	07.13 - 12.15	1984	B	132 kW	1406	15
V40 Schrägheck (525) T5 AWD	B 5204 T9	03.14 - 12.15	1984	B	154 kW	1406	15
V40 Schrägheck (525) T5	B 5204 T9	03.13 - 12.15	1984	B	157 kW	1406	15
V40 Schrägheck (525) T5	B 5204 T9	01.15 - 08.19	1984	B	154 kW	1406	15
V40 Schrägheck (525) T5	B 5254 T12	12.12 - 12.14	2497	B	187 kW	1407	20
V40 Schrägheck (525) T5	B 5254 T14	01.14 - 12.14	2497	B	183 kW	1407	20
V50 (545) 1.6 D	D 4164 T	01.05 - 12.11	1560	D	81 kW	1404	6
V50 (545) 1.6 D	D 4164 T	03.05 - 12.12	1560	D	80 kW	1404	6
V50 (545) 1.6	B 4164 S3	01.05 - 12.12	1596	B	74 kW	1404	9
V50 (545) 1.8 BiFuel	B 4184 S8	01.09 - 09.10	1798	B/G	93 kW	1407	18
V50 (545) 1.8 FlexFuel	B 4184 S8	01.05 - 12.10	1798	B/E	92 kW	1407	18
V50 (545) 1.8	B 4184 S11	04.04 - 12.10	1798	B	92 kW	1407	18
V50 (545) 2.0 CDI	D 4204 T2	12.03 - 12.06	1998	D	98 kW	1407	21
V50 (545) 2.0 D4	D 4204 T2	07.05 - 12.06	1998	D	96 kW	1407	21
V50 (545) 2.0 D	D 4204 T	04.04 - 12.10	1998	D	100 kW	1407	21
V50 (545) 2.0 FlexFuel	B 4204 S4	01.10 - 12.12	1999	B/E	107 kW	1407	22
V50 (545) 2.0	B 4204 S3	10.06 - 12.12	1999	B	107 kW	1407	22
V50 (545) 2.4 AWD	B 5244 S4	08.06 - 12.09	2435	B	125 kW	1407	19
V50 (545) 2.4	B 5244 S4	04.04 - 04.11	2435	B	125 kW	1407	19
V50 (545) 2.4	B 5244 S5	04.04 - 12.10	2435	B	103 kW	1407	19
V50 (545) D2	D 4162 T	01.10 - 12.12	1560	D	84 kW	1403	5
V50 (545) T5 AWD	B 5254 T3	04.04 - 12.08	2521	B	162 kW	1407	20
V50 (545) T5 AWD	B 5254 T7	03.07 - 12.12	2521	B	169 kW	1407	20
V50 (545) T5	B 5254 T3	04.04 - 12.11	2521	B	162 kW	1407	20
V50 (545) T5	B 5254 T7	03.07 - 12.12	2521	B	169 kW	1407	20
V60 I (155) 1.6 DRIVE	D 4162 T	02.11 - 12.15	1560	D	84 kW	1403	5
V60 I (155) 2.0 BiFuel	B 5204 T9	03.14 - 12.15	1984	B/G	157 kW	1406	15
V60 I (155) 2.0 T	B 5204 T8	01.14 - 07.18	1984	B	132 kW	1406	15









							
V60 I (155) T3	B 4164 T3	09.10 - 12.15	1596	B	110 kW	1404	9
V60 I (155) T4F	B 4164 T2	04.11 - 12.15	1596	B/E	132 kW	1404	9
V60 I (155) T4	B 4164 T	09.10 - 12.15	1596	B	132 kW	1404	9
V60 I (155) T5 AWD	B 5254 T12	04.15 - 05.18	2497	B	187 kW	1407	20
V60 I (155) T5	B 5204 T9	07.12 - 05.18	1984	B	157 kW	1406	15
V60 I (155) T5	B 5254 T5	07.14 - 05.18	2521	B	186 kW	1407	20
V60 I Cross Country (157) T5 AWD	B 5254 T12	03.15 - 05.18	2497	B	187 kW	1407	20
V60 I Cross Country (157) T5 AWD	B 5254 T14	03.15 - 05.18	2497	B	183 kW	1407	20
V60 I Kasten/Kombi (155) 1.6 DRIVe	D 4162 T	09.13 - 12.15	1560	D	84 kW	1403	5
V60 II (225) T5 AWD	B 4204 T23	09.18	1969	B	184 kW	1406	16
V60 II (225) T5 AWD	B 4204 T23	05.19	1969	B	192 kW	1406	16
V60 II (225) T5	B 4204 T23	01.19	1969	B	187 kW	1406	16
V60 II (225) T5	B 4204 T23	05.20	1969	B	187 kW	1406	16
V70 I (875, 876) 2.0 Turbo AWD	B 5204 T3	11.96 - 12.00	1984	B	166 kW	1406	15
V70 I (875, 876) 2.0 Turbo	B 5204 T3	11.96 - 12.00	1984	B	166 kW	1406	15
V70 I (875, 876) 2.0 Turbo	B 5204 T	12.95 - 03.00	1984	B	155 kW	1406	15
V70 I (875, 876) 2.0	B 5202 FS	12.95 - 03.00	1984	B	93 kW	1406	14
V70 I (875, 876) 2.0	B 5202 S	12.95 - 03.00	1984	B	93 kW	1406	14
V70 I (875, 876) 2.0	B 5204 F	12.95 - 03.00	1984	B	105 kW	1406	14
V70 I (875, 876) 2.0	B 5204 T2	11.96 - 03.00	1984	B	132 kW	1406	15
V70 I (875, 876) 2.0	B 5204 T4	01.97 - 12.00	1984	B	120 kW	1406	15
V70 I (875, 876) 2.3 AWD	B 5234 T3	02.97 - 09.98	2319	B	177 kW	1406	15
V70 I (875, 876) 2.3 AWD	B 5234 T7	12.98 - 02.00	2319	B	195 kW	1406	15
V70 I (875, 876) 2.3 AWD	B 5234 T8	12.98 - 02.00	2319	B	195 kW	1406	15
V70 I (875, 876) 2.3 T AWD	B 5234 T4	04.97 - 03.00	2319	B	184 kW	1406	15
V70 I (875, 876) 2.3 T-5 AWD	B 5234 T3	01.97 - 12.00	2319	B	176 kW	1406	15
V70 I (875, 876) 2.3 T-5	B 5234 T3	11.96 - 12.00	2319	B	176 kW	1406	15
V70 I (875, 876) 2.3 Turbo	B 5234 T4	12.95 - 03.00	2319	B	184 kW	1406	15
V70 I (875, 876) 2.3	B 5234 T3	11.96 - 11.00	2319	B	177 kW	1406	15
V70 I (875, 876) 2.4 AWD	B 5254 S	06.98 - 12.99	2435	B	121 kW	1407	19
V70 I (875, 876) 2.4 Bifuel	B 5244 SG	08.99 - 12.00	2435	B/G	103 kW	1407	19
V70 I (875, 876) 2.4 Turbo AWD	B 5244 T2	03.99 - 12.00	2435	B	195 kW	1407	20
V70 I (875, 876) 2.4 Turbo AWD	B 5244 T	04.96 - 12.00	2435	B	142 kW	1407	20
V70 I (875, 876) 2.4 Turbo AWD	B 5254 T	04.96 - 12.00	2435	B	142 kW	1407	20
V70 I (875, 876) 2.4 Turbo	B 5244 T	04.96 - 12.00	2435	B	142 kW	1407	20
V70 I (875, 876) 2.4 Turbo	B 5254 T	04.96 - 12.00	2435	B	142 kW	1407	20
V70 I (875, 876) 2.4	B 5244 S2	03.99 - 12.00	2435	B	103 kW	1407	19
V70 I (875, 876) 2.4	B 5244 SG2	03.99 - 12.00	2435	B	103 kW	1407	19
V70 I (875, 876) 2.4	B 5244 S	12.95 - 05.00	2435	B	125 kW	1407	19
V70 I (875, 876) 2.4	B 5252 FS	12.95 - 03.00	2435	B	106 kW	1407	19
V70 I (875, 876) 2.4	B 5254 S	12.95 - 05.00	2435	B	125 kW	1407	19
V70 I (875, 876) 2.4	B 5254 S	06.98 - 12.99	2435	B	121 kW	1407	19
V70 II (285) 2.0 T	B 5204 T5	11.99 - 08.07	1984	B	132 kW	1406	15
V70 II (285) 2.3 AWD	B 5234 T7	10.00 - 09.04	2319	B	195 kW	1406	15
V70 II (285) 2.3 AWD	B 5234 T8	10.00 - 09.04	2319	B	195 kW	1406	15
V70 II (285) 2.3	B 5234 T3	03.02 - 12.04	2319	B	176 kW	1406	15
V70 II (285) 2.3	B 5234 T7	10.00 - 09.04	2319	B	195 kW	1406	15
V70 II (285) 2.4 AWD	B 5254 S	03.00 - 09.03	2435	B	121 kW	1407	19
V70 II (285) 2.4 Bifuel (CNG)	B 5244 SG2	09.01 - 08.07	2435	B/G	103 kW	1407	19
V70 II (285) 2.4 Bifuel (CNG)	B 5244 SG	09.01 - 08.07	2435	B/G	103 kW	1407	19
V70 II (285) 2.4 Bifuel (LPG)	B 5244 SG2	09.01 - 08.07	2435	B/G	103 kW	1407	19
V70 II (285) 2.4 T AWD	B 5244 T3	09.01 - 03.08	2435	B	147 kW	1407	20
V70 II (285) 2.4 T AWD	B 5244 T	09.00 - 12.02	2435	B	142 kW	1407	20
V70 II (285) 2.4 T	B 5244 T3	11.99 - 03.08	2435	B	147 kW	1407	20
V70 II (285) 2.4 T	B 5244 T	09.00 - 12.02	2435	B	142 kW	1407	20
V70 II (285) 2.4	B 5244 S2	03.00 - 03.08	2435	B	103 kW	1407	19
V70 II (285) 2.4	B 5244 S	03.00 - 03.08	2435	B	125 kW	1407	19
V70 II (285) 2.4	B 5254 S	03.00 - 09.03	2435	B	121 kW	1407	19
V70 II (285) 2.5 AWD	B 5254 T2	09.02 - 12.04	2521	B	155 kW	1407	20
V70 II (285) 2.5 T AWD	B 5254 T2	07.02 - 03.08	2521	B	154 kW	1407	20
V70 II (285) 2.5 T	B 5254 T2	07.01 - 03.08	2521	B	154 kW	1407	20
V70 II (285) 2.5	B 5254 T2	09.03 - 08.07	2521	B	155 kW	1407	20








			ccm		kw		1	POS
V70 II (285) R 2.5 T AWD	B 5254 T4	03.03 - 08.07	2521	B	221 kW	1407	20	
V70 II (285) T5	B 5234 T3	11.99 - 11.08	2319	B	184 kW	1406	15	
V70 II (285) T5	B 5244 T5	04.04 - 08.07	2401	B	191 kW	1406	15	
V70 III (135) 1.6 DRIVe / D2	D 4162 T	04.11 - 12.15	1560	D	84 kW	1403	5	
V70 III (135) 1.6 D	D 4164 T	07.09 - 12.11	1560	D	80 kW	1404	6	
V70 III (135) 2.0 BiFuel	B 5204 T9	03.13 - 12.15	1984	B/G	157 kW	1406	15	
V70 III (135) 2.0 D	D 4204 T	10.07 - 12.15	1998	D	100 kW	1407	21	
V70 III (135) 2.0 FlexiFuel	B 4204 S4	01.08 - 12.11	1999	B/E	107 kW	1407	22	
V70 III (135) 2.0 GDI	B 5204 T9	04.12 - 12.15	1984	B	157 kW	1406	15	
V70 III (135) 2.0	B 4204 S3	10.07 - 12.11	1999	B	107 kW	1407	22	
V70 III (135) 2.5 T FlexiFuel	B 5254 T11	04.09 - 12.11	2521	B/E	170 kW	1407	20	
V70 III (135) 2.5 T FlexiFuel	B 5254 T8	05.08 - 12.09	2521	B/E	147 kW	1407	20	
V70 III (135) 2.5 T	B 5254 T10	04.09 - 12.12	2521	B	170 kW	1407	20	
V70 III (135) 2.5 T	B 5254 T6	08.07 - 12.09	2521	B	147 kW	1407	20	
V70 III (135) T4F	B 4164 T2	01.11 - 12.15	1596	B/E	132 kW	1404	9	
V70 III (135) T4	B 4164 T	10.10 - 12.15	1596	B	132 kW	1404	9	
V90 II Cross Country (236) T5 AWD	B 4204 T23	03.16 - 07.20	1969	B	187 kW	1406	16	
V90 II Cross Country (236) T5 AWD	B 4204 T23	03.16	1969	B	183 kW	1406	16	
V90 II Cross Country (236) T5 Drive-E Polestar AWD	B 4204 T23	10.16 - 12.18	1969	B	192 kW	1406	16	
V90 II Kombi (235) T5 Drive-E Polestar AWD	B 4204 T23	03.16	1969	B	192 kW	1406	16	
V90 II Kombi (235) T5	B 4204 T23	03.16	1969	B	187 kW	1406	16	
V90 II Kombi (235) T5	B 4204 T23	10.17	1969	B	184 kW	1406	16	
XC60 I SUV (156) T5 AWD	B 5254 T12	04.14 - 02.17	2497	B	187 kW	1407	20	
XC60 I SUV (156) T5 AWD	B 5254 T12	04.14 - 02.17	2497	B	183 kW	1407	20	
XC60 II (246) T5 AWD	B 4204 T23	03.17 - 12.18	1969	B	187 kW	1406	16	
XC60 II (246) T5 Polestar AWD	B 4204 T23	03.17 - 12.18	1969	B	192 kW	1406	16	
XC60 II (246) T5	B 4204 T23	03.17	1969	B	187 kW	1406	16	
XC70 I Cross Country (295) 2.4 T XC AWD	B 5244 T3	03.00 - 09.02	2435	B	147 kW	1407	20	
XC70 I Cross Country (295) 2.4 T XC AWD	B 5254 T	11.97 - 09.02	2435	B	142 kW	1407	20	
XC70 I Cross Country (295) 2.5 T XC AWD	B 5254 T2	06.02 - 10.07	2521	B	154 kW	1407	20	
XC70 I Cross Country (295) 2.5 T XC AWD	B 5254 T2	08.02 - 07.07	2521	B	162 kW	1407	20	
XC70 I Cross Country (295) T5 AWD	B 5204 T3	10.97 - 03.99	1984	B	166 kW	1406	15	
XC70 II (136) T5 AWD	B 5254 T12	08.15 - 12.16	2497	B	187 kW	1407	20	
XC70 II (136) T6 AWD	B 5254 T14	03.15 - 12.16	2497	B	183 kW	1407	20	
XC90 I (275) 2.5 AWD	B 5254 T2	06.02 - 12.14	2521	B	153 kW	1407	20	
XC90 I (275) 2.5 T AWD	B 5254 T2	10.02 - 09.14	2521	B	154 kW	1407	20	
XC90 I (275) 2.5 T AWD	B 5254 T9	10.12 - 09.14	2497	B	154 kW	1407	20	
XC90 I (275) 2.5	B 5254 T2	01.03 - 12.06	2521	B	153 kW	1407	20	
XC90 II (256) T5 AWD	B 4204 T23	06.15 - 12.20	1969	B	187 kW	1406	16	
XC90 II (256) T5 AWD	B 4204 T23	02.16 - 12.18	1969	B	183 kW	1406	16	
XC90 II (256) T5 Drive-E Polestar AWD	B 4204 T23	10.17	1969	B	192 kW	1406	16	
XC90 II (256) T5	B 4204 T23	01.16 - 12.16	1969	B	187 kW	1406	16	
			ccm		kw		1	POS
7300	DH12D380	01.99	12130	D	280 kW	1414	52	
7300	DH12D380	01.99	12130	D	280 kW	1414	52	
7400 7400 XL	D7E290	01.12	7146	D	213 kW	1411	39	
7700	D7C215	01.98	7284	D	159 kW	1410	37	
7700	D7C250	01.98	7284	D	184 kW	1410	37	
7700	D7C275	01.98	7284	D	202 kW	1410	37	
7700	D7C290	01.98	7284	D	213 kW	1410	37	
7700	D7C310	01.98	7284	D	228 kW	1410	37	
7700	D9B260	06.06	9364	D	191 kW	1411	40	
7700	D9B260	06.06	9364	D	191 kW	1411	40	
7700	D9B310	06.06	9364	D	228 kW	1411	40	
7700	D9B310	06.06	9364	D	228 kW	1411	40	
7700	D9B360	06.06	9364	D	265 kW	1411	40	
7700	D9B360	06.06	9364	D	265 kW	1411	40	
7900	D9B260	10.11 - 12.14	9364	D	191 kW	1411	40	
7900	D9B310	10.11 - 12.14	9364	D	228 kW	1411	40	








							
7900	D9B310	10.11 - 12.14	9364	D	228 kW	1411	40
7900	D9B360	10.11 - 12.14	9364	D	265 kW	1411	40
8300	D9A340	01.06	9364	D	250 kW	1411	40
8300	D9A340	01.06	9364	D	250 kW	1411	40
8300	D9B260	01.06	9364	D	191 kW	1411	40
8300	D9B260	01.06	9364	D	191 kW	1411	40
8300	D9B310	01.06	9364	D	228 kW	1411	40
8300	D9B310	01.06	9364	D	228 kW	1411	40
8300	D9B340	01.06	9364	D	250 kW	1411	40
8300	D9B340	01.06	9364	D	250 kW	1411	40
8300	D9B360	01.06	9364	D	265 kW	1411	40
8300	D9B360	01.06	9364	D	265 kW	1411	40
8300	D9B380	01.06	9364	D	280 kW	1411	40
8300	D9B380	01.06	9364	D	280 kW	1411	40
8400 6080 WB	D7E290	03.08 - 12.16	7146	D	213 kW	1411	39
8500	D12D340	01.99	12130	D	250 kW	1414	52
8500	D9B360	01.99	9364	D	265 kW	1411	40
8500	DH12D340	01.99	12130	D	250 kW	1414	52
8500	DH12D380	01.99	12130	D	280 kW	1414	52
8500	DH12D380	01.99	12130	D	280 kW	1414	52
8500	DH12D380	01.99	12130	D	280 kW	1414	52
8500	DH12D420	01.97	12130	D	309 kW	1414	52
8700	D7A230	01.98	6725	D	169 kW	1409	33
8700	D7A260	01.98	6725	D	191 kW	1409	33
8700	D7A285	01.98	6725	D	210 kW	1409	33
8700	D7B230	01.98	6725	D	169 kW	1409	33
8700	D7B260	01.98	6725	D	191 kW	1409	33
8700	D7C250	01.98	7284	D	184 kW	1410	37
8700	D7C275	01.98	7284	D	202 kW	1410	37
8700	D7C290	01.98	7284	D	213 kW	1410	37
8700	D7C310	01.98	7284	D	228 kW	1410	37
8700	D7E240	01.98	7146	D	177 kW	1411	39
8700	D7E290	01.99	7146	D	213 kW	1411	39
8700	D7E320	01.98	7146	D	235 kW	1411	39
8700	D7F340	01.99	7146	D	250 kW	1411	39
8700	DH12D340	01.99	12130	D	250 kW	1414	52
8700	DH12D340	01.99	12130	D	250 kW	1414	52
8700	DH12D340	01.99	12130	D	250 kW	1414	52
8700	DH12D380	01.99	12130	D	280 kW	1414	52
8700	DH12D380	01.99	12130	D	280 kW	1414	52
8700	DH12D420	01.97	12130	D	309 kW	1414	52
8700	DH12E340	01.99	12130	D	250 kW	1414	52
8700	DH12E340	01.99	12130	D	250 kW	1414	52
8700	DH12E340	01.99	12130	D	250 kW	1414	52
8700	DH12E380	01.99	12130	D	280 kW	1414	52
8700	DH12E380	01.99	12130	D	280 kW	1414	52
8900	D7E290	07.10 - 12.13	7146	D	213 kW	1411	39
8900	D7E290	07.10 - 12.13	7146	D	213 kW	1411	39
8900	D9B380	07.10 - 12.13	9364	D	280 kW	1411	40
9100 Asia bus	D7E240	06.12 - 11.16	7146	D	176 kW	1411	39
9300	D9A340	01.06	9364	D	250 kW	1411	40
9300	D9A340	01.06	9364	D	250 kW	1411	40
9300	D9B260	01.06	9364	D	191 kW	1411	40
9300	D9B260	01.06	9364	D	191 kW	1411	40
9300	D9B310	01.06	9364	D	228 kW	1411	40
9300	D9B310	01.06	9364	D	228 kW	1411	40
9300	D9B340	01.06	9364	D	250 kW	1411	40
9300	D9B340	01.06	9364	D	250 kW	1411	40
9300	D9B360	01.06	9364	D	265 kW	1411	40
9300	D9B360	01.06	9364	D	265 kW	1411	40
9300	D9B380	01.06	9364	D	280 kW	1411	40
9300	D9B380	01.06	9364	D	280 kW	1411	40








							
	ENGINE	ccm		kW	1 POS		
9400 12.0 M	D7E290	10.08 - 02.17	7146	D	213 kW	1411	39
9400 13.8 M	D11C370	11.16 - 03.20	10837	D	272 kW	1412	45
9400 14.5 M	D11C410	11.16 - 03.20	10837	D	302 kW	1412	45
9400	D9A340	01.06	9364	D	250 kW	1411	40
9400	D9A340	01.06	9364	D	250 kW	1411	40
9400	D9B260	01.06	9364	D	191 kW	1411	40
9400	D9B260	01.06	9364	D	191 kW	1411	40
9400	D9B310	01.06	9364	D	228 kW	1411	40
9400	D9B310	01.06	9364	D	228 kW	1411	40
9400	D9B340	01.06	9364	D	250 kW	1411	40
9400	D9B340	01.06	9364	D	250 kW	1411	40
9400	D9B360	01.06	9364	D	265 kW	1411	40
9400	D9B360	01.06	9364	D	265 kW	1411	40
9400	D9B380	01.06	9364	D	280 kW	1411	40
9400	D9B380	01.06	9364	D	280 kW	1411	40
9400	D9B380	10.08 - 03.17	9364	D	280 kW	1411	40
9500	D9B380	10.10 - 12.13	9364	D	280 kW	1411	40
9700	D11K430	01.16	10837	D	316 kW	1412	45
9700	D11K430	01.16	10837	D	316 kW	1412	45
9700	D11K430	01.16	10837	D	316 kW	1412	45
9700	D11K460	01.16	10837	D	338 - 339 kW	1412	45
9700	D11K460	01.16	10837	D	338 - 339 kW	1412	45
9700	D11K460	01.16	10837	D	338 - 339 kW	1412	45
9700	D13C420	01.09	12777	D	309 kW	1414	54
9700	D13C420	01.09	12777	D	309 kW	1414	54
9700	D13C420	01.09	12777	D	309 kW	1414	54
9700	D13C460	01.09	12777	D	338 kW	1414	54
9700	D13C460	01.09	12777	D	338 kW	1414	54
9700	D13C460	01.09	12777	D	338 kW	1414	54
9700	D13C500	01.09	12777	D	368 kW	1414	54
9700	D13C500	01.09	12777	D	368 kW	1414	54
9700	D13C500	01.09	12777	D	368 kW	1414	54
9700	DH12D340	04.01	12130	D	250 kW	1414	52
9700	DH12D340	10.01	12130	D	250 kW	1414	52
9700	DH12D380	04.01	12130	D	280 kW	1414	52
9700	DH12D380	10.01	12130	D	280 kW	1414	52
9700	DH12D380	04.01	12130	D	280 kW	1414	52
9700	DH12D420	04.01	12130	D	309 kW	1414	52
9700	DH12D420	10.01	12130	D	309 kW	1414	52
9700	DH12E340	04.01	12130	D	250 kW	1414	52
9700	DH12E340	10.01	12130	D	250 kW	1414	52
9700	DH12E380	04.01	12130	D	280 kW	1414	52
9700	DH12E380	10.01	12130	D	280 kW	1414	52
9700	DH12E420	04.01	12130	D	309 kW	1414	52
9700	DH12E420	10.01	12130	D	309 kW	1414	52
9700	DH12E460	10.07	12130	D	338 kW	1414	52
9700	DH12E460	10.07	12130	D	338 kW	1414	52
9900	D11K430	08.16	10837	D	316 kW	1412	45
9900	D11K430	08.16	10837	D	316 kW	1412	45
9900	D11K430	08.16	10837	D	316 kW	1412	45
9900	D11K460	08.16	10837	D	338 - 339 kW	1412	45
9900	D11K460	08.16	10837	D	338 - 339 kW	1412	45
9900	D11K460	08.16	10837	D	338 - 339 kW	1412	45
9900	D13C420	01.09	12777	D	309 kW	1414	54
9900	D13C420	01.09	12777	D	309 kW	1414	54
9900	D13C420	01.09	12777	D	309 kW	1414	54
9900	D13C460	01.09	12777	D	338 kW	1414	54
9900	D13C460	01.09	12777	D	338 kW	1414	54
9900	D13C460	01.09	12777	D	338 kW	1414	54
9900	DH12D380	01.99	12130	D	280 kW	1414	52
9900	DH12D380	01.99	12130	D	280 kW	1414	52
9900	DH12D420	10.01	12130	D	309 kW	1414	52










							
9900	DH12D420	10.01	12130	D	309 kW	1414	52
9900	DH12E420	10.01	12130	D	309 kW	1414	52
9900	DH12E420	10.01	12130	D	309 kW	1414	52
9900	DH12E460	10.07	12130	D	338 kW	1414	52
9900	DH12E460	10.07	12130	D	338 kW	1414	52
A A25C	TD 73 KFE	01.99 - 12.12	6724	D	170 kW	1409	31
A A25D	D9A300	01.05 - 12.12	9364	D	224 kW	1411	40
A A25D	D9A300	01.05 - 12.12	9364	D	224 kW	1411	40
A A30D	D9A340	01.05 - 12.12	9364	D	251 kW	1411	40
A A30D	D9A340	01.05 - 12.12	9364	D	251 kW	1411	40
A A35D	D12C390	01.03 - 12.12	12130	D	289 kW	1414	53
A A35D	D12D390	01.03 - 12.12	12130	D	289 kW	1414	53
A A40D	D12A420	01.03 - 12.12	12130	D	309 kW	1414	51
A A40D	D12C420	01.03 - 12.12	12130	D	309 kW	1414	52
A A40D	D12D420	01.03 - 12.12	12130	D	309 kW	1414	52
B10	D10A360	01.96 - 12.03	9600	D	265 kW	1412	43
B10	D10B360	06.06 - 08.11	9600	D	265 kW	1412	43
B10	D10B360	06.06 - 08.11	9600	D	265 kW	1412	43
B10	THD 100 DA	01.78 - 12.03	9600	D	133 kW	1411	41
B10	THD 100 DC	01.94	9600	D	178 kW	1411	41
B10	THD 100 DD	01.85 - 12.03	9600	D	203 kW	1411	41
B10	THD 100 EA	01.78 - 12.03	9600	D	133 kW	1412	43
B10	THD 101 GB	01.96 - 12.03	9600	D	165 kW	1411	41
B10	THD 101 GB	01.85 - 12.03	9600	D	165 kW	1411	41
B10	THD 101 GB	01.85 - 12.03	9600	D	165 kW	1411	41
B10	THD 101 GB	01.85 - 12.03	9600	D	165 kW	1411	41
B10	THD 101 GC	01.90 - 12.01	9600	D	178 kW	1411	41
B10	THD 101 GC	01.85 - 12.03	9600	D	180 kW	1411	41
B10	THD 101 GC	01.96 - 12.03	9600	D	180 kW	1411	41
B10	THD 101 GC	01.85 - 12.03	9600	D	180 kW	1411	41
B10	THD 101 GD	01.96 - 12.03	9600	D	201 kW	1411	41
B10	THD 101 GD	01.85 - 12.03	9600	D	201 kW	1411	41
B10	THD 101 GD	01.90 - 12.01	9600	D	201 kW	1411	41
B10	THD 101 KB	01.96 - 12.03	9600	D	210 kW	1411	41
B10	THD 101 KB	01.88 - 12.03	9600	D	210 kW	1411	41
B10	THD 101 KB	01.88 - 12.03	9600	D	210 kW	1411	41
B10	THD 101 KB	01.88 - 12.03	9600	D	210 kW	1411	41
B10	THD 101 KC	01.96 - 12.03	9600	D	228 kW	1411	41
B10	THD 101 KC	01.85 - 12.03	9600	D	228 kW	1411	41
B10	THD 101 KC	01.85 - 12.03	9600	D	228 kW	1411	41
B10	THD 101 KC	01.85 - 12.03	9600	D	228 kW	1411	41
B10	THD 101 KE	01.78 - 12.03	9600	D	235 kW	1412	43
B10	THD 101 KE	01.78 - 12.03	9600	D	235 kW	1412	43
B10	THD 101 KE	01.78 - 12.03	9600	D	235 kW	1412	43
B10	THD 102 KA	01.78 - 12.03	9600	D	262 kW	1412	43
B10	THD 102 KA	01.78 - 12.03	9600	D	262 kW	1412	43
B10	THD 102 KB	01.92 - 12.01	9600	D	210 kW	1412	43
B10	THD 102 KB	01.88 - 12.03	9600	D	210 kW	1412	43
B10	THD 102 KB	01.88 - 12.03	9600	D	210 kW	1412	43
B10	THD 102 KB	01.88 - 12.03	9600	D	210 kW	1412	43
B10	THD 102 KD	01.88 - 12.03	9600	D	250 kW	1411	41
B10	THD 102 KD	01.88 - 12.03	9600	D	250 kW	1411	41
B10	THD 102 KD	01.90 - 12.01	9600	D	250 kW	1411	41
B10	THD 102 KD	01.88 - 12.03	9600	D	250 kW	1411	41
B10	THD 102 KE	01.78 - 12.03	9600	D	235 kW	1411	41
B10	THD 102 KE	01.78 - 12.03	9600	D	235 kW	1411	41
B10	THD 102 KE	01.78 - 12.03	9600	D	235 kW	1411	41
B10	THD 102 KF	01.92 - 12.01	9600	D	180 kW	1412	43
B10	THD 102 KF	01.85 - 12.03	9600	D	180 kW	1412	43
B10	THD 102 KF	01.96 - 12.03	9600	D	180 kW	1412	43






			ccm		kW		1	POS
B10	THD 102 KF	01.85 - 12.03	9600	D	180 kW	1412	43	
B10	THD 103 KB	01.92 - 12.01	9600	D	210 kW	1411	41	
B10	THD 103 KB	01.88 - 12.03	9600	D	210 kW	1411	41	
B10	THD 103 KB	01.88 - 12.03	9600	D	210 kW	1411	41	
B10	THD 103 KB	01.88 - 12.03	9600	D	210 kW	1411	41	
B10	THD 103 KD	01.88 - 12.03	9600	D	250 kW	1411	41	
B10	THD 103 KD	01.88 - 12.03	9600	D	250 kW	1411	41	
B10	THD 103 KD	01.90 - 12.01	9600	D	250 kW	1411	41	
B10	THD 103 KD	01.88 - 12.03	9600	D	250 kW	1411	41	
B10	THD 103 KF	01.92 - 12.01	9600	D	180 kW	1411	41	
B10	THD 103 KF	01.85 - 12.03	9600	D	180 kW	1411	41	
B10	THD 103 KF	01.85 - 12.03	9600	D	180 kW	1411	41	
B11 B11R	D11A370	01.11	10837	D	273 kW	1412	45	
B11 B11R	D11A430	01.11	10837	D	317 kW	1412	45	
B11 B11R	D11A430	01.11	10837	D	317 kW	1412	45	
B11 B11R	D11A430	01.11	10837	D	317 kW	1412	45	
B11 B11R	D11C330	09.11	10837	D	243 kW	1412	45	
B11 B11R	D11C330	09.11	10837	D	243 kW	1412	45	
B11 B11R	D11C330	01.11	10837	D	243 kW	1412	45	
B11 B11R	D11C370	09.11	10837	D	272 - 280 kW	1412	45	
B11 B11R	D11C370	09.11	10837	D	272 - 280 kW	1412	45	
B11 B11R	D11C410	09.11	10837	D	302 kW	1412	45	
B11 B11R	D11C410	09.11	10837	D	302 kW	1412	45	
B11 B11R	D11C410	01.11	10837	D	302 kW	1412	45	
B11 B11R	D11C450	01.11	10837	D	332 kW	1412	45	
B11 B11R	D11C450	01.11	10837	D	332 kW	1412	45	
B11 B11R	D11C450	01.11	10837	D	332 kW	1412	45	
B11 B11R	D11K380	09.11	10837	D	272 - 280 kW	1412	45	
B11 B11R	D11K380	09.11	10837	D	272 - 280 kW	1412	45	
B11 B11R	D11K380	04.13	10837	D	279 kW	1412	45	
B11 B11R	D11K430	09.13	10837	D	316 kW	1412	45	
B11 B11R	D11K430	09.13	10837	D	316 kW	1412	45	
B11 B11R	D11K430	04.20	10837	D	316 kW	1412	45	
B11 B11R	D11K430	04.13	10837	D	316 kW	1412	45	
B11 B11R	D11K460	09.13	10837	D	339 kW	1412	45	
B11 B11R	D11K460	09.13	10837	D	339 kW	1412	45	
B11 B11R	D11K460	04.13	10837	D	339 kW	1412	45	
B12	D12A340	01.91 - 12.06	12130	D	250 kW	1414	51	
B12	D12A340	01.91 - 12.06	12130	D	250 kW	1414	51	
B12	D12A380	01.91 - 12.06	12130	D	279 kW	1414	51	
B12	D12A380	01.91 - 12.06	12130	D	279 kW	1414	51	
B12	D12A420	01.92	12130	D	309 kW	1414	51	
B12	D12A420	01.91 - 12.06	12130	D	309 kW	1414	51	
B12	D12C390	01.91 - 12.06	12130	D	283 kW	1414	53	
B12	D12C390	01.91 - 12.06	12130	D	283 kW	1414	53	
B12	D12C420	02.06	12130	D	309 kW	1414	52	
B12	D12C420	02.06	12130	D	309 kW	1414	52	
B12	D12D340	01.91 - 12.06	12130	D	250 kW	1414	52	
B12	D12D340	01.91 - 12.06	12130	D	250 kW	1414	52	
B12	D12D380	02.06	12130	D	280 kW	1414	52	
B12	D12D380	01.91 - 12.06	12130	D	279 kW	1414	52	
B12	D12D380	01.91 - 12.06	12130	D	279 kW	1414	52	
B12	D12D380	01.03 - 12.11	12130	D	279 kW	1414	52	
B12	D12D380	01.03 - 12.11	12130	D	279 kW	1414	52	
B12	D12D380	01.03 - 12.11	12130	D	279 kW	1414	52	
B12	D12D420	02.06	12130	D	309 kW	1414	52	
B12	D12D420	02.06	12130	D	309 kW	1414	52	
B12	D12D420	01.91 - 12.06	12130	D	309 kW	1414	52	
B12	D12D420	01.03 - 12.11	12130	D	309 kW	1414	52	
B12	D12D420	01.03 - 12.11	12130	D	309 kW	1414	52	
B12	DH12D340	02.06	12130	D	250 kW	1414	52	
B12	DH12E340	02.06	12130	D	250 kW	1414	52	










							
B12	DH12E340	02.06	12130	D	250 kW	1414	52
B12	DH12E340	10.10	12130	D	250 kW	1414	52
B12	DH12E380	02.06	12130	D	280 kW	1414	52
B12	DH12E380	02.06	12130	D	280 kW	1414	52
B12	DH12E420	02.06	12130	D	309 kW	1414	52
B12	DH12E420	02.06	12130	D	309 kW	1414	52
B12	DH12E460	02.06	12130	D	338 kW	1414	52
B12	DH12E460	02.06	12130	D	338 kW	1414	52
B12	TD 122 FH	01.92	11980	D	262 kW	1413	49
B12	TD 122 FH	01.91 - 12.06	11980	D	262 kW	1413	49
B12	TD 122 FL	01.92	11980	D	291 - 298 kW	1413	49
B12	TD 122 FL	01.91 - 12.06	11980	D	291 kW	1413	49
B12	TD 123 EC	01.91 - 12.06	11980	D	224 kW	1413	49
B12	TD 123 EC	01.91 - 12.06	11980	D	224 kW	1413	49
B12	TD 123 ES	01.92	11980	D	291 - 298 kW	1413	49
B12	TD 123 ES	01.91 - 12.06	11980	D	298 kW	1413	49
B12	TD 123 E	01.91 - 12.06	11980	D	262 kW	1413	49
B13	D13C420	01.09	12777	D	309 kW	1414	54
B13	D13C420	01.09	12777	D	309 kW	1414	54
B13	D13C420	01.09	12777	D	309 kW	1414	54
B13	D13C460	01.09	12777	D	338 kW	1414	54
B13	D13C460	01.09	12777	D	338 kW	1414	54
B13	D13C460	01.09	12777	D	338 kW	1414	54
B13	D13C500	01.09	12777	D	368 kW	1414	54
B13	D13C500	01.09	12777	D	368 kW	1414	54
B13	D13C500	01.09	12777	D	368 kW	1414	54
B6 B6R, B6LE	D6A180	11.91	5480	D	132 kW	1409	30
B6 B6R, B6LE	D6A210	11.91	5480	D	154 kW	1409	30
B6 B6R, B6LE	TD 63 ES	11.91	5480	D	154 kW	1409	30
B6 B6R, B6LE	TD 63 E	11.91	5480	D	132 kW	1409	30
B6	D7E240	01.91 - 12.06	7146	D	177 kW	1411	39
B6	D7E290	01.91 - 12.06	7146	D	213 kW	1411	39
B6	D7E320	01.91 - 12.06	7146	D	235 kW	1411	39
B7 B 7 R	D7E290	09.08	7146	D	213 kW	1411	39
B7 B 7	D7E290	01.98	7146	D	213 kW	1411	39
B7 B 7	D7E290	01.98	7146	D	213 kW	1411	39
B7 B 7	D7E290	01.98	7146	D	213 kW	1411	39
B7 B7R	D7B260	10.01 - 12.07	6725	D	191 kW	1409	33
B7 B7R	D7E290	09.11 - 12.16	7146	D	213 kW	1411	39
B9 9400	D9B380	10.08	9364	D	280 kW	1411	40
B9 B9R	D9B340	10.08 - 03.17	9364	D	250 kW	1411	40
B9	D9A300	01.02	9364	D	220 kW	1411	40
B9	D9A300	01.02	9364	D	220 kW	1411	40
B9	D9A340	01.02	9364	D	250 kW	1411	40
B9	D9A340	01.02	9364	D	250 kW	1411	40
B9	D9B260	09.05	9364	D	191 kW	1411	40
B9	D9B260	09.05	9364	D	191 kW	1411	40
B9	D9B260	01.06	9364	D	191 kW	1411	40
B9	D9B310	09.05	9364	D	228 kW	1411	40
B9	D9B310	09.05	9364	D	228 kW	1411	40
B9	D9B310	01.06	9364	D	228 kW	1411	40
B9	D9B340	05.10	9364	D	250 kW	1411	40
B9	D9B340	01.02	9364	D	250 kW	1411	40
B9	D9B340	01.02	9364	D	250 kW	1411	40
B9	D9B340	01.06	9364	D	250 kW	1411	40
B9	D9B360	09.05	9364	D	265 kW	1411	40
B9	D9B360	09.05	9364	D	265 kW	1411	40
B9	D9B360	01.06	9364	D	265 kW	1411	40
B9	D9B380	05.10	9364	D	279 - 280 kW	1411	40
B9	D9B380	01.06	9364	D	280 kW	1411	40
B9	D9B380	01.06	9364	D	280 kW	1411	40
F10 F 10/210	TD 100 A	01.76 - 12.83	9600	D	154 kW	1411	41








							
F12 F 12/400,F 12/410	TD 122 FS	12.90 - 12.94	11980	D	291 - 298 kW	1413	47
F12 F 12/400,F 12/410	TD 123 ES	01.88 - 12.94	11980	D	291 - 298 kW	1413	49
F12 F 12/400,F 12/410	TD 123 ES	12.90 - 12.94	11980	D	291 - 298 kW	1413	49
F12 F 12/400,F 12/410	TD 123 ES	12.90 - 12.94	11980	D	291 - 298 kW	1413	49
F12 F 12/400,F 12/410	TD 123 ES	12.90 - 12.94	11980	D	291 - 298 kW	1413	49
F12 F 12/400,F 12/410	TD 123 ES	12.90 - 12.94	11980	D	291 - 298 kW	1413	49
F12 F 12/400	TD 122 FL	01.88 - 12.90	11980	D	291 kW	1413	49
F12 F 12/400	TD 122 FL	01.88 - 12.90	11980	D	291 kW	1413	49
F12 F 12/400	TD 122 FL	01.88 - 12.90	11980	D	291 kW	1413	49
F12 F 12/400	TD 122 FL	01.88 - 12.90	11980	D	291 kW	1413	49
F12 F 12/400	TD 122 FL	01.88 - 12.90	11980	D	291 kW	1413	49
F12 F 12/400	TD 122 FL	12.90 - 12.94	11980	D	291 kW	1413	49
F12 F 12/400	TD 122 FL	12.90 - 12.94	11980	D	291 kW	1413	49
F12 F 12/400	TD 122 FL	01.87 - 12.95	11980	D	291 kW	1413	49
F12 F 12/400	TD 122 FL	01.87 - 12.95	11980	D	291 kW	1413	49
F12 F 12/400	TD 122 FL	01.87 - 12.95	11980	D	291 kW	1413	49
F12 F 12/400	TD 122 FL	01.87 - 12.95	11980	D	291 kW	1413	49
F12 F 12/400	TD 122 FL	01.87 - 12.95	11980	D	291 kW	1413	49
F12 F 12/400	TD 122 FS	01.88 - 12.90	11980	D	291 kW	1413	47
F12 F 12/400	TD 122 FS	01.88 - 12.90	11980	D	291 kW	1413	47
F12 F 12/400	TD 122 FS	01.88 - 12.90	11980	D	291 kW	1413	47
F12 F 12/400	TD 122 FS	01.88 - 12.90	11980	D	291 kW	1413	47
F12 F 12/400	TD 122 FS	01.88 - 12.90	11980	D	291 kW	1413	47
F12 F 12/400	TD 122 FS	12.90 - 12.94	11980	D	291 kW	1413	47
F12 F 12/400	TD 122 FS	12.90 - 12.94	11980	D	291 kW	1413	47
F12 F 12/400	TD 122 FS	01.87 - 12.95	11980	D	291 kW	1413	47
F12 F 12/400	TD 122 FS	01.87 - 12.95	11980	D	291 kW	1413	47
F12 F 12/400	TD 122 FS	01.87 - 12.95	11980	D	291 kW	1413	47
F12 F 12/400	TD 122 FS	01.87 - 12.95	11980	D	291 kW	1413	47
F12 F 12/410	TD 123 ES	01.87 - 12.95	11980	D	298 kW	1413	49
F12 F 12/410	TD 123 ES	01.87 - 12.95	11980	D	298 kW	1413	49
F12 F 12/410	TD 123 ES	01.87 - 12.95	11980	D	298 kW	1413	49
F12 F 12/410	TD 123 ES	01.87 - 12.95	11980	D	298 kW	1413	49
F4 F 406	D 39 B	09.75 - 02.86	3866	D	59 kW	1408	28
F6 F 609	D 60 A	03.75 - 02.80	5480	D	88 kW	1409	30
F6 F 610	TD 60 C	02.80 - 10.86	5480	D	108 - 113 kW	1409	30
F6 F 611	D 60 A	09.75 - 01.80	5480	D	88 kW	1409	30
F6 F 611	TD 60 C	02.80 - 02.86	5480	D	113 kW	1409	30
F6 F 612	TD 60 C	04.83 - 02.86	5480	D	108 kW	1409	30
F6 F 613,F 614	TD 60 A	09.75 - 02.86	5480	D	128 - 132 kW	1409	30
F6 F 613,F 614	TD 60 B	09.75 - 02.86	5480	D	128 - 132 kW	1409	30
F6 F 615 S	TD 60 B	12.78 - 10.81	5480	D	132 kW	1409	30
F6 F 616	TD 60 B	02.81 - 02.86	5480	D	128 kW	1409	30
F6 F 617 S	TD 60 B	12.78 - 02.86	5480	D	132 kW	1409	30
F7 F 7	TD 70 FS	08.78 - 12.85	6700	D	162 kW	1409	31
F7 F 7	TD 70 FS	08.78 - 12.85	6700	D	162 kW	1409	31
F7 F 7	TD 70 FS	08.78 - 12.85	6700	D	162 kW	1409	31
F7 F 7	TD 70 FS	08.78 - 12.85	6700	D	162 kW	1409	31
F7 F 7	TD 70 FS	08.78 - 12.85	6700	D	180 kW	1409	31
F7 F 7	TD 70 FS	08.78 - 12.85	6700	D	180 kW	1409	31
F7 F 7	TD 70 FS	08.78 - 12.85	6700	D	180 kW	1409	31
F7 F 7	TD 70 FS	08.78 - 12.85	6700	D	180 kW	1409	31
F7 F 7	TD 70 F	08.78 - 12.85	6700	D	162 kW	1410	35
F7 F 7	TD 70 F	08.78 - 12.85	6700	D	162 kW	1410	35
F7 F 7	TD 70 F	08.78 - 12.85	6700	D	162 kW	1410	35
F7 F 7	TD 70 F	08.78 - 12.85	6700	D	162 kW	1410	35
F7 F 7	TD 70 G	08.78 - 12.85	6700	D	162 kW	1409	31
F7 F 7	TD 70 G	08.78 - 12.85	6700	D	162 kW	1409	31
F7 F 7	TD 70 G	08.78 - 12.85	6700	D	162 kW	1409	31








		 ccm	 kW	 1 POS			
F7 F 7	TD 70 G	08.78 - 12.85	6700	D	162 kW	1409	31
F7 F 7	TD 70 G	08.78 - 12.85	6700	D	147 - 156 kW	1409	31
F7 F 7	TD 70 G	08.78 - 12.85	6700	D	147 - 156 kW	1409	31
F7 F 7	TD 70 G	08.78 - 12.85	6700	D	147 - 156 kW	1409	31
F7 F 7	TD 70 G	08.78 - 12.85	6700	D	147 - 156 kW	1409	31
F80 F 86/207	TD 70 B	08.65 - 12.74	6700	D	152 kW	1410	35
F80 F 86/207	TD 70 B	08.65 - 12.74	6700	D	152 kW	1410	35
F80 F 88/260	TD 100 A	08.65 - 06.77	9600	D	190 kW	1411	41
F80 F 89/330	TD 120 A	10.70 - 06.77	11980	D	243 kW	1413	49
F80 F 89/330	TD 120 A	10.70 - 06.77	11980	D	243 kW	1413	49
FE II FE 240-18	D7E240	05.12	7146	D	177 kW	1411	39
FE II FE 240-18	D7E240	05.12	7146	D	177 kW	1411	39
FE II FE 240-18	D7F240	05.12	7146	D	177 kW	1411	39
FE II FE 240-18	D7F240	05.12	7146	D	177 kW	1411	39
FE II FE 240-26	D7E240	05.12	7146	D	177 kW	1411	39
FE II FE 240-26	D7E240	05.13	7146	D	177 kW	1411	39
FE II FE 240-26	D7F240	05.12	7146	D	177 kW	1411	39
FE II FE 240-26	D7F240	05.13	7146	D	177 kW	1411	39
FE II FE 260-18	D7F260	05.12	7146	D	191 kW	1411	39
FE II FE 260-18	D7F260	05.12	7146	D	191 kW	1411	39
FE II FE 260-18	D7F260	05.12	7146	D	191 kW	1411	39
FE II FE 260-26	D7F260	05.12	7146	D	191 kW	1411	39
FE II FE 260-26	D7F260	05.12	7146	D	191 kW	1411	39
FE II FE 260-26	D7F260	05.12	7146	D	191 kW	1411	39
FE II FE 280-18	D7E280	05.12	7146	D	206 kW	1411	39
FE II FE 280-18	D7E280	05.12	7146	D	206 kW	1411	39
FE II FE 280-19	D7E280	05.13	7146	D	206 kW	1411	39
FE II FE 280-26	D7E280	05.12	7146	D	206 kW	1411	39
FE II FE 280-26	D7E280	05.12	7146	D	206 kW	1411	39
FE II FE 280-26	D7E280	05.13	7146	D	206 kW	1411	39
FE II FE 300-18	D7F300	05.12	7146	D	221 kW	1411	39
FE II FE 300-18	D7F300	05.12	7146	D	221 kW	1411	39
FE II FE 300-18	D7F300	05.12	7146	D	221 kW	1411	39
FE II FE 300-26	D7F300	05.12	7146	D	221 kW	1411	39
FE II FE 300-26	D7F300	05.12	7146	D	221 kW	1411	39
FE II FE 300-26	D7F300	05.12	7146	D	221 kW	1411	39
FE II FE 300-26	D7F300	05.12	7146	D	221 kW	1411	39
FE II FE 320-18	D7E320	05.12	7146	D	235 kW	1411	39
FE II FE 320-18	D7E320	05.12	7146	D	235 kW	1411	39
FE II FE 320-19	D7E320	05.13	7146	D	235 kW	1411	39
FE II FE 320-26	D7E320	05.12	7146	D	235 kW	1411	39
FE II FE 320-26	D7E320	05.12	7146	D	235 kW	1411	39
FE II FE 320-26	D7E320	05.13	7146	D	235 kW	1411	39
FE II FE 340-18	D7F340	05.12	7146	D	250 kW	1411	39
FE II FE 340-18	D7F340	05.12	7146	D	250 kW	1411	39
FE II FE 340-18	D7F340	05.12	7146	D	250 kW	1411	39
FE II FE 340-26	D7F340	05.12	7146	D	250 kW	1411	39
FE II FE 340-26	D7F340	05.12	7146	D	250 kW	1411	39
FE II FE 340-26	D7F340	05.12	7146	D	250 kW	1411	39
FE FE 240-18	D7E240	05.06	7146	D	177 kW	1411	39
FE FE 240-18	D7E240	05.06	7146	D	177 kW	1411	39
FE FE 240-18	D7E240	05.06	7146	D	177 kW	1411	39
FE FE 240-18	D7E240	05.06	7146	D	177 kW	1411	39
FE FE 240-18	D7F240	05.06	7146	D	177 kW	1411	39
FE FE 240-18	D7F240	05.06	7146	D	177 kW	1411	39
FE FE 240-22	D7E240	05.06	7146	D	177 kW	1411	39
FE FE 240-22	D7E240	05.06 - 01.09	7146	D	177 kW	1411	39
FE FE 240-26	D7E240	05.06	7146	D	177 kW	1411	39
FE FE 240-26	D7E240	05.06	7146	D	177 kW	1411	39
FE FE 240-26	D7E240	05.06	7146	D	177 kW	1411	39
FE FE 240-26	D7E240	05.06	7146	D	177 kW	1411	39
FE FE 240-26	D7E240	05.06	7146	D	177 kW	1411	39
FE FE 240-26	D7E240	05.06	7146	D	177 kW	1411	39








							
N10 N 10/300	TD 101 F	01.73 - 12.89	9600	D	220 kW	1411	41
N10 N 10/300	TD 101 F	01.80 - 12.96	9600	D	220 - 221 kW	1411	41
N10 N 10/300	TD 101 F	01.84 - 12.98	9600	D	220 - 221 kW	1411	41
N10 N 10/300	TD 101 F	01.80 - 12.89	9600	D	220 kW	1411	41
N10 N 10/300	TD 101 F	01.80 - 12.89	9600	D	220 kW	1411	41
N10 N 10/300	TD 101 F	01.80 - 12.89	9600	D	220 kW	1411	41
N10 N 10/300	TD 101 F	01.80 - 12.89	9600	D	220 kW	1411	41
N10 N 10/300	TD 101 F	01.80 - 12.89	9600	D	220 kW	1411	41
N12 N 12/290	TD 120 FA	01.81 - 12.89	11980	D	213 kW	1413	49
N12 N 12/290	TD 120 FA	01.81 - 12.89	11980	D	213 kW	1413	49
N12 N 12/290	TD 120 FA	01.81 - 12.89	11980	D	213 kW	1413	49
N12 N 12/290	TD 120 FA	01.81 - 12.89	11980	D	213 kW	1413	49
N12 N 12/290	TD 121 G	01.81 - 12.89	11980	D	215 kW	1413	48
N12 N 12/290	TD 121 G	01.81 - 12.89	11980	D	215 kW	1413	48
N12 N 12/290	TD 121 G	01.81 - 12.89	11980	D	215 kW	1413	48
N12 N 12/290	TD 121 G	01.81 - 12.89	11980	D	215 kW	1413	48
N12 N 12/290	TD 121 G	01.81 - 12.89	11980	D	215 kW	1413	48
N12 N 12/290	TD 121 G	01.81 - 12.89	11980	D	215 kW	1413	48
N12 N 12/310	TD 120 FB	01.81 - 12.89	11980	D	226 kW	1413	49
N12 N 12/310	TD 120 FB	01.81 - 12.89	11980	D	226 kW	1413	49
N12 N 12/310	TD 120 FB	01.81 - 12.89	11980	D	226 kW	1413	49
N12 N 12/310	TD 120 FB	01.81 - 12.89	11980	D	226 kW	1413	49
N12 N 12/310	TD 120 GA	01.81 - 12.89	11980	D	227 kW	1413	49
N12 N 12/310	TD 120 GA	01.81 - 12.89	11980	D	227 kW	1413	49
N12 N 12/310	TD 120 GA	01.81 - 12.89	11980	D	227 kW	1413	49
N12 N 12/310	TD 120 GA	01.81 - 12.89	11980	D	227 kW	1413	49
N12 N 12/310	TD 120 GA	01.81 - 12.89	11980	D	227 kW	1413	49
N12 N 12/310	TD 120 GA	01.81 - 12.89	11980	D	227 kW	1413	49
N12 N 12/330	TD 121 G	01.81 - 12.83	11980	D	243 kW	1413	48
N12 N 12/330	TD 121 G	06.84 - 09.91	11980	D	243 kW	1413	48
N12 N 12/330	TD 121 G	01.81 - 12.89	11980	D	243 kW	1413	48
N12 N 12/330	TD 121 G	01.81 - 12.89	11980	D	243 kW	1413	48
N12 N 12/330	TD 121 G	01.81 - 12.89	11980	D	243 kW	1413	48
N12 N 12/350	TD 121 FC	01.81 - 12.89	11980	D	257 kW	1413	50
N12 N 12/350	TD 121 FC	01.81 - 12.89	11980	D	257 kW	1413	50
N12 N 12/350	TD 121 FC	01.81 - 12.89	11980	D	257 kW	1413	50
N12 N 12/350	TD 121 FE	01.81 - 12.89	11980	D	257 kW	1413	50
N12 N 12/350	TD 121 FE	01.81 - 12.89	11980	D	257 kW	1413	50
N12 N 12/350	TD 121 FE	01.81 - 12.89	11980	D	257 kW	1413	50
N12 N 12/350	TD 121 FE	01.81 - 12.89	11980	D	257 kW	1413	50
N12 N 12/370	TD 121 FF	01.81 - 12.89	11980	D	272 kW	1413	50
N12 N 12/370	TD 121 FF	01.81 - 12.89	11980	D	272 kW	1413	50
N12 N 12/370	TD 121 FF	01.81 - 12.89	11980	D	272 kW	1413	50
N12 N 12/370	TD 121 F	01.81 - 12.89	11980	D	270 kW	1413	47
N12 N 12/370	TD 121 F	01.81 - 12.89	11980	D	270 kW	1413	47
N12 N 12/370	TD 121 F	01.81 - 12.89	11980	D	270 kW	1413	47
N12 N 12/370	TD 121 F	01.81 - 12.89	11980	D	270 kW	1413	47
N12 N 12/370	TD 121 F	01.81 - 12.89	11980	D	270 kW	1413	47
N12 N 12/370	TD 121 F	01.81 - 12.89	11980	D	270 kW	1413	47
N12 N 12/385	TD 121 F	01.85 - 12.88	11980	D	283 kW	1413	47
N12 N 12/385	TD 121 F	06.84 - 09.91	11980	D	283 kW	1413	47
N12 N 12/385	TD 121 F	01.81 - 12.89	11980	D	283 kW	1413	47
N12 N 12/385	TD 121 F	01.81 - 12.89	11980	D	283 kW	1413	47
N12 N 12/385	TD 121 F	01.81 - 12.89	11980	D	283 kW	1413	47
N7	TD 70 ES	01.73 - 09.80	6700	D	155 kW	1409	31
NH12 NH 12/340	D12C340	05.99	12130	D	250 kW	1414	52
NH12 NH 12/340	D12C340	10.03 - 12.06	12130	D	250 kW	1414	52
NH12 NH 12/380	D12A380	01.98 - 09.03	12130	D	279 - 280 kW	1414	51
NH12 NH 12/380	D12C380	05.99	12130	D	279 kW	1414	52
NH12 NH 12/380	D12C380	05.99	12130	D	279 kW	1414	52

			ccm		kW		1 POS
NL NL 12/400	TD 122 FS	01.89 - 12.95	11980	D	291 kW	1413	47
NL NL 12/400	TD 122 FS	01.89 - 12.95	11980	D	291 kW	1413	47
NL NL 12/400	TD 122 FS	01.89 - 12.95	11980	D	291 kW	1413	47
NL NL 12/400	TD 122 FS	01.89 - 12.95	11980	D	291 kW	1413	47
NL NL 12/400	TD 122 FS	01.89 - 12.95	11980	D	291 kW	1413	47
NL NL 12/400	TD 122 FS	01.89 - 12.95	11980	D	291 kW	1413	47
NL NL 12/410	TD 123 ES	01.90	11980	D	301 - 302 kW	1413	49
NL NL 12/410	TD 123 ES	01.90	11980	D	301 - 302 kW	1413	49
NL NL 12/410	TD 123 ES	12.92 - 12.94	11980	D	301 - 302 kW	1413	49
NL NL 12/410	TD 123 ES	01.95 - 12.99	11980	D	298 kW	1413	49
OLYMPIAN Olympian	THD 102 KF	01.92 - 12.00	9600	D	180 kW	1412	43
VA VAH 200-325	D11-325	08.16	10837	D	239 kW	1412	45
VA VAH 200-355	D11-355	08.16	10837	D	261 kW	1412	45
VA VAH 200-365	D11-365	08.16	10837	D	268 - 269 kW	1412	45
VA VAH 200-380	D13C380	08.16	12777	D	279 - 280 kW	1414	54
VA VAH 200-385	D11-385	08.16	10837	D	283 kW	1412	45
VA VAH 200-405	D11-405	08.16	10837	D	298 kW	1412	45
VA VAH 200-420	D13C420	08.16	12777	D	309 kW	1414	54
VA VAH 200-460	D13C460	08.16	12777	D	338 kW	1414	54
VA VAH 200-500	D13C500	08.16	12777	D	368 kW	1414	54
VA VAH 430-325	D11-325	08.16	10837	D	239 kW	1412	45
VA VAH 430-355	D11-355	08.16	10837	D	261 kW	1412	45
VA VAH 430-365	D11-365	08.16	10837	D	268 - 269 kW	1412	45
VA VAH 430-380	D13C380	08.16	12777	D	279 - 280 kW	1414	54
VA VAH 430-385	D11-385	08.16	10837	D	283 kW	1412	45
VA VAH 430-405	D11-405	08.16	10837	D	298 kW	1412	45
VA VAH 430-420	D13C420	08.16	12777	D	309 kW	1414	54
VA VAH 430-460	D13C460	08.16	12777	D	338 kW	1414	54
VA VAH 430-500	D13C500	08.16	12777	D	368 kW	1414	54
VA VAH 630-325	D11-325	08.16	10837	D	239 kW	1412	45
VA VAH 630-355	D11-355	08.16	10837	D	261 kW	1412	45
VA VAH 630-365	D11-365	08.16	10837	D	268 - 269 kW	1412	45
VA VAH 630-380	D13C380	08.16	12777	D	279 - 280 kW	1414	54
VA VAH 630-385	D11-385	08.16	10837	D	283 kW	1412	45
VA VAH 630-405	D11-405	08.16	10837	D	298 kW	1412	45
VA VAH 630-420	D13C420	08.16	12777	D	309 kW	1414	54
VA VAH 630-460	D13C460	08.16	12777	D	338 kW	1414	54
VA VAH 630-500	D13C500	08.16	12777	D	368 kW	1414	54
VH VHD 200-325	D11-325	08.16	10837	D	239 kW	1412	45
VH VHD 200-325	D11-325	08.16	10837	D	239 kW	1412	45
VH VHD 200-325	D11-325	08.16	10837	D	239 kW	1412	45
VH VHD 200-325	D11-325	08.16	10837	D	239 kW	1412	45
VH VHD 200-355	D11-355	08.16	10837	D	261 kW	1412	45
VH VHD 200-355	D11-355	08.16	10837	D	261 kW	1412	45
VH VHD 200-355	D11-355	08.16	10837	D	261 kW	1412	45
VH VHD 200-355	D11-355	08.16	10837	D	261 kW	1412	45
VH VHD 200-355	D11-355	08.16	10837	D	261 kW	1412	45
VH VHD 200-365	D11-365	08.16	10837	D	268 - 269 kW	1412	45
VH VHD 200-365	D11-365	08.16	10837	D	268 - 269 kW	1412	45
VH VHD 200-365	D11-365	08.16	10837	D	268 - 269 kW	1412	45
VH VHD 200-365	D11-365	08.16	10837	D	268 - 269 kW	1412	45
VH VHD 200-365	D11-365	08.16	10837	D	268 - 269 kW	1412	45
VH VHD 200-380	D13C380	08.16	12777	D	279 - 280 kW	1414	54
VH VHD 200-380	D13C380	08.16	12777	D	279 - 280 kW	1414	54
VH VHD 200-380	D13C380	08.16	12777	D	279 - 280 kW	1414	54
VH VHD 200-380	D13C380	08.16	12777	D	279 - 280 kW	1414	54
VH VHD 200-385	D11-385	08.16	10837	D	283 kW	1412	45
VH VHD 200-385	D11-385	08.16	10837	D	283 kW	1412	45
VH VHD 200-385	D11-385	08.16	10837	D	283 kW	1412	45
VH VHD 200-385	D11-385	08.16	10837	D	283 kW	1412	45
VH VHD 200-405	D11-405	08.16	10837	D	298 kW	1412	45
VH VHD 200-405	D11-405	08.16	10837	D	298 kW	1412	45
VH VHD 200-405	D11-405	08.16	10837	D	298 kW	1412	45
VH VHD 200-405	D11-405	08.16	10837	D	298 kW	1412	45











							
			ccm			1 POS	
VH VHD 200-420	D13C420	08.16	12777	D	309 kW	1414	54
VH VHD 200-420	D13C420	08.16	12777	D	309 kW	1414	54
VH VHD 200-420	D13C420	08.16	12777	D	309 kW	1414	54
VH VHD 200-420	D13C420	08.16	12777	D	309 kW	1414	54
VH VHD 200-460	D13C460	08.16	12777	D	338 kW	1414	54
VH VHD 200-460	D13C460	08.16	12777	D	338 kW	1414	54
VH VHD 200-460	D13C460	08.16	12777	D	338 kW	1414	54
VH VHD 200-460	D13C460	08.16	12777	D	338 kW	1414	54
VH VHD 200-500	D13C500	08.16	12777	D	368 kW	1414	54
VH VHD 200-500	D13C500	08.16	12777	D	368 kW	1414	54
VH VHD 200-500	D13C500	08.16	12777	D	368 kW	1414	54
VH VHD 200-500	D13C500	08.16	12777	D	368 kW	1414	54
VH VHD 430-325	D11-325	08.16	10837	D	239 kW	1412	45
VH VHD 430-325	D11-325	08.16	10837	D	239 kW	1412	45
VH VHD 430-325	D11-325	08.16	10837	D	239 kW	1412	45
VH VHD 430-355	D11-355	08.16	10837	D	261 kW	1412	45
VH VHD 430-355	D11-355	08.16	10837	D	261 kW	1412	45
VH VHD 430-355	D11-355	08.16	10837	D	261 kW	1412	45
VH VHD 430-365	D11-365	08.16	10837	D	268 - 269 kW	1412	45
VH VHD 430-365	D11-365	08.16	10837	D	268 - 269 kW	1412	45
VH VHD 430-365	D11-365	08.16	10837	D	268 - 269 kW	1412	45
VH VHD 430-380	D13C380	08.16	12777	D	279 - 280 kW	1414	54
VH VHD 430-380	D13C380	08.16	12777	D	279 - 280 kW	1414	54
VH VHD 430-380	D13C380	08.16	12777	D	279 - 280 kW	1414	54
VH VHD 430-385	D11-385	08.16	10837	D	283 kW	1412	45
VH VHD 430-385	D11-385	08.16	10837	D	283 kW	1412	45
VH VHD 430-385	D11-385	08.16	10837	D	283 kW	1412	45
VH VHD 430-405	D11-405	08.16	10837	D	298 kW	1412	45
VH VHD 430-405	D11-405	08.16	10837	D	298 kW	1412	45
VH VHD 430-405	D11-405	08.16	10837	D	298 kW	1412	45
VH VHD 430-420	D13C420	08.16	12777	D	309 kW	1414	54
VH VHD 430-420	D13C420	08.16	12777	D	309 kW	1414	54
VH VHD 430-420	D13C420	08.16	12777	D	309 kW	1414	54
VH VHD 430-460	D13C460	08.16	12777	D	338 kW	1414	54
VH VHD 430-460	D13C460	08.16	12777	D	338 kW	1414	54
VH VHD 430-460	D13C460	08.16	12777	D	338 kW	1414	54
VH VHD 430-500	D13C500	08.16	12777	D	368 kW	1414	54
VH VHD 430-500	D13C500	08.16	12777	D	368 kW	1414	54
VH VHD 430-500	D13C500	08.16	12777	D	368 kW	1414	54
VLE	D6B 180	01.08 - 12.08	5480	D	132 kW	1409	30
VLE	D6B 220	01.08 - 12.08	5480	D	162 kW	1409	30
VLE	D6B 250	01.08 - 12.08	5480	D	185 kW	1409	30
VLE	D7E240	01.09 - 12.10	7146	D	177 kW	1411	39
VLE	D7E240	01.11 - 12.14	7146	D	177 kW	1411	39
VLE	D7E280	01.09 - 12.10	7146	D	206 kW	1411	39
VLE	D7E280	01.11 - 12.14	7146	D	206 kW	1411	39
VLE	D7E320	01.09 - 12.10	7146	D	235 kW	1411	39
VLE	D7E320	01.11 - 12.14	7146	D	235 kW	1411	39
VNL VNL 300-325	D11-325	08.16	10837	D	239 kW	1412	45
VNL VNL 300-355	D11-355	08.16	10837	D	261 kW	1412	45
VNL VNL 300-365	D11-365	08.16	10837	D	268 - 269 kW	1412	45
VNL VNL 300-380	D13C380	08.16	12777	D	279 - 280 kW	1414	54
VNL VNL 300-385	D11-385	08.16	10837	D	283 kW	1412	45
VNL VNL 300-405	D11-405	08.16	10837	D	298 kW	1412	45
VNL VNL 300-420	D13C420	08.16	12777	D	309 kW	1414	54
VNL VNL 300-460	D13C460	08.16	12777	D	338 kW	1414	54
VNL VNL 300-500	D13C500	08.16	12777	D	368 kW	1414	54
VNL VNL 430-325	D11-325	08.16	10837	D	239 kW	1412	45
VNL VNL 430-355	D11-355	08.16	10837	D	261 kW	1412	45
VNL VNL 430-365	D11-365	08.16	10837	D	268 - 269 kW	1412	45
VNL VNL 430-380	D13C380	08.16	12777	D	279 - 280 kW	1414	54
VNL VNL 430-405	D11-405	08.16	10837	D	298 kW	1412	45


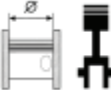



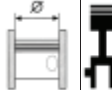


			ccm		kW		1 POS
VNL VNL 430-420	D13C420	08.16	12777	D	309 kW	1414	54
VNL VNL 430-460	D13C460	08.16	12777	D	338 kW	1414	54
VNL VNL 430-500	D13C500	08.16	12777	D	368 kW	1414	54
VNL VNL 630-380	D13C380	08.16	12777	D	279 - 280 kW	1414	54
VNL VNL 630-420	D13C420	08.16	12777	D	309 kW	1414	54
VNL VNL 630-460	D13C460	08.16	12777	D	338 kW	1414	54
VNL VNL 630-500	D13C500	08.16	12777	D	368 kW	1414	54
VNL VNL 670-380	D13C380	08.16	12777	D	279 - 280 kW	1414	54
VNL VNL 670-420	D13C420	08.16	12777	D	309 kW	1414	54
VNL VNL 670-460	D13C460	08.16	12777	D	338 kW	1414	54
VNL VNL 670-500	D13C500	08.16	12777	D	368 kW	1414	54
VNL VNL 730-380	D13C380	08.16	12777	D	279 - 280 kW	1414	54
VNL VNL 730-420	D13C420	08.16	12777	D	309 kW	1414	54
VNL VNL 730-460	D13C460	08.16	12777	D	338 kW	1414	54
VNL VNL 730-500	D13C500	08.16	12777	D	368 kW	1414	54
VNL VNL 780-380	D13C380	08.16	12777	D	279 - 280 kW	1414	54
VNL VNL 780-420	D13C420	08.16	12777	D	309 kW	1414	54
VNL VNL 780-460	D13C460	08.16	12777	D	338 kW	1414	54
VNL VNL 780-500	D13C500	08.16	12777	D	368 kW	1414	54
VNM VNM 200-325	D11-325	08.16	10837	D	239 kW	1412	45
VNM VNM 200-355	D11-355	08.16	10837	D	261 kW	1412	45
VNM VNM 200-365	D11-365	08.16	10837	D	268 - 269 kW	1412	45
VNM VNM 200-380	D13C380	08.16	12777	D	279 - 280 kW	1414	54
VNM VNM 200-385	D11-385	08.16	10837	D	283 kW	1412	45
VNM VNM 200-405	D11-405	08.16	10837	D	298 kW	1412	45
VNM VNM 200-420	D13C420	08.16	12777	D	309 kW	1414	54
VNM VNM 200-460	D13C460	08.16	12777	D	338 kW	1414	54
VNM VNM 200-500	D13C500	08.16	12777	D	368 kW	1414	54
VNM VNM 430-325	D11-325	08.16	10837	D	239 kW	1412	45
VNM VNM 430-355	D11-355	08.16	10837	D	261 kW	1412	45
VNM VNM 430-365	D11-365	08.16	10837	D	268 - 269 kW	1412	45
VNM VNM 430-380	D13C380	08.16	12777	D	279 - 280 kW	1414	54
VNM VNM 430-405	D11-405	08.16	10837	D	298 kW	1412	45
VNM VNM 430-420	D13C420	08.16	12777	D	309 kW	1414	54
VNM VNM 430-460	D13C460	08.16	12777	D	338 kW	1414	54
VNM VNM 430-500	D13C500	08.16	12777	D	368 kW	1414	54
VNM VNM 630-325	D11-325	08.16	10837	D	239 kW	1412	45
VNM VNM 630-355	D11-355	08.16	10837	D	261 kW	1412	45
VNM VNM 630-360	D13A360	08.16	12777	D	264 kW	1414	54
VNM VNM 630-365	D11-365	08.16	10837	D	268 kW	1412	45
VNM VNM 630-380	D13C380	08.16	12777	D	280 kW	1414	54
VNM VNM 630-385	D11-385	08.16	10837	D	283 - 283 kW	1412	45
VNM VNM 630-400	D13A400	08.16	12777	D	294 kW	1414	54
VNM VNM 630-405	D11-405	08.16	10837	D	298 kW	1412	45
VNM VNM 630-420	D13C420	08.16	12777	D	309 kW	1414	54
VNM VNM 630-430	D11A430	08.16	10837	D	317 kW	1412	45
VNM VNM 630-440	D13A440	08.16	12777	D	324 kW	1414	54
VNM VNM 630-460	D13C420	08.16	12777	D	338 kW	1414	54
VNM VNM 630-480	D13A480	08.16	12777	D	353 kW	1414	54
VNM VNM 630-500	D13C500	08.16	12777	D	368 kW	1414	54
VNM VNM 630-520	D13A520	08.16	12777	D	382 kW	1414	54











ENGINE		ccm	kW			1 POS	ENGINE		ccm	kW			1 POS		
B 10 E	70,000	4	1108	33 - 35 kW	B	1403	1	B 5202 F	81,000	5	1984	93 kW	B	1406	14
B 11	70,000	4	1108	33 kW	B	1403	2	B 5202 S	81,000	5	1984	93 kW	B	1406	14
B 13 E	73,000	4	1289	42 kW	B	1403	4	B 5204 FT	81,000	5	1984	150 - 155 kW	B	1406	15
B 130	73,000	4	1289	42 kW	B	1403	3	B 5204 F	81,000	5	1984	105 kW	B	1406	14
B 13	73,000	4	1289	49 kW	B	1403	3	B 5204 S	81,000	5	1984	93 - 105 kW	B	1406	14
B 14 OE	76,000	4	1397	51 kW	B	1404	7	B 5204 T2	81,000	5	1984	132 kW	B	1406	15
B 14.3 E	76,000	4	1397	46 - 53 kW	B	1404	7	B 5204 T3	81,000	5	1984	166 kW	B	1406	15
B 14.4 S	76,000	4	1397	50 - 53 kW	B	1404	7	B 5204 T4	81,000	5	1984	120 kW	B	1406	15
B 17 2 K	81,000	4	1721	59 kW	B	1405	12	B 5204 T5	81,000	5	1984	132 kW	B	1406	15
B 18 ED	81,000	4	1721	78 kW	B	1405	12	B 5204 T8	81,000	5	1984	132 kW	B	1406	15
B 18 EP	81,000	4	1721	75 - 80 kW	B	1406	13	B 5204 T9	81,000	5	1984	154 - 157 kW	B	1406	15
B 18 E	81,000	4	1721	78 - 80 kW	B	1406	13	B 5204 T	81,000	5	1984	155 kW	B	1406	15
B 18 FP	81,000	4	1721	75 kW	B	1406	13	B 5234 FS	81,000	5	2319	106 kW	B	1406	14
B 18 FTM	81,000	4	1721	90 kW	B	1405	12	B 5234 FT	81,000	5	2319	166 - 170 kW	B	1406	15
B 18 FT	81,000	4	1721	88 - 90 kW	B	1406	13	B 5234 F	81,000	5	2319	166 kW	B	1406	15
B 18 F	81,000	4	1721	70 - 75 kW	B	1405	12	B 5234 T1	81,000	5	2319	166 kW	B	1406	15
B 18 KD	81,000	4	1721	58 kW	B	1405	12	B 5234 T2	81,000	5	2319	176 kW	B	1406	15
B 18 KPD	81,000	4	1721	66 kW	B	1406	13	B 5234 T3	81,000	5	2319	147 - 184 kW	B	1406	15
B 18 KP	81,000	4	1721	60 - 66 kW	B	1406	13	B 5234 T4	81,000	5	2319	176 - 184 kW	B	1406	15
B 18 K	81,000	4	1721	58 - 60 kW	B	1406	13	B 5234 T5	81,000	5	2319	177 - 179 kW	B	1406	15
B 18 U	82,700	4	1794	66 kW	B	1406	17	B 5234 T6	81,000	5	2319	184 kW	B	1406	15
B 20 F	82,700	4	1998	80 - 88 kW	B	1406	17	B 5234 T7	81,000	5	2319	195 kW	B	1406	15
B 200 EA	88,900	4	1986	81 - 82 kW	B	1408	23	B 5234 T8	81,000	5	2319	195 kW	B	1406	15
B 200 ET	88,900	4	1986	115 - 121 kW	B	1408	23	B 5234 T9	81,000	5	2319	180 kW	B	1406	15
B 200 E	88,900	4	1986	82 - 89 kW	B	1408	23	B 5244 S2	83,000	5	2435	103 kW	B	1407	19
B 200 FT	88,900	4	1986	105 - 114 kW	B	1408	23	B 5244 S4	83,000	5	2435	125 kW	B	1407	19
B 200 F	88,900	4	1986	80 - 82 kW	B	1408	23	B 5244 S5	83,000	5	2435	103 kW	B	1407	19
B 200 G	88,900	4	1986	80 - 89 kW	B	1408	23	B 5244 SG2	83,000	5	2435	103 kW	B/G	1407	19
B 200 KE	88,900	4	1986	84 - 86 kW	B	1408	23	B 5244 SG	83,000	5	2435	103 kW	B/G	1407	19
B 200 K	88,900	4	1986	70 - 77 kW	B	1408	23	B 5244 S	83,000	5	2435	125 kW	B	1407	19
B 204 E	88,900	4	1986	100 - 103 kW	B	1408	23	B 5244 T2	83,000	5	2435	195 kW	B	1407	20
B 204 FTE	88,900	4	1986	147 kW	B	1408	23	B 5244 T3	83,000	5	2435	147 kW	B	1407	20
B 204 FT	88,900	4	1986	102 - 140 kW	B	1408	23	B 5244 T4	83,000	5	2435	132 kW	B	1407	20
B 204 GT	88,900	4	1986	136 kW	B	1408	23	B 5244 T5	81,000	5	2401	191 kW	B	1406	15
B 230 A	96,000	4	2316	81 - 86 kW	B	1408	26	B 5244 T7	83,000	5	2435	147 kW	B	1407	20
B 230 ET	96,000	4	2316	130 - 134 kW	B	1408	27	B 5244 T	83,000	5	2435	142 kW	B	1407	20
B 230 E	96,000	4	2316	89 - 98 kW	B	1408	26	B 5252 FS	83,000	5	2435	104 - 106 kW	B	1407	19
B 230 FB	96,000	4	2316	96 - 118 kW	B	1408	27	B 5252 F	83,000	5	2435	103 - 106 kW	B	1407	19
B 230 FD	96,000	4	2316	85 - 96 kW	B	1408	27	B 5252 S	83,000	5	2435	106 kW	B	1407	19
B 230 FK	96,000	4	2316	99 kW	B	1408	27	B 5252	83,000	5	2435	103 kW	B	1407	19
B 230 FT+	96,000	4	2316	140 kW	B	1408	27	B 5254 F	83,000	5	2435	121 - 125 kW	B	1407	19
B 230 FT	96,000	4	2316	115 - 151 kW	B	1408	27	B 5254 S	83,000	5	2435	121 - 125 kW	B	1407	19
B 230 FX	96,000	4	2316	100 kW	B	1408	27	B 5254 T10	83,000	5	2521	170 kW	B	1407	20
B 230 F	96,000	4	2316	81 - 100 kW	B	1408	27	B 5254 T11	83,000	5	2521	170 kW	B	1407	20
B 230 GK	96,000	4	2316	104 - 113 kW	B	1408	27	B 5254 T12	83,000	5	2497	183 - 187 kW	B	1407	20
B 230 GS	96,000	4	2316	114 kW	B	1408	27	B 5254 T14	83,000	5	2497	183 kW	B	1407	20
B 230 GT	96,000	4	2316	121 - 125 kW	B	1408	27	B 5254 T2	83,000	5	2521	153 - 162 kW	B	1407	20
B 230 G	96,000	4	2316	90 - 96 kW	B	1408	27	B 5254 T3	83,000	5	2521	162 kW	B	1407	20
B 230 K	96,000	4	2316	80 - 86 kW	B	1408	27	B 5254 T4	83,000	5	2521	220 - 224 kW	B	1407	20
B 234 F	96,000	4	2316	111 - 117 kW	B	1408	27	B 5254 T5	83,000	5	2521	186 kW	B	1407	20
B 234 G	96,000	4	2316	114 kW	B	1408	27	B 5254 T6	83,000	5	2521	147 kW	B	1407	20
B 4164 S3	79,000	4	1596	74 kW	B	1404	9	B 5254 T7	83,000	5	2521	169 - 184 kW	B	1407	20
B 4164 T2	79,000	4	1596	132 kW	B	1404	9	B 5254 T8	83,000	5	2521	147 kW	B	1407	20
B 4164 T3	79,000	4	1596	110 kW	B	1404	9	B 5254 T9	83,000	5	2497	154 kW	B	1407	20
B 4164 T4	79,000	4	1596	88 kW	B	1404	9	B 5254 T	83,000	5	2435	142 kW	B	1407	20
B 4164 T	79,000	4	1596	132 - 147 kW	B	1404	9	D 100 A	120,650	6	9600	122 - 147 kW	D	1411	41
B 4184 S11	83,000	4	1798	92 kW	B	1407	18	D 100 B	120,650	6	9600	147 kW	D	1411	41
B 4184 S8	83,000	4	1798	92 kW	B	1407	18	D 16	78,000	4	1596	40 kW	D	1404	8
B 4204 S3	87,500	4	1999	107 kW	B	1407	22	D 19 T	80,000	4	1870	66 kW	D	1405	11
B 4204 S4	87,500	4	1999	107 kW	B	1407	22	D 39 B	98,430	4	3866	57 - 59 kW	D	1408	28
B 4204 T23	82,000	4	1969	183 - 192 kW	B	1406	16	D 39 C	98,430	4	3866	59 kW	D	1409	29
B 5202 FS	81,000	5	1984	93 kW	B	1406	14	D 4162 T	75,000	4	1560	84 kW	D	1403	5

ENGINE			ccm	kW			1 POS	ENGINE			ccm	kW			1 POS
D 4164 T	75,000	4	1560	80 - 81 kW	D	1404	6	D13B440	131,000	6	12777	324 kW	D	1414	54
D 4192 T2	80,000	4	1870	70 kW	D	1405	11	D13B500	131,000	6	12777	368 kW	D	1414	54
D 4192 T3	80,000	4	1870	85 kW	D	1405	11	D13C380	131,000	6	12777	280 - 285 kW	D	1414	54
D 4192 T4	80,000	4	1870	75 kW	D	1405	11	D13C420	131,000	6	12777	309 kW	D	1414	54
D 4192 T	80,000	4	1870	66 kW	D	1405	11	D13C460	131,000	6	12777	338 - 343 kW	D	1414	54
D 4204 T2	85,000	4	1998	96 - 98 kW	D	1407	21	D13C500	131,000	6	12777	368 kW	D	1414	54
D 4204 T	85,000	4	1998	100 kW	D	1407	21	D13C540	131,000	6	12777	397 kW	D	1414	54
D 50 A	95,000	6	5100	79 kW	D	1408	24	D13H440	131,000	6	12777	324 kW	D	1414	54
D 50 B	95,000	6	5100	86 kW	D	1408	24	D13K420	131,000	6	12777	309 kW	D	1414	54
D 60 A	98,430	6	5480	88 kW	D	1409	30	D13K460	131,000	6	12777	338 kW	D	1414	54
D 70 A	104,780	6	6700	106 kW	D	1410	35	D13K500	131,000	6	12777	368 kW	D	1414	54
D 70 B	104,780	6	6700	110 kW	D	1410	35	D13K540	131,000	6	12777	397 kW	D	1415	55
D10A320	120,650	6	9600	235 kW	D	1412	43	D6A180	98,430	6	5480	132 kW	D	1409	30
D10A360	120,650	6	9600	265 kW	D	1412	43	D6A210	98,430	6	5480	154 kW	D	1409	30
D10B320	120,650	6	9600	235 kW	D	1412	43	D6A230	98,430	6	5480	169 kW	D	1409	30
D10B360	120,650	6	9600	265 kW	D	1412	43	D6A250	98,430	6	5480	184 kW	D	1409	30
D11-325	123,000	6	10837	239 kW	D	1412	45	D6B 180	98,430	6	5480	132 kW	D	1409	30
D11-355	123,000	6	10837	261 kW	D	1412	45	D6B 220	98,430	6	5480	162 kW	D	1409	30
D11-365	123,000	6	10837	268 kW	D	1412	45	D6B 250	98,430	6	5480	184 - 185 kW	D	1409	30
D11-385	123,000	6	10837	283 kW	D	1412	45	D6B	98,430	6	5480	132 - 184 kW	D	1409	30
D11-405	123,000	6	10837	298 kW	D	1412	45	D7A230	104,780	6	6725	169 kW	D	1409	33
D11A330	123,000	6	10837	243 kW	D	1412	45	D7A260	104,780	6	6725	191 kW	D	1409	33
D11A370	123,000	6	10837	272 - 273 kW	D	1412	45	D7A285	104,780	6	6725	210 kW	D	1409	33
D11A430	123,000	6	10837	317 kW	D	1412	45	D7B230	104,780	6	6725	169 kW	D	1409	33
D11B390	123,000	6	10837	287 kW	D	1412	45	D7B260	104,780	6	6725	191 kW	D	1409	33
D11B430	123,000	6	10837	316 kW	D	1412	45	D7C215	107,000	6	7284	158 kW	D	1410	37
D11C330	123,000	6	10837	243 kW	D	1412	45	D7C250	107,000	6	7284	184 kW	D	1410	37
D11C370	123,000	6	10837	272 kW	D	1412	45	D7C275	107,000	6	7284	202 kW	D	1410	37
D11C410	123,000	6	10837	302 kW	D	1412	45	D7C290	107,000	6	7284	213 kW	D	1410	37
D11C450	123,000	6	10837	332 kW	D	1412	45	D7C310	107,000	6	7284	228 kW	D	1410	37
D11K330	123,000	6	10837	243 kW	D	1412	46	D7D EAE2	108,000	6	7146	143 - 153 kW	D	1410	38
D11K370	123,000	6	10837	272 kW	D	1412	45	D7D ECE2	108,000	6	7146	143 - 153 kW	D	1410	38
D11K380	123,000	6	10837	279 - 280 kW	D	1412	45	D7D EEE2	108,000	6	7146	125 - 134 kW	D	1410	38
D11K410	123,000	6	10837	302 kW	D	1412	45	D7D LAE2	108,000	6	7146	165 kW	D	1410	38
D11K430	123,000	6	10837	316 kW	D	1412	45	D7D LBE2	108,000	6	7146	155 kW	D	1410	38
D11K450	123,000	6	10837	332 kW	D	1412	45	D7E240	108,000	6	7146	177 kW	D	1411	39
D11K460	123,000	6	10837	338 - 339 kW	D	1412	45	D7E280	108,000	6	7146	206 kW	D	1411	39
D12A340	131,000	6	12130	250 kW	D	1414	51	D7E290	108,000	6	7146	213 kW	D	1411	39
D12A380	131,000	6	12130	279 kW	D	1414	51	D7E320	108,000	6	7146	235 kW	D	1411	39
D12A420	131,000	6	12130	309 kW	D	1414	51	D7F240	108,000	6	7146	177 kW	D	1411	39
D12B340	131,000	6	12130	250 kW	D	1414	52	D7F260	108,000	6	7146	191 kW	D	1411	39
D12C340	131,000	6	12130	250 kW	D	1414	52	D7F290	108,000	6	7146	213 kW	D	1411	39
D12C380	131,000	6	12130	279 kW	D	1414	52	D7F300	108,000	6	7146	221 kW	D	1411	39
D12C390	131,000	6	12130	289 kW	D	1414	53	D7F340	108,000	6	7146	250 kW	D	1411	39
D12C420	131,000	6	12130	309 kW	D	1414	52	D9A260	120,000	6	9364	191 kW	D	1411	40
D12C460	131,000	6	12130	338 kW	D	1414	52	D9A300	120,000	6	9364	221 - 224 kW	D	1411	40
D12D340	131,000	6	12130	250 kW	D	1414	52	D9A340	120,000	6	9364	250 - 251 kW	D	1411	40
D12D380	131,000	6	12130	279 kW	D	1414	52	D9A380	120,000	6	9364	279 kW	D	1411	40
D12D390	131,000	6	12130	289 kW	D	1414	53	D9B260	120,000	6	9364	191 - 194 kW	D	1411	40
D12D420	131,000	6	12130	309 kW	D	1414	52	D9B300	120,000	6	9364	221 kW	D	1411	40
D12D425	131,000	6	12130	317 kW	D	1414	53	D9B310	120,000	6	9364	228 kW	D	1411	40
D12D460	131,000	6	12130	338 kW	D	1414	52	D9B340	120,000	6	9364	250 kW	D	1411	40
D12D500	131,000	6	12130	368 kW	D	1414	52	D9B360	120,000	6	9364	265 kW	D	1411	40
D12F390	131,000	6	12130	287 kW	D	1414	52	D9B380	120,000	6	9364	280 kW	D	1411	40
D12F430	131,000	6	12130	316 kW	D	1414	52	DH12D340	131,000	6	12130	250 kW	D	1414	52
D13A360	131,000	6	12777	264 kW	D	1414	54	DH12D380	131,000	6	12130	280 kW	D	1414	52
D13A400	131,000	6	12777	294 kW	D	1414	54	DH12D420	131,000	6	12130	309 kW	D	1414	52
D13A440	131,000	6	12777	324 kW	D	1414	54	DH12E340	131,000	6	12130	250 kW	D	1414	52
D13A480	131,000	6	12777	353 kW	D	1414	54	DH12E380	131,000	6	12130	280 kW	D	1414	52
D13A520	131,000	6	12777	382 kW	D	1414	54	DH12E420	131,000	6	12130	309 kW	D	1414	52
D13B360	131,000	6	12777	264 kW	D	1414	54	DH12E460	131,000	6	12130	338 kW	D	1414	52
D13B400	131,000	6	12777	294 kW	D	1414	54	F8Q 768	80,000	4	1870	66 - 69 kW	D	1405	10

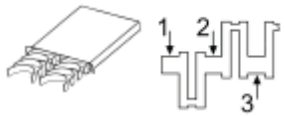


							
HD 100 A	120,650	6	9600	129 kW	D	1411	41
HD 100 D	120,650	6	9600	125 - 132 kW	D	1411	42
TD 100 A	120,650	6	9600	176 - 190 kW	D	1411	41
TD 100 BG	120,650	6	9600	207 kW	D	1411	41
TD 100 B	120,650	6	9600	206 - 220 kW	D	1411	41
TD 100 CHC	120,650	6	9600	200 kW	D	1411	41
TD 100 C	120,650	6	9600	189 kW	D	1411	42
TD 100 F	120,650	6	9600	200 kW	D	1411	41
TD 100 GA	120,650	6	9600	200 kW	D	1411	41
TD 100 G	120,650	6	9600	192 - 202 kW	D	1411	41
TD 101 FA	120,650	6	9600	220 kW	D	1411	41
TD 101 FC	120,650	6	9600	221 kW	D	1411	41
TD 101 FD	120,650	6	9600	220 - 222 kW	D	1411	41
TD 101 F	120,650	6	9600	215 - 220 kW	D	1411	41
TD 101 GA	120,650	6	9600	200 kW	D	1412	43
TD 101 GB	120,650	6	9600	185 - 200 kW	D	1412	43
TD 101 GE	120,650	6	9600	200 kW	D	1412	43
TD 101 G	120,650	6	9600	192 - 202 kW	D	1411	41
TD 102 FAQ	120,650	6	9600	221 kW	D	1411	42
TD 102 FBQ	120,650	6	9600	228 kW	D	1412	43
TD 102 FCQ	120,650	6	9600	220 kW	D	1411	42
TD 102 FDQ	120,650	6	9600	232 - 234 kW	D	1411	41
TD 102 FD	120,650	6	9600	234 kW	D	1411	41
TD 102 FEQ	120,650	6	9600	191 kW	D	1411	42
TD 102 FF	120,650	6	9600	230 - 234 kW	D	1411	41
TD 102 FGQ	120,650	6	9600	205 kW	D	1411	42
TD 102 FH	120,650	6	9600	210 - 234 kW	D	1411	41
TD 102 FL	120,650	6	9600	234 kW	D	1411	41
TD 102 FM	120,650	6	9600	230 - 252 kW	D	1411	41
TD 102 FQ	120,650	6	9600	234 kW	D	1411	41
TD 102 FS	120,650	6	9600	250 kW	D	1411	42
TD 102 FT	120,650	6	9600	228 kW	D	1411	42
TD 102 F	120,650	6	9600	230 - 234 kW	D	1411	41
TD 103 EA	120,650	6	9600	235 kW	D	1411	42
TD 103 ES	120,650	6	9600	210 - 235 kW	D	1411	41
TD 103 E	120,650	6	9600	210 - 235 kW	D	1411	41
TD 103 KB	120,650	6	9600	210 - 235 kW	D	1412	43
TD 103 KF	120,650	6	9600	210 - 235 kW	D	1412	43
TD 120 A	130,180	6	11980	243 kW	D	1413	49
TD 120 C	130,180	6	11980	260 kW	D	1413	49
TD 120 D	130,180	6	11980	273 kW	D	1413	49
TD 120 E	130,180	6	11980	225 - 273 kW	D	1413	49
TD 120 FA	130,180	6	11980	213 kW	D	1413	49
TD 120 FB	130,180	6	11980	226 - 265 kW	D	1413	49
TD 120 FC	130,180	6	11980	265 kW	D	1413	49
TD 120 FTQ	130,180	6	11980	220 kW	D	1413	49
TD 120 F	130,180	6	11980	265 kW	D	1413	49
TD 120 GA	130,180	6	11980	227 kW	D	1413	49
TD 120 G	130,180	6	11980	226 - 243 kW	D	1413	49
TD 121 FA	130,180	6	11980	206 kW	D	1413	50
TD 121 FB	130,180	6	11980	210 kW	D	1413	50
TD 121 FC	130,180	6	11980	232 kW	D	1413	50
TD 121 FD	130,180	6	11980	283 kW	D	1413	50
TD 121 FE	130,180	6	11980	257 kW	D	1413	50
TD 121 FF	130,180	6	11980	272 kW	D	1413	50
TD 121 FG	130,180	6	11980	280 kW	D	1413	50
TD 121 FH	130,180	6	11980	232 kW	D	1413	50
TD 121 FK	130,180	6	11980	280 kW	D	1413	50
TD 121 F	130,170	6	11980	272 - 283 kW	D	1413	47
TD 121 GD	130,170	6	11980	243 kW	D	1413	48
TD 121 G	130,170	6	11980	235 - 243 kW	D	1413	48
TD 122 ED	130,180	6	11980	300 - 310 kW	D	1413	49
TD 122 FAQ	130,180	6	11980	287 kW	D	1413	49
TD 122 FA	130,180	6	11980	272 kW	D	1413	49
TD 122 FBQ	130,180	6	11980	287 kW	D	1413	49
TD 122 FCQ	130,180	6	11980	287 kW	D	1413	49
TD 122 FH	130,180	6	11980	262 kW	D	1413	49
TD 122 FKQ	130,180	6	11980	254 kW	D	1413	49
TD 122 FK	130,180	6	11980	287 - 291 kW	D	1413	49
TD 122 FL	130,180	6	11980	291 kW	D	1413	49
TD 122 FR	130,180	6	11980	262 - 291 kW	D	1413	49
TD 122 FS	130,170	6	11980	287 - 291 kW	D	1413	47
TD 122 FTO	130,180	6	11980	221 kW	D	1413	49
TD 122 F	130,180	6	11980	257 - 262 kW	D	1413	49
TD 122 KBE	130,180	6	11980	226 - 265 kW	D	1413	49
TD 122 KE	130,180	6	11980	290 kW	D	1413	49
TD 122 KHD	130,180	6	11980	272 kW	D	1413	49
TD 122	130,180	6	11980	309 kW	D	1413	49
TD 123 EA	130,180	6	11980	224 kW	D	1413	49
TD 123 EB	130,180	6	11980	246 kW	D	1413	49
TD 123 EC	130,180	6	11980	270 kW	D	1413	49
TD 123 ED	130,180	6	11980	301 kW	D	1413	49
TD 123 ES	130,180	6	11980	298 kW	D	1413	49
TD 123 E	130,180	6	11980	262 - 265 kW	D	1413	49
TD 50 A	95,250	6	5130	108 kW	D	1408	25
TD 50 B	95,250	6	5130	121 kW	D	1408	25
TD 60 A	98,430	6	5480	132 kW	D	1409	30
TD 60 B	98,430	6	5480	128 - 132 kW	D	1409	30
TD 60 C	98,430	6	5480	108 - 113 kW	D	1409	30
TD 60 DG	98,430	6	5480	108 - 113 kW	D	1409	30
TD 60 D	98,430	6	5480	108 - 113 kW	D	1409	30
TD 61 FB	98,430	6	5480	153 kW	D	1409	30
TD 61 F	98,430	6	5480	147 - 152 kW	D	1409	30
TD 61 GA	98,430	6	5480	108 - 112 kW	D	1409	30
TD 61 GB	98,430	6	5480	131 - 132 kW	D	1409	30
TD 61 GC	98,430	6	5480	132 kW	D	1409	30
TD 61 GE	98,430	6	5480	130 kW	D	1409	30
TD 61 GS	98,430	6	5480	131 - 132 kW	D	1409	30
TD 61 G	98,430	6	5480	108 - 152 kW	D	1409	30
TD 63 ES	98,430	6	5480	154 kW	D	1409	30
TD 63 E	98,430	6	5480	132 kW	D	1409	30
TD 70 A	104,780	6	6700	136 kW	D	1410	35
TD 70 B	104,780	6	6700	152 kW	D	1410	35
TD 70 C	104,780	6	6700	149 - 152 kW	D	1410	35
TD 70 D	104,780	6	6700	121 kW	D	1409	34
TD 70 ES	104,770	6	6700	155 - 166 kW	D	1409	31
TD 70 E	104,780	6	6700	154 kW	D	1410	35
TD 70 FS	104,770	6	6700	157 - 180 kW	D	1409	31
TD 70 F	104,780	6	6700	157 - 180 kW	D	1410	35
TD 70 G	104,770	6	6700	147 - 180 kW	D	1409	31
TD 70 HA	104,780	6	6700	143 kW	D	1410	35
TD 70 H	104,780	6	6700	157 kW	D	1410	35
TD 71 ACE	104,780	6	6700	169 kW	D	1409	34
TD 71 AGP	104,780	6	6700	169 kW	D	1409	34
TD 71 AG	104,780	6	6700	169 kW	D	1409	34
TD 71 APB	104,780	6	6700	169 kW	D	1409	34
TD 71 AP	104,780	6	6700	169 kW	D	1409	34
TD 71 AW	104,780	6	6700	169 kW	D	1409	34
TD 71 A	104,780	6	6700	169 kW	D	1409	34
TD 71 FA	104,780	6	6730	173 kW	D	1409	34
TD 71 FC	104,780	6	6730	173 kW	D	1409	34
TD 71 FD	104,770	6	6725	180 kW	D	1409	32
TD 71 FQ	104,780	6	6700	169 - 173 kW	D	1409	34
TD 71 FSQ	104,780	6	6730	169 - 184 kW	D	1409	34

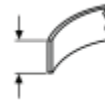
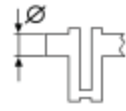
ENGINE			ccm	kW			1 POS	ENGINE			ccm	kW			1 POS
TD 71 FS	104,770	6	6730	178 - 184 kW	D	1409	32	THD 100 E	120,650	6	9600	160 - 203 kW	D	1411	41
TD 71 F	104,780	6	6700	169 - 180 kW	D	1409	34	THD 101 B	120,650	6	9600	169 - 191 kW	D	1411	42
TD 71 G	104,770	6	6730	178 - 184 kW	D	1409	32	THD 101 GB	120,650	6	9600	160 kW	D	1411	41
TD 73 EA	104,780	6	6730	160 kW	D	1410	35	THD 101 GC	120,650	6	9600	180 kW	D	1411	41
TD 73 EB	104,780	6	6730	184 kW	D	1410	36	THD 101 GD	120,650	6	9600	160 - 203 kW	D	1411	41
TD 73 ES	104,780	6	6700	191 kW	D	1409	34	THD 101 KB	120,650	6	9600	210 kW	D	1411	41
TD 73 E	104,780	6	6700	169 kW	D	1409	34	THD 101 KC	120,650	6	9600	228 kW	D	1411	41
TD 73 KFE	104,770	6	6724	170 kW	D	1409	31	THD 101 KE	120,650	6	9600	235 kW	D	1412	43
THD 100 A	120,650	6	9600	139 - 191 kW	D	1411	41	THD 102 KA	120,650	6	9600	210 kW	D	1412	43
THD 100 DA	120,650	6	9600	133 kW	D	1411	41	THD 102 KB	120,650	6	9600	210 kW	D	1412	43
THD 100 DB	120,650	6	9600	160 - 203 kW	D	1411	41	THD 102 KD	120,650	6	9600	252 kW	D	1411	41
THD 100 DC	120,650	6	9600	160 - 203 kW	D	1411	41	THD 102 KE	120,650	6	9600	235 kW	D	1411	41
THD 100 DD	120,650	6	9600	203 kW	D	1411	41	THD 102 KF	120,650	6	9600	180 - 210 kW	D	1412	43
THD 100 D	120,650	6	9600	155 - 177 kW	D	1411	41	THD 102 KJ	120,650	6	9600	158 kW	D	1412	44
THD 100 EA	120,650	6	9600	133 - 180 kW	D	1412	43	THD 103 ES	120,650	6	9600	235 kW	D	1411	41
THD 100 EB	120,650	6	9600	160 - 203 kW	D	1411	41	THD 103 E	120,650	6	9600	235 kW	D	1411	41
THD 100 EC	120,650	6	9600	160 - 203 kW	D	1411	41	THD 103 KB	120,650	6	9600	210 kW	D	1411	41
THD 100 ED	120,650	6	9600	160 - 203 kW	D	1412	43	THD 103 KD	120,650	6	9600	250 kW	D	1411	41
THD 100 EE	120,650	6	9600	212 kW	D	1412	43	THD 103 KF	120,650	6	9600	180 kW	D	1411	41
THD 100 EK	120,650	6	9600	179 kW	D	1412	43								



70,000 mm							1		
B 10 E									
401301-00-4							5 pairs		
-25-4	1-5	HL	AL	54,785	58,731	19,500	↑ LO2G	1,950	
-50-4				54,805	58,750		↓ L		
-75-4									
413805-00-1							1 pair		
	1	AS	AL	60,500	79,750		↑ G	2,850	
				60,750	80,000		↓ G		
433806-00-4							4 pairs		
-25-4	1-4	PL	AL	43,964	47,614	17,750	↑ L	1,806	
-50-4				43,980	47,625		↓ L		
-75-4									
70,000 mm							2		
B 11									
401301-00-4							5 pairs		
-25-4	1-5	HL	AL	54,785	58,731	19,500	↑ LO2G	1,950	
-50-4				54,805	58,750		↓ L		
-75-4									
413805-00-1							1 pair		
	1	AS	AL	60,500	79,750		↑ G	2,850	
				60,750	80,000		↓ G		
431301-00-4							4 pairs		
-25-4	1-4	PL	AL	43,964	47,614	20,750	↑ L	1,810	
-50-4				43,980	47,625		↓ L		
-75-4									
-100-4									
73,000 mm							3		
B 130, B 13,									
411112-00-1							1 pair		
-10-1	1	AS	AL	50,500	67,670		↑ L G	2,360	
				50,750	67,920		↓ L G		
433806-00-4							4 pairs		
-25-4	1-4	PL	AL	43,964	47,614	17,750	↑ L	1,806	
-50-4				43,980	47,625		↓ L		
-75-4									
73,000 mm							4		
B 13 E									
433806-00-4							4 pairs		
-25-4	1-4	PL	AL	43,964	47,614	17,750	↑ L	1,806	
-50-4				43,980	47,625		↓ L		
-75-4									
75,000 mm							5		
D 4162 T									
401103-00-4							5 pairs		
-25-4	1-5	HL	AL	49,962	53,655	19,900	↑ LO1G	1,833	
-30-4				49,981	53,674		↓		
-50-4									
-80-4									
442101-00-4							4 pairs		
	1-4	PB	CU2	26,000	29,000	19,980	↑ O1G	1,700	
				26,000	29,021		↓		



Type



75,000 mm

6

D 4164 T

401103-00-4										5 pairs
-25-4	1-5	HL	AL	49,962	53,655	19,900	↑ LO1G		1,833	
-30-4				49,981	53,674		↓			
-50-4										
-80-4										
411102-00-1										1 pair
-10-1		AS	AL	55,200	71,350		↑ L G		2,480	
-15-1				55,480	71,700		↓ L G			
432109-00-4										4 pairs
-25-4	1-4	PL	AL	46,975	50,655	17,000			1,818	
-30-4				46,991	50,674					
-50-4										
-80-4										
432112-00-4										4 pairs
-30-4	1-4	PL	CU2	46,975	50,655	17,000			1,818	
-50-4				46,991	50,674					
-80-4										
442101-00-4										4 pairs
	1-4	PB	CU2	26,000	29,000	19,980	↑ O1G		1,700	
				26,000	29,021		↓			

76,000 mm

7

B 14 OE, B 14.3 E, B 14.4 S,

401301-00-4										5 pairs
-25-4	1-5	HL	AL	54,785	58,731	19,500	↑ LO2G		1,950	
-50-4				54,805	58,750		↓ L			
-75-4										
413805-00-1										1 pair
	1	AS	AL	60,500	79,750		↑ G		2,850	
				60,750	80,000		↓ G			
433806-00-4										4 pairs
-25-4	1-4	PL	AL	43,964	47,614	17,750	↑ L		1,806	
-50-4				43,980	47,625		↓ L			
-75-4										

78,000 mm

8

D 16

403802-00-4										5 pairs
-25-4	1-5	HL	AL	54,785	58,731	18,500	↑ LO2G		1,945	
-50-4				54,795	58,744		↓ L			
-75-4										
413803-00-1										1 pair
-10-1		AS	AL	60,500	79,750		↑ G		2,350	
-15-1				60,750	80,000		↓ G			
433803-00-4										4 pairs
-25-4	1-4	PL	AL	48,000	51,587	20,500	↑ L		1,768	
-50-4				48,020	51,600		↓ L			
-75-4										
433804-00-4										4 pairs
-25-4	1-4	PL	AL	48,000	51,587	20,500			1,768	
-50-4				48,020	51,600					
-75-4										

79,000 mm

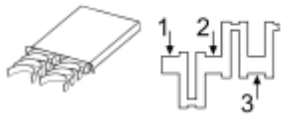
9

B 4164 S3, B 4164 T2, B 4164 T3, B 4164 T4, B 4164 T,

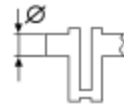
405110-00-5										6 pairs
-25-5	1,2,3,5,6	HL	AL	64,987	69,000	19,600	↑ LO3G		1,994	5 pairs
-50-5				65,000	69,014		↓ L			
	4	FL	AL	64,987	69,000	25,880	↑ O3G		1,998	1 pair
				65,000	69,014		↓ L			



80,000 mm							10		
F8Q 768									
403802-00-4							5 pairs		
-25-4	1-5	HL	AL	54,785	58,731	18,500	↑ LO2G	1,945	
-50-4				54,795	58,744		↓ L		
-75-4									
413803-00-1							1 pair		
-10-1		AS	AL	60,500	79,750		↑ G	2,350	
-15-1				60,750	80,000		↓ G		
433521-00-4							4 pairs		
-25-4	1-4	PL	AL	48,000	51,587	20,500		1,776	
-50-4				48,020	51,606				
433803-00-4							4 pairs		
-25-4	1-4	PL	AL	48,000	51,587	20,500	↑ L	1,768	
-50-4				48,020	51,600		↓ L		
-75-4									
80,000 mm							11		
D 19 T , D 4192 T2 , D 4192 T3 , D 4192 T4 , D 4192 T ,									
403802-00-4							5 pairs		
-25-4	1-5	HL	AL	54,785	58,731	18,500	↑ LO2G	1,945	
-50-4				54,795	58,744		↓ L		
-75-4									
413803-00-1							1 pair		
-10-1		AS	AL	60,500	79,750		↑ G	2,350	
-15-1				60,750	80,000		↓ G		
433803-00-4							4 pairs		
-25-4	1-4	PL	AL	48,000	51,587	20,500	↑ L	1,768	
-50-4				48,020	51,600		↓ L		
-75-4									
81,000 mm							12		
B 17 2 K , B 18 ED , B 18 FTM , B 18 F , B 18 KD ,									
403802-00-4							5 pairs		
-25-4	1-5	HL	AL	54,785	58,731	18,500	↑ LO2G	1,945	
-50-4				54,795	58,744		↓ L		
-75-4									
413803-00-1							1 pair		
-10-1		AS	AL	60,500	79,750		↑ G	2,350	
-15-1				60,750	80,000		↓ G		
433804-00-4							4 pairs		
-25-4	1-4	PL	AL	48,000	51,587	20,500		1,768	
-50-4				48,020	51,600				
-75-4									



Type



81,000 mm

13

B 18 EP, B 18 E, B 18 FP, B 18 FT, B 18 KPD, B 18 KP, B 18 K,

403802-00-4										5 pairs
-25-4	1-5	HL	AL	54,785	58,731	18,500	↑ L O2G	1,945		
-50-4				54,795	58,744		↓ L			
-75-4										
413803-00-1										1 pair
-10-1		AS	AL	60,500	79,750		↑ G	2,350		
-15-1				60,750	80,000		↓ G			
433803-00-4										4 pairs
-25-4	1-4	PL	AL	48,000	51,587	20,500	↑ L	1,768		
-50-4				48,020	51,600		↓ L			
-75-4										
433804-00-4										4 pairs
-25-4	1-4	PL	AL	48,000	51,587	20,500		1,768		
-50-4				48,020	51,600					
-75-4										

81,000 mm

14

B 5202 FS, B 5202 F, B 5202 S, B 5204 F, B 5204 S, B 5234 FS,

405110-00-5										6 pairs
-25-5	1,2,3,5,6	HL	AL	64,987	69,000	19,600	↑ L O3G	1,994	5 pairs	
-50-5				65,000	69,014		↓ L			
	4	FL	AL	64,987	69,000	25,880	↑ O3G	1,998	1 pair	
				65,000	69,014		↓ L			
435113-00-5										5 pairs
-25-5	1-5	PL	CU3	49,984	53,000	19,500		1,496		
-50-5				50,000	53,013					

81,000 mm

15

B 5204 FT, B 5204 T2, B 5204 T3, B 5204 T4, B 5204 T5, B 5204 T8, B 5204 T9, B 5204 T, B 5234 FT, B 5234 F, B 5234 T1, B 5234 T2, B 5234 T3, B 5234 T4, B 5234 T5, B 5234 T6, B 5234 T7, B 5234 T8, B 5234 T9, B 5244 T5,

405110-00-5										6 pairs
-25-5	1,2,3,5,6	HL	AL	64,987	69,000	19,600	↑ L O3G	1,994	5 pairs	
-50-5				65,000	69,014		↓ L			
	4	FL	AL	64,987	69,000	25,880	↑ O3G	1,998	1 pair	
				65,000	69,014		↓ L			

82,000 mm

16

B 4204 T23

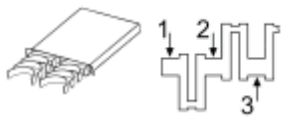
405110-00-5										6 pairs
-25-5	1,2,3,5,6	HL	AL	64,987	69,000	19,600	↑ L O3G	1,994	5 pairs	
-50-5				65,000	69,014		↓ L			
	4	FL	AL	64,987	69,000	25,880	↑ O3G	1,998	1 pair	
				65,000	69,014		↓ L			

82,700 mm

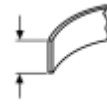
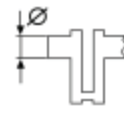
17

B 18 U, B 20 F,

403802-00-4										5 pairs
-25-4	1-5	HL	AL	54,785	58,731	18,500	↑ L O2G	1,945		
-50-4				54,795	58,744		↓ L			
-75-4										
413803-00-1										1 pair
-10-1		AS	AL	60,500	79,750		↑ G	2,350		
-15-1				60,750	80,000		↓ G			
433803-00-4										4 pairs
-25-4	1-4	PL	AL	48,000	51,587	20,500	↑ L	1,768		
-50-4				48,020	51,600		↓ L			
-75-4										
443803-00-4										4 pairs
	1-4	PB	CU2	24,005	26,000	24,750	↑ O1	1,210		
				24,012	26,021		↓			



Type



83,000 mm

18

B 4184 S11, B 4184 S8,

402112-00-4											5 pairs
-25-4	1,2,4,5	HL	AL	51,980	57,020	19,000	↑	O2G	2,500	4 pairs	
-50-4				52,000	57,040		↓				
	3	FL	AL	51,980	57,020	25,850	↑	O2G	2,500	1 pair	
		↓HL		52,000	57,040	↓19,000	↓				
432117-00-4											4 pairs
-25-4	1-4	PL	AL	46,980	50,025	16,800			1,500		
-50-4				47,000	50,045						

83,000 mm

19

B 5244 S2, B 5244 S4, B 5244 S5, B 5244 SG2, B 5244 SG, B 5244 S, B 5252 FS, B 5252 F, B 5252 S, B 5252, B 5254 F, B 5254 S,

405110-00-5											6 pairs
-25-5	1,2,3,5,6	HL	AL	64,987	69,000	19,600	↑	LO3G	1,994	5 pairs	
-50-5				65,000	69,014		↓	L			
	4	FL	AL	64,987	69,000	25,880	↑	O3G	1,998	1 pair	
				65,000	69,014		↓	L			
435113-00-5											5 pairs
-25-5	1-5	PL	CU3	49,984	53,000	19,500			1,496		
-50-5				50,000	53,013						

83,000 mm

20

B 5244 T2, B 5244 T3, B 5244 T4, B 5244 T7, B 5244 T, B 5254 T10, B 5254 T11, B 5254 T12, B 5254 T14, B 5254 T2, B 5254 T3, B 5254 T4, B 5254 T5, B 5254 T6, B 5254 T7, B 5254 T8, B 5254 T9, B 5254 T,

405110-00-5											6 pairs
-25-5	1,2,3,5,6	HL	AL	64,987	69,000	19,600	↑	LO3G	1,994	5 pairs	
-50-5				65,000	69,014		↓	L			
	4	FL	AL	64,987	69,000	25,880	↑	O3G	1,998	1 pair	
				65,000	69,014		↓	L			

85,000 mm

21

D 4204 T2, D 4204 T,

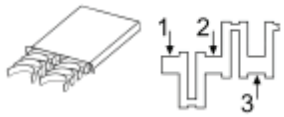
403701-00-4											5 pairs
-30-4	1-5	HL	AL	59,981	63,731	20,290	↑	LO1G	1,845		
-50-4				60,000	63,750		↓	L			
-80-4											
-100-4											
411101-00-2											2 pairs
-10-2		AS	CU2	67,050	83,050		↑	L G	2,330		
-15-2				67,300	83,300		↓	G			
431106-00-4											4 pairs
-30-4	1-4	PL	CU3	49,984	53,695	20,000	↑	L	1,838		
-50-4			↓AL	50,000	53,708		↓	L			
-80-4											
-100-4											
441103-00-4											4 pairs
	1-4	PB	CU2	27,997	30,200	24,050	↑	O G	1,300		
				28,000	30,225		↓				

87,500 mm

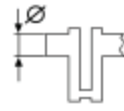
22

B 4204 S3, B 4204 S4,

402112-00-4											5 pairs
-25-4	1,2,4,5	HL	AL	51,980	57,020	19,000	↑	O2G	2,500	4 pairs	
-50-4				52,000	57,040		↓				
	3	FL	AL	51,980	57,020	25,850	↑	O2G	2,500	1 pair	
		↓HL		52,000	57,040	↓19,000	↓				
432117-00-4											4 pairs
-25-4	1-4	PL	AL	46,980	50,025	16,800			1,500		
-50-4				47,000	50,045						



Type



88,900 mm

23

B 200 EA, B 200 ET, B 200 E, B 200 FT, B 200 F, B 200 G, B 200 KE, B 200 K, B 204 E, B 204 FTE, B 204 FT, B 204 GT,

405109-00-4										5 pairs
-25-4	1-5	HL	AL	62,987	67,000	21,000	↑ LO2G	1,996	4 pairs	
-50-4				63,000	67,019		↓ L			
	1-5	FL	AL	62,987	67,000	35,380	↑ LO2G	1,998	1 pair	
				63,000	67,019		↓ L			
435112-00-4										4 pairs
-25-4	1-4	PL	CU3	48,985	52,000	24,000	↑ L	1,492		
-50-4				49,005	52,013		↓ L			

95,000 mm

24

D 50 A, D 50 B,

435107-00-6										6 pairs
-50-6	1-6	PL	CU3	63,449	67,323	34,000	↑ LO1	1,902		
				63,462	67,336		↓ LO1			

95,250 mm

25

TD 50 A, TD 50 B,

435107-00-6										6 pairs
-50-6	1-6	PL	CU3	63,449	67,323	34,000	↑ LO1	1,902		
				63,462	67,336		↓ LO1			

96,000 mm

26

B 230 A, B 230 E,

405109-00-4										5 pairs
-25-4	1-5	HL	AL	62,987	67,000	21,000	↑ LO2G	1,996	4 pairs	
-50-4				63,000	67,019		↓ L			
	1-5	FL	AL	62,987	67,000	35,380	↑ LO2G	1,998	1 pair	
				63,000	67,019		↓ L			

96,000 mm

27

B 230 ET, B 230 FB, B 230 FD, B 230 FK, B 230 FT+, B 230 FT, B 230 FX, B 230 F, B 230 GK, B 230 GS, B 230 GT, B 230 G, B 230 K, B 234 F, B 234 G,

405109-00-4										5 pairs
-25-4	1-5	HL	AL	62,987	67,000	21,000	↑ LO2G	1,996	4 pairs	
-50-4				63,000	67,019		↓ L			
	1-5	FL	AL	62,987	67,000	35,380	↑ LO2G	1,998	1 pair	
				63,000	67,019		↓ L			
435112-00-4										4 pairs
-25-4	1-4	PL	CU3	48,985	52,000	24,000	↑ L	1,492		
-50-4				49,005	52,013		↓ L			

98,430 mm

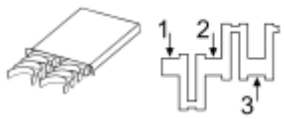
28

D 39 B

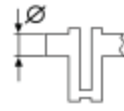
403602-00-4										5 pairs
-25-4	1,2,4,5	HL	AL	76,162	80,416	31,880	↑ LO1G	2,090	4 pairs	
-50-4				76,175	80,441		↓ LO1			
	3	HL	AL	76,162	80,416	36,700	↑ LO1G	2,090	1 pair	
				76,175	80,441		↓ LO1			
413621-00-2										2 pairs
	1-2	AS	AL	86,870	103,850		↑ G	2,310		
				87,120	104,100		↓ L G			
433605-00-4										4 pairs
-25-4	1-4	PL	AL	63,475	67,208	31,880		1,841		
-50-4				63,487	67,221					
-75-4										



98,430 mm							29		
D 39 C									
433604-00-4							4 pairs		
-25-4	1-4	PL	AL	63,475	67,208	31,880	↑ L	1,841	
-50-4				63,487	67,221		↓ L		
433605-00-4							4 pairs		
-25-4	1-4	PL	AL	63,475	67,208	31,880		1,841	
-50-4				63,487	67,221				
-75-4									
98,430 mm							30		
D 60 A , D6A180 , D6A210 , D6A230 , D6A250 , D6B 180 , D6B 220 , D6B 250 , D6B , TD 60 A , TD 60 B , TD 60 C , TD 60 DG , TD 60 D , TD 61 FB , TD 61 F , TD 61 GA , TD 61 GB , TD 61 GC , TD 61 GE , TD 61 GS , TD 61 G , TD 63 ES , TD 63 E ,									
435107-00-6							6 pairs		
-50-6	1-6	PL	CU3	63,449	67,323	34,000	↑ LO1	1,902	
				63,462	67,336		↓ LO1		
104,770 mm							31		
TD 70 ES , TD 70 FS , TD 70 G , TD 73 KFE ,									
405106-00-6							7 pairs		
-25-6	1-7	HL	CU3	82,535	88,483	30,600	↑ LO1G	2,935	
-50-6				82,550	88,508		↓ L		
-75-6									
415106-00-2							2 pairs		
-25-2		AS	CU3	90,150	112,570		↑ G	2,362	
-50-2				90,390	112,820		↓ G		
435108-00-6							6 pairs		
-25-6	1-6	PL	CU3	69,840	73,740	37,100	↑ LO1	1,912	
-50-6				69,850	73,753		↓ LO1		
104,770 mm							32		
TD 71 FD , TD 71 FS , TD 71 G ,									
405106-00-6							7 pairs		
-25-6	1-7	HL	CU3	82,535	88,483	30,600	↑ LO1G	2,935	
-50-6				82,550	88,508		↓ L		
-75-6									
415106-00-2							2 pairs		
-25-2		AS	CU3	90,150	112,570		↑ G	2,362	
-50-2				90,390	112,820		↓ G		
104,780 mm							33		
D7A230 , D7A260 , D7A285 , D7B230 , D7B260 ,									
405106-00-6							7 pairs		
-25-6	1-7	HL	CU3	82,535	88,483	30,600	↑ LO1G	2,935	
-50-6				82,550	88,508		↓ L		
-75-6									
104,780 mm							34		
TD 70 D , TD 71 ACE , TD 71 AGP , TD 71 AG , TD 71 APB , TD 71 AP , TD 71 AW , TD 71 A , TD 71 FA , TD 71 FC , TD 71 FQ , TD 71 FSQ , TD 71 F , TD 73 ES , TD 73 E ,									
405106-00-6							7 pairs		
-25-6	1-7	HL	CU3	82,535	88,483	30,600	↑ LO1G	2,935	
-50-6				82,550	88,508		↓ L		
-75-6									
415106-00-2							2 pairs		
-25-2		AS	CU3	90,150	112,570		↑ G	2,362	
-50-2				90,390	112,820		↓ G		



Type



104,780 mm

35

D 70 A , D 70 B , TD 70 A , TD 70 B , TD 70 C , TD 70 E , TD 70 F , TD 70 HA , TD 70 H , TD 73 EA ,

405106-00-6									7 pairs
-25-6	1-7	HL	CU3	82,535	88,483	30,600	↑ LO1G	2,935	
-50-6				82,550	88,508		↓ L		
-75-6									
415106-00-2									2 pairs
-25-2		AS	CU3	90,150	112,570		↑ G	2,362	
-50-2				90,390	112,820		↓ G		
435108-00-6									6 pairs
-25-6	1-6	PL	CU3	69,840	73,740	37,100	↑ LO1	1,912	
-50-6				69,850	73,753		↓ LO1		

104,780 mm

36

TD 73 EB

405106-00-6									7 pairs
-25-6	1-7	HL	CU3	82,535	88,483	30,600	↑ LO1G	2,935	
-50-6				82,550	88,508		↓ L		
-75-6									
435108-00-6									6 pairs
-25-6	1-6	PL	CU3	69,840	73,740	37,100	↑ LO1	1,912	
-50-6				69,850	73,753		↓ LO1		

107,000 mm

37

D7C215 , D7C250 , D7C275 , D7C290 , D7C310 ,

405106-00-6									7 pairs
-25-6	1-7	HL	CU3	82,535	88,483	30,600	↑ LO1G	2,935	
-50-6				82,550	88,508		↓ L		
-75-6									

108,000 mm

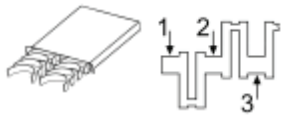
38

D7D EAE2 , D7D ECE2 , D7D EEE2 , D7D LAE2 , D7D LBE2 ,

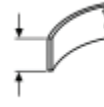
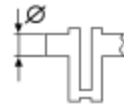
401504-00-1									1 pair
-25-1		HL	AL	84,980	90,500	31,000	↑ LO2G	2,735	
				85,000	90,520		↓ LO2G		
401504-00-6									7 pairs
-25-6	1-7	HL	AL	84,980	90,500	31,000	↑ LO2G	2,735	
				85,000	90,520		↓ LO2G		
411504-00-2									2 pairs
	1,2	AS	AL	91,400	114,000		↑ L G	2,950	
				91,400	114,000		↓ G		
431503-00-6									6 pairs
	1-6	PL	CU3	67,980	72,500	30,000	↑ L	2,232	
				68,000	72,520		↓ L		
431510-00-1									1 pair
-25-1		PL	CU3	67,980	72,500	30,000	↑ L	2,232	
				68,000	72,520		↓ L		
431513-00-6									6 pairs
	1-6	PL	CU3 PY	67,980	72,500	30,000	↑ L	2,232	
				68,000	72,520		↓ L		



108,000 mm								39	
D7E240 , D7E280 , D7E290 , D7E320 , D7F240 , D7F260 , D7F290 , D7F300 , D7F340 ,									
401507-00-6								7 pairs	
-25-6	1-7	HL	CU3	84,980 85,000	90,500 90,520	26,500	↑ LO1G ↓ L	2,735	
411504-00-2								2 pairs	
	1,2	AS	AL	91,400 91,400	114,000 114,000		↑ L G ↓ G	2,950	
431506-00-1								1 pair	
		PL	CU3 PY	74,980 75,000	80,000 80,020	29,200	↑ L ↓ L	2,482	
431506-00-6								6 pairs	
	1-6	PL	CU3 PY	74,980 75,000	80,000 80,020	29,200	↑ L ↓ L	2,482	
431512-00-6								6 pairs	
	1-6	PL	CU3 PY	74,980 75,000	80,000 80,020	29,200	↑ L ↓ L	2,482	
120,000 mm								40	
D9A260 , D9A300 , D9A340 , D9A380 , D9B260 , D9B300 , D9B310 , D9B340 , D9B360 , D9B380 ,									
405105-00-6								7 pairs	
-25-6	1-7	HL	CU3	107,978 108,000	113,040 113,065	32,200	↑ LO1G ↓ L	2,497	
415104-00-2								2 pairs	
-25-2 -50-2		AS	CU3	116,660 117,094	139,929 139,680		↑ G ↓ G	3,213	
465102-00-7								7 pairs	
	1	NWL	AL	70,040 70,053	73,900 73,913	33,650	↑ L ↓ L	1,924	1 pair
	1-6	NWL	AL	70,040 70,053	73,900 73,913	20,400	↑ L ↓ L	1,924	6 pairs
120,650 mm								41	
D 100 A , D 100 B , HD 100 A , TD 100 A , TD 100 BG , TD 100 B , TD 100 CHC , TD 100 F , TD 100 GA , TD 100 G , TD 101 FA , TD 101 FC , TD 101 FD , TD 101 F , TD 101 G , TD 102 FDQ , TD 102 FD , TD 102 FF , TD 102 FH , TD 102 FL , TD 102 FM , TD 102 FQ , TD 102 F , TD 103 ES , TD 103 E , THD 100 A , THD 100 DA , THD 100 DB , THD 100 DC , THD 100 DD , THD 100 D , THD 100 EB , THD 100 EC , THD 100 E , THD 101 GB , THD 101 GC , THD 101 GD , THD 101 KB , THD 101 KC , THD 102 KD , THD 102 KE , THD 103 ES , THD 103 E , THD 103 KB , THD 103 KD , THD 103 KF ,									
405101-00-6								7 pairs	
-25-6 -50-6 -75-6	1-7	HL	CU3	99,978 100,000	104,978 105,003	37,300	↑ LO1G ↓ L	2,452	
415101-00-2								2 pairs	
-25-2 -50-2		AS	CU3	108,450 108,710	131,920 131,670		↑ G ↓ G	2,362	
435102-00-6								6 pairs	
	1-6	PL	CU3	86,003 86,018	90,925 90,940	45,700	↑ LO1 ↓ LO1	2,418	
435109-00-6								6 pairs	
-25-6 -50-6	1-6	PL	CU3	86,003 86,018	90,925 90,940	45,700	↑ LO1 ↓ LO1	2,418	
120,650 mm								42	
HD 100 D , TD 100 C , TD 102 FAQ , TD 102 FCQ , TD 102 FEQ , TD 102 FGQ , TD 102 FS , TD 102 FT , TD 103 EA , THD 101 B ,									
405101-00-6								7 pairs	
-25-6 -50-6 -75-6	1-7	HL	CU3	99,978 100,000	104,978 105,003	37,300	↑ LO1G ↓ L	2,452	
435102-00-6								6 pairs	
	1-6	PL	CU3	86,003 86,018	90,925 90,940	45,700	↑ LO1 ↓ LO1	2,418	



Type



120,650 mm

43

D10A320 , D10A360 , D10B320 , D10B360 , TD 101 GA , TD 101 GB , TD 101 GE , TD 102 FBQ , TD 103 KB , TD 103 KF , THD 100 EA , THD 100 ED , THD 100 EE , THD 100 EK , THD 101 KE , THD 102 KA , THD 102 KB , THD 102 KF ,

405101-00-6								7 pairs
-25-6	1-7	HL	CU3	99,978	104,978	37,300	↑ LO1G	2,452
-50-6				100,000	105,003		↓ L	
-75-6								
415101-00-2								2 pairs
-25-2		AS	CU3	108,450	131,920		↑ G	2,362
-50-2				108,710	131,670		↓ G	
435102-00-6								6 pairs
	1-6	PL	CU3	86,003	90,925	45,700	↑ LO1	2,418
				86,018	90,940		↓ LO1	

120,650 mm

44

THD 102 KJ

405101-00-6								7 pairs
-25-6	1-7	HL	CU3	99,978	104,978	37,300	↑ LO1G	2,452
-50-6				100,000	105,003		↓ L	
-75-6								

123,000 mm

45

D11-325 , D11-355 , D11-365 , D11-385 , D11-405 , D11A330 , D11A370 , D11A430 , D11B390 , D11B430 , D11C330 , D11C370 , D11C410 , D11C450 , D11K370 , D11K380 , D11K410 , D11K430 , D11K450 , D11K460 ,

405105-00-6								7 pairs
-25-6	1-7	HL	CU3	107,978	113,040	32,200	↑ LO1G	2,497
				108,000	113,065		↓ L	
415104-00-2								2 pairs
-25-2		AS	CU3	116,660	139,929		↑ G	3,213
-50-2				117,094	139,680		↓ G	
435114-00-6								6 pairs
-25-6	1-6	PL	CU3	85,978	90,835	45,100	↑ L	2,395
			↓ AL	86,000	90,850		↓ L	
465102-00-7								7 pairs
	1	NWL	AL	70,040	73,900	33,650	↑ L	1,924
				70,053	73,913		↓ L	1 pair
	1-6	NWL	AL	70,040	73,900	20,400	↑ L	1,924
				70,053	73,913		↓ L	6 pairs

123,000 mm

46

D11K330

415104-00-2								2 pairs
-25-2		AS	CU3	116,660	139,929		↑ G	3,213
-50-2				117,094	139,680		↓ G	
435114-00-6								6 pairs
-25-6	1-6	PL	CU3	85,978	90,835	45,100	↑ L	2,395
			↓ AL	86,000	90,850		↓ L	
465102-00-7								7 pairs
	1	NWL	AL	70,040	73,900	33,650	↑ L	1,924
				70,053	73,913		↓ L	1 pair
	1-6	NWL	AL	70,040	73,900	20,400	↑ L	1,924
				70,053	73,913		↓ L	6 pairs



130,170 mm							47		
TD 121 F, TD 122 FS,									
405104-00-6							7 pairs		
-25-6	1-7	HL	CU2	107,915	113,040	37,100	↑ LO1G	2,515	
-50-6				107,937	113,065		↓ L		
-75-6									
415104-00-2							2 pairs		
-25-2		AS	CU3	116,660	139,929		↑ G	3,213	
-50-2				117,094	139,680		↓ G		
435104-00-6							6 pairs		
-25-6	1-6	PL	CU2	92,028	96,835	46,250	↑ LO1	2,362	
-50-6				92,043	96,850		↓ LO1		
435106-00-6							6 pairs		
-25-6	1-6	PL	CU2	92,028	96,835	46,250	↑ LO1	2,362	
-50-6				92,043	96,850		↓ LO1		
130,170 mm							48		
TD 121 GD, TD 121 G,									
405104-00-6							7 pairs		
-25-6	1-7	HL	CU2	107,915	113,040	37,100	↑ LO1G	2,515	
-50-6				107,937	113,065		↓ L		
-75-6									
435104-00-6							6 pairs		
-25-6	1-6	PL	CU2	92,028	96,835	46,250	↑ LO1	2,362	
-50-6				92,043	96,850		↓ LO1		
435106-00-6							6 pairs		
-25-6	1-6	PL	CU2	92,028	96,835	46,250	↑ LO1	2,362	
-50-6				92,043	96,850		↓ LO1		
130,180 mm							49		
TD 120 A, TD 120 C, TD 120 D, TD 120 E, TD 120 FA, TD 120 FB, TD 120 FC, TD 120 FTQ, TD 120 F, TD 120 GA, TD 120 G, TD 122 ED, TD 122 FAQ, TD 122 FA, TD 122 FBQ, TD 122 FCQ, TD 122 FH, TD 122 FKQ, TD 122 FK, TD 122 FL, TD 122 FR, TD 122 FTO, TD 122 F, TD 122 KBE, TD 122 KE, TD 122 KHD, TD 122, TD 123 EA, TD 123 EB, TD 123 EC, TD 123 ED, TD 123 ES, TD 123 E,									
405104-00-6							7 pairs		
-25-6	1-7	HL	CU2	107,915	113,040	37,100	↑ LO1G	2,515	
-50-6				107,937	113,065		↓ L		
-75-6									
415104-00-2							2 pairs		
-25-2		AS	CU3	116,660	139,929		↑ G	3,213	
-50-2				117,094	139,680		↓ G		
435104-00-6							6 pairs		
-25-6	1-6	PL	CU2	92,028	96,835	46,250	↑ LO1	2,362	
-50-6				92,043	96,850		↓ LO1		
435106-00-6							6 pairs		
-25-6	1-6	PL	CU2	92,028	96,835	46,250	↑ LO1	2,362	
-50-6				92,043	96,850		↓ LO1		
130,180 mm							50		
TD 121 FA, TD 121 FB, TD 121 FC, TD 121 FD, TD 121 FE, TD 121 FF, TD 121 FG, TD 121 FH, TD 121 FK,									
405104-00-6							7 pairs		
-25-6	1-7	HL	CU2	107,915	113,040	37,100	↑ LO1G	2,515	
-50-6				107,937	113,065		↓ L		
-75-6									
435104-00-6							6 pairs		
-25-6	1-6	PL	CU2	92,028	96,835	46,250	↑ LO1	2,362	
-50-6				92,043	96,850		↓ LO1		
435106-00-6							6 pairs		
-25-6	1-6	PL	CU2	92,028	96,835	46,250	↑ LO1	2,362	
-50-6				92,043	96,850		↓ LO1		



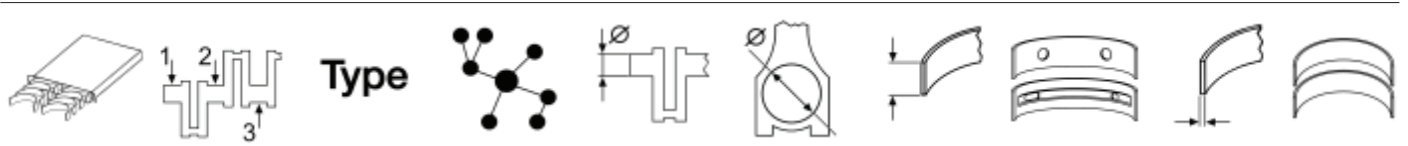
Type

131,000 mm								51	
D12A340 , D12A380 , D12A420 ,									
405103-00-6								7 pairs	
-25-6	1-7	HL	CU3	107,978	113,040	37,800	↑ LO1G	2,497	
-50-6				108,000	113,065		↓ L		
405108-00-6								7 pairs	
-25-6	1-7	HL	CU3	107,987	113,000	38,900	↑ LO1G	2,497	
-50-6				108,000	113,065		↓ L		
415104-00-2								2 pairs	
-25-2		AS	CU3	116,660	139,929		↑ G	3,213	
-50-2				117,094	139,680		↓ G		
435111-00-6								6 pairs	
-25-6	1-6	PL	CU3	91,978	96,835	49,100	↑ LO1	2,395	
-50-6				92,000	96,850		↓ LO1		
465101-00-7								7 pairs	
	1	NWL	AL	69,970	73,888	42,150	↑ L	1,924	1 pair
				70,000	73,913		↓ L		
	1-6	NWL	AL	69,970	73,888	33,000	↑ L	1,924	6 pairs
				70,000	73,913		↓ L		

131,000 mm								52	
D12B340 , D12C340 , D12C380 , D12C420 , D12C460 , D12D340 , D12D380 , D12D420 , D12D460 , D12D500 , D12F390 , D12F430 , DH12D340 , DH12D380 , DH12D420 , DH12E340 , DH12E380 , DH12E420 , DH12E460 ,									
405103-00-6								7 pairs	
-25-6	1-7	HL	CU3	107,978	113,040	37,800	↑ LO1G	2,497	
-50-6				108,000	113,065		↓ L		
415104-00-2								2 pairs	
-25-2		AS	CU3	116,660	139,929		↑ G	3,213	
-50-2				117,094	139,680		↓ G		
435111-00-6								6 pairs	
-25-6	1-6	PL	CU3	91,978	96,835	49,100	↑ LO1	2,395	
-50-6				92,000	96,850		↓ LO1		
465101-00-7								7 pairs	
	1	NWL	AL	69,970	73,888	42,150	↑ L	1,924	1 pair
				70,000	73,913		↓ L		
	1-6	NWL	AL	69,970	73,888	33,000	↑ L	1,924	6 pairs
				70,000	73,913		↓ L		

131,000 mm								53	
D12C390 , D12D390 , D12D425 ,									
405103-00-6								7 pairs	
-25-6	1-7	HL	CU3	107,978	113,040	37,800	↑ LO1G	2,497	
-50-6				108,000	113,065		↓ L		
415104-00-2								2 pairs	
-25-2		AS	CU3	116,660	139,929		↑ G	3,213	
-50-2				117,094	139,680		↓ G		

131,000 mm								54	
D13A360 , D13A400 , D13A440 , D13A480 , D13A520 , D13B360 , D13B400 , D13B440 , D13B500 , D13C380 , D13C420 , D13C460 , D13C500 , D13C540 , D13H440 , D13K420 , D13K460 , D13K500 ,									
405103-00-6								7 pairs	
-25-6	1-7	HL	CU3	107,978	113,040	37,800	↑ LO1G	2,497	
-50-6				108,000	113,065		↓ L		
415104-00-2								2 pairs	
-25-2		AS	CU3	116,660	139,929		↑ G	3,213	
-50-2				117,094	139,680		↓ G		
435116-00-6								6 pairs	
-25-6	1-6	PL	CU3	98,978	103,835	48,850	↑ LO1	2,395	
-50-6			↓ AL	99,000	103,850		↓ L		



131,000 mm										55
D13K540										
405103-00-6										
									7 pairs	
-25-6	1-7	HL	CU3	107,978	113,040	37,800	↑ LO1G	2,497		
-50-6				108,000	113,065		↓ L			
435116-00-6										
									6 pairs	
-25-6	1-6	PL	CU3	98,978	103,835	48,850	↑ LO1	2,395		
-50-6			↓ AL	99,000	103,850		↓ L			

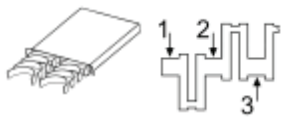


siehe Motorenliste
see engline list
voir la liste des moteurs
ver lista de motores
см. список двигателей
تالكر حطما قمىق رظنا

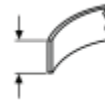
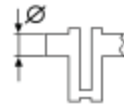


VOLVO PENTA

ENGINE	\varnothing	ccm	kW	1 POS	ENGINE	\varnothing	ccm	kW	1 POS						
D5A-B TA	108,000	4	4764	89 - 118 kW	D	1418	4	TAD1374VE	131,000	6	12777	375 kW	D	1420	13
D5A-TA	108,000	4	4764	89 - 118 kW	D	1418	4	TAD1375VE	131,000	6	12777	405 kW	D	1420	13
D5A-T	108,000	4	4764	77 - 81 kW	D	1418	4	TAD520GE	108,000	4	4764	94 - 110 kW	D	1418	4
D7A-B TA	108,000	6	7145	130 - 174 kW	D	1418	5	TAD520VE	108,000	4	4764	107 - 118 kW	D	1418	4
D7A-TA	108,000	6	7145	130 - 174 kW	D	1418	5	TAD530GE	108,000	4	4764	75 - 85 kW	D	1418	4
D7A-T	108,000	6	7145	116 - 122 kW	D	1418	5	TAD531GE	108,000	4	4764	88 - 101 kW	D	1418	4
D7C-B TA	108,000	6	7145	146 - 195 kW	D	1419	6	TAD532GE	108,000	4	4764	113 - 126 kW	D	1418	4
D7C-TA	108,000	6	7145	146 - 195 kW	D	1419	6	TAD550GE	108,000	4	4764	76 - 94 kW	D	1419	7
TAD1140VE	123,000	6	10837	235 kW	D	1420	11	TAD551GE	108,000	4	4764	89 - 110 kW	D	1419	7
TAD1141VE	123,000	6	10837	265 kW	D	1420	11	TAD560VE	108,000	4	4764	129 kW	D	1419	8
TAD1142VE	123,000	6	10837	285 kW	D	1420	11	TAD561VE	108,000	4	4764	155 kW	D	1419	8
TAD1150VE	123,000	6	10837	235 kW	D	1420	11	TAD620VE	98,000	6	5702	140 - 155 kW	D	1418	1
TAD1151VE	123,000	6	10837	265 kW	D	1420	11	TAD650VE	101,000	6	6057	147 kW	D	1418	3
TAD1152VE	123,000	6	10837	285 kW	D	1420	11	TAD660VE	98,000	6	5702	147 kW	D	1418	2
TAD1170VE	123,000	6	10837	235 kW	D	1420	11	TAD720GE	108,000	6	7145	140 - 163 kW	D	1418	5
TAD1171VE	123,000	6	10837	265 kW	D	1420	11	TAD720VE	108,000	6	7145	157 - 174 kW	D	1418	5
TAD1172VE	123,000	6	10837	285 kW	D	1420	11	TAD721GE	108,000	6	7145	162 - 197 kW	D	1418	5
TAD120BHC	130,170	6	11977	225 - 273 kW	D	1420	12	TAD721VE	108,000	6	7145	176 - 195 kW	D	1418	5
TAD1240GE	131,000	6	12130	310 - 346 kW	D	1420	14	TAD722GE	108,000	6	7145	179 - 218 kW	D	1418	5
TAD1241GE	131,000	6	12130	323 - 387 kW	D	1420	14	TAD722VE	108,000	6	7145	212 - 220 kW	D	1418	5
TAD1241VE	131,000	6	12130	343 kW	D	1420	14	TAD730GE	108,000	6	7145	111 - 127 kW	D	1418	5
TAD1242GE	131,000	6	12130	352 - 430 kW	D	1420	14	TAD731GE	108,000	6	7145	134 - 153 kW	D	1418	5
TAD1242VE	131,000	6	12130	383 kW	D	1420	14	TAD732GE	108,000	6	7145	159 - 192 kW	D	1418	5
TAD1340VE	131,000	6	12777	240 - 256 kW	D	1420	13	TAD733GE	108,000	6	7145	176 - 213 kW	D	1418	5
TAD1341GE	131,000	6	12777	275 - 324 kW	D	1420	13	TAD734GE	108,000	6	7145	219 - 247 kW	D	1419	8
TAD1341VE	131,000	6	12777	259 - 275 kW	D	1420	13	TAD750GE	108,000	6	7145	113 - 141 kW	D	1419	9
TAD1342GE	131,000	6	12777	303 - 377 kW	D	1420	13	TAD750VE	108,000	6	7145	170 - 200 kW	D	1419	9
TAD1342VE	131,000	6	12777	294 - 310 kW	D	1420	13	TAD751GE	108,000	6	7145	132 - 166 kW	D	1419	9
TAD1343GE	131,000	6	12777	325 - 388 kW	D	1420	13	TAD752GE	108,000	6	7145	158 - 196 kW	D	1419	8
TAD1343VE	131,000	6	12777	316 - 332 kW	D	1420	13	TAD753GE	108,000	6	7145	175 - 218 kW	D	1419	8
TAD1344GE	131,000	6	12777	354 - 431 kW	D	1420	13	TAD754GE	108,000	6	7145	219 - 245 kW	D	1419	8
TAD1344VE	131,000	6	12777	336 - 352 kW	D	1420	13	TAD760VE	108,000	6	7145	180 kW	D	1419	9
TAD1345GE	131,000	6	12777	388 - 431 kW	D	1420	13	TAD761VE	108,000	6	7145	160 kW	D	1419	8
TAD1345VE	131,000	6	12777	377 - 394 kW	D	1420	13	TAD762VE	108,000	6	7145	185 kW	D	1419	8
TAD1350GE	131,000	6	12777	245 - 269 kW	D	1420	13	TAD763VE	108,000	6	7145	210 kW	D	1419	8
TAD1350VE	131,000	6	12777	256 kW	D	1420	13	TAD764VE	108,000	6	7145	225 kW	D	1419	8
TAD1351GE	131,000	6	12777	279 - 323 kW	D	1420	13	TAD765VE	108,000	6	7145	235 kW	D	1419	8
TAD1351VE	131,000	6	12777	285 kW	D	1420	13	TAD940GE	120,000	6	9364	240 - 273 kW	D	1419	10
TAD1352GE	131,000	6	12777	314 - 376 kW	D	1420	13	TAD940VE	120,000	6	9364	171 - 190 kW	D	1419	10
TAD1352VE	131,000	6	12777	315 kW	D	1420	13	TAD941GE	120,000	6	9364	281 - 323 kW	D	1419	10
TAD1353GE	131,000	6	12777	391 - 430 kW	D	1420	13	TAD941VE	120,000	6	9364	201 - 220 kW	D	1419	10
TAD1353VE	131,000	6	12777	345 kW	D	1420	13	TAD942VE	120,000	6	9364	235 - 250 kW	D	1419	10
TAD1354GE	131,000	6	12777	328 - 376 kW	D	1420	13	TAD943VE	120,000	6	9364	236 - 279 kW	D	1419	10
TAD1355GE	131,000	6	12777	344 - 390 kW	D	1420	13	TAD950VE	120,000	6	9364	178 - 191 kW	D	1419	10
TAD1360VE	131,000	6	12777	256 kW	D	1420	13	TAD951VE	120,000	6	9364	205 - 224 kW	D	1419	10
TAD1361VE	131,000	6	12777	285 kW	D	1420	13	TAD952VE	120,000	6	9364	234 - 252 kW	D	1419	10
TAD1362VE	131,000	6	12777	315 kW	D	1420	13	TD520GE	108,000	4	4764	78 - 89 kW	D	1418	4
TAD1363VE	131,000	6	12777	345 kW	D	1420	13	TD520VE	108,000	4	4764	81 kW	D	1418	4
TAD1364VE	131,000	6	12777	375 kW	D	1420	13	TD720GE	108,000	6	7145	117 - 134 kW	D	1418	5
TAD1365VE	131,000	6	12777	405 kW	D	1420	13	TD720VE-PP	108,000	6	7145	115 kW	D	1418	5
TAD1371VE	131,000	6	12777	285 kW	D	1420	13	TWD1210V	130,170	6	11977	193 - 284 kW	D	1420	12
TAD1372VE	131,000	6	12777	315 kW	D	1420	13	TWD1211V	130,170	6	11977	232 - 310 kW	D	1420	12
TAD1373VE	131,000	6	12777	345 kW	D	1420	13	TWD1240VE	131,000	6	12130	294 - 310 kW	D	1420	14



Type



98,000 mm

1

TAD620VE

411505-00-2										2 pairs
1-2	AS	AL	91,400	113,750		↑ L	G	2,050		
			91,700	114,000		↓	G			

431504-00-1										1 pair
-25-1	PL	CU3	62,980	66,619	29,300	↑ L		1,787		
			63,000	66,600		↓	L			

98,000 mm

2

TAD660VE

401509-00-1										1 pair
	HL	AL	83,980	89,000	22,800	↑ L O1G		2,485		
			84,000	89,022		↓	L			

431509-00-1										1 pair
-25-1	PL	CU3	69,980	73,600	24,000	↑ L		1,787		
			70,000	73,619		↓	L			

101,000 mm

3

TAD650VE

401509-00-1										1 pair
	HL	AL	83,980	89,000	22,800	↑ L O1G		2,485		
			84,000	89,022		↓	L			

431509-00-1										1 pair
-25-1	PL	CU3	69,980	73,600	24,000	↑ L		1,787		
			70,000	73,619		↓	L			

108,000 mm

4

D5A-B TA , D5A-TA , D5A-T , TAD520GE , TAD520VE , TAD530GE , TAD531GE , TAD532GE , TD520GE , TD520VE ,

401504-00-1										1 pair
-25-1	HL	AL	84,980	90,500	31,000	↑ L O2G		2,735		
			85,000	90,520		↓	L O2G			

431503-00-1										1 pair
-25-1	PL	CU3	67,980	72,500	30,000	↑ L		2,232		
			68,000	72,520		↓	L			

431510-00-1										1 pair
-25-1	PL	CU3	67,980	72,500	30,000	↑ L		2,232		
			68,000	72,520		↓	L			

108,000 mm

5

D7A-B TA , D7A-TA , D7A-T , TAD720GE , TAD720VE , TAD721GE , TAD721VE , TAD722GE , TAD722VE , TAD730GE , TAD731GE , TAD732GE , TAD733GE , TD720GE , TD720VE-PP ,

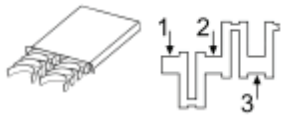
401504-00-1										1 pair
-25-1	HL	AL	84,980	90,500	31,000	↑ L O2G		2,735		
			85,000	90,520		↓	L O2G			

401504-00-6										7 pairs
-25-6	1-7	HL	84,980	90,500	31,000	↑ L O2G		2,735		
			85,000	90,520		↓	L O2G			

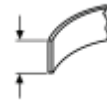
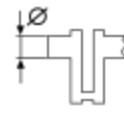
431503-00-1										1 pair
-25-1	PL	CU3	67,980	72,500	30,000	↑ L		2,232		
			68,000	72,520		↓	L			

431510-00-1										1 pair
-25-1	PL	CU3	67,980	72,500	30,000	↑ L		2,232		
			68,000	72,520		↓	L			

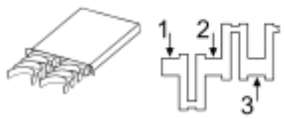
431513-00-6										6 pairs
1-6	PL	CU3 PY	67,980	72,500	30,000	↑ L		2,232		
			68,000	72,520		↓	L			



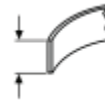
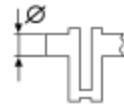
Type



108,000 mm								6	
D7C-B TA , D7C-TA ,									
401504-00-1								1 pair	
-25-1		HL	AL	84,980 85,000	90,500 90,520	31,000	↑ LO2G ↓ LO2G	2,735	
401504-00-6								7 pairs	
-25-6	1-7	HL	AL	84,980 85,000	90,500 90,520	31,000	↑ LO2G ↓ LO2G	2,735	
108,000 mm								7	
TAD550GE , TAD551GE ,									
401504-00-1								1 pair	
-25-1		HL	AL	84,980 85,000	90,500 90,520	31,000	↑ LO2G ↓ LO2G	2,735	
431503-00-1								1 pair	
-25-1		PL	CU3	67,980 68,000	72,500 72,520	30,000	↑ L ↓ L	2,232	
108,000 mm								8	
TAD560VE , TAD561VE , TAD734GE , TAD752GE , TAD753GE , TAD754GE , TAD761VE , TAD762VE , TAD763VE , TAD764VE , TAD765VE ,									
431506-00-1								1 pair	
		PL	CU3 PY	74,980 75,000	80,000 80,020	29,200	↑ L ↓ L	2,482	
431506-00-6								6 pairs	
	1-6	PL	CU3 PY	74,980 75,000	80,000 80,020	29,200	↑ L ↓ L	2,482	
431512-00-6								6 pairs	
	1-6	PL	CU3 PY	74,980 75,000	80,000 80,020	29,200	↑ L ↓ L	2,482	
108,000 mm								9	
TAD750GE , TAD750VE , TAD751GE , TAD760VE ,									
401504-00-1								1 pair	
-25-1		HL	AL	84,980 85,000	90,500 90,520	31,000	↑ LO2G ↓ LO2G	2,735	
401504-00-6								7 pairs	
-25-6	1-7	HL	AL	84,980 85,000	90,500 90,520	31,000	↑ LO2G ↓ LO2G	2,735	
431510-00-1								1 pair	
-25-1		PL	CU3	67,980 68,000	72,500 72,520	30,000	↑ L ↓ L	2,232	
431513-00-6								6 pairs	
	1-6	PL	CU3 PY	67,980 68,000	72,500 72,520	30,000	↑ L ↓ L	2,232	
120,000 mm								10	
TAD940GE , TAD940VE , TAD941GE , TAD941VE , TAD942VE , TAD943VE , TAD950VE , TAD951VE , TAD952VE ,									
405105-00-6								7 pairs	
-25-6	1-7	HL	CU3	107,978 108,000	113,040 113,065	32,200	↑ LO1G ↓ L	2,497	
415104-00-2								2 pairs	
-25-2		AS	CU3	116,660	139,929		↑ G	3,213	
-50-2				117,094	139,680		↓ G		
465102-00-7								7 pairs	
	1	NWL	AL	70,040 70,053	73,900 73,913	33,650	↑ L ↓ L	1,924	1 pair
	1-6	NWL	AL	70,040 70,053	73,900 73,913	20,400	↑ L ↓ L	1,924	6 pairs



Type



123,000 mm

11

TAD1140VE, TAD1141VE, TAD1142VE, TAD1150VE, TAD1151VE, TAD1152VE, TAD1170VE, TAD1171VE, TAD1172VE,

405105-00-6										7 pairs
-25-6	1-7	HL	CU3	107,978	113,040	32,200	↑ LO1G		2,497	
				108,000	113,065		↓ L			
415104-00-2										2 pairs
-25-2		AS	CU3	116,660	139,929		↑ G		3,213	
-50-2				117,094	139,680		↓ G			
435114-00-6										6 pairs
-25-6	1-6	PL	CU3	85,978	90,835	45,100	↑ L		2,395	
			↓ AL	86,000	90,850		↓ L			
465102-00-7										7 pairs
	1	NWL	AL	70,040	73,900	33,650	↑ L		1,924	1 pair
				70,053	73,913		↓ L			
	1-6	NWL	AL	70,040	73,900	20,400	↑ L		1,924	6 pairs
				70,053	73,913		↓ L			

130,170 mm

12

TAD120BHC, TWD1210V, TWD1211V,

415104-00-2										2 pairs
-25-2		AS	CU3	116,660	139,929		↑ G		3,213	
-50-2				117,094	139,680		↓ G			

131,000 mm

13

TAD1340VE, TAD1341GE, TAD1341VE, TAD1342GE, TAD1342VE, TAD1343GE, TAD1343VE, TAD1344GE, TAD1344VE, TAD1345GE, TAD1345VE, TAD1350GE, TAD1350VE, TAD1351GE, TAD1351VE, TAD1352GE, TAD1352VE, TAD1353GE, TAD1353VE, TAD1354GE, TAD1355GE, TAD1360VE, TAD1361VE, TAD1362VE, TAD1363VE, TAD1364VE, TAD1365VE, TAD1371VE, TAD1372VE, TAD1373VE, TAD1374VE, TAD1375VE,

405103-00-6										7 pairs
-25-6	1-7	HL	CU3	107,978	113,040	37,800	↑ LO1G		2,497	
-50-6				108,000	113,065		↓ L			
415104-00-2										2 pairs
-25-2		AS	CU3	116,660	139,929		↑ G		3,213	
-50-2				117,094	139,680		↓ G			
435116-00-6										6 pairs
-25-6	1-6	PL	CU3	98,978	103,835	48,850	↑ LO1		2,395	
-50-6			↓ AL	99,000	103,850		↓ L			








131,000 mm






14

TAD1240GE, TAD1241GE, TAD1241VE, TAD1242GE, TAD1242VE, TWD1240VE,








405103-00-6										7 pairs
-25-6	1-7	HL	CU3	107,978	113,040	37,800	↑ LO1G		2,497	
-50-6				108,000	113,065		↓ L			
415104-00-2										2 pairs
-25-2		AS	CU3	116,660	139,929		↑ G		3,213	
-50-2				117,094	139,680		↓ G			
435111-00-6										6 pairs
-25-6	1-6	PL	CU3	91,978	96,835	49,100	↑ LO1		2,395	
-50-6				92,000	96,850		↓ LO1			








							
411.412 1.7	W	09.69 - 08.73	1679	B	59 kW	1524	157
411.412 1.8	AT	07.73 - 03.75	1795	B	55 kW	1525	159
412 Variant 1.7	W	01.72 - 12.73	1679	B	59 kW	1524	157
412 Variant 1.8 E,LE	AT	07.73 - 03.75	1795	B	55 kW	1525	159
AMAROK (2HA, 2HB, S1B, S6B, S7A, S7B) 2.0 BiTDI 4motion	CDCA	09.10 - 12.12	1968	D	120 kW	1517	122
AMAROK (2HA, 2HB, S1B, S6B, S7A, S7B) 2.0 BiTDI 4motion	CNEA	11.11	1968	D	132 kW	1517	122
AMAROK (2HA, 2HB, S1B, S6B, S7A, S7B) 2.0 BiTDI 4motion	CSHA	11.11	1968	D	132 kW	1517	122
AMAROK (2HA, 2HB, S1B, S6B, S7A, S7B) 2.0 BiTDI	CDCA	09.10 - 08.12	1968	D	120 kW	1517	122
AMAROK (2HA, 2HB, S1B, S6B, S7A, S7B) 2.0 BiTDI	CNEA	11.11	1968	D	132 kW	1517	122
AMAROK (2HA, 2HB, S1B, S6B, S7A, S7B) 2.0 BiTDI	CSHA	11.11	1968	D	132 kW	1517	122
AMAROK (2HA, 2HB, S1B, S6B, S7A, S7B) 2.0 TDI 4motion	CDBA	09.10 - 10.13	1968	D	90 kW	1517	122
AMAROK (2HA, 2HB, S1B, S6B, S7A, S7B) 2.0 TDI 4motion	CNFA	09.10 - 10.13	1968	D	90 kW	1517	122
AMAROK (2HA, 2HB, S1B, S6B, S7A, S7B) 2.0 TDI 4motion	CNFB	06.12	1968	D	103 kW	1517	122
AMAROK (2HA, 2HB, S1B, S6B, S7A, S7B) 2.0 TDI	CDBA	09.10 - 10.13	1968	D	90 kW	1517	122
AMAROK (2HA, 2HB, S1B, S6B, S7A, S7B) 2.0 TDI	CNFA	09.10 - 10.13	1968	D	90 kW	1517	122
AMAROK (2HA, 2HB, S1B, S6B, S7A, S7B) 2.0 TDI	CNFB	07.12	1968	D	103 kW	1517	122
AMAROK (2HA, 2HB, S1B, S6B, S7A, S7B) 2.0 TSI 4motion	CFPA	09.11 - 10.16	1984	B	118 kW	1519	132
AMAROK (2HA, 2HB, S1B, S6B, S7A, S7B) 2.0 TSI	CFPA	12.10 - 10.16	1984	B	118 kW	1519	132
AMAROK Pritsche/Fahrgestell (S1B, S6B, S7B) 2.0 BiTDI 4motion	CNEA	09.11 - 07.19	1968	D	132 kW	1517	122
AMAROK Pritsche/Fahrgestell (S1B, S6B, S7B) 2.0 BiTDI 4motion	CSHA	09.11 - 07.19	1968	D	132 kW	1517	122
AMAROK Pritsche/Fahrgestell (S1B, S6B, S7B) 2.0 BiTDI	CNEA	09.11 - 07.19	1968	D	132 kW	1517	122
AMAROK Pritsche/Fahrgestell (S1B, S6B, S7B) 2.0 BiTDI	CSHA	09.11 - 07.19	1968	D	132 kW	1517	122
AMAROK Pritsche/Fahrgestell (S1B, S6B, S7B) 2.0 TDI 4motion	CDCA	09.11 - 08.12	1968	D	120 kW	1517	122
AMAROK Pritsche/Fahrgestell (S1B, S6B, S7B) 2.0 TDI 4motion	CNFB	09.11 - 10.16	1968	D	103 kW	1517	122
AMAROK Pritsche/Fahrgestell (S1B, S6B, S7B) 2.0 TDI	CDBA	09.11 - 10.13	1968	D	90 kW	1517	122
AMAROK Pritsche/Fahrgestell (S1B, S6B, S7B) 2.0 TDI	CDCA	09.11 - 08.12	1968	D	120 kW	1517	122
AMAROK Pritsche/Fahrgestell (S1B, S6B, S7B) 2.0 TDI	CNFA	09.11 - 10.13	1968	D	90 kW	1517	122
AMAROK Pritsche/Fahrgestell (S1B, S6B, S7B) 2.0 TDI	CNFB	09.11 - 10.16	1968	D	103 kW	1517	122
AMAROK Pritsche/Fahrgestell (S1B, S6B, S7B) 2.0 TSI	CFPA	09.11 - 10.16	1984	B	118 kW	1519	132
AMEO (631) 1.5 TDI	CWXC	08.16 - 04.20	1498	D	81 kW	1496	57
ARTEON (3H7, 3H8) 2.0 TDI 4motion	CUAA	03.17 - 07.20	1968	D	176 kW	1518	125
ARTEON (3H7, 3H8) 2.0 TDI 4motion	DFHA	05.17 - 12.21	1968	D	140 kW	1518	126
ARTEON (3H7, 3H8) 2.0 TDI	CRGA	11.17 - 07.20	1968	D	130 kW	1518	126
ARTEON (3H7, 3H8) 2.0 TDI	DBGA	03.17	1968	D	110 kW	1518	126
ARTEON (3H7, 3H8) 2.0 TDI	DFGA	03.17	1968	D	110 kW	1518	126
ARTEON (3H7, 3H8) 2.0 TDI	DFHA	05.17 - 12.22	1968	D	140 kW	1518	126
ARTEON (3H7, 3H8) 2.0 TSI 4motion	DJHC	04.17	1984	B	206 kW	1524	153
ARTEON (3H7, 3H8) 2.0 TSI 4motion	DLRB	04.18	1984	B	200 kW	1524	153
ARTEON (3H7, 3H8) 2.0 TSI 4motion	DNUA	04.18	1984	B	200 kW	1524	153
ARTEON (3H7, 3H8) 2.0 TSI	CZPB	05.17	1984	B	140 kW	1521	139
ARTEON (3H7, 3H8) 2.0 TSI	DKZA	05.17	1984	B	140 kW	1521	139
ARTEON SHOOTING BRAKE (3H9) 2.0 TDI 4motion	DFHA	09.20	1968	D	140 kW	1518	126
ARTEON SHOOTING BRAKE (3H9) 2.0 TDI	DFHA	09.20	1968	D	140 kW	1518	126
ARTEON SHOOTING BRAKE (3H9) 2.0 TSI 4motion	DJHC	06.20	1984	B	206 kW	1524	153
ARTEON SHOOTING BRAKE (3H9) 2.0 TSI 4motion	DLRB	06.20	1984	B	200 kW	1524	153
ARTEON SHOOTING BRAKE (3H9) 2.0 TSI 4motion	DNUA	06.20	1984	B	200 kW	1524	153
ARTEON SHOOTING BRAKE (3H9) 2.0 TSi	CZPB	09.20	1984	B	140 kW	1521	139
ARTEON SHOOTING BRAKE (3H9) 2.0 TSi	DKZA	09.20	1984	B	140 kW	1521	139
ATLAS (CA1) 2.0 TSI 4motion	CXDA	12.17	1984	B	162 kW	1524	153
ATLAS (CA1) 2.0 TSI	DCGA	07.17	1984	B	175 kW	1524	153
ATLAS CROSS SPORT (CMC) 2.0 TSI 4motion	DCGA	08.19	1984	B	175 kW	1524	153
ATLAS CROSS SPORT (CMC) 2.0 TSI	DCGA	08.19	1984	B	175 kW	1524	153
BEETLE (5C1, 5C2) 1.2 TSI	CBZB	07.11 - 07.19	1197	B	77 kW	1482	9
BEETLE (5C1, 5C2) 1.4 TSI	CAVD	10.11 - 07.16	1390	B	118 kW	1492	41
BEETLE (5C1, 5C2) 1.4 TSI	CNWA	10.11 - 07.16	1390	B	118 kW	1492	41
BEETLE (5C1, 5C2) 1.4 TSI	CTHD	10.11 - 07.16	1390	B	118 kW	1492	41
BEETLE (5C1, 5C2) 1.4 TSI	CTKA	10.11 - 07.16	1390	B	118 kW	1492	41
BEETLE (5C1, 5C2) 1.6 TDI	CAYC	10.11 - 07.16	1598	D	77 kW	1502	75
BEETLE (5C1, 5C2) 1.8 TSI	CPKA	12.13 - 07.17	1798	B	125 kW	1524	153
BEETLE (5C1, 5C2) 1.8 TSI	CPRA	12.13 - 07.17	1798	B	125 kW	1524	153
BEETLE (5C1, 5C2) 2.0 TDI	CFFB	04.11 - 07.16	1968	D	103 kW	1517	122
BEETLE (5C1, 5C2) 2.0 TDI	CJAA	04.11 - 07.16	1968	D	103 kW	1517	122

			ccm		kw		1 POS
BEETLE (5C1, 5C2) 2.0 TDI	CUUA	06.14 - 09.18	1968	D	81 kW	1518	125
BEETLE (5C1, 5C2) 2.0 TDI	CUUB	07.14 - 09.18	1968	D	110 kW	1518	126
BEETLE (5C1, 5C2) 2.0 TDI	CVCA	07.14 - 09.18	1968	D	110 kW	1518	125
BEETLE (5C1, 5C2) 2.0 TDI	DELA	07.14 - 09.18	1968	D	110 kW	1518	125
BEETLE (5C1, 5C2) 2.0 TFSI	CBFA	04.11 - 11.16	1984	B	147 kW	1521	138
BEETLE (5C1, 5C2) 2.0 TFSI	CCTA	04.11 - 11.16	1984	B	147 kW	1521	138
BEETLE (5C1, 5C2) 2.0 TFSI	CCZA	04.11 - 11.16	1984	B	147 kW	1521	138
BEETLE (5C1, 5C2) 2.0 TSI	CPLA	01.12 - 07.19	1984	B	155 kW	1524	153
BEETLE (5C1, 5C2) 2.0 TSI	CPPA	01.12 - 07.19	1984	B	155 kW	1524	153
BEETLE (5C1, 5C2) 2.0 TSI	CULC	12.14 - 09.18	1984	B	162 kW	1524	153
BEETLE (5C1, 5C2) 2.0 TSI	DDSA	07.17 - 07.19	1984	B	130 kW	1523	150
BEETLE Cabriolet (5C7, 5C8) 1.2 TSI	CBZB	12.11 - 04.20	1197	B	77 kW	1482	9
BEETLE Cabriolet (5C7, 5C8) 1.4 TSI	CAVD	12.11 - 07.16	1390	B	118 kW	1492	41
BEETLE Cabriolet (5C7, 5C8) 1.4 TSI	CNWA	12.11 - 07.16	1390	B	118 kW	1492	41
BEETLE Cabriolet (5C7, 5C8) 1.4 TSI	CTHD	12.11 - 07.16	1390	B	118 kW	1492	41
BEETLE Cabriolet (5C7, 5C8) 1.4 TSI	CTKA	12.11 - 07.16	1390	B	118 kW	1492	41
BEETLE Cabriolet (5C7, 5C8) 1.6 TDI	CAYC	12.11 - 07.16	1598	D	77 kW	1502	75
BEETLE Cabriolet (5C7, 5C8) 1.8 TSI	CPKA	12.13 - 12.16	1798	B	125 kW	1524	153
BEETLE Cabriolet (5C7, 5C8) 1.8 TSI	CPRA	12.13 - 12.16	1798	B	125 kW	1524	153
BEETLE Cabriolet (5C7, 5C8) 2.0 TDI	CFFB	04.12 - 07.16	1968	D	103 kW	1517	122
BEETLE Cabriolet (5C7, 5C8) 2.0 TDI	CJAA	04.12 - 07.16	1968	D	103 kW	1517	122
BEETLE Cabriolet (5C7, 5C8) 2.0 TDI	CUUA	06.14 - 09.18	1968	D	81 kW	1518	125
BEETLE Cabriolet (5C7, 5C8) 2.0 TDI	CUUB	09.14 - 09.18	1968	D	110 kW	1518	126
BEETLE Cabriolet (5C7, 5C8) 2.0 TDI	CVCA	09.14 - 09.18	1968	D	110 kW	1518	125
BEETLE Cabriolet (5C7, 5C8) 2.0 TDI	DELA	09.14 - 09.18	1968	D	110 kW	1518	125
BEETLE Cabriolet (5C7, 5C8) 2.0 TFSI	CBFA	12.11 - 07.16	1984	B	147 kW	1521	138
BEETLE Cabriolet (5C7, 5C8) 2.0 TFSI	CBFA	01.13 - 07.16	1984	B	157 kW	1521	138
BEETLE Cabriolet (5C7, 5C8) 2.0 TFSI	CCTA	12.11 - 07.16	1984	B	147 kW	1521	138
BEETLE Cabriolet (5C7, 5C8) 2.0 TFSI	CCTA	01.13 - 07.16	1984	B	157 kW	1521	138
BEETLE Cabriolet (5C7, 5C8) 2.0 TFSI	CCZA	12.11 - 07.16	1984	B	147 kW	1521	138
BEETLE Cabriolet (5C7, 5C8) 2.0 TSI	CPLA	12.12 - 07.19	1984	B	155 kW	1524	153
BEETLE Cabriolet (5C7, 5C8) 2.0 TSI	CPPA	12.12 - 07.19	1984	B	155 kW	1524	153
BEETLE Cabriolet (5C7, 5C8) 2.0 TSI	CULC	12.14 - 09.18	1984	B	162 kW	1524	153
BEETLE Cabriolet (5C7, 5C8) 2.0 TSI	DDSA	07.17 - 07.19	1984	B	130 kW	1523	150
BORA (9M2) 1.8 Turbo	AUQ	01.05 - 12.14	1781	B	132 kW	1515	111
BORA (9M2) 1.8 Turbo	AWP	01.05 - 12.14	1781	B	132 kW	1515	111
BORA (9M2) 1.8 Turbo	BEK	01.05 - 12.14	1781	B	132 kW	1516	114
BORA (9M2) 2.0 Total Flex	CFEA	02.09 - 08.10	1984	B/E	88 kW	1520	134
BORA (9M2) 2.0 Total Flex	CFEA	02.09 - 07.10	1984	B/E	85 kW	1520	134
BORA (9M2) 2.0	BER	01.05 - 12.14	1984	B	85 kW	1523	145
BORA (9M2) 2.0	BEV	01.05 - 12.14	1984	B	85 kW	1523	145
BORA (9M2) 2.0	BHP	01.05 - 12.14	1984	B	85 kW	1523	145
BORA (9M2) 2.0	CBPA	01.05 - 12.14	1984	B	85 kW	1520	134
BORA (9M2) 2.0	CFEA	01.05 - 12.14	1984	B	85 kW	1520	134
BORA I (1J2) 1.4 16V	AHW	03.00 - 05.05	1390	B	55 kW	1490	33
BORA I (1J2) 1.4 16V	AKQ	03.00 - 05.05	1390	B	55 kW	1490	33
BORA I (1J2) 1.4 16V	APE	03.00 - 05.05	1390	B	55 kW	1490	33
BORA I (1J2) 1.4 16V	AXP	03.00 - 05.05	1390	B	55 kW	1490	33
BORA I (1J2) 1.4 16V	BCA	03.00 - 05.05	1390	B	55 kW	1488	26
BORA I (1J2) 1.6 16V	ATN	05.00 - 05.05	1598	B	77 kW	1488	24
BORA I (1J2) 1.6 16V	AUS	05.00 - 05.05	1598	B	77 kW	1489	31
BORA I (1J2) 1.6 16V	AZD	05.00 - 05.05	1598	B	77 kW	1489	31
BORA I (1J2) 1.6 16V	BCB	05.00 - 05.05	1598	B	77 kW	1489	31
BORA I (1J2) 1.6 FSI	BAD	01.02 - 05.05	1598	B	81 kW	1488	27
BORA I (1J2) 1.6	AEH	10.98 - 05.05	1595	B	74 kW	1510	96
BORA I (1J2) 1.6	AKL	10.98 - 05.05	1595	B	74 kW	1506	88
BORA I (1J2) 1.6	APF	10.98 - 05.05	1595	B	74 kW	1510	96
BORA I (1J2) 1.6	AVU	08.00 - 05.05	1595	B	75 kW	1517	120
BORA I (1J2) 1.6	AWB	06.02 - 10.04	1595	B	78 kW	1514	109
BORA I (1J2) 1.6	BFQ	08.00 - 05.05	1595	B	75 kW	1517	120
BORA I (1J2) 1.6	BJH	08.00 - 05.05	1595	B	75 kW	1516	116
BORA I (1J2) 1.8 4motion	AGN	02.99 - 05.05	1781	B	92 kW	1505	86








							
BORA I (1J2) 1.8 T	AGU	05.00 - 05.05	1781	B	110 kW	1512	101
BORA I (1J2) 1.8 T	ARX	05.00 - 05.05	1781	B	110 kW	1515	111
BORA I (1J2) 1.8 T	AUM	05.00 - 05.05	1781	B	110 kW	1515	111
BORA I (1J2) 1.8 T	AUQ	03.02 - 12.12	1781	B	132 kW	1515	111
BORA I (1J2) 1.8 T	AWD	05.00 - 05.05	1781	B	110 kW	1516	118
BORA I (1J2) 1.8 T	AWP	03.02 - 12.12	1781	B	132 kW	1515	111
BORA I (1J2) 1.8 T	AWW	05.00 - 05.05	1781	B	110 kW	1516	118
BORA I (1J2) 1.8 T	BAE	05.00 - 05.05	1781	B	110 kW	1518	126
BORA I (1J2) 1.8	AGN	10.98 - 05.05	1781	B	92 kW	1505	86
BORA I (1J2) 1.8	BAF	10.98 - 05.05	1781	B	92 kW	1515	112
BORA I (1J2) 1.9 SDI	AGP	10.98 - 05.05	1896	D	50 kW	1498	61
BORA I (1J2) 1.9 SDI	AQM	10.98 - 05.05	1896	D	50 kW	1499	65
BORA I (1J2) 1.9 TDI 4motion	AGR	11.98 - 04.02	1896	D	66 kW	1499	66
BORA I (1J2) 1.9 TDI 4motion	AJM	02.99 - 06.01	1896	D	85 kW	1501	71
BORA I (1J2) 1.9 TDI 4motion	ARL	05.00 - 05.05	1896	D	110 kW	1501	72
BORA I (1J2) 1.9 TDI 4motion	ASZ	11.00 - 05.05	1896	D	96 kW	1501	72
BORA I (1J2) 1.9 TDI 4motion	ATD	09.00 - 05.05	1896	D	74 kW	1501	71
BORA I (1J2) 1.9 TDI 4motion	AUY	02.99 - 06.01	1896	D	85 kW	1501	71
BORA I (1J2) 1.9 TDI	AGR	10.98 - 09.05	1896	D	66 kW	1499	66
BORA I (1J2) 1.9 TDI	AHF	10.98 - 06.01	1896	D	81 kW	1497	58
BORA I (1J2) 1.9 TDI	AJM	12.98 - 01.02	1896	D	85 kW	1501	71
BORA I (1J2) 1.9 TDI	ALH	10.98 - 09.05	1896	D	66 kW	1499	66
BORA I (1J2) 1.9 TDI	ARL	05.00 - 05.05	1896	D	110 kW	1501	72
BORA I (1J2) 1.9 TDI	ASV	10.98 - 06.01	1896	D	81 kW	1498	62
BORA I (1J2) 1.9 TDI	ASZ	11.00 - 05.05	1896	D	96 kW	1501	72
BORA I (1J2) 1.9 TDI	ATD	09.00 - 07.10	1896	D	74 kW	1501	71
BORA I (1J2) 1.9 TDI	AUY	12.98 - 01.02	1896	D	85 kW	1501	71
BORA I (1J2) 1.9 TDI	AXR	09.00 - 07.10	1896	D	74 kW	1501	73
BORA I (1J2) 1.9 TDI	BEW	09.00 - 07.10	1896	D	74 kW	1501	73
BORA I (1J2) 2.0 4motion	AZH	04.00 - 05.05	1984	B	85 kW	1520	134
BORA I (1J2) 2.0 4motion	AZJ	04.00 - 05.05	1984	B	85 kW	1520	134
BORA I (1J2) 2.0	AEG	10.98 - 12.13	1984	B	85 kW	1520	136
BORA I (1J2) 2.0	APK	10.98 - 12.13	1984	B	85 kW	1520	136
BORA I (1J2) 2.0	AQY	10.98 - 12.13	1984	B	85 kW	1520	136
BORA I (1J2) 2.0	AVH	10.98 - 12.13	1984	B	85 kW	1522	142
BORA I (1J2) 2.0	AZG	10.98 - 12.13	1984	B	85 kW	1520	134
BORA I (1J2) 2.0	AZH	10.98 - 12.13	1984	B	85 kW	1520	134
BORA I (1J2) 2.0	AZJ	10.98 - 12.13	1984	B	85 kW	1520	134
BORA I (1J2) 2.0	BBW	10.98 - 12.13	1984	B	85 kW	1522	143
BORA I (1J2) 2.0	BER	10.98 - 12.13	1984	B	85 kW	1523	145
BORA I (1J2) 2.0	BEV	10.98 - 12.13	1984	B	85 kW	1523	145
BORA I (1J2) 2.0	BHP	10.98 - 12.13	1984	B	85 kW	1523	145
BORA I (1J2) 2.0	CBPA	10.98 - 12.13	1984	B	85 kW	1520	134
BORA I (1J2) 2.0	CFEA	10.98 - 12.13	1984	B	85 kW	1520	134
BORA Variant (1J6) 1.4 16V	AHW	09.01 - 05.05	1390	B	55 kW	1490	33
BORA Variant (1J6) 1.4 16V	AKQ	09.01 - 05.05	1390	B	55 kW	1490	33
BORA Variant (1J6) 1.4 16V	APE	09.01 - 05.05	1390	B	55 kW	1490	33
BORA Variant (1J6) 1.4 16V	AXP	09.01 - 05.05	1390	B	55 kW	1490	33
BORA Variant (1J6) 1.4 16V	BCA	09.01 - 05.05	1390	B	55 kW	1488	26
BORA Variant (1J6) 1.6 16V	ATN	02.00 - 05.05	1598	B	77 kW	1488	24
BORA Variant (1J6) 1.6 16V	AUS	02.00 - 05.05	1598	B	77 kW	1489	31
BORA Variant (1J6) 1.6 16V	AZD	02.00 - 05.05	1598	B	77 kW	1489	31
BORA Variant (1J6) 1.6 16V	BCB	02.00 - 05.05	1598	B	77 kW	1489	31
BORA Variant (1J6) 1.6 FSI	BAD	01.02 - 05.05	1598	B	81 kW	1488	27
BORA Variant (1J6) 1.6	AEH	05.99 - 05.05	1595	B	74 kW	1510	96
BORA Variant (1J6) 1.6	AKL	05.99 - 05.05	1595	B	74 kW	1506	88
BORA Variant (1J6) 1.6	APF	05.99 - 05.05	1595	B	74 kW	1510	96
BORA Variant (1J6) 1.6	AVU	08.00 - 05.05	1595	B	75 kW	1517	120
BORA Variant (1J6) 1.6	BFQ	08.00 - 05.05	1595	B	75 kW	1517	120
BORA Variant (1J6) 1.8 4motion	AGN	05.99 - 05.05	1781	B	92 kW	1505	86
BORA Variant (1J6) 1.8 T	AGU	05.00 - 05.05	1781	B	110 kW	1512	101
BORA Variant (1J6) 1.8 T	ARX	05.00 - 05.05	1781	B	110 kW	1515	111








			ccm		kw		1 POS
BORA Variant (1J6) 1.8 T	AUM	05.00 - 05.05	1781	B	110 kW	1515	111
BORA Variant (1J6) 1.8 T	AUQ	05.02 - 05.05	1781	B	132 kW	1515	111
BORA Variant (1J6) 1.8 T	AWD	05.00 - 05.05	1781	B	110 kW	1516	118
BORA Variant (1J6) 1.8 T	AWP	05.02 - 05.05	1781	B	132 kW	1515	111
BORA Variant (1J6) 1.8 T	AWW	05.00 - 05.05	1781	B	110 kW	1516	118
BORA Variant (1J6) 1.9 TDI 4motion	AJM	05.99 - 06.01	1896	D	85 kW	1501	71
BORA Variant (1J6) 1.9 TDI 4motion	ARL	05.01 - 05.05	1896	D	110 kW	1501	72
BORA Variant (1J6) 1.9 TDI 4motion	ASZ	11.00 - 05.05	1896	D	96 kW	1501	72
BORA Variant (1J6) 1.9 TDI 4motion	ATD	09.00 - 05.05	1896	D	74 kW	1501	71
BORA Variant (1J6) 1.9 TDI 4motion	AUY	05.99 - 06.01	1896	D	85 kW	1501	71
BORA Variant (1J6) 1.9 TDI	AGR	09.01 - 05.05	1896	D	66 kW	1499	66
BORA Variant (1J6) 1.9 TDI	AHF	05.99 - 06.01	1896	D	81 kW	1497	58
BORA Variant (1J6) 1.9 TDI	AJM	05.99 - 06.01	1896	D	85 kW	1501	71
BORA Variant (1J6) 1.9 TDI	ALH	09.01 - 05.05	1896	D	66 kW	1499	66
BORA Variant (1J6) 1.9 TDI	ARL	05.01 - 05.05	1896	D	110 kW	1501	72
BORA Variant (1J6) 1.9 TDI	ASV	05.99 - 06.01	1896	D	81 kW	1498	62
BORA Variant (1J6) 1.9 TDI	ASZ	11.00 - 05.05	1896	D	96 kW	1501	72
BORA Variant (1J6) 1.9 TDI	ATD	09.00 - 05.05	1896	D	74 kW	1501	71
BORA Variant (1J6) 1.9 TDI	AUY	05.99 - 06.01	1896	D	85 kW	1501	71
BORA Variant (1J6) 1.9 TDI	AXR	09.00 - 05.05	1896	D	74 kW	1501	73
BORA Variant (1J6) 1.9 TDI	BEW	09.00 - 05.05	1896	D	74 kW	1501	73
BORA Variant (1J6) 2.0 4motion	AZH	04.00 - 05.05	1984	B	85 kW	1520	134
BORA Variant (1J6) 2.0 4motion	AZJ	04.00 - 05.05	1984	B	85 kW	1520	134
BORA Variant (1J6) 2.0	APK	05.99 - 05.05	1984	B	85 kW	1520	136
BORA Variant (1J6) 2.0	AQY	05.99 - 05.05	1984	B	85 kW	1520	136
BORA Variant (1J6) 2.0	AVH	05.99 - 05.05	1984	B	85 kW	1522	142
BORA Variant (1J6) 2.0	AZG	05.99 - 05.05	1984	B	85 kW	1520	134
BORA Variant (1J6) 2.0	AZJ	05.99 - 05.05	1984	B	85 kW	1520	134
BORA Variant (1J6) 2.0	BEV	05.99 - 05.05	1984	B	85 kW	1523	145
CADDY ALLTRACK Großraumlimousine (SAB) 1.6 TDI	CAYD	05.15	1598	D	75 kW	1502	75
CADDY ALLTRACK Großraumlimousine (SAB) 1.6 TDI	CAYE	05.15 - 11.17	1598	D	55 kW	1502	75
CADDY ALLTRACK Großraumlimousine (SAB) 2.0 TDI 4motion	CFHC	05.15	1968	D	103 kW	1517	122
CADDY ALLTRACK Großraumlimousine (SAB) 2.0 TDI 4motion	CFHF	05.15 - 05.16	1968	D	81 kW	1517	122
CADDY ALLTRACK Großraumlimousine (SAB) 2.0 TDI 4motion	CUUE	05.15	1968	D	90 kW	1518	125
CADDY ALLTRACK Großraumlimousine (SAB) 2.0 TDI 4motion	DFSB	11.15	1968	D	110 kW	1518	126
CADDY ALLTRACK Großraumlimousine (SAB) 2.0 TDI 4motion	DFSE	05.15	1968	D	90 kW	1518	126
CADDY ALLTRACK Großraumlimousine (SAB) 2.0 TDI	CFHC	05.15	1968	D	103 kW	1517	122
CADDY ALLTRACK Großraumlimousine (SAB) 2.0 TDI	CLCA	05.15	1968	D	81 kW	1517	122
CADDY ALLTRACK Großraumlimousine (SAB) 2.0 TDI	CUUB	05.15	1968	D	110 kW	1518	126
CADDY ALLTRACK Großraumlimousine (SAB) 2.0 TDI	CUUD	05.15	1968	D	75 kW	1518	125
CADDY ALLTRACK Großraumlimousine (SAB) 2.0 TDI	CUUF	05.15	1968	D	55 kW	1518	125
CADDY ALLTRACK Großraumlimousine (SAB) 2.0 TDI	DFSB	05.15	1968	D	110 kW	1518	126
CADDY ALLTRACK Großraumlimousine (SAB) 2.0 TDI	DFSD	05.15	1968	D	75 kW	1518	126
CADDY ALLTRACK Großraumlimousine (SAB) 2.0 TDI	DFSF	05.15	1968	D	55 kW	1518	126
CADDY ALLTRACK Kasten/Großraumlimousine (SAA) 1.6 TDI	CAYA	05.15 - 11.17	1598	D	55 kW	1502	75
CADDY ALLTRACK Kasten/Großraumlimousine (SAA) 1.6 TDI	CAYD	05.15	1598	D	75 kW	1502	75
CADDY ALLTRACK Kasten/Großraumlimousine (SAA) 1.6 TDI	CAYE	05.15 - 11.17	1598	D	55 kW	1502	75
CADDY ALLTRACK Kasten/Großraumlimousine (SAA) 2.0 TDI 4motion	CFHC	05.15	1968	D	103 kW	1517	122
CADDY ALLTRACK Kasten/Großraumlimousine (SAA) 2.0 TDI 4motion	CFHF	05.15 - 09.20	1968	D	81 kW	1517	122
CADDY ALLTRACK Kasten/Großraumlimousine (SAA) 2.0 TDI 4motion	CUUE	05.15	1968	D	90 kW	1518	125
CADDY ALLTRACK Kasten/Großraumlimousine (SAA) 2.0 TDI 4motion	DFSB	11.15	1968	D	110 kW	1518	126
CADDY ALLTRACK Kasten/Großraumlimousine (SAA) 2.0 TDI 4motion	DFSE	05.15	1968	D	90 kW	1518	126
CADDY ALLTRACK Kasten/Großraumlimousine (SAA) 2.0 TDI	CFHC	05.15	1968	D	103 kW	1517	122
CADDY ALLTRACK Kasten/Großraumlimousine (SAA) 2.0 TDI	CLCA	09.15 - 09.20	1968	D	81 kW	1517	122
CADDY ALLTRACK Kasten/Großraumlimousine (SAA) 2.0 TDI	CLCB	05.15	1968	D	103 kW	1517	122
CADDY ALLTRACK Kasten/Großraumlimousine (SAA) 2.0 TDI	CUUB	05.15	1968	D	110 kW	1518	126
CADDY ALLTRACK Kasten/Großraumlimousine (SAA) 2.0 TDI	CUUD	05.15	1968	D	75 kW	1518	125
CADDY ALLTRACK Kasten/Großraumlimousine (SAA) 2.0 TDI	CUUF	05.15	1968	D	55 kW	1518	125
CADDY ALLTRACK Kasten/Großraumlimousine (SAA) 2.0 TDI	DFSB	05.15	1968	D	110 kW	1518	126
CADDY ALLTRACK Kasten/Großraumlimousine (SAA) 2.0 TDI	DFSC	05.15	1968	D	55 kW	1518	126
CADDY ALLTRACK Kasten/Großraumlimousine (SAA) 2.0 TDI	DFSD	05.15	1968	D	75 kW	1518	126
CADDY ALLTRACK Kasten/Großraumlimousine (SAA) 2.0 TDI	DFSF	05.15	1968	D	55 kW	1518	126








CADDY Großraumlimousine (6K9, 9E7, 9E9) 1.9 D	1Y	10.05 - 06.09	1896	D	47 kW	1500	68
CADDY I (14) 1.5	JB	08.82 - 12.90	1457	B	51 kW	1502	78
CADDY I (14) 1.6 D	CR	08.82 - 07.92	1588	D	40 kW	1485	16
CADDY I (14) 1.6 D	JK	08.82 - 07.92	1588	D	40 kW	1486	18
CADDY I (14) 1.6 D	ME	08.82 - 07.92	1588	D	40 kW	1486	19
CADDY I (14) 1.6	EJ	08.79 - 07.80	1588	B	61 kW	1502	78
CADDY I (14) 1.6	EM	10.82 - 10.83	1588	B	55 kW	1502	78
CADDY I (14) 1.6	EW	01.83 - 07.92	1595	B	55 kW	1511	99
CADDY I (14) 1.7	EN	01.80 - 07.84	1715	B	57 kW	1502	79
CADDY I (14) 1.8	JH	08.85 - 07.92	1781	B	70 kW	1518	127
CADDY II Großraumlimousine (9K9B) 1.4 16V	AUA	08.00 - 01.04	1390	B	55 kW	1490	33
CADDY II Großraumlimousine (9K9B) 1.4	AEX	11.95 - 06.03	1390	B	44 kW	1487	21
CADDY II Großraumlimousine (9K9B) 1.4	AKV	11.95 - 06.03	1390	B	44 kW	1488	23
CADDY II Großraumlimousine (9K9B) 1.4	APQ	11.95 - 06.03	1390	B	44 kW	1488	23
CADDY II Großraumlimousine (9K9B) 1.4	AUD	11.95 - 06.03	1390	B	44 kW	1490	33
CADDY II Großraumlimousine (9K9B) 1.6	1F	11.95 - 05.97	1595	B	55 kW	1513	104
CADDY II Großraumlimousine (9K9B) 1.6	AEE	06.97 - 09.00	1598	B	55 kW	1487	20
CADDY II Großraumlimousine (9K9B) 1.7 SDI	AHB	07.96 - 09.00	1715	D	42 kW	1500	68
CADDY II Großraumlimousine (9K9B) 1.9 D	1Y	11.95 - 01.04	1896	D	47 kW	1500	68
CADDY II Großraumlimousine (9K9B) 1.9 SDI	AEY	11.95 - 01.04	1896	D	47 kW	1499	66
CADDY II Großraumlimousine (9K9B) 1.9 SDI	AYQ	11.95 - 01.04	1896	D	47 kW	1499	65
CADDY II Großraumlimousine (9K9B) 1.9 TDI	1Z	10.96 - 01.04	1896	D	66 kW	1499	66
CADDY II Großraumlimousine (9K9B) 1.9 TDI	AHU	10.96 - 01.04	1896	D	66 kW	1499	66
CADDY II Großraumlimousine (9K9B) 1.9 TDI	ALE	10.96 - 01.04	1896	D	66 kW	1500	69
CADDY II Großraumlimousine (9K9B) 1.9 TDI	ALH	10.96 - 01.04	1896	D	66 kW	1499	66
CADDY II Kasten/Großraumlimousine (9K9A) 1.4	AUA	08.00 - 01.04	1390	B	55 kW	1490	33
CADDY II Kasten/Großraumlimousine (9K9A) 1.7 SDI	AHB	07.96 - 09.00	1715	D	42 kW	1500	68
CADDY II Kasten/Großraumlimousine (9K9A) 1.9 D	1Y	11.95 - 01.04	1896	D	47 kW	1500	68
CADDY II Kasten/Großraumlimousine (9K9A) 1.9 SDI	AEY	11.95 - 01.04	1896	D	47 kW	1499	66
CADDY II Kasten/Großraumlimousine (9K9A) 1.9 SDI	AYQ	11.95 - 01.04	1896	D	47 kW	1499	65
CADDY II Kasten/Großraumlimousine (9K9A) 1.9 TDI	1Z	09.96 - 01.04	1896	D	66 kW	1499	66
CADDY II Kasten/Großraumlimousine (9K9A) 1.9 TDI	AHU	09.96 - 01.04	1896	D	66 kW	1499	66
CADDY II Kasten/Großraumlimousine (9K9A) 1.9 TDI	ALE	09.96 - 01.04	1896	D	66 kW	1500	69
CADDY II Kasten/Großraumlimousine (9K9A) 1.9 TDI	ALH	09.96 - 01.04	1896	D	66 kW	1499	66
CADDY II Kasten/Großraumlimousine (9K9A) 60 1.4	AEX	11.95 - 01.04	1390	B	44 kW	1487	21
CADDY II Kasten/Großraumlimousine (9K9A) 60 1.4	APQ	11.95 - 01.04	1390	B	44 kW	1488	23
CADDY II Kasten/Großraumlimousine (9K9A) 60 1.4	AUD	11.95 - 01.04	1390	B	44 kW	1490	33
CADDY II Kasten/Großraumlimousine (9K9A) 75 1.6	1F	11.95 - 05.97	1595	B	55 kW	1513	104
CADDY II Kasten/Großraumlimousine (9K9A) 75 1.6	AEE	11.95 - 09.00	1598	B	55 kW	1487	20
CADDY II Pick-up (9U7) 1.6	AEE	06.96 - 12.00	1598	B	55 kW	1487	20
CADDY II Pick-up (9U7) 1.9 D	AEF	06.96 - 12.00	1896	D	47 kW	1499	65
CADDY III Großraumlimousine (2KB, 2KJ, 2CB, 2CJ) 1.2 TSI	CBZA	09.10 - 05.15	1197	B	63 kW	1482	9
CADDY III Großraumlimousine (2KB, 2KJ, 2CB, 2CJ) 1.2 TSI	CBZB	09.10 - 05.15	1197	B	77 kW	1482	9
CADDY III Großraumlimousine (2KB, 2KJ, 2CB, 2CJ) 1.4	BCA	03.04 - 05.06	1390	B	55 kW	1488	26
CADDY III Großraumlimousine (2KB, 2KJ, 2CB, 2CJ) 1.4	BUD	05.06 - 08.10	1390	B	59 kW	1492	41
CADDY III Großraumlimousine (2KB, 2KJ, 2CB, 2CJ) 1.6 BiFuel	CHGA	05.11 - 05.15	1595	B/G	75 kW	1517	120
CADDY III Großraumlimousine (2KB, 2KJ, 2CB, 2CJ) 1.6 TDI	CAYD	08.10 - 05.15	1598	D	75 kW	1502	75
CADDY III Großraumlimousine (2KB, 2KJ, 2CB, 2CJ) 1.6 TDI	CAYE	08.10 - 05.15	1598	D	55 kW	1502	75
CADDY III Großraumlimousine (2KB, 2KJ, 2CB, 2CJ) 1.6	BGU	04.04 - 05.15	1595	B	75 kW	1517	120
CADDY III Großraumlimousine (2KB, 2KJ, 2CB, 2CJ) 1.6	BSE	04.04 - 05.15	1595	B	75 kW	1517	120
CADDY III Großraumlimousine (2KB, 2KJ, 2CB, 2CJ) 1.6	BSF	04.04 - 05.15	1595	B	75 kW	1517	120
CADDY III Großraumlimousine (2KB, 2KJ, 2CB, 2CJ) 1.9 D	1Y	10.05 - 06.09	1896	D	48 kW	1500	68
CADDY III Großraumlimousine (2KB, 2KJ, 2CB, 2CJ) 1.9 TDI 4motion	BLS	05.08 - 08.10	1896	D	77 kW	1501	73
CADDY III Großraumlimousine (2KB, 2KJ, 2CB, 2CJ) 1.9 TDI	BJB	04.04 - 08.10	1896	D	77 kW	1501	73
CADDY III Großraumlimousine (2KB, 2KJ, 2CB, 2CJ) 1.9 TDI	BLS	04.04 - 08.10	1896	D	77 kW	1501	73
CADDY III Großraumlimousine (2KB, 2KJ, 2CB, 2CJ) 1.9 TDI	BSU	09.05 - 08.10	1896	D	55 kW	1501	73
CADDY III Großraumlimousine (2KB, 2KJ, 2CB, 2CJ) 2.0 EcoFuel	BSX	04.06 - 05.15	1984	G	80 kW	1520	134
CADDY III Großraumlimousine (2KB, 2KJ, 2CB, 2CJ) 2.0 SDI	BDJ	03.04 - 08.10	1968	D	51 kW	1517	121
CADDY III Großraumlimousine (2KB, 2KJ, 2CB, 2CJ) 2.0 SDI	BST	03.04 - 08.10	1968	D	51 kW	1517	121
CADDY III Großraumlimousine (2KB, 2KJ, 2CB, 2CJ) 2.0 TDI 16V 4motion	CFHC	11.10 - 05.15	1968	D	103 kW	1517	122
CADDY III Großraumlimousine (2KB, 2KJ, 2CB, 2CJ) 2.0 TDI 16V	CFHC	11.10 - 05.15	1968	D	103 kW	1517	122
CADDY III Großraumlimousine (2KB, 2KJ, 2CB, 2CJ) 2.0 TDI 16V	CLCB	11.10 - 05.15	1968	D	103 kW	1517	122

			ccm		kw		1	POS
CADDY III Großraumlimousine (2KB, 2KJ, 2CB, 2CJ) 2.0 TDI 4motion	CFHF	08.10 - 05.15	1968	D	81 kW	1517	122	
CADDY III Großraumlimousine (2KB, 2KJ, 2CB, 2CJ) 2.0 TDI	BMM	09.07 - 08.10	1968	D	103 kW	1516	115	
CADDY III Großraumlimousine (2KB, 2KJ, 2CB, 2CJ) 2.0 TDI	CFJA	05.12 - 05.15	1968	D	125 kW	1517	122	
CADDY III Großraumlimousine (2KB, 2KJ, 2CB, 2CJ) 2.0 TDI	CLCA	08.10 - 05.15	1968	D	81 kW	1517	122	
CADDY III Kasten/Großraumlimousine (2KA, 2KH, 2CA, 2CH) 1.2 TSI	CBZA	09.10 - 05.15	1197	B	63 kW	1482	9	
CADDY III Kasten/Großraumlimousine (2KA, 2KH, 2CA, 2CH) 1.2 TSI	CBZB	09.10 - 05.15	1197	B	77 kW	1482	9	
CADDY III Kasten/Großraumlimousine (2KA, 2KH, 2CA, 2CH) 1.4	BCA	03.04 - 05.06	1390	B	55 kW	1488	26	
CADDY III Kasten/Großraumlimousine (2KA, 2KH, 2CA, 2CH) 1.4	BUD	05.06 - 08.10	1390	B	59 kW	1492	41	
CADDY III Kasten/Großraumlimousine (2KA, 2KH, 2CA, 2CH) 1.6 BiFuel	CHGA	05.11 - 05.15	1595	B/G	75 kW	1517	120	
CADDY III Kasten/Großraumlimousine (2KA, 2KH, 2CA, 2CH) 1.6 TDI	CAYD	08.10 - 05.15	1598	D	75 kW	1502	75	
CADDY III Kasten/Großraumlimousine (2KA, 2KH, 2CA, 2CH) 1.6 TDI	CAYE	08.10 - 05.15	1598	D	55 kW	1502	75	
CADDY III Kasten/Großraumlimousine (2KA, 2KH, 2CA, 2CH) 1.6	BGU	04.04 - 05.15	1595	B	75 kW	1517	120	
CADDY III Kasten/Großraumlimousine (2KA, 2KH, 2CA, 2CH) 1.6	BSE	04.04 - 05.15	1595	B	75 kW	1517	120	
CADDY III Kasten/Großraumlimousine (2KA, 2KH, 2CA, 2CH) 1.6	BSF	04.04 - 05.15	1595	B	75 kW	1517	120	
CADDY III Kasten/Großraumlimousine (2KA, 2KH, 2CA, 2CH) 1.9 TDI 4motion	BLS	11.08 - 08.10	1896	D	77 kW	1501	73	
CADDY III Kasten/Großraumlimousine (2KA, 2KH, 2CA, 2CH) 1.9 TDI	BJB	04.04 - 08.10	1896	D	77 kW	1501	73	
CADDY III Kasten/Großraumlimousine (2KA, 2KH, 2CA, 2CH) 1.9 TDI	BLS	04.04 - 08.10	1896	D	77 kW	1501	73	
CADDY III Kasten/Großraumlimousine (2KA, 2KH, 2CA, 2CH) 1.9 TDI	BSU	09.05 - 08.10	1896	D	55 kW	1501	73	
CADDY III Kasten/Großraumlimousine (2KA, 2KH, 2CA, 2CH) 2.0 EcoFuel	BSX	04.06 - 05.15	1984	G	80 kW	1520	134	
CADDY III Kasten/Großraumlimousine (2KA, 2KH, 2CA, 2CH) 2.0 SDI	BDJ	03.04 - 08.10	1968	D	51 kW	1517	121	
CADDY III Kasten/Großraumlimousine (2KA, 2KH, 2CA, 2CH) 2.0 SDI	BST	03.04 - 08.10	1968	D	51 kW	1517	121	
CADDY III Kasten/Großraumlimousine (2KA, 2KH, 2CA, 2CH) 2.0 TDI 16V 4motion	CFHC	11.10 - 05.15	1968	D	103 kW	1517	122	
CADDY III Kasten/Großraumlimousine (2KA, 2KH, 2CA, 2CH) 2.0 TDI 16V	CFHC	11.10 - 05.15	1968	D	103 kW	1517	122	
CADDY III Kasten/Großraumlimousine (2KA, 2KH, 2CA, 2CH) 2.0 TDI 16V	CLCB	11.10 - 05.15	1968	D	103 kW	1517	122	
CADDY III Kasten/Großraumlimousine (2KA, 2KH, 2CA, 2CH) 2.0 TDI 4motion	CFHE	12.10 - 05.15	1968	D	62 kW	1517	122	
CADDY III Kasten/Großraumlimousine (2KA, 2KH, 2CA, 2CH) 2.0 TDI 4motion	CFHF	08.10 - 05.15	1968	D	81 kW	1517	122	
CADDY III Kasten/Großraumlimousine (2KA, 2KH, 2CA, 2CH) 2.0 TDI	BMM	09.07 - 08.10	1968	D	103 kW	1516	115	
CADDY III Kasten/Großraumlimousine (2KA, 2KH, 2CA, 2CH) 2.0 TDI	CFHE	11.10 - 05.15	1968	D	62 kW	1517	122	
CADDY III Kasten/Großraumlimousine (2KA, 2KH, 2CA, 2CH) 2.0 TDI	CFJA	05.12 - 05.15	1968	D	125 kW	1517	122	
CADDY III Kasten/Großraumlimousine (2KA, 2KH, 2CA, 2CH) 2.0 TDI	CLCA	08.10 - 05.15	1968	D	81 kW	1517	122	
CADDY IV Großraumlimousine (SAB, SAJ) 1.6 TDI	CAYD	05.15 - 09.20	1598	D	75 kW	1502	75	
CADDY IV Großraumlimousine (SAB, SAJ) 1.6 TDI	CAYE	05.15 - 11.17	1598	D	55 kW	1502	75	
CADDY IV Großraumlimousine (SAB, SAJ) 2.0 TDI 4motion	CFHC	05.15 - 09.20	1968	D	103 kW	1517	122	
CADDY IV Großraumlimousine (SAB, SAJ) 2.0 TDI 4motion	CFHF	05.15 - 09.20	1968	D	81 kW	1517	122	
CADDY IV Großraumlimousine (SAB, SAJ) 2.0 TDI 4motion	CLCA	05.15 - 09.20	1968	D	81 kW	1517	122	
CADDY IV Großraumlimousine (SAB, SAJ) 2.0 TDI 4motion	CUUE	05.15 - 09.20	1968	D	90 kW	1518	125	
CADDY IV Großraumlimousine (SAB, SAJ) 2.0 TDI 4motion	DFSB	11.15 - 09.20	1968	D	110 kW	1518	126	
CADDY IV Großraumlimousine (SAB, SAJ) 2.0 TDI 4motion	DFSE	05.15 - 09.20	1968	D	90 kW	1518	126	
CADDY IV Großraumlimousine (SAB, SAJ) 2.0 TDI	CFHC	05.15 - 09.20	1968	D	103 kW	1517	122	
CADDY IV Großraumlimousine (SAB, SAJ) 2.0 TDI	CLCA	09.15 - 09.20	1968	D	81 kW	1517	122	
CADDY IV Großraumlimousine (SAB, SAJ) 2.0 TDI	CLCB	05.15 - 09.20	1968	D	103 kW	1517	122	
CADDY IV Großraumlimousine (SAB, SAJ) 2.0 TDI	CUUB	05.15 - 09.20	1968	D	110 kW	1518	126	
CADDY IV Großraumlimousine (SAB, SAJ) 2.0 TDI	CUUD	05.15 - 09.20	1968	D	75 kW	1518	125	
CADDY IV Großraumlimousine (SAB, SAJ) 2.0 TDI	CUUF	05.15 - 09.20	1968	D	55 kW	1518	125	
CADDY IV Großraumlimousine (SAB, SAJ) 2.0 TDI	DFSB	05.15 - 09.20	1968	D	110 kW	1518	126	
CADDY IV Großraumlimousine (SAB, SAJ) 2.0 TDI	DFSC	05.15 - 09.20	1968	D	55 kW	1518	126	
CADDY IV Großraumlimousine (SAB, SAJ) 2.0 TDI	DFSD	05.15 - 09.20	1968	D	75 kW	1518	126	
CADDY IV Großraumlimousine (SAB, SAJ) 2.0 TDI	DFSF	05.15 - 09.20	1968	D	55 kW	1518	126	
CADDY IV Kasten/Großraumlimousine (SAA, SAH) 1.6 TDI	CAYD	05.15 - 09.20	1598	D	75 kW	1502	75	
CADDY IV Kasten/Großraumlimousine (SAA, SAH) 1.6 TDI	CAYE	05.15 - 11.17	1598	D	55 kW	1502	75	
CADDY IV Kasten/Großraumlimousine (SAA, SAH) 2.0 TDI 4motion	CFHC	05.15 - 09.20	1968	D	103 kW	1517	122	
CADDY IV Kasten/Großraumlimousine (SAA, SAH) 2.0 TDI 4motion	CFHF	05.15 - 09.20	1968	D	81 kW	1517	122	
CADDY IV Kasten/Großraumlimousine (SAA, SAH) 2.0 TDI 4motion	CLCA	05.15 - 09.20	1968	D	81 kW	1517	122	
CADDY IV Kasten/Großraumlimousine (SAA, SAH) 2.0 TDI 4motion	CUUE	05.15 - 09.20	1968	D	90 kW	1518	125	
CADDY IV Kasten/Großraumlimousine (SAA, SAH) 2.0 TDI 4motion	DFSB	11.15 - 09.20	1968	D	110 kW	1518	126	
CADDY IV Kasten/Großraumlimousine (SAA, SAH) 2.0 TDI 4motion	DFSC	11.15 - 07.19	1968	D	55 kW	1518	126	
CADDY IV Kasten/Großraumlimousine (SAA, SAH) 2.0 TDI 4motion	DFSE	05.15 - 09.20	1968	D	90 kW	1518	126	
CADDY IV Kasten/Großraumlimousine (SAA, SAH) 2.0 TDI	CFHC	05.15 - 09.20	1968	D	103 kW	1517	122	
CADDY IV Kasten/Großraumlimousine (SAA, SAH) 2.0 TDI	CLCA	09.15 - 09.20	1968	D	81 kW	1517	122	
CADDY IV Kasten/Großraumlimousine (SAA, SAH) 2.0 TDI	CLCB	05.15 - 09.20	1968	D	103 kW	1517	122	
CADDY IV Kasten/Großraumlimousine (SAA, SAH) 2.0 TDI	CUUB	05.15 - 09.20	1968	D	110 kW	1518	126	
CADDY IV Kasten/Großraumlimousine (SAA, SAH) 2.0 TDI	CUUD	05.15 - 09.20	1968	D	75 kW	1518	125	








							
CADDY IV Kasten/Großraumlimousine (SAA, SAH) 2.0 TDI	CUUF	05.15 - 09.20	1968	D	55 kW	1518	125
CADDY IV Kasten/Großraumlimousine (SAA, SAH) 2.0 TDI	DFSB	05.15 - 09.20	1968	D	110 kW	1518	126
CADDY IV Kasten/Großraumlimousine (SAA, SAH) 2.0 TDI	DFSC	05.15 - 09.20	1968	D	55 kW	1518	126
CADDY IV Kasten/Großraumlimousine (SAA, SAH) 2.0 TDI	DFSD	05.15 - 09.20	1968	D	75 kW	1518	126
CADDY IV Kasten/Großraumlimousine (SAA, SAH) 2.0 TDI	DFSF	05.15 - 09.20	1968	D	55 kW	1518	126
CADDY Kasten/Großraumlimousine (6K9, 9E7, 9E9) 1.9 D	1Y	02.98 - 06.09	1896	D	47 kW	1500	68
CC B7 (358) 1.4 TSI MultiFuel	CKMA	11.11 - 12.16	1390	B/E	118 kW	1488	27
CC B7 (358) 1.4 TSI	CTHD	11.11 - 12.16	1390	B	118 kW	1492	41
CC B7 (358) 1.8 TSI	CDAA	11.11 - 12.16	1798	B	118 kW	1519	131
CC B7 (358) 1.8 TSI	CDAB	11.11 - 12.16	1798	B	112 kW	1519	131
CC B7 (358) 2.0 TDI 4motion	CFFB	11.11 - 12.16	1968	D	103 kW	1517	122
CC B7 (358) 2.0 TDI 4motion	CFGB	11.11 - 01.13	1968	D	125 kW	1517	122
CC B7 (358) 2.0 TDI 4motion	CFGC	12.12 - 12.16	1968	D	130 kW	1518	125
CC B7 (358) 2.0 TDI	CFFA	11.11 - 12.16	1968	D	100 kW	1517	122
CC B7 (358) 2.0 TDI	CFFB	11.11 - 12.16	1968	D	103 kW	1517	122
CC B7 (358) 2.0 TDI	CFGB	11.11 - 12.16	1968	D	125 kW	1517	122
CC B7 (358) 2.0 TDI	CFGC	12.12 - 12.16	1968	D	130 kW	1518	125
CC B7 (358) 2.0 TDI	CLLA	11.11 - 12.16	1968	D	125 kW	1517	122
CC B7 (358) 2.0 TDI	CUVC	05.15 - 12.16	1968	D	110 kW	1518	125
CC B7 (358) 2.0 TDI	CUWA	05.15 - 12.16	1968	D	135 kW	1518	125
CC B7 (358) 2.0 TFSI	CBFA	11.11 - 12.16	1984	B	147 kW	1521	138
CC B7 (358) 2.0 TFSI	CCTA	11.11 - 12.16	1984	B	147 kW	1521	138
CC B7 (358) 2.0 TSI	CCZB	11.11 - 12.16	1984	B	155 kW	1520	135
CITI GOLF 1.3	EP	01.81 - 12.84	1297	B	44 kW	1483	11
CITI GOLF 1.4	AGY	12.99 - 08.09	1390	B	62 kW	1489	30
CITI GOLF 1.6	HM	06.96 - 12.99	1595	B	60 kW	1511	99
CORRADO (53I) 1.8 16V	KR	04.89 - 07.92	1781	B	100 kW	1508	92
CORRADO (53I) 1.8 G60	PG	09.88 - 09.93	1781	B	118 kW	1518	128
CORRADO (53I) 2.0 i 16V	9A	08.91 - 12.95	1984	B	100 kW	1520	133
CORRADO (53I) 2.0 i	2E	04.93 - 12.95	1984	B	85 kW	1520	133
CORRADO (53I) 2.0 i	ADY	04.93 - 12.95	1984	B	85 kW	1521	140
CRAFTER 30-35 Bus (2E_) 2.0 TDI 4motion	CKUB	11.11 - 12.16	1968	D	120 kW	1517	122
CRAFTER 30-35 Bus (2E_) 2.0 TDI 4motion	CSNA	11.11 - 12.16	1968	D	120 kW	1517	122
CRAFTER 30-35 Bus (2E_) 2.0 TDI	CKTB	05.11 - 12.16	1968	D	80 kW	1517	122
CRAFTER 30-35 Bus (2E_) 2.0 TDI	CKTC	05.11 - 12.16	1968	D	100 kW	1517	122
CRAFTER 30-35 Bus (2E_) 2.0 TDI	CKUB	07.11 - 12.16	1968	D	120 kW	1517	122
CRAFTER 30-35 Bus (2E_) 2.0 TDI	CKUC	10.11 - 12.16	1968	D	105 kW	1517	122
CRAFTER 30-35 Bus (2E_) 2.0 TDI	CSLA	05.11 - 12.16	1968	D	80 kW	1517	122
CRAFTER 30-35 Bus (2E_) 2.0 TDI	CSLB	11.13 - 12.16	1968	D	84 kW	1517	122
CRAFTER 30-35 Bus (2E_) 2.0 TDI	CSNA	07.11 - 12.16	1968	D	120 kW	1517	122
CRAFTER 30-35 Bus (2E_) 2.5 TDI	BJJ	04.06 - 07.11	2461	D	65 kW	1516	117
CRAFTER 30-35 Bus (2E_) 2.5 TDI	BJK	04.06 - 05.13	2461	D	80 kW	1516	117
CRAFTER 30-35 Bus (2E_) 2.5 TDI	BJL	04.06 - 05.13	2461	D	100 kW	1516	117
CRAFTER 30-35 Bus (2E_) 2.5 TDI	BJM	04.06 - 07.11	2461	D	120 kW	1516	117
CRAFTER 30-35 Bus (2E_) 2.5 TDI	CEBA	04.06 - 07.11	2461	D	65 kW	1516	117
CRAFTER 30-35 Bus (2E_) 2.5 TDI	CEBB	04.06 - 05.13	2461	D	80 kW	1516	117
CRAFTER 30-35 Bus (2E_) 2.5 TDI	CECA	04.06 - 05.13	2461	D	100 kW	1516	117
CRAFTER 30-35 Bus (2E_) 2.5 TDI	CECB	04.06 - 07.11	2461	D	120 kW	1516	117
CRAFTER 30-50 Kasten (2E_) 2.0 TDI 4motion	CKUB	07.11 - 12.16	1968	D	120 kW	1517	122
CRAFTER 30-50 Kasten (2E_) 2.0 TDI 4motion	CSNA	07.11 - 12.16	1968	D	120 kW	1517	122
CRAFTER 30-50 Kasten (2E_) 2.0 TDI	CKTB	05.11 - 12.16	1968	D	80 kW	1517	122
CRAFTER 30-50 Kasten (2E_) 2.0 TDI	CKTC	05.11 - 12.16	1968	D	100 kW	1517	122
CRAFTER 30-50 Kasten (2E_) 2.0 TDI	CKUB	07.11 - 12.16	1968	D	120 kW	1517	122
CRAFTER 30-50 Kasten (2E_) 2.0 TDI	CKUC	10.11 - 12.16	1968	D	105 kW	1517	122
CRAFTER 30-50 Kasten (2E_) 2.0 TDI	CSLA	05.11 - 12.16	1968	D	80 kW	1517	122
CRAFTER 30-50 Kasten (2E_) 2.0 TDI	CSLB	11.13 - 12.16	1968	D	84 kW	1517	122
CRAFTER 30-50 Kasten (2E_) 2.0 TDI	CSLC	11.15 - 12.16	1968	D	103 kW	1517	122
CRAFTER 30-50 Kasten (2E_) 2.0 TDI	CSNA	07.11 - 12.16	1968	D	120 kW	1517	122
CRAFTER 30-50 Kasten (2E_) 2.5 TDI	BJJ	04.06 - 07.11	2461	D	65 kW	1516	117
CRAFTER 30-50 Kasten (2E_) 2.5 TDI	BJK	04.06 - 05.13	2461	D	80 kW	1516	117
CRAFTER 30-50 Kasten (2E_) 2.5 TDI	BJL	04.06 - 05.13	2461	D	100 kW	1516	117
CRAFTER 30-50 Kasten (2E_) 2.5 TDI	BJM	04.06 - 07.11	2461	D	120 kW	1516	117








			ccm		kw		1 POS
CRAFTER 30-50 Kasten (2E_) 2.5 TDI	CEBA	04.06 - 07.11	2461	D	65 kW	1516	117
CRAFTER 30-50 Kasten (2E_) 2.5 TDI	CEBB	04.06 - 05.13	2461	D	80 kW	1516	117
CRAFTER 30-50 Kasten (2E_) 2.5 TDI	CECA	04.06 - 05.13	2461	D	100 kW	1516	117
CRAFTER 30-50 Kasten (2E_) 2.5 TDI	CECB	04.06 - 07.11	2461	D	120 kW	1516	117
CRAFTER 30-50 Pritsche/Fahrgestell (2F_) 2.0 TDI 4motion	CKUB	11.11 - 12.16	1968	D	120 kW	1517	122
CRAFTER 30-50 Pritsche/Fahrgestell (2F_) 2.0 TDI 4motion	CSNA	11.11 - 12.16	1968	D	120 kW	1517	122
CRAFTER 30-50 Pritsche/Fahrgestell (2F_) 2.0 TDI	CKTB	05.11 - 12.16	1968	D	80 kW	1517	122
CRAFTER 30-50 Pritsche/Fahrgestell (2F_) 2.0 TDI	CKTC	05.11 - 12.16	1968	D	100 kW	1517	122
CRAFTER 30-50 Pritsche/Fahrgestell (2F_) 2.0 TDI	CKUB	07.11 - 12.16	1968	D	120 kW	1517	122
CRAFTER 30-50 Pritsche/Fahrgestell (2F_) 2.0 TDI	CKUC	10.11 - 12.16	1968	D	105 kW	1517	122
CRAFTER 30-50 Pritsche/Fahrgestell (2F_) 2.0 TDI	CSLA	05.11 - 12.16	1968	D	80 kW	1517	122
CRAFTER 30-50 Pritsche/Fahrgestell (2F_) 2.0 TDI	CSLB	11.13 - 12.16	1968	D	84 kW	1517	122
CRAFTER 30-50 Pritsche/Fahrgestell (2F_) 2.0 TDI	CSLC	11.15 - 12.16	1968	D	103 kW	1517	122
CRAFTER 30-50 Pritsche/Fahrgestell (2F_) 2.0 TDI	CSNA	07.11 - 12.16	1968	D	120 kW	1517	122
CRAFTER 30-50 Pritsche/Fahrgestell (2F_) 2.5 TDI	BJJ	04.06 - 07.11	2461	D	65 kW	1516	117
CRAFTER 30-50 Pritsche/Fahrgestell (2F_) 2.5 TDI	BJK	04.06 - 05.13	2461	D	80 kW	1516	117
CRAFTER 30-50 Pritsche/Fahrgestell (2F_) 2.5 TDI	BJL	04.06 - 05.13	2461	D	100 kW	1516	117
CRAFTER 30-50 Pritsche/Fahrgestell (2F_) 2.5 TDI	BJM	04.06 - 07.11	2461	D	120 kW	1516	117
CRAFTER 30-50 Pritsche/Fahrgestell (2F_) 2.5 TDI	CEBA	04.06 - 07.11	2461	D	65 kW	1516	117
CRAFTER 30-50 Pritsche/Fahrgestell (2F_) 2.5 TDI	CEBB	04.06 - 05.13	2461	D	80 kW	1516	117
CRAFTER 30-50 Pritsche/Fahrgestell (2F_) 2.5 TDI	CECA	04.06 - 05.13	2461	D	100 kW	1516	117
CRAFTER 30-50 Pritsche/Fahrgestell (2F_) 2.5 TDI	CECB	04.06 - 07.11	2461	D	120 kW	1516	117
CRAFTER Bus (SYI, SYJ) 2.0 TDI 4motion	DAUA	04.17	1968	D	103 kW	1518	125
CRAFTER Bus (SYI, SYJ) 2.0 TDI 4motion	DAVA	03.17	1968	D	130 kW	1518	125
CRAFTER Bus (SYI, SYJ) 2.0 TDI	DAUA	09.16	1968	D	103 kW	1518	125
CRAFTER Bus (SYI, SYJ) 2.0 TDI	DAUB	10.16	1968	D	75 kW	1518	125
CRAFTER Bus (SYI, SYJ) 2.0 TDI	DAVA	09.16	1968	D	130 kW	1518	125
CRAFTER Kasten (SY_, SX_) 2.0 TDI 4motion	DAUA	04.17	1968	D	103 kW	1518	125
CRAFTER Kasten (SY_, SX_) 2.0 TDI 4motion	DAVA	03.17	1968	D	130 kW	1518	125
CRAFTER Kasten (SY_, SX_) 2.0 TDI RWD	DASA	08.17	1968	D	90 kW	1518	125
CRAFTER Kasten (SY_, SX_) 2.0 TDI RWD	DASB	10.17	1968	D	103 kW	1518	125
CRAFTER Kasten (SY_, SX_) 2.0 TDI RWD	DASC	05.17	1968	D	80 kW	1518	125
CRAFTER Kasten (SY_, SX_) 2.0 TDI RWD	DAWA	05.17	1968	D	130 kW	1518	126
CRAFTER Kasten (SY_, SX_) 2.0 TDI	DAUA	09.16	1968	D	103 kW	1518	125
CRAFTER Kasten (SY_, SX_) 2.0 TDI	DAUB	10.16	1968	D	75 kW	1518	125
CRAFTER Kasten (SY_, SX_) 2.0 TDI	DAVA	09.16	1968	D	130 kW	1518	125
CRAFTER Pritsche/Fahrgestell (SZ_) 2.0 TDI 4motion	DAUA	11.17	1968	D	103 kW	1518	125
CRAFTER Pritsche/Fahrgestell (SZ_) 2.0 TDI 4motion	DAVA	03.17	1968	D	130 kW	1518	125
CRAFTER Pritsche/Fahrgestell (SZ_) 2.0 TDI RWD	DASA	08.17	1968	D	90 kW	1518	125
CRAFTER Pritsche/Fahrgestell (SZ_) 2.0 TDI RWD	DASB	11.17	1968	D	103 kW	1518	125
CRAFTER Pritsche/Fahrgestell (SZ_) 2.0 TDI RWD	DASC	11.16	1968	D	80 kW	1518	125
CRAFTER Pritsche/Fahrgestell (SZ_) 2.0 TDI RWD	DAWA	07.17	1968	D	130 kW	1518	126
CRAFTER Pritsche/Fahrgestell (SZ_) 2.0 TDI	DAUA	11.16	1968	D	103 kW	1518	125
CRAFTER Pritsche/Fahrgestell (SZ_) 2.0 TDI	DAUB	11.16	1968	D	75 kW	1518	125
CRAFTER Pritsche/Fahrgestell (SZ_) 2.0 TDI	DAVA	11.16	1968	D	130 kW	1518	125
DERBY (86) 0.9	HA	02.77 - 09.81	895	B	29 kW	1482	8
DERBY (86) 1.1	HB	02.77 - 09.81	1093	B	37 kW	1482	8
DERBY (86) 1.1	HD	02.77 - 09.81	1093	B	38 kW	1481	7
DERBY (86) 1.3	HH	02.77 - 09.81	1272	B	44 kW	1483	12
DERBY (86) 1.3	HJ	02.77 - 09.81	1272	B	43 kW	1484	14
DERBY (86C, 80) 1.0	GL	10.81 - 12.84	1043	B	29 kW	1484	14
DERBY (86C, 80) 1.1	HB	10.81 - 07.83	1093	B	37 kW	1482	8
DERBY (86C, 80) 1.3	GK	09.82 - 12.84	1272	B	55 kW	1483	12
DERBY (86C, 80) 1.3	HH	08.81 - 07.83	1272	B	44 kW	1483	12
DERBY (86C, 80) 1.3	HK	08.83 - 12.84	1272	B	40 kW	1483	12
DERBY (86C, 80) 1.3	HW	08.83 - 12.84	1272	B	37 kW	1483	12
DERBY III Stufenheck (6K2) 2.0	ADC	08.00 - 12.03	1984	B	82 kW	1524	155
EOS (1F7, 1F8) 1.4 TSI	CAVD	05.08 - 08.15	1390	B	118 kW	1492	41
EOS (1F7, 1F8) 1.4 TSI	CAXA	11.07 - 08.15	1390	B	90 kW	1492	41
EOS (1F7, 1F8) 1.4 TSI	CTHD	05.08 - 08.15	1390	B	118 kW	1492	41
EOS (1F7, 1F8) 1.6 FSI	BLF	06.06 - 05.08	1598	B	85 kW	1492	41
EOS (1F7, 1F8) 2.0 FSI	BVY	03.06 - 05.08	1984	B	110 kW	1521	137








EOS (1F7, 1F8) 2.0 FSI	BVZ	03.06 - 05.08	1984	B	110 kW	1521	137
EOS (1F7, 1F8) 2.0 TDI 16V	CBAB	05.08 - 08.15	1968	D	103 kW	1517	122
EOS (1F7, 1F8) 2.0 TDI 16V	CFFB	05.08 - 08.15	1968	D	103 kW	1517	122
EOS (1F7, 1F8) 2.0 TDI	BMM	06.06 - 05.08	1968	D	103 kW	1516	115
EOS (1F7, 1F8) 2.0 TDI	CFFA	11.10 - 08.15	1968	D	100 kW	1517	122
EOS (1F7, 1F8) 2.0 TFSI	BPY	03.06 - 08.15	1984	B	147 kW	1523	148
EOS (1F7, 1F8) 2.0 TFSI	BWA	03.06 - 08.15	1984	B	147 kW	1521	137
EOS (1F7, 1F8) 2.0 TFSI	CAWB	03.06 - 08.15	1984	B	147 kW	1519	132
EOS (1F7, 1F8) 2.0 TFSI	CBFA	03.06 - 08.15	1984	B	147 kW	1521	138
EOS (1F7, 1F8) 2.0 TFSI	CCTA	03.06 - 08.15	1984	B	147 kW	1521	138
EOS (1F7, 1F8) 2.0 TFSI	CCZA	03.06 - 08.15	1984	B	147 kW	1521	138
EOS (1F7, 1F8) 2.0 TSI	CCZB	11.09 - 08.15	1984	B	155 kW	1520	135
FOX Schrägheck (5Z1, 5Z3, 5Z4) 1.0 City Total Flex	CCNA	05.05 - 10.14	999	B/E	54 kW	1481	6
FOX Schrägheck (5Z1, 5Z3, 5Z4) 1.0 Total Flex	AQZ	08.03 - 12.09	999	B/E	53 kW	1480	2
FOX Schrägheck (5Z1, 5Z3, 5Z4) 1.0 Total Flex	CCNA	05.05 - 08.14	999	B/E	56 kW	1481	6
FOX Schrägheck (5Z1, 5Z3, 5Z4) 1.0	AQZ	08.03 - 12.09	999	B	53 kW	1480	2
FOX Schrägheck (5Z1, 5Z3, 5Z4) 1.0	CCNA	08.03 - 12.09	999	B	53 kW	1481	6
FOX Schrägheck (5Z1, 5Z3, 5Z4) 1.0	CCNA	04.08 - 12.09	999	B	54 kW	1481	6
FOX Schrägheck (5Z1, 5Z3, 5Z4) 1.2	BMD	04.05 - 07.11	1198	B	40 kW	1493	44
FOX Schrägheck (5Z1, 5Z3, 5Z4) 1.2	CHFA	09.10 - 12.11	1198	B	44 kW	1493	44
FOX Schrägheck (5Z1, 5Z3, 5Z4) 1.2	CHFB	04.05 - 07.11	1198	B	40 kW	1493	44
FOX Schrägheck (5Z1, 5Z3, 5Z4) 1.4 TDI	BNM	04.05 - 12.09	1422	D	51 kW	1500	70
FOX Schrägheck (5Z1, 5Z3, 5Z4) 1.4	BKR	04.05 - 12.09	1390	B	55 kW	1491	36
FOX Schrägheck (5Z1, 5Z3, 5Z4) 1.6 Plus Total Flex	BJA	10.03 - 12.09	1598	B/E	77 kW	1491	37
FOX Schrägheck (5Z1, 5Z3, 5Z4) 1.6 Plus Total Flex	BPA	10.03 - 12.09	1598	B/E	77 kW	1491	37
FOX Schrägheck (5Z1, 5Z3, 5Z4) 1.6 Rock in Rio Plus Total Flex	CCRA	05.08 - 10.14	1598	B/E	77 kW	1492	42
FOX Schrägheck (5Z1, 5Z3, 5Z4) 1.6 Total Flex	BJA	10.03 - 08.14	1598	B/E	74 kW	1491	37
FOX Schrägheck (5Z1, 5Z3, 5Z4) 1.6 Total Flex	BPA	10.03 - 08.14	1598	B/E	74 kW	1491	37
FOX Schrägheck (5Z1, 5Z3, 5Z4) 1.6 Total Flex	BPA	09.07 - 12.09	1598	B/E	73 kW	1491	37
FOX Schrägheck (5Z1, 5Z3, 5Z4) 1.6 Total Flex	CCRA	10.03 - 08.14	1598	B/E	74 kW	1492	42
FOX Schrägheck (5Z1, 5Z3, 5Z4) 1.6	BAH	10.03 - 08.14	1598	B	74 kW	1490	34
FOX Schrägheck (5Z1, 5Z3, 5Z4) 1.6	BJA	10.03 - 08.14	1598	B	74 kW	1491	37
FOX Schrägheck (5Z1, 5Z3, 5Z4) 1.6	BLH	10.03 - 08.14	1598	B	74 kW	1491	37
FOX Schrägheck (5Z1, 5Z3, 5Z4) 1.6	BPA	10.03 - 08.14	1598	B	74 kW	1491	37
FOX Schrägheck (5Z1, 5Z3, 5Z4) 1.6	CCRA	10.03 - 08.14	1598	B	74 kW	1492	42
FOX Schrägheck (5Z1, 5Z3, 5Z4) 1.6	CFZA	10.03 - 08.14	1598	B	74 kW	1492	43
FOX Schrägheck (5Z1, 5Z3, 5Z4) 1.9 D	ASY	12.07 - 12.09	1896	D	47 kW	1499	65
FOX Schrägheck (5Z5) 1.6 Highline Flex 16V	CNXA	08.14 - 12.18	1598	B/E	88 kW	1493	49
FOX Schrägheck (5Z5) 1.6 Trendline Flex	CCRA	08.14 - 10.21	1598	B/E	77 kW	1492	42
FOX Schrägheck (5Z5) 1.6	CFZA	10.15	1598	B	75 kW	1492	43
FOX Stufenheck 1.6	HM	01.87 - 12.93	1595	B	55 kW	1511	99
FOX Stufenheck 1.8	EV	10.90 - 12.93	1781	B	82 kW	1518	127
FOX Stufenheck 1.8	JN	01.87 - 12.90	1781	B	76 kW	1508	92
FOX Van (5Z1) 1.2	CHFA	09.10 - 12.11	1198	B	44 kW	1493	44
FOX Variant 1.8	JN	09.86 - 12.90	1781	B	76 kW	1508	92
GOL III 1.0 Special	AFZ	05.99 - 08.05	999	B	42 kW	1480	3
GOL III 1.0 Turbo	ASW	06.00 - 07.04	999	B	82 kW	1480	3
GOL III 1.0 Álcool	ASF	09.98 - 08.05	999	E	45 kW	1480	3
GOL III 1.0	AFR	05.99 - 05.06	999	B	56 kW	1480	2
GOL III 1.0	AZN	03.99 - 09.06	999	B	48 kW	1480	3
GOL III 1.0	AZP	05.99 - 05.06	999	B	56 kW	1480	3
GOL III 1.6 Álcool	UPD	09.99 - 08.05	1595	E	73 kW	1519	129
GOL III 1.6	UNF	01.02 - 08.06	1595	B	68 kW	1519	129
GOL III 1.6	UNF	09.99 - 08.05	1595	B	65 kW	1519	129
GOL III 1.8 Flex	BNY	02.05 - 08.05	1781	B/E	78 kW	1519	129
GOL III 1.8	UDH	09.99 - 09.03	1781	B	72 kW	1518	128
GOL III 1.9 D	1Y	06.02 - 06.06	1896	D	47 kW	1500	68
GOL III 2.0	UQG	01.00 - 12.02	1984	B	82 kW	1524	155
GOL II 1.0	AFR	01.01 - 05.06	999	B	56 kW	1480	2
GOL II 1.0	AFZ	12.96 - 07.01	999	B	40 kW	1480	3
GOL II 1.0	AZN	12.96 - 07.01	999	B	40 kW	1480	3
GOL II 1.0	AZP	01.01 - 05.06	999	B	56 kW	1480	3

			ccm		kw		1 POS
GOL II 1.6 (BW1, BX1)	UPD	12.99 - 06.10	1595	B	73 kW	1519	129
GOL II 1.6 D	BE	10.95 - 08.98	1588	D	40 kW	1490	35
GOL II 1.6 Álcool	UPD	10.96 - 12.06	1595	E	73 kW	1519	129
GOL II 1.6	HM	10.95 - 02.98	1595	B	57 kW	1511	99
GOL II 1.6	UNF	10.96 - 08.99	1595	B	65 kW	1519	129
GOL II 1.8 Álcool	UED	06.94 - 08.99	1781	E	75 kW	1519	129
GOL II 1.8	BNY	03.97 - 05.10	1781	B	73 kW	1519	129
GOL II 1.8	UDB	06.94 - 05.02	1781	B	72 kW	1519	129
GOL II 1.8	UDH	03.97 - 05.10	1781	B	73 kW	1518	128
GOL II 1.8	UDH	06.94 - 05.02	1781	B	72 kW	1518	128
GOL II 1.8	UDH	01.95 - 12.96	1781	B	66 kW	1518	128
GOL II 1.8	UDH	10.95 - 08.97	1781	B	68 kW	1518	128
GOL II 2.0 GTI	UQD	09.94 - 09.96	1984	B	80 kW	1524	155
GOL II 2.0 Gti	UQG	08.95 - 12.06	1984	B	82 kW	1524	155
GOL IV 1.0 Flex	BNW	10.05 - 12.14	999	B/E	52 kW	1481	6
GOL IV 1.0	AZN	09.05 - 05.10	999	B	48 kW	1480	3
GOL IV 1.6 TotalFlex	UNF	09.05 - 05.08	1595	B/E	68 kW	1519	129
GOL IV 1.6	UNF	07.05 - 12.13	1595	B	68 kW	1519	129
GOL IV 1.8 Power Total Flex	BNY	02.05 - 06.08	1781	B/E	78 kW	1519	129
GOL I 1.6 Álcool	UP	06.93 - 12.94	1595	E	60 kW	1519	129
GOL I 1.6	HM	07.85 - 12.96	1595	B	60 kW	1511	99
GOL I 1.6	HM	07.85 - 10.89	1595	B	57 kW	1511	99
GOL I 1.8 Álcool	UE	02.84 - 05.94	1781	E	75 kW	1509	95
GOL I 1.8	RM	05.84 - 09.94	1781	B	64 kW	1513	104
GOL I 2.0 GTI	UQD	11.88 - 08.94	1984	B	88 kW	1524	155
GOL VIII 1.6 Total Flex (5U7)	CCRA	10.18 - 12.21	1598	B/E	76 kW	1492	42
GOL VIII 1.6 Total Flex (5U7)	CFZA	10.18 - 12.21	1598	B/E	76 kW	1492	43
GOL VIII 1.6 Total Flex	CNXA	04.18 - 12.21	1598	B/E	88 kW	1493	49
GOL VII 1.6 Flex (5U5)	CCRA	01.16 - 12.18	1598	B/E	76 kW	1492	42
GOL VI 1.6 Flex (5U3)	CCRA	08.12 - 04.16	1598	B/E	76 kW	1492	42
GOL VI 1.6 Flex	CNXA	03.14 - 12.15	1598	B/E	88 kW	1493	49
GOL VI 1.6	CFZA	08.16	1598	B	75 kW	1492	43
GOL V 1.0 Flex	CCNA	07.08 - 12.16	999	B/E	56 kW	1481	6
GOL V 1.0 Álcool	CCNA	05.10	999	E	51 kW	1481	6
GOL V 1.4	CNBA	12.10 - 06.13	1390	B	61 kW	1493	49
GOL V 1.6 16V Total Flex	CCRA	06.08	1598	B/E	74 kW	1492	42
GOL V 1.6 Flex (5U1)	CCRA	07.08 - 07.12	1598	B/E	76 kW	1492	42
GOL V 1.6 Total Flex	CCRA	07.09	1598	B/E	74 kW	1492	42
GOL V 1.6 Total Flex	CFZA	07.09	1598	B/E	74 kW	1492	43
GOL V 1.6	CCRA	09.08	1598	B	75 kW	1492	42
GOL V 1.6	CCRA	07.09	1598	B	74 kW	1492	42
GOL V 1.6	CFZA	09.08	1598	B	75 kW	1492	43
GOL V 1.6	CFZA	07.09	1598	B	74 kW	1492	43
GOLF ALLTRACK VII Variant (BA5, BV5) 1.6 TDI 4motion	CRKB	12.14 - 03.17	1598	D	81 kW	1502	77
GOLF ALLTRACK VII Variant (BA5, BV5) 1.6 TDI 4motion	CXXB	12.14 - 03.17	1598	D	81 kW	1502	77
GOLF ALLTRACK VII Variant (BA5, BV5) 1.8 TSI 4motion	CJSB	12.14 - 12.20	1798	B	132 kW	1521	139
GOLF ALLTRACK VII Variant (BA5, BV5) 2.0 TDI 4motion	CRBC	12.14 - 08.20	1968	D	110 kW	1518	125
GOLF ALLTRACK VII Variant (BA5, BV5) 2.0 TDI 4motion	CRLB	12.14 - 08.20	1968	D	110 kW	1518	125
GOLF ALLTRACK VII Variant (BA5, BV5) 2.0 TDI 4motion	CUNA	12.14 - 08.20	1968	D	135 kW	1518	125
GOLF ALLTRACK VII Variant (BA5, BV5) 2.0 TDI 4motion	DCYA	12.14 - 08.20	1968	D	110 kW	1518	125
GOLF ALLTRACK VII Variant (BA5, BV5) 2.0 TDI 4motion	DFGA	12.14 - 08.20	1968	D	110 kW	1518	126
GOLF ALLTRACK VII Variant (BA5, BV5) 2.0 TDI 4motion	DGCA	12.14 - 08.20	1968	D	135 kW	1518	125
GOLF ALLTRACK VII Variant (BA5, BV5) 2.0 TDI 4motion	DJGA	12.14 - 08.20	1968	D	135 kW	1518	126
GOLF ALLTRACK VII Variant (BA5, BV5) TSI	CJSB	02.19 - 08.20	1798	B	132 kW	1521	139
GOLF I (17) 1.1	FA	04.74 - 07.83	1093	B	37 kW	1482	8
GOLF I (17) 1.1	FJ	08.76 - 07.80	1093	B	38 kW	1482	8
GOLF I (17) 1.1	GG	04.74 - 07.83	1093	B	37 kW	1482	8
GOLF I (17) 1.3	GF	08.79 - 07.83	1272	B	44 kW	1483	12
GOLF I (17) 1.3	GS	08.82 - 12.83	1272	B	43 kW	1484	13
GOLF I (17) 1.5 D	CK	08.76 - 12.82	1471	D	37 kW	1493	45
GOLF I (17) 1.5	FH	04.74 - 12.75	1471	B	51 kW	1495	53
GOLF I (17) 1.5	JB	08.77 - 07.83	1457	B	51 kW	1502	78








							
GOLF I (17) 1.6 D	CR	08.80 - 12.84	1588	D	40 kW	1485	16
GOLF I (17) 1.6 D	JK	08.80 - 12.84	1588	D	40 kW	1486	18
GOLF I (17) 1.6 GTI	EG	08.76 - 07.82	1588	B	81 kW	1502	78
GOLF I (17) 1.6 TD	CY	03.82 - 12.83	1588	D	51 kW	1485	17
GOLF I (17) 1.6 TD	JR	08.83 - 07.85	1588	D	55 kW	1496	55
GOLF I (17) 1.6	EM	08.75 - 02.84	1588	B	55 kW	1502	78
GOLF I (17) 1.6	EW	01.83 - 02.84	1595	B	55 kW	1511	99
GOLF I (17) 1.6	FN	08.75 - 02.84	1588	B	55 kW	1502	78
GOLF I (17) 1.6	FN	09.75 - 12.80	1588	B	53 kW	1502	78
GOLF I (17) 1.6	FP	08.75 - 02.84	1588	B	55 kW	1502	78
GOLF I (17) 1.6	FT	08.75 - 07.77	1588	B	51 kW	1504	84
GOLF I (17) 1.6	HN	01.83 - 02.84	1595	B	55 kW	1511	99
GOLF I (17) 1.7	EN	09.80 - 12.84	1715	B	57 kW	1502	79
GOLF I (17) 1.8 GTI	DX	08.82 - 12.83	1781	B	82 kW	1518	127
GOLF I (17) 1.8 GTI	JJ	08.82 - 12.83	1781	B	82 kW	1507	90
GOLF I (17) 1.8	JH	09.82 - 12.84	1781	B	70 kW	1518	127
GOLF I Cabriolet (155) 1.3	HK	08.83 - 07.86	1272	B	40 kW	1483	12
GOLF I Cabriolet (155) 1.5	JB	01.79 - 11.83	1457	B	51 kW	1502	78
GOLF I Cabriolet (155) 1.6	EG	08.79 - 07.82	1588	B	81 kW	1502	78
GOLF I Cabriolet (155) 1.6	EJ	01.79 - 08.80	1588	B	61 kW	1502	78
GOLF I Cabriolet (155) 1.6	EM	08.79 - 07.83	1588	B	55 kW	1502	78
GOLF I Cabriolet (155) 1.6	EW	01.80 - 04.92	1595	B	55 kW	1511	99
GOLF I Cabriolet (155) 1.6	HN	01.80 - 04.92	1595	B	55 kW	1511	99
GOLF I Cabriolet (155) 1.6	RE	04.86 - 02.90	1595	B	53 kW	1511	99
GOLF I Cabriolet (155) 1.7	EN	01.80 - 07.84	1715	B	57 kW	1502	79
GOLF I Cabriolet (155) 1.8	2H	08.89 - 03.93	1781	B	72 kW	1508	92
GOLF I Cabriolet (155) 1.8	DX	08.82 - 12.89	1781	B	82 kW	1518	127
GOLF I Cabriolet (155) 1.8	DX	08.83 - 12.92	1781	B	82 kW	1518	127
GOLF I Cabriolet (155) 1.8	EV	08.82 - 12.89	1781	B	82 kW	1518	127
GOLF I Cabriolet (155) 1.8	EX	08.83 - 09.92	1781	B	66 kW	1508	92
GOLF I Cabriolet (155) 1.8	JH	08.83 - 04.93	1781	B	70 kW	1518	127
GOLF I Cabriolet (155) 1.8	KT	08.82 - 12.89	1781	B	82 kW	1518	127
GOLF I Cabriolet (155) 1.8	PB	08.82 - 12.89	1781	B	82 kW	1508	92
GOLF II (19E, 1G1) 1.0	GN	11.83 - 08.85	1043	B	33 kW	1484	14
GOLF II (19E, 1G1) 1.0	HZ	08.85 - 10.91	1043	B	37 kW	1484	14
GOLF II (19E, 1G1) 1.3 Cat	2G	06.86 - 12.92	1272	B	40 kW	1484	14
GOLF II (19E, 1G1) 1.3 Cat	MH	06.86 - 12.92	1272	B	40 kW	1483	12
GOLF II (19E, 1G1) 1.3 Cat	NZ	06.86 - 12.92	1272	B	40 kW	1484	14
GOLF II (19E, 1G1) 1.3	GT	08.83 - 10.86	1272	B	43 kW	1483	12
GOLF II (19E, 1G1) 1.3	HK	08.83 - 06.87	1272	B	40 kW	1483	12
GOLF II (19E, 1G1) 1.3	MH	08.83 - 06.87	1272	B	40 kW	1483	12
GOLF II (19E, 1G1) 1.3	NU	08.85 - 12.87	1272	B	37 kW	1483	12
GOLF II (19E, 1G1) 1.6 D	JP	08.83 - 10.91	1588	D	40 kW	1486	18
GOLF II (19E, 1G1) 1.6 D	ME	08.83 - 10.91	1588	D	40 kW	1486	19
GOLF II (19E, 1G1) 1.6 D	ME	08.83 - 10.91	1588	D	37 kW	1486	19
GOLF II (19E, 1G1) 1.6 TD	1V	08.89 - 10.91	1589	D	44 kW	1489	28
GOLF II (19E, 1G1) 1.6 TD	JR	08.83 - 10.91	1588	D	51 kW	1496	55
GOLF II (19E, 1G1) 1.6 TD	JR	08.83 - 07.85	1588	D	55 kW	1496	55
GOLF II (19E, 1G1) 1.6 TD	MF	08.83 - 10.91	1588	D	51 kW	1486	19
GOLF II (19E, 1G1) 1.6 TD	RA	04.89 - 10.91	1588	D	59 kW	1486	19
GOLF II (19E, 1G1) 1.6 TD	SB	04.89 - 10.91	1588	D	59 kW	1486	19
GOLF II (19E, 1G1) 1.6	ABN	08.83 - 07.92	1595	B	55 kW	1513	104
GOLF II (19E, 1G1) 1.6	EZA	08.86 - 07.91	1595	B	51 kW	1511	99
GOLF II (19E, 1G1) 1.6	EZ	08.83 - 07.92	1595	B	55 kW	1511	99
GOLF II (19E, 1G1) 1.6	HM	08.83 - 07.92	1595	B	55 kW	1511	99
GOLF II (19E, 1G1) 1.6	PN	10.86 - 12.92	1595	B	51 kW	1511	99
GOLF II (19E, 1G1) 1.6	PN	08.86 - 07.91	1595	B	51 kW	1511	99
GOLF II (19E, 1G1) 1.6	RF	02.86 - 10.91	1595	B	53 kW	1508	92
GOLF II (19E, 1G1) 1.8 GTI 16V	KR	02.86 - 06.90	1781	B	102 kW	1508	92
GOLF II (19E, 1G1) 1.8 GTI 16V	KR	08.86 - 07.88	1781	B	100 kW	1508	92
GOLF II (19E, 1G1) 1.8 GTI 16V	PL	02.86 - 10.91	1781	B	95 kW	1518	127
GOLF II (19E, 1G1) 1.8 GTI Cat	PF	01.87 - 12.92	1781	B	79 kW	1513	104

			ccm		kW		1 POS
GOLF II (19E, 1G1) 1.8 GTI G60 Syncro	1H	08.88 - 12.91	1781	B	118 kW	1518	128
GOLF II (19E, 1G1) 1.8 GTI G60 Syncro	PG	08.88 - 12.91	1781	B	118 kW	1518	128
GOLF II (19E, 1G1) 1.8 GTI G60	PG	04.90 - 07.91	1781	B	118 kW	1518	128
GOLF II (19E, 1G1) 1.8 GTI	DX	08.83 - 10.91	1781	B	82 kW	1518	127
GOLF II (19E, 1G1) 1.8 GTI	EV	08.83 - 10.91	1781	B	82 kW	1518	127
GOLF II (19E, 1G1) 1.8 GTI	GZ	08.83 - 10.91	1781	B	82 kW	1518	127
GOLF II (19E, 1G1) 1.8 GTI	HT	01.85 - 07.91	1781	B	77 kW	1518	127
GOLF II (19E, 1G1) 1.8 GTI	PB	08.83 - 10.91	1781	B	82 kW	1508	92
GOLF II (19E, 1G1) 1.8 GTI	RD	08.85 - 10.87	1781	B	79 kW	1518	126
GOLF II (19E, 1G1) 1.8 GTI	RV	01.85 - 07.91	1781	B	77 kW	1513	104
GOLF II (19E, 1G1) 1.8 Syncro	1P	08.88 - 07.91	1781	B	72 kW	1513	104
GOLF II (19E, 1G1) 1.8 Syncro	GU	02.86 - 07.91	1781	B	66 kW	1508	92
GOLF II (19E, 1G1) 1.8 Syncro	GX	02.86 - 07.91	1781	B	66 kW	1508	92
GOLF II (19E, 1G1) 1.8 Syncro	RH	08.87 - 07.88	1781	B	62 kW	1508	92
GOLF II (19E, 1G1) 1.8 i Cat Syncro	GX	08.87 - 10.91	1781	B	66 kW	1508	92
GOLF II (19E, 1G1) 1.8 i Cat Syncro	RP	08.87 - 10.91	1781	B	66 kW	1512	100
GOLF II (19E, 1G1) 1.8 i Cat	GX	08.84 - 10.91	1781	B	66 kW	1508	92
GOLF II (19E, 1G1) 1.8 i Cat	RP	08.84 - 10.91	1781	B	66 kW	1512	100
GOLF II (19E, 1G1) 1.8	GU	08.84 - 10.91	1781	B	66 kW	1508	92
GOLF II (19E, 1G1) 1.8	GX	08.84 - 10.91	1781	B	66 kW	1508	92
GOLF II (19E, 1G1) 1.8	HV	08.84 - 10.91	1781	B	66 kW	1508	92
GOLF II (19E, 1G1) 1.8	PF	04.86 - 12.92	1781	B	75 kW	1513	104
GOLF II (19E, 1G1) 1.8	RH	08.86 - 01.90	1781	B	62 kW	1508	92
GOLF II (19E, 1G1) 1.8	RV	04.86 - 12.92	1781	B	75 kW	1513	104
GOLF II (19E, 1G1) 2.0 GTI	9A	09.89 - 12.92	1984	B	100 kW	1520	133
GOLF II Van (19E, 1G1) 1.3	HK	08.83 - 07.90	1272	B	40 kW	1483	12
GOLF II Van (19E, 1G1) 1.3	MH	08.83 - 07.90	1272	B	40 kW	1483	12
GOLF II Van (19E, 1G1) 1.3	NZ	08.83 - 07.90	1272	B	40 kW	1484	14
GOLF II Van (19E, 1G1) 1.6 D	JP	08.83 - 07.91	1588	D	40 kW	1486	18
GOLF II Van (19E, 1G1) 1.8 i	RP	08.87 - 07.91	1781	B	66 kW	1512	100
GOLF III (1H1) 1.3	2G	08.91 - 07.92	1272	B	40 kW	1484	14
GOLF III (1H1) 1.4	ABD	11.91 - 08.97	1390	B	40 kW	1484	14
GOLF III (1H1) 1.4	ABD	10.91 - 08.97	1390	B	44 kW	1484	14
GOLF III (1H1) 1.4	AEX	11.91 - 08.97	1390	B	40 kW	1487	21
GOLF III (1H1) 1.4	AEX	10.91 - 08.97	1390	B	44 kW	1487	21
GOLF III (1H1) 1.6	ABU	09.92 - 08.97	1598	B	55 kW	1487	21
GOLF III (1H1) 1.6	AEA	09.92 - 08.97	1598	B	55 kW	1487	21
GOLF III (1H1) 1.6	AEE	09.92 - 08.97	1598	B	55 kW	1487	20
GOLF III (1H1) 1.6	AEK	07.95 - 08.97	1595	B	74 kW	1513	104
GOLF III (1H1) 1.6	AFT	07.95 - 08.97	1595	B	74 kW	1509	94
GOLF III (1H1) 1.6	AKS	07.95 - 08.97	1595	B	74 kW	1505	85
GOLF III (1H1) 1.8 Syncro (1HX1)	ABS	01.93 - 08.97	1781	B	66 kW	1513	104
GOLF III (1H1) 1.8 Syncro (1HX1)	ADZ	01.93 - 08.97	1781	B	66 kW	1509	93
GOLF III (1H1) 1.8	AAM	08.91 - 08.97	1781	B	55 kW	1514	106
GOLF III (1H1) 1.8	ABS	08.91 - 07.98	1781	B	66 kW	1513	104
GOLF III (1H1) 1.8	ACC	08.91 - 07.98	1781	B	66 kW	1513	104
GOLF III (1H1) 1.8	ADD	08.91 - 07.98	1781	B	66 kW	1518	128
GOLF III (1H1) 1.8	ADZ	08.91 - 07.98	1781	B	66 kW	1509	93
GOLF III (1H1) 1.9 D	1Y	11.91 - 08.97	1896	D	47 kW	1500	68
GOLF III (1H1) 1.9 SDI	AEY	07.95 - 08.97	1896	D	47 kW	1499	66
GOLF III (1H1) 1.9 TD, GTD	AAZ	11.91 - 07.98	1896	D	55 kW	1499	66
GOLF III (1H1) 1.9 TDI Syncro (1HX1)	1Z	08.95 - 08.97	1896	D	66 kW	1499	66
GOLF III (1H1) 1.9 TDI Syncro (1HX1)	AHU	08.95 - 08.97	1896	D	66 kW	1499	66
GOLF III (1H1) 1.9 TDI Syncro (1HX1)	ALE	08.95 - 08.97	1896	D	66 kW	1500	69
GOLF III (1H1) 1.9 TDI	1Z	08.93 - 08.97	1896	D	66 kW	1499	66
GOLF III (1H1) 1.9 TDI	AFN	04.96 - 08.97	1896	D	81 kW	1498	62
GOLF III (1H1) 1.9 TDI	AHU	08.93 - 08.97	1896	D	66 kW	1499	66
GOLF III (1H1) 1.9 TDI	ALE	08.93 - 08.97	1896	D	66 kW	1500	69
GOLF III (1H1) 2.0 GL	AEP	08.91 - 07.98	1984	B	79 kW	1521	140
GOLF III (1H1) 2.0 GTI 16V	ABF	08.91 - 08.97	1984	B	110 kW	1520	133
GOLF III (1H1) 2.0 Syncro (1HX1)	AGG	08.95 - 08.97	1984	B	85 kW	1522	141
GOLF III (1H1) 2.0	2E	11.91 - 07.98	1984	B	85 kW	1520	133









GOLF III (1H1) 2.0	ABA	11.91 - 07.98	1984	B	85 kW	1524	155
GOLF III (1H1) 2.0	ADC	11.91 - 07.98	1984	B	85 kW	1524	155
GOLF III (1H1) 2.0	ADY	11.91 - 07.98	1984	B	85 kW	1521	140
GOLF III (1H1) 2.0	AGG	11.91 - 07.98	1984	B	85 kW	1522	141
GOLF III (1H1) 2.0	AKR	11.91 - 07.98	1984	B	85 kW	1522	141
GOLF III Cabriolet (1E7) 1.6	AEK	10.94 - 02.98	1595	B	74 kW	1513	104
GOLF III Cabriolet (1E7) 1.6	AFT	10.94 - 02.98	1595	B	74 kW	1509	94
GOLF III Cabriolet (1E7) 1.6	AKS	10.94 - 02.98	1595	B	74 kW	1505	85
GOLF III Cabriolet (1E7) 1.8	AAM	07.93 - 05.98	1781	B	55 kW	1514	106
GOLF III Cabriolet (1E7) 1.8	ABS	07.93 - 05.98	1781	B	66 kW	1513	104
GOLF III Cabriolet (1E7) 1.8	ADZ	07.93 - 05.98	1781	B	66 kW	1509	93
GOLF III Cabriolet (1E7) 1.8	ANN	07.93 - 05.98	1781	B	55 kW	1514	106
GOLF III Cabriolet (1E7) 1.8	ANP	07.93 - 05.98	1781	B	66 kW	1514	106
GOLF III Cabriolet (1E7) 1.9 TDI	1Z	08.95 - 05.98	1896	D	66 kW	1499	66
GOLF III Cabriolet (1E7) 1.9 TDI	AFN	07.96 - 05.98	1896	D	81 kW	1498	62
GOLF III Cabriolet (1E7) 1.9 TDI	AHU	08.95 - 05.98	1896	D	66 kW	1499	66
GOLF III Cabriolet (1E7) 1.9 TDI	ALE	08.95 - 05.98	1896	D	66 kW	1500	69
GOLF III Cabriolet (1E7) 2.0	2E	07.93 - 05.98	1984	B	85 kW	1520	133
GOLF III Cabriolet (1E7) 2.0	ABA	07.93 - 05.98	1984	B	85 kW	1524	155
GOLF III Cabriolet (1E7) 2.0	ADY	07.93 - 05.98	1984	B	85 kW	1521	140
GOLF III Cabriolet (1E7) 2.0	AGG	07.93 - 05.98	1984	B	85 kW	1522	141
GOLF III Cabriolet (1E7) 2.0	AKR	07.93 - 05.98	1984	B	85 kW	1522	141
GOLF III Van (1H1) 1.4	ABD	08.91 - 05.96	1390	B	44 kW	1484	14
GOLF III Van (1H1) 1.4	AEX	08.91 - 05.96	1390	B	44 kW	1487	21
GOLF III Van (1H1) 1.8	AAM	08.91 - 07.95	1781	B	55 kW	1514	106
GOLF III Van (1H1) 1.8	ABS	08.91 - 12.97	1781	B	66 kW	1513	104
GOLF III Van (1H1) 1.8	ADZ	08.91 - 12.97	1781	B	66 kW	1509	93
GOLF III Van (1H1) 1.9 D	AAZ	08.91 - 07.95	1896	D	55 kW	1499	66
GOLF III Van (1H1) 1.9 SDI	1Y	08.95 - 09.97	1896	D	47 kW	1500	68
GOLF III Van (1H1) 1.9 SDI	AEY	08.95 - 09.97	1896	D	47 kW	1499	66
GOLF III Van (1H1) 1.9 TDI	1Z	08.91 - 09.97	1896	D	66 kW	1499	66
GOLF III Van (1H1) 2.0 GTI	ABF	08.91 - 09.97	1984	B	110 kW	1520	133
GOLF III Van (1H1) 2.0	AGG	08.95 - 09.97	1984	B	85 kW	1522	141
GOLF III Variant (1H5) 1.4	ABD	07.93 - 04.99	1390	B	40 kW	1484	14
GOLF III Variant (1H5) 1.4	ABD	07.93 - 04.99	1390	B	44 kW	1484	14
GOLF III Variant (1H5) 1.4	AEX	07.93 - 04.99	1390	B	40 kW	1487	21
GOLF III Variant (1H5) 1.4	AEX	07.93 - 04.99	1390	B	44 kW	1487	21
GOLF III Variant (1H5) 1.4	APQ	07.93 - 04.99	1390	B	44 kW	1488	23
GOLF III Variant (1H5) 1.6	AEK	07.94 - 04.99	1595	B	74 kW	1513	104
GOLF III Variant (1H5) 1.6	AFT	07.94 - 04.99	1595	B	74 kW	1509	94
GOLF III Variant (1H5) 1.6	AKS	07.94 - 04.99	1595	B	74 kW	1505	85
GOLF III Variant (1H5) 1.8 Syncro	ADZ	10.94 - 04.99	1781	B	66 kW	1509	93
GOLF III Variant (1H5) 1.8	AAM	07.93 - 04.99	1781	B	55 kW	1514	106
GOLF III Variant (1H5) 1.8	ABS	07.93 - 04.99	1781	B	66 kW	1513	104
GOLF III Variant (1H5) 1.8	ADZ	07.93 - 04.99	1781	B	66 kW	1509	93
GOLF III Variant (1H5) 1.8	ANN	07.93 - 04.99	1781	B	55 kW	1514	106
GOLF III Variant (1H5) 1.8	ANP	07.93 - 04.99	1781	B	66 kW	1514	106
GOLF III Variant (1H5) 1.9 D	1Y	07.93 - 04.99	1896	D	47 kW	1500	68
GOLF III Variant (1H5) 1.9 SDI	AEY	07.95 - 04.99	1896	D	47 kW	1499	66
GOLF III Variant (1H5) 1.9 TDI Syncro	1Z	07.95 - 04.99	1896	D	66 kW	1499	66
GOLF III Variant (1H5) 1.9 TDI Syncro	AHU	07.95 - 04.99	1896	D	66 kW	1499	66
GOLF III Variant (1H5) 1.9 TDI Syncro	ALE	07.95 - 04.99	1896	D	66 kW	1500	69
GOLF III Variant (1H5) 1.9 TDI	1Z	03.94 - 04.99	1896	D	66 kW	1499	66
GOLF III Variant (1H5) 1.9 TDI	AFN	04.96 - 04.99	1896	D	81 kW	1498	62
GOLF III Variant (1H5) 1.9 TDI	AHU	03.94 - 04.99	1896	D	66 kW	1499	66
GOLF III Variant (1H5) 1.9 TDI	ALE	03.94 - 04.99	1896	D	66 kW	1500	69
GOLF III Variant (1H5) 1.9 TD	AAZ	07.93 - 04.99	1896	D	55 kW	1499	66
GOLF III Variant (1H5) 2.0 Syncro	AGG	08.95 - 04.99	1984	B	85 kW	1522	141
GOLF III Variant (1H5) 2.0	2E	07.93 - 04.99	1984	B	85 kW	1520	133
GOLF III Variant (1H5) 2.0	ADY	07.93 - 04.99	1984	B	85 kW	1521	140
GOLF III Variant (1H5) 2.0	AEP	08.95 - 04.96	1984	B	79 kW	1521	140
GOLF III Variant (1H5) 2.0	AGG	07.93 - 04.99	1984	B	85 kW	1522	141

			ccm		kw		1 POS
GOLF III Variant (1H5) 2.0	AKR	07.93 - 04.99	1984	B	85 kW	1522	141
GOLF IV (1J1) 1.4 16V	AHW	10.97 - 05.04	1390	B	55 kW	1490	33
GOLF IV (1J1) 1.4 16V	AKQ	10.97 - 05.04	1390	B	55 kW	1490	33
GOLF IV (1J1) 1.4 16V	APE	10.97 - 05.04	1390	B	55 kW	1490	33
GOLF IV (1J1) 1.4 16V	AXP	10.97 - 05.04	1390	B	55 kW	1490	33
GOLF IV (1J1) 1.4 16V	BCA	10.97 - 05.04	1390	B	55 kW	1488	26
GOLF IV (1J1) 1.6 16V	ATN	02.00 - 06.05	1598	B	77 kW	1488	24
GOLF IV (1J1) 1.6 16V	AUS	02.00 - 06.05	1598	B	77 kW	1489	31
GOLF IV (1J1) 1.6 16V	AZD	02.00 - 06.05	1598	B	77 kW	1489	31
GOLF IV (1J1) 1.6 16V	BCB	02.00 - 06.05	1598	B	77 kW	1489	31
GOLF IV (1J1) 1.6 FSI	BAD	01.02 - 06.05	1598	B	81 kW	1488	27
GOLF IV (1J1) 1.6 Total Flex	BAH	02.01 - 04.08	1598	B/E	76 kW	1490	34
GOLF IV (1J1) 1.6 Total Flex	BJA	02.01 - 04.08	1598	B/E	76 kW	1491	37
GOLF IV (1J1) 1.6 Total Flex	BPA	02.01 - 04.08	1598	B/E	76 kW	1491	37
GOLF IV (1J1) 1.6	AEH	08.97 - 05.04	1595	B	74 kW	1510	96
GOLF IV (1J1) 1.6	AKL	08.97 - 05.04	1595	B	74 kW	1506	88
GOLF IV (1J1) 1.6	APF	08.97 - 05.04	1595	B	74 kW	1510	96
GOLF IV (1J1) 1.6	AVU	08.00 - 06.05	1595	B	75 kW	1517	120
GOLF IV (1J1) 1.6	BAH	08.99 - 03.07	1598	B	74 kW	1490	34
GOLF IV (1J1) 1.6	BFQ	08.00 - 06.05	1595	B	75 kW	1517	120
GOLF IV (1J1) 1.6	BJH	08.00 - 06.05	1595	B	75 kW	1516	116
GOLF IV (1J1) 1.8 4motion	AGN	05.98 - 06.05	1781	B	92 kW	1505	86
GOLF IV (1J1) 1.8 T GTI	AUQ	08.01 - 03.07	1781	B	132 kW	1515	111
GOLF IV (1J1) 1.8 T GTI	AWP	08.01 - 03.07	1781	B	132 kW	1515	111
GOLF IV (1J1) 1.8 T GTI	BEK	08.01 - 03.07	1781	B	132 kW	1516	114
GOLF IV (1J1) 1.8 T	AGU	08.97 - 06.05	1781	B	110 kW	1512	101
GOLF IV (1J1) 1.8 T	AQA	08.97 - 06.05	1781	B	110 kW	1513	102
GOLF IV (1J1) 1.8 T	ARZ	08.97 - 06.05	1781	B	110 kW	1513	102
GOLF IV (1J1) 1.8 T	AUM	08.97 - 06.05	1781	B	110 kW	1515	111
GOLF IV (1J1) 1.8 T	AWD	08.97 - 06.05	1781	B	110 kW	1516	118
GOLF IV (1J1) 1.8 T	AWW	08.97 - 06.05	1781	B	110 kW	1516	118
GOLF IV (1J1) 1.8	AGN	08.97 - 06.05	1781	B	92 kW	1505	86
GOLF IV (1J1) 1.8	BAF	08.97 - 06.05	1781	B	92 kW	1515	112
GOLF IV (1J1) 1.9 SDI	AGP	08.97 - 06.05	1896	D	50 kW	1498	61
GOLF IV (1J1) 1.9 SDI	AQM	08.97 - 06.05	1896	D	50 kW	1499	65
GOLF IV (1J1) 1.9 TDI 4motion	AGR	07.98 - 04.02	1896	D	66 kW	1499	66
GOLF IV (1J1) 1.9 TDI 4motion	AJM	09.99 - 06.01	1896	D	85 kW	1501	71
GOLF IV (1J1) 1.9 TDI 4motion	ARL	02.00 - 06.05	1896	D	110 kW	1501	72
GOLF IV (1J1) 1.9 TDI 4motion	ASZ	11.00 - 06.05	1896	D	96 kW	1501	72
GOLF IV (1J1) 1.9 TDI 4motion	ATD	09.00 - 06.05	1896	D	74 kW	1501	71
GOLF IV (1J1) 1.9 TDI 4motion	AUY	09.99 - 06.01	1896	D	85 kW	1501	71
GOLF IV (1J1) 1.9 TDI	AGR	09.97 - 06.05	1896	D	66 kW	1499	66
GOLF IV (1J1) 1.9 TDI	AHF	08.97 - 05.04	1896	D	81 kW	1497	58
GOLF IV (1J1) 1.9 TDI	AJM	12.98 - 09.03	1896	D	85 kW	1501	71
GOLF IV (1J1) 1.9 TDI	ALH	09.97 - 06.05	1896	D	66 kW	1499	66
GOLF IV (1J1) 1.9 TDI	ARL	05.00 - 06.05	1896	D	110 kW	1501	72
GOLF IV (1J1) 1.9 TDI	ASV	08.97 - 05.04	1896	D	81 kW	1498	62
GOLF IV (1J1) 1.9 TDI	ASZ	11.00 - 06.05	1896	D	96 kW	1501	72
GOLF IV (1J1) 1.9 TDI	ATD	09.00 - 12.06	1896	D	74 kW	1501	71
GOLF IV (1J1) 1.9 TDI	AUY	12.98 - 09.03	1896	D	85 kW	1501	71
GOLF IV (1J1) 1.9 TDI	AXR	09.00 - 12.06	1896	D	74 kW	1501	73
GOLF IV (1J1) 1.9 TDI	BEW	09.00 - 12.06	1896	D	74 kW	1501	73
GOLF IV (1J1) 1.9 TD	AAZ	10.97 - 09.99	1896	D	55 kW	1499	66
GOLF IV (1J1) 2.0 4motion	AZH	10.00 - 06.05	1984	B	85 kW	1520	134
GOLF IV (1J1) 2.0 4motion	AZJ	10.00 - 06.05	1984	B	85 kW	1520	134
GOLF IV (1J1) 2.0 BiFuel	BEH	05.02 - 05.03	1984	B/G	85 kW	1523	145
GOLF IV (1J1) 2.0	AEG	09.97 - 12.07	1984	B	85 kW	1520	136
GOLF IV (1J1) 2.0	APK	09.97 - 12.07	1984	B	85 kW	1520	136
GOLF IV (1J1) 2.0	AQY	09.97 - 12.07	1984	B	85 kW	1520	136
GOLF IV (1J1) 2.0	AVH	09.97 - 12.07	1984	B	85 kW	1522	142
GOLF IV (1J1) 2.0	AZG	09.97 - 12.07	1984	B	85 kW	1520	134
GOLF IV (1J1) 2.0	AZJ	09.97 - 12.07	1984	B	85 kW	1520	134








GOLF IV (1J1) 2.0	BEJ	09.97 - 12.07	1984	B	85 kW	1523	145
GOLF IV (1J1) 2.0	BER	09.97 - 12.07	1984	B	85 kW	1523	145
GOLF IV (1J1) 2.0	BEV	09.97 - 12.07	1984	B	85 kW	1523	145
GOLF IV (1J1) 2.0	BHP	09.97 - 12.07	1984	B	85 kW	1523	145
GOLF IV (9B3) 1.6 Total Flex	BAH	03.07 - 03.14	1598	B/E	74 kW	1490	34
GOLF IV (9B3) 1.6 Total Flex	BPA	03.07 - 03.14	1598	B/E	74 kW	1491	37
GOLF IV (9B3) 1.6 Total Flex	CCRA	05.08 - 06.14	1598	B/E	77 kW	1492	42
GOLF IV (9B3) 1.6	BAH	03.07 - 12.10	1598	B	74 kW	1490	34
GOLF IV (9B3) 1.6	CCRA	03.07 - 12.10	1598	B	74 kW	1492	42
GOLF IV (9B3) 1.6	CFZA	03.07 - 12.10	1598	B	74 kW	1492	43
GOLF IV (9B3) 1.8 GTI	AUQ	04.07 - 12.09	1781	B	142 kW	1515	111
GOLF IV (9B3) 1.8 GTI	AUQ	01.07 - 04.11	1781	B	132 kW	1515	111
GOLF IV (9B3) 2.0 Total Flex	CFEA	06.08 - 06.14	1984	B/E	88 kW	1520	134
GOLF IV (9B3) 2.0	BER	01.07 - 12.10	1984	B	85 kW	1523	145
GOLF IV (9B3) 2.0	BEV	01.07 - 12.10	1984	B	85 kW	1523	145
GOLF IV (9B3) 2.0	BHP	01.07 - 12.10	1984	B	85 kW	1523	145
GOLF IV (9B3) 2.0	CBPA	01.07 - 12.10	1984	B	85 kW	1520	134
GOLF IV Cabriolet (1E7) 1.6	AFT	06.98 - 06.02	1595	B	74 kW	1509	94
GOLF IV Cabriolet (1E7) 1.6	AKS	06.98 - 06.02	1595	B	74 kW	1505	85
GOLF IV Cabriolet (1E7) 1.8	AAM	06.98 - 06.02	1781	B	55 kW	1514	106
GOLF IV Cabriolet (1E7) 1.8	ADZ	06.98 - 06.02	1781	B	66 kW	1509	93
GOLF IV Cabriolet (1E7) 1.8	ANN	06.98 - 06.02	1781	B	55 kW	1514	106
GOLF IV Cabriolet (1E7) 1.8	ANP	06.98 - 06.02	1781	B	66 kW	1514	106
GOLF IV Cabriolet (1E7) 1.9 TDI	AFN	06.98 - 06.02	1896	D	81 kW	1498	62
GOLF IV Cabriolet (1E7) 1.9 TDI	AHU	06.98 - 06.02	1896	D	66 kW	1499	66
GOLF IV Cabriolet (1E7) 1.9 TDI	ALE	06.98 - 06.02	1896	D	66 kW	1500	69
GOLF IV Cabriolet (1E7) 1.9 TDI	AVG	06.98 - 06.02	1896	D	81 kW	1498	62
GOLF IV Cabriolet (1E7) 2.0	ABA	06.98 - 06.02	1984	B	85 kW	1524	155
GOLF IV Cabriolet (1E7) 2.0	AGG	06.98 - 06.02	1984	B	85 kW	1522	141
GOLF IV Cabriolet (1E7) 2.0	AKR	06.98 - 06.02	1984	B	85 kW	1522	141
GOLF IV Cabriolet (1E7) 2.0	ATU	06.98 - 06.02	1984	B	85 kW	1522	141
GOLF IV Cabriolet (1E7) 2.0	AWF	06.98 - 06.02	1984	B	85 kW	1520	136
GOLF IV Cabriolet (1E7) 2.0	AWG	06.98 - 06.02	1984	B	85 kW	1520	136
GOLF IV Van (1J1) 1.9 SDI	AQM	11.98 - 05.04	1896	D	50 kW	1499	65
GOLF IV Van (1J1) 1.9 TDI 4motion	AUY	01.00 - 04.01	1896	D	85 kW	1501	71
GOLF IV Van (1J1) 1.9 TDI	AGR	05.00 - 09.02	1896	D	66 kW	1499	66
GOLF IV Van (1J1) 1.9 TDI	AHF	10.97 - 05.04	1896	D	81 kW	1497	58
GOLF IV Van (1J1) 1.9 TDI	ASZ	04.01 - 05.04	1896	D	96 kW	1501	72
GOLF IV Variant (1J5) 1.4 16V	AHW	05.99 - 06.06	1390	B	55 kW	1490	33
GOLF IV Variant (1J5) 1.4 16V	AKQ	05.99 - 06.06	1390	B	55 kW	1490	33
GOLF IV Variant (1J5) 1.4 16V	APE	05.99 - 06.06	1390	B	55 kW	1490	33
GOLF IV Variant (1J5) 1.4 16V	AXP	05.99 - 06.06	1390	B	55 kW	1490	33
GOLF IV Variant (1J5) 1.4 16V	BCA	05.99 - 06.06	1390	B	55 kW	1488	26
GOLF IV Variant (1J5) 1.6 16V	ATN	02.00 - 06.06	1598	B	77 kW	1488	24
GOLF IV Variant (1J5) 1.6 16V	AUS	02.00 - 06.06	1598	B	77 kW	1489	31
GOLF IV Variant (1J5) 1.6 16V	AZD	02.00 - 06.06	1598	B	77 kW	1489	31
GOLF IV Variant (1J5) 1.6 16V	BCB	02.00 - 06.06	1598	B	77 kW	1489	31
GOLF IV Variant (1J5) 1.6 FSI	BAD	01.02 - 06.06	1598	B	81 kW	1488	27
GOLF IV Variant (1J5) 1.6	AEH	05.99 - 06.06	1595	B	74 kW	1510	96
GOLF IV Variant (1J5) 1.6	AKL	05.99 - 06.06	1595	B	74 kW	1506	88
GOLF IV Variant (1J5) 1.6	APF	05.99 - 06.06	1595	B	74 kW	1510	96
GOLF IV Variant (1J5) 1.6	AVU	08.00 - 06.06	1595	B	75 kW	1517	120
GOLF IV Variant (1J5) 1.6	BFQ	08.00 - 06.06	1595	B	75 kW	1517	120
GOLF IV Variant (1J5) 1.8 4motion	AGN	05.99 - 06.06	1781	B	92 kW	1505	86
GOLF IV Variant (1J5) 1.8 T	AGU	05.00 - 06.06	1781	B	110 kW	1512	101
GOLF IV Variant (1J5) 1.8 T	AQA	05.00 - 06.06	1781	B	110 kW	1513	102
GOLF IV Variant (1J5) 1.8 T	ARZ	05.00 - 06.06	1781	B	110 kW	1513	102
GOLF IV Variant (1J5) 1.8 T	AUM	05.00 - 06.06	1781	B	110 kW	1515	111
GOLF IV Variant (1J5) 1.8 T	AUQ	05.02 - 06.06	1781	B	132 kW	1515	111
GOLF IV Variant (1J5) 1.8 T	AWD	05.00 - 06.06	1781	B	110 kW	1516	118
GOLF IV Variant (1J5) 1.9 SDI	AGP	05.99 - 06.06	1896	D	50 kW	1498	61
GOLF IV Variant (1J5) 1.9 SDI	AQM	05.99 - 06.06	1896	D	50 kW	1499	65

	 ENGINE	 00000	ccm		kw		 1 POS
GOLF IV Variant (1J5) 1.9 TDI 4motion	AGR	05.99 - 04.02	1896	D	66 kW	1499	66
GOLF IV Variant (1J5) 1.9 TDI 4motion	AJM	12.99 - 04.01	1896	D	85 kW	1501	71
GOLF IV Variant (1J5) 1.9 TDI 4motion	ARL	05.02 - 06.05	1896	D	110 kW	1501	72
GOLF IV Variant (1J5) 1.9 TDI 4motion	ASZ	11.00 - 06.06	1896	D	96 kW	1501	72
GOLF IV Variant (1J5) 1.9 TDI 4motion	ATD	09.00 - 06.06	1896	D	74 kW	1501	71
GOLF IV Variant (1J5) 1.9 TDI 4motion	AUY	12.99 - 04.01	1896	D	85 kW	1501	71
GOLF IV Variant (1J5) 1.9 TDI	AGR	05.99 - 06.06	1896	D	66 kW	1499	66
GOLF IV Variant (1J5) 1.9 TDI	AHF	05.99 - 05.06	1896	D	81 kW	1497	58
GOLF IV Variant (1J5) 1.9 TDI	AJM	08.99 - 05.06	1896	D	85 kW	1501	71
GOLF IV Variant (1J5) 1.9 TDI	ALH	05.99 - 06.06	1896	D	66 kW	1499	66
GOLF IV Variant (1J5) 1.9 TDI	ARL	06.01 - 06.06	1896	D	110 kW	1501	72
GOLF IV Variant (1J5) 1.9 TDI	ASV	05.99 - 05.06	1896	D	81 kW	1498	62
GOLF IV Variant (1J5) 1.9 TDI	ASZ	11.00 - 06.06	1896	D	96 kW	1501	72
GOLF IV Variant (1J5) 1.9 TDI	ATD	09.00 - 06.06	1896	D	74 kW	1501	71
GOLF IV Variant (1J5) 1.9 TDI	AUY	08.99 - 05.06	1896	D	85 kW	1501	71
GOLF IV Variant (1J5) 1.9 TDI	AXR	09.00 - 06.06	1896	D	74 kW	1501	73
GOLF IV Variant (1J5) 2.0 4motion	AZH	10.00 - 06.06	1984	B	85 kW	1520	134
GOLF IV Variant (1J5) 2.0 4motion	AZJ	10.00 - 06.06	1984	B	85 kW	1520	134
GOLF IV Variant (1J5) 2.0 Bi-Fuel	BEH	02.02 - 06.06	1984	B/G	85 kW	1523	145
GOLF IV Variant (1J5) 2.0	APK	05.99 - 06.06	1984	B	85 kW	1520	136
GOLF IV Variant (1J5) 2.0	AQY	05.99 - 06.06	1984	B	85 kW	1520	136
GOLF IV Variant (1J5) 2.0	AZJ	05.99 - 06.06	1984	B	85 kW	1520	134
GOLF Kasten/Schrägheck (1K1) TDI	BKC	11.03 - 02.06	1896	D	77 kW	1501	73
GOLF PLUS V (5M1, 521) 1.2 TSI	CBZA	05.10 - 12.13	1197	B	63 kW	1482	9
GOLF PLUS V (5M1, 521) 1.2 TSI	CBZB	11.09 - 12.13	1197	B	77 kW	1482	9
GOLF PLUS V (5M1, 521) 1.4 16V	BCA	01.05 - 11.06	1390	B	55 kW	1488	26
GOLF PLUS V (5M1, 521) 1.4 16V	BUD	05.06 - 12.13	1390	B	59 kW	1492	41
GOLF PLUS V (5M1, 521) 1.4 16V	CGGA	05.06 - 12.13	1390	B	59 kW	1492	41
GOLF PLUS V (5M1, 521) 1.4 FSI	BLN	07.05 - 11.06	1390	B	66 kW	1492	41
GOLF PLUS V (5M1, 521) 1.4 TSI	BLG	05.06 - 06.08	1390	B	125 kW	1492	41
GOLF PLUS V (5M1, 521) 1.4 TSI	BMV	05.06 - 06.08	1390	B	103 kW	1492	41
GOLF PLUS V (5M1, 521) 1.4 TSI	CAVD	01.08 - 12.13	1390	B	118 kW	1492	41
GOLF PLUS V (5M1, 521) 1.4 TSI	CAXA	06.07 - 12.13	1390	B	90 kW	1492	41
GOLF PLUS V (5M1, 521) 1.4 TSI	CNWA	01.08 - 12.13	1390	B	118 kW	1492	41
GOLF PLUS V (5M1, 521) 1.4 TSI	CTHD	01.08 - 12.13	1390	B	118 kW	1492	41
GOLF PLUS V (5M1, 521) 1.6 BiFuel	CHGA	05.09 - 12.13	1595	B/G	75 kW	1517	120
GOLF PLUS V (5M1, 521) 1.6 FSI	BLF	12.04 - 05.08	1598	B	85 kW	1492	41
GOLF PLUS V (5M1, 521) 1.6 FSI	BLP	12.04 - 05.08	1598	B	85 kW	1492	41
GOLF PLUS V (5M1, 521) 1.6 MultiFuel	CCSA	11.07 - 12.13	1595	B/E	75 kW	1517	120
GOLF PLUS V (5M1, 521) 1.6 MultiFuel	CMXA	11.07 - 12.13	1595	B/E	75 kW	1517	120
GOLF PLUS V (5M1, 521) 1.6 TDI	CAYB	02.09 - 12.13	1598	D	66 kW	1502	75
GOLF PLUS V (5M1, 521) 1.6 TDI	CAYC	03.09 - 12.13	1598	D	77 kW	1502	75
GOLF PLUS V (5M1, 521) 1.6	BSE	05.05 - 12.13	1595	B	75 kW	1517	120
GOLF PLUS V (5M1, 521) 1.6	BSF	05.05 - 12.13	1595	B	75 kW	1517	120
GOLF PLUS V (5M1, 521) 1.6	CCSA	05.05 - 12.13	1595	B	75 kW	1517	120
GOLF PLUS V (5M1, 521) 1.6	CMXA	05.05 - 12.13	1595	B	75 kW	1517	120
GOLF PLUS V (5M1, 521) 1.9 TDI	BKC	01.05 - 01.09	1896	D	77 kW	1501	73
GOLF PLUS V (5M1, 521) 1.9 TDI	BLS	01.05 - 01.09	1896	D	77 kW	1501	73
GOLF PLUS V (5M1, 521) 1.9 TDI	BRU	05.05 - 12.08	1896	D	66 kW	1501	73
GOLF PLUS V (5M1, 521) 1.9 TDI	BXE	01.05 - 01.09	1896	D	77 kW	1501	73
GOLF PLUS V (5M1, 521) 1.9 TDI	BXF	05.05 - 12.08	1896	D	66 kW	1501	73
GOLF PLUS V (5M1, 521) 1.9 TDI	BXJ	05.05 - 12.08	1896	D	66 kW	1501	73
GOLF PLUS V (5M1, 521) 2.0 FSI	BLR	05.05 - 06.08	1984	B	110 kW	1521	137
GOLF PLUS V (5M1, 521) 2.0 FSI	BLY	05.05 - 06.08	1984	B	110 kW	1521	137
GOLF PLUS V (5M1, 521) 2.0 FSI	BVY	05.05 - 06.08	1984	B	110 kW	1521	137
GOLF PLUS V (5M1, 521) 2.0 FSI	BVZ	05.05 - 06.08	1984	B	110 kW	1521	137
GOLF PLUS V (5M1, 521) 2.0 TDI 16V	BKD	01.05 - 12.13	1968	D	103 kW	1510	98
GOLF PLUS V (5M1, 521) 2.0 TDI 16V	CBDB	01.05 - 12.13	1968	D	103 kW	1517	122
GOLF PLUS V (5M1, 521) 2.0 TDI 16V	CFHC	01.05 - 12.13	1968	D	103 kW	1517	122
GOLF PLUS V (5M1, 521) 2.0 TDI	AZV	05.05 - 12.13	1968	D	100 kW	1510	98
GOLF PLUS V (5M1, 521) 2.0 TDI	BEE	05.05 - 05.07	1968	D	96 kW	1518	125
GOLF PLUS V (5M1, 521) 2.0 TDI	BMM	12.05 - 05.11	1968	D	103 kW	1516	115








GOLF PLUS V (5M1, 521) 2.0 TDI	CBDA	05.05 - 12.13	1968	D	100 kW	1517	122
GOLF PLUS V (5M1, 521) 2.0 TDI	CBDC	01.09 - 12.13	1968	D	81 kW	1517	122
GOLF PLUS V (5M1, 521) 2.0 TDI	CFHB	05.05 - 12.13	1968	D	100 kW	1517	122
GOLF PLUS V (5M1, 521) 2.0 TDI	CLCA	01.09 - 12.13	1968	D	81 kW	1517	122
GOLF PLUS Van (521) 1.2 TSi	CBZB	11.09 - 08.14	1197	B	77 kW	1482	9
GOLF PLUS Van (521) 1.4 TSi	CAVD	01.09 - 09.12	1390	B	118 kW	1492	41
GOLF PLUS Van (521) 1.4 TSi	CAXA	01.09 - 08.14	1390	B	90 kW	1492	41
GOLF PLUS Van (521) 1.6 TDi	CAYB	02.09 - 08.14	1598	D	66 kW	1502	75
GOLF PLUS Van (521) 1.6 TDi	CAYC	02.09 - 08.14	1598	D	77 kW	1502	75
GOLF PLUS Van (521) 2.0 TDi	CFHC	11.09 - 08.14	1968	D	103 kW	1517	122
GOLF SPORTSVAN VII (AM1, AN1) 1.6 TDi	CRKA	02.14 - 07.18	1598	D	66 kW	1502	77
GOLF SPORTSVAN VII (AM1, AN1) 1.6 TDi	CRKB	02.14 - 11.16	1598	D	81 kW	1502	77
GOLF SPORTSVAN VII (AM1, AN1) 1.6 TDi	CXXA	02.14 - 07.18	1598	D	66 kW	1502	77
GOLF SPORTSVAN VII (AM1, AN1) 1.6 TDi	CXXB	02.14 - 11.16	1598	D	81 kW	1502	77
GOLF SPORTSVAN VII (AM1, AN1) 1.6 TDi	DBKA	02.14 - 11.16	1598	D	81 kW	1502	77
GOLF SPORTSVAN VII (AM1, AN1) 1.6 TDi	DDYA	11.16 - 08.20	1598	D	85 kW	1502	77
GOLF SPORTSVAN VII (AM1, AN1) 1.6 TDi	DDYB	02.14 - 07.18	1598	D	66 kW	1502	77
GOLF SPORTSVAN VII (AM1, AN1) 1.6 TDi	DGTE	11.16 - 08.20	1598	D	85 kW	1502	77
GOLF SPORTSVAN VII (AM1, AN1) 2.0 TDi	CRLB	02.14 - 08.20	1968	D	110 kW	1518	125
GOLF SPORTSVAN VII (AM1, AN1) 2.0 TDi	CRLD	05.14 - 11.17	1968	D	81 kW	1518	126
GOLF SPORTSVAN VII (AM1, AN1) 2.0 TDi	CRVA	05.14 - 11.17	1968	D	81 kW	1518	125
GOLF SPORTSVAN VII (AM1, AN1) 2.0 TDi	DCYA	02.14 - 08.20	1968	D	110 kW	1518	125
GOLF SPORTSVAN VII (AM1, AN1) 2.0 TDi	DCYB	05.14 - 11.17	1968	D	81 kW	1518	126
GOLF SPORTSVAN VII (AM1, AN1) 2.0 TDi	DFGA	02.14 - 08.20	1968	D	110 kW	1518	126
GOLF V (1K1) 1.4 16V	BCA	10.03 - 05.06	1390	B	55 kW	1488	26
GOLF V (1K1) 1.4 16V	BUD	05.06 - 11.08	1390	B	59 kW	1492	41
GOLF V (1K1) 1.4 FSi	BKG	10.03 - 07.06	1390	B	66 kW	1488	27
GOLF V (1K1) 1.4 FSi	BLN	10.03 - 07.06	1390	B	66 kW	1492	41
GOLF V (1K1) 1.4 TSi	BLG	11.05 - 11.08	1390	B	125 kW	1492	41
GOLF V (1K1) 1.4 TSi	BMY	05.06 - 11.08	1390	B	103 kW	1492	41
GOLF V (1K1) 1.4 TSi	CAXA	05.07 - 11.08	1390	B	90 kW	1492	41
GOLF V (1K1) 1.6 FSi	BAG	10.03 - 07.08	1598	B	85 kW	1488	27
GOLF V (1K1) 1.6 FSi	BLF	10.03 - 07.08	1598	B	85 kW	1492	41
GOLF V (1K1) 1.6 FSi	BLP	10.03 - 07.08	1598	B	85 kW	1492	41
GOLF V (1K1) 1.6 MultiFuel	CCSA	10.07 - 11.08	1595	B/E	75 kW	1517	120
GOLF V (1K1) 1.6	BGU	01.04 - 11.08	1595	B	75 kW	1517	120
GOLF V (1K1) 1.6	BSE	01.04 - 11.08	1595	B	75 kW	1517	120
GOLF V (1K1) 1.6	BSF	01.04 - 11.08	1595	B	75 kW	1517	120
GOLF V (1K1) 1.6	CCSA	01.04 - 11.08	1595	B	75 kW	1517	120
GOLF V (1K1) 1.9 TDi 4motion	BKC	08.04 - 11.08	1896	D	77 kW	1501	73
GOLF V (1K1) 1.9 TDi 4motion	BLS	08.04 - 11.08	1896	D	77 kW	1501	73
GOLF V (1K1) 1.9 TDi 4motion	BXE	08.04 - 11.08	1896	D	77 kW	1501	73
GOLF V (1K1) 1.9 TDi	BKC	10.03 - 11.08	1896	D	77 kW	1501	73
GOLF V (1K1) 1.9 TDi	BLS	10.03 - 11.08	1896	D	77 kW	1501	73
GOLF V (1K1) 1.9 TDi	BRU	05.04 - 11.08	1896	D	66 kW	1501	73
GOLF V (1K1) 1.9 TDi	BXE	10.03 - 11.08	1896	D	77 kW	1501	73
GOLF V (1K1) 1.9 TDi	BXF	05.04 - 11.08	1896	D	66 kW	1501	73
GOLF V (1K1) 1.9 TDi	BXJ	05.04 - 11.08	1896	D	66 kW	1501	73
GOLF V (1K1) 2.0 FSi 4motion	BLX	08.04 - 11.08	1984	B	110 kW	1521	137
GOLF V (1K1) 2.0 FSi 4motion	BVX	08.04 - 11.08	1984	B	110 kW	1521	137
GOLF V (1K1) 2.0 FSi	AXW	01.04 - 11.08	1984	B	110 kW	1521	137
GOLF V (1K1) 2.0 FSi	BLR	01.04 - 11.08	1984	B	110 kW	1521	137
GOLF V (1K1) 2.0 FSi	BLX	01.04 - 11.08	1984	B	110 kW	1521	137
GOLF V (1K1) 2.0 FSi	BLY	01.04 - 11.08	1984	B	110 kW	1521	137
GOLF V (1K1) 2.0 FSi	BVX	01.04 - 11.08	1984	B	110 kW	1521	137
GOLF V (1K1) 2.0 FSi	BVY	01.04 - 11.08	1984	B	110 kW	1521	137
GOLF V (1K1) 2.0 FSi	BVZ	01.04 - 11.08	1984	B	110 kW	1521	137
GOLF V (1K1) 2.0 GTI	AXX	10.04 - 02.09	1984	B	147 kW	1521	137
GOLF V (1K1) 2.0 GTI	BPY	10.04 - 02.09	1984	B	147 kW	1523	148
GOLF V (1K1) 2.0 GTI	BWA	10.04 - 02.09	1984	B	147 kW	1521	137
GOLF V (1K1) 2.0 GTI	BYD	09.06 - 02.09	1984	B	169 kW	1523	149
GOLF V (1K1) 2.0 GTI	CAWB	10.04 - 02.09	1984	B	147 kW	1519	132








			ccm		kw		1 POS
GOLF V (1K1) 2.0 GTI	CBFA	10.04 - 02.09	1984	B	147 kW	1521	138
GOLF V (1K1) 2.0 GTI	CCTA	10.04 - 02.09	1984	B	147 kW	1521	138
GOLF V (1K1) 2.0 SDI	BDK	01.04 - 11.08	1968	D	55 kW	1517	121
GOLF V (1K1) 2.0 TDI 16V 4motion	BKD	08.04 - 11.08	1968	D	103 kW	1510	98
GOLF V (1K1) 2.0 TDI 16V	BKD	10.03 - 11.08	1968	D	103 kW	1510	98
GOLF V (1K1) 2.0 TDI 4motion	BMM	01.07 - 11.08	1968	D	103 kW	1516	115
GOLF V (1K1) 2.0 TDI	AZV	10.03 - 11.08	1968	D	100 kW	1510	98
GOLF V (1K1) 2.0 TDI	BMM	12.04 - 11.08	1968	D	103 kW	1516	115
GOLF V (1K1) 2.0 TDI	BMN	11.05 - 11.08	1968	D	125 kW	1510	98
GOLF V (1K1) 2.0	BEV	01.05 - 11.08	1984	B	85 kW	1523	145
GOLF V (1K1) 2.0	BHY	01.05 - 11.08	1984	B	85 kW	1520	136
GOLF V Variant (1K5) 1.4 TSI	BLG	06.07 - 07.09	1390	B	125 kW	1492	41
GOLF V Variant (1K5) 1.4 TSI	BMV	06.07 - 07.09	1390	B	103 kW	1492	41
GOLF V Variant (1K5) 1.4 TSI	CAVD	07.08 - 07.09	1390	B	118 kW	1492	41
GOLF V Variant (1K5) 1.4 TSI	CAXA	01.07 - 07.09	1390	B	90 kW	1492	41
GOLF V Variant (1K5) 1.4	BUD	06.07 - 07.09	1390	B	59 kW	1492	41
GOLF V Variant (1K5) 1.6 MultiFuel	CCSA	11.07 - 07.09	1595	B/E	75 kW	1517	120
GOLF V Variant (1K5) 1.6	BGU	06.07 - 07.09	1595	B	75 kW	1517	120
GOLF V Variant (1K5) 1.6	BSE	06.07 - 07.09	1595	B	75 kW	1517	120
GOLF V Variant (1K5) 1.6	BSF	06.07 - 07.09	1595	B	75 kW	1517	120
GOLF V Variant (1K5) 1.6	CCSA	06.07 - 07.09	1595	B	75 kW	1517	120
GOLF V Variant (1K5) 1.9 TDI 4motion	BLS	01.08 - 07.09	1896	D	77 kW	1501	73
GOLF V Variant (1K5) 1.9 TDI	BLS	06.07 - 07.09	1896	D	77 kW	1501	73
GOLF V Variant (1K5) 1.9 TDI	BXE	06.07 - 07.09	1896	D	77 kW	1501	73
GOLF V Variant (1K5) 2.0 TDI 16V	BKD	06.07 - 07.09	1968	D	103 kW	1510	98
GOLF V Variant (1K5) 2.0 TDI 16V	CBDB	06.07 - 07.09	1968	D	103 kW	1517	122
GOLF V Variant (1K5) 2.0 TDI	AZV	06.07 - 07.09	1968	D	100 kW	1510	98
GOLF V Variant (1K5) 2.0 TDI	BMM	06.07 - 07.09	1968	D	103 kW	1516	115
GOLF V Variant (1K5) 2.0 TDI	CBDA	06.07 - 07.09	1968	D	100 kW	1517	122
GOLF V Variant (1K5) 2.0 TFSI	BWA	06.07 - 07.09	1984	B	147 kW	1521	137
GOLF V Variant (1K5) 2.0 TFSI	CAWB	06.07 - 07.09	1984	B	147 kW	1519	132
GOLF V Variant (1K5) 2.0 TFSI	CBFA	06.07 - 07.09	1984	B	147 kW	1521	138
GOLF V Variant (1K5) 2.0 TFSI	CCTA	06.07 - 07.09	1984	B	147 kW	1521	138
GOLF VAN IV Variant (1J5) 1.4	AXP	05.00 - 06.06	1390	B	55 kW	1490	33
GOLF VAN IV Variant (1J5) 1.4	BCA	05.00 - 06.06	1390	B	55 kW	1488	26
GOLF VAN IV Variant (1J5) 1.6	AUS	05.00 - 06.06	1598	B	77 kW	1489	31
GOLF VAN IV Variant (1J5) 1.6	AZD	05.00 - 06.06	1598	B	77 kW	1489	31
GOLF VAN IV Variant (1J5) 1.6	BCB	05.00 - 06.06	1598	B	77 kW	1489	31
GOLF VAN IV Variant (1J5) 1.9 SDI	AQM	05.99 - 05.06	1896	D	50 kW	1499	65
GOLF VAN IV Variant (1J5) 1.9 TDI	AGR	05.99 - 05.06	1896	D	66 kW	1499	66
GOLF VAN IV Variant (1J5) 1.9 TDI	AHF	05.99 - 05.06	1896	D	81 kW	1497	58
GOLF VAN IV Variant (1J5) 1.9 TDI	AJM	05.99 - 04.02	1896	D	85 kW	1501	71
GOLF VAN IV Variant (1J5) 1.9 TDI	ALH	05.99 - 05.06	1896	D	66 kW	1499	66
GOLF VAN IV Variant (1J5) 1.9 TDI	ASV	05.99 - 05.06	1896	D	81 kW	1498	62
GOLF VAN IV Variant (1J5) 1.9 TDI	ASZ	04.01 - 05.06	1896	D	96 kW	1501	72
GOLF VAN IV Variant (1J5) 1.9 TDI	ATD	02.00 - 06.06	1896	D	74 kW	1501	71
GOLF VAN IV Variant (1J5) 1.9 TDI	AXR	02.00 - 06.06	1896	D	74 kW	1501	73
GOLF VAN VI Variant (AJ5) 1.2 TSi	CBZB	09.09 - 05.14	1197	B	77 kW	1482	9
GOLF VAN VI Variant (AJ5) 1.4 TSi	CAVD	07.09 - 10.12	1390	B	118 kW	1492	41
GOLF VAN VI Variant (AJ5) 1.4 TSi	CAXA	07.09 - 05.14	1390	B	90 kW	1492	41
GOLF VAN VI Variant (AJ5) 1.6 TDi BlueMotion	CAYC	07.09 - 05.14	1598	D	77 kW	1502	75
GOLF VAN VI Variant (AJ5) 1.6 TDi	CAYB	12.09 - 10.12	1598	D	66 kW	1502	75
GOLF VAN VI Variant (AJ5) 2.0 TDi	CBDB	07.09 - 05.14	1968	D	103 kW	1517	122
GOLF VAN VI Variant (AJ5) 2.0 TDi	CFHC	07.09 - 05.14	1968	D	103 kW	1517	122
GOLF VAN VII Variant (BA5) 1.6 TDi BlueMotion 4motion	CLHA	05.13 - 03.17	1598	D	77 kW	1502	77
GOLF VAN VII Variant (BA5) 1.6 TDi BlueMotion	CLHA	05.13 - 03.17	1598	D	77 kW	1502	77
GOLF VAN VII Variant (BA5) 1.6 TDi BlueMotion	CLHB	05.13 - 03.17	1598	D	66 kW	1502	77
GOLF VAN VII Variant (BA5) 1.6 TDi BlueMotion	CRKA	05.13 - 03.17	1598	D	66 kW	1502	77
GOLF VAN VII Variant (BA5) 1.6 TDi BlueMotion	CRKB	05.13 - 03.17	1598	D	81 kW	1502	77
GOLF VAN VII Variant (BA5) 1.6 TDi BlueMotion	CXXA	05.13 - 03.17	1598	D	66 kW	1502	77
GOLF VAN VII Variant (BA5) 2.0 TDi BlueMotion 4motion	CRBC	04.13 - 03.17	1968	D	110 kW	1518	125
GOLF VAN VII Variant (BA5) 2.0 TDi BlueMotion 4motion	CRLB	04.13 - 03.17	1968	D	110 kW	1518	125



GOLF VAN VII Variant (BA5) 2.0 TDi BlueMotion	CRBC	04.13 - 03.17	1968	D	110 kW	1518	125
GOLF VAN VII Variant (BA5) 2.0 TDi BlueMotion	CRLB	04.13 - 03.17	1968	D	110 kW	1518	125
GOLF VI (5K1) 1.2 TSI	CBZA	05.10 - 11.12	1197	B	63 kW	1482	9
GOLF VI (5K1) 1.2 TSI	CBZB	11.08 - 11.12	1197	B	77 kW	1482	9
GOLF VI (5K1) 1.4 TSI	CAVD	10.08 - 12.13	1390	B	118 kW	1492	41
GOLF VI (5K1) 1.4 TSI	CAXA	10.08 - 11.12	1390	B	90 kW	1492	41
GOLF VI (5K1) 1.4 TSI	CNWA	10.08 - 12.13	1390	B	118 kW	1492	41
GOLF VI (5K1) 1.4 TSI	CTHD	10.08 - 12.13	1390	B	118 kW	1492	41
GOLF VI (5K1) 1.4 TSI	CTKA	10.08 - 12.13	1390	B	118 kW	1492	41
GOLF VI (5K1) 1.4	CGGA	10.08 - 11.12	1390	B	59 kW	1492	41
GOLF VI (5K1) 1.6 BiFuel	CHGA	03.09 - 11.12	1595	B/G	75 kW	1517	120
GOLF VI (5K1) 1.6 MultiFuel	CCSA	10.08 - 11.12	1595	B/E	75 kW	1517	120
GOLF VI (5K1) 1.6 MultiFuel	CMXA	10.08 - 11.12	1595	B/E	75 kW	1517	120
GOLF VI (5K1) 1.6 TDI	CAYB	02.09 - 11.12	1598	D	66 kW	1502	75
GOLF VI (5K1) 1.6 TDI	CAYC	02.09 - 11.12	1598	D	77 kW	1502	75
GOLF VI (5K1) 1.6	BSE	10.08 - 11.12	1595	B	75 kW	1517	120
GOLF VI (5K1) 1.6	BSF	10.08 - 11.12	1595	B	75 kW	1517	120
GOLF VI (5K1) 1.6	CCSA	10.08 - 11.12	1595	B	75 kW	1517	120
GOLF VI (5K1) 1.6	CMXA	10.08 - 11.12	1595	B	75 kW	1517	120
GOLF VI (5K1) 1.8 TSI	CDAA	06.09 - 01.11	1798	B	118 kW	1519	131
GOLF VI (5K1) 2.0 GTI	CBFA	01.10 - 02.14	1984	B	149 kW	1521	138
GOLF VI (5K1) 2.0 GTI	CCTA	01.10 - 02.14	1984	B	149 kW	1521	138
GOLF VI (5K1) 2.0 GTi	CBFA	10.08 - 11.13	1984	B	147 kW	1521	138
GOLF VI (5K1) 2.0 GTi	CCTA	10.08 - 11.13	1984	B	147 kW	1521	138
GOLF VI (5K1) 2.0 GTi	CCZA	10.08 - 11.13	1984	B	147 kW	1521	138
GOLF VI (5K1) 2.0 GTi	CCZB	04.09 - 11.13	1984	B	155 kW	1520	135
GOLF VI (5K1) 2.0 GTi	CDLG	05.11 - 11.12	1984	B	173 kW	1523	149
GOLF VI (5K1) 2.0 R 4motion	CDLA	11.09 - 05.11	1984	B	195 kW	1523	149
GOLF VI (5K1) 2.0 R 4motion	CDLC	11.09 - 11.13	1984	B	188 kW	1523	149
GOLF VI (5K1) 2.0 R 4motion	CDLF	01.09 - 01.13	1984	B	199 kW	1523	149
GOLF VI (5K1) 2.0 R 4motion	CRZA	11.09 - 11.13	1984	B	188 kW	1523	149
GOLF VI (5K1) 2.0 TDI 4motion	CBAB	05.09 - 11.12	1968	D	103 kW	1517	122
GOLF VI (5K1) 2.0 TDI 4motion	CFFB	05.09 - 11.12	1968	D	103 kW	1517	122
GOLF VI (5K1) 2.0 TDI	CBAA	10.08 - 11.12	1968	D	100 kW	1517	122
GOLF VI (5K1) 2.0 TDI	CBAB	10.08 - 12.14	1968	D	103 kW	1517	122
GOLF VI (5K1) 2.0 TDI	CBBB	04.09 - 11.12	1968	D	125 kW	1517	122
GOLF VI (5K1) 2.0 TDI	CBDC	10.08 - 11.12	1968	D	81 kW	1517	122
GOLF VI (5K1) 2.0 TDI	CFFA	10.08 - 11.12	1968	D	100 kW	1517	122
GOLF VI (5K1) 2.0 TDI	CFFB	10.08 - 12.14	1968	D	103 kW	1517	122
GOLF VI (5K1) 2.0 TDI	CFGB	04.09 - 11.12	1968	D	125 kW	1517	122
GOLF VI (5K1) 2.0 TDI	CJAA	10.08 - 12.14	1968	D	103 kW	1517	122
GOLF VI (5K1) 2.0 TDI	CLCA	10.08 - 11.12	1968	D	81 kW	1517	122
GOLF VI (5K1) 2.0 TFSI 4motion	CRZA	09.11 - 11.13	1984	B	191 kW	1523	149
GOLF VI (5K1) 2.0	BEV	09.09 - 12.10	1984	B	86 kW	1523	145
GOLF VI Cabriolet (517) 1.2 TSI	CBZB	03.11 - 05.16	1197	B	77 kW	1482	9
GOLF VI Cabriolet (517) 1.4 TSI	CAVD	03.11 - 05.16	1390	B	118 kW	1492	41
GOLF VI Cabriolet (517) 1.4 TSI	CAXA	11.11 - 05.16	1390	B	90 kW	1492	41
GOLF VI Cabriolet (517) 1.4 TSI	CNWA	03.11 - 05.16	1390	B	118 kW	1492	41
GOLF VI Cabriolet (517) 1.4 TSI	CTHD	03.11 - 05.16	1390	B	118 kW	1492	41
GOLF VI Cabriolet (517) 1.4 TSI	CTKA	03.11 - 05.16	1390	B	118 kW	1492	41
GOLF VI Cabriolet (517) 1.6 TDI	CAYC	03.11 - 05.16	1598	D	77 kW	1502	75
GOLF VI Cabriolet (517) 2.0 GTI	CCZB	05.12 - 05.16	1984	B	155 kW	1520	135
GOLF VI Cabriolet (517) 2.0 R	CDLA	01.13 - 05.16	1984	B	195 kW	1523	149
GOLF VI Cabriolet (517) 2.0 TDI	CFHC	11.11 - 05.16	1968	D	103 kW	1517	122
GOLF VI Cabriolet (517) 2.0 TDI	CUUA	11.13 - 05.16	1968	D	81 kW	1518	125
GOLF VI Cabriolet (517) 2.0 TDI	CUUB	11.13 - 05.16	1968	D	110 kW	1518	126
GOLF VI Cabriolet (517) 2.0 TSI	CULC	11.13 - 05.16	1984	B	162 kW	1524	153
GOLF VI Van (5K1_) 1.2 TSi BlueMotion	CBZB	05.09 - 11.12	1197	B	77 kW	1482	9
GOLF VI Van (5K1_) 1.2 TSi	CBZA	05.10 - 11.12	1197	B	63 kW	1482	9
GOLF VI Van (5K1_) 1.4 TSi	CAVD	10.08 - 11.12	1390	B	118 kW	1492	41
GOLF VI Van (5K1_) 1.6 TDi BlueMotion	CAYC	05.09 - 11.12	1598	D	77 kW	1502	75
GOLF VI Van (5K1_) 1.6 TDi	CAYB	02.09 - 11.12	1598	D	66 kW	1502	75








			ccm		kW		1 POS
GOLF VI Van (5K1_) 2.0 GTi	CCZB	02.09 - 11.12	1984	B	155 kW	1520	135
GOLF VI Van (5K1_) 2.0 TDi	CFFB	09.09 - 11.12	1968	D	103 kW	1517	122
GOLF VI Van (5K1_) 2.0 TDi	CFGB	05.10 - 11.12	1968	D	125 kW	1517	122
GOLF VI Van (5K1_) 2.0 TDi	CJAA	09.09 - 11.12	1968	D	103 kW	1517	122
GOLF VI Van (5K1_) 2.0 TSi R 4motion	CDLF	11.09 - 11.12	1984	B	199 kW	1523	149
GOLF VI Van (5K1_) TSi	CAXA	10.08 - 11.12	1390	B	90 kW	1492	41
GOLF VI Variant (AJ5) 1.2 TSi	CBZA	07.10 - 07.13	1197	B	63 kW	1482	9
GOLF VI Variant (AJ5) 1.2 TSi	CBZB	07.09 - 07.13	1197	B	77 kW	1482	9
GOLF VI Variant (AJ5) 1.4 TSi	CAVD	07.09 - 07.13	1390	B	118 kW	1492	41
GOLF VI Variant (AJ5) 1.4 TSi	CAXA	07.09 - 07.13	1390	B	90 kW	1492	41
GOLF VI Variant (AJ5) 1.4 TSi	CNWA	07.09 - 07.13	1390	B	118 kW	1492	41
GOLF VI Variant (AJ5) 1.4 TSi	CTHD	07.09 - 07.13	1390	B	118 kW	1492	41
GOLF VI Variant (AJ5) 1.4 TSi	CTKA	07.09 - 07.13	1390	B	118 kW	1492	41
GOLF VI Variant (AJ5) 1.4	BUD	07.09 - 07.13	1390	B	59 kW	1492	41
GOLF VI Variant (AJ5) 1.4	CGGA	07.09 - 07.13	1390	B	59 kW	1492	41
GOLF VI Variant (AJ5) 1.6 BiFuel	BSF	07.09 - 12.10	1595	B/G	75 kW	1517	120
GOLF VI Variant (AJ5) 1.6 MultiFuel	CCSA	07.10 - 07.13	1595	B/E	75 kW	1517	120
GOLF VI Variant (AJ5) 1.6 MultiFuel	CMXA	07.10 - 07.13	1595	B/E	75 kW	1517	120
GOLF VI Variant (AJ5) 1.6 TDI 4motion	CAYC	07.09 - 07.13	1598	D	77 kW	1502	75
GOLF VI Variant (AJ5) 1.6 TDI	CAYB	12.09 - 07.13	1598	D	66 kW	1502	75
GOLF VI Variant (AJ5) 1.6 TDI	CAYC	07.09 - 07.13	1598	D	77 kW	1502	75
GOLF VI Variant (AJ5) 1.6	BSE	07.09 - 07.13	1595	B	75 kW	1517	120
GOLF VI Variant (AJ5) 1.6	BSF	07.09 - 07.13	1595	B	75 kW	1517	120
GOLF VI Variant (AJ5) 1.6	CCSA	07.09 - 07.13	1595	B	75 kW	1517	120
GOLF VI Variant (AJ5) 1.6	CMXA	07.09 - 07.13	1595	B	75 kW	1517	120
GOLF VI Variant (AJ5) 2.0 TDI	CBDA	07.09 - 07.13	1968	D	100 kW	1517	122
GOLF VI Variant (AJ5) 2.0 TDI	CBDB	07.09 - 05.14	1968	D	103 kW	1517	122
GOLF VI Variant (AJ5) 2.0 TDI	CFHB	07.09 - 07.13	1968	D	100 kW	1517	122
GOLF VI Variant (AJ5) 2.0 TDI	CFHC	07.09 - 05.14	1968	D	103 kW	1517	122
GOLF VI Variant (AJ5) 2.0 TDI	CJAA	07.09 - 05.14	1968	D	103 kW	1517	122
GOLF VI Variant (AJ5) 2.0 TDI	CLCA	01.10 - 07.13	1968	D	81 kW	1517	122
GOLF VI Variant (AJ5) 2.0 TDI	CLCB	07.09 - 05.14	1968	D	103 kW	1517	122
GOLF VI Variant (AJ5) 2.0 TFSI	CCZA	07.09 - 07.13	1984	B	147 kW	1521	138
GOLF VI Variant (AJ5) 2.0	CBPA	01.11 - 07.14	1984	B	85 kW	1520	134
GOLF VII (5G1, BQ1, BE1, BE2) 1.6 SRE Flex	CNXA	10.15 - 10.17	1598	B/E	88 kW	1493	49
GOLF VII (5G1, BQ1, BE1, BE2) 1.6 TDI 4motion	CLHA	11.12 - 03.17	1598	D	77 kW	1502	77
GOLF VII (5G1, BQ1, BE1, BE2) 1.6 TDI 4motion	CRKB	01.13 - 03.17	1598	D	81 kW	1502	77
GOLF VII (5G1, BQ1, BE1, BE2) 1.6 TDI 4motion	CXXB	01.13 - 03.17	1598	D	81 kW	1502	77
GOLF VII (5G1, BQ1, BE1, BE2) 1.6 TDI	CLHA	08.12 - 03.17	1598	D	77 kW	1502	77
GOLF VII (5G1, BQ1, BE1, BE2) 1.6 TDI	CLHB	04.13 - 07.18	1598	D	66 kW	1502	77
GOLF VII (5G1, BQ1, BE1, BE2) 1.6 TDI	CRKA	04.13 - 07.18	1598	D	66 kW	1502	77
GOLF VII (5G1, BQ1, BE1, BE2) 1.6 TDI	CRKB	01.13 - 03.17	1598	D	81 kW	1502	77
GOLF VII (5G1, BQ1, BE1, BE2) 1.6 TDI	CXXA	04.13 - 07.18	1598	D	66 kW	1502	77
GOLF VII (5G1, BQ1, BE1, BE2) 1.6 TDI	CXXB	01.13 - 03.17	1598	D	81 kW	1502	77
GOLF VII (5G1, BQ1, BE1, BE2) 1.6 TDI	DBKA	01.13 - 03.17	1598	D	81 kW	1502	77
GOLF VII (5G1, BQ1, BE1, BE2) 1.6 TDI	DDYA	11.16 - 08.20	1598	D	85 kW	1502	77
GOLF VII (5G1, BQ1, BE1, BE2) 1.6 TDI	DDYB	04.13 - 07.18	1598	D	66 kW	1502	77
GOLF VII (5G1, BQ1, BE1, BE2) 1.6 TDI	DGTE	11.16 - 08.20	1598	D	85 kW	1502	77
GOLF VII (5G1, BQ1, BE1, BE2) 1.8 TSi	CNSA	07.13 - 07.17	1798	B	125 kW	1521	139
GOLF VII (5G1, BQ1, BE1, BE2) 1.8 TSi	CNSB	07.13 - 07.17	1798	B	125 kW	1521	139
GOLF VII (5G1, BQ1, BE1, BE2) 1.8 TSi	CXBA	07.13 - 07.17	1798	B	125 kW	1521	139
GOLF VII (5G1, BQ1, BE1, BE2) 1.8 TSi	CXBB	07.13 - 07.17	1798	B	125 kW	1521	139
GOLF VII (5G1, BQ1, BE1, BE2) 2.0 GTD	CRGA	11.16 - 08.20	1968	D	130 kW	1518	126
GOLF VII (5G1, BQ1, BE1, BE2) 2.0 GTD	CUNA	04.13 - 08.20	1968	D	135 kW	1518	125
GOLF VII (5G1, BQ1, BE1, BE2) 2.0 GTD	DGCA	04.13 - 08.20	1968	D	135 kW	1518	125
GOLF VII (5G1, BQ1, BE1, BE2) 2.0 GTD	DJGA	04.13 - 08.20	1968	D	135 kW	1518	126
GOLF VII (5G1, BQ1, BE1, BE2) 2.0 GTI Clubsport S	CJXG	09.16 - 03.17	1984	B	228 kW	1524	153
GOLF VII (5G1, BQ1, BE1, BE2) 2.0 GTI Clubsport	CJXE	02.16 - 03.17	1984	B	195 kW	1524	153
GOLF VII (5G1, BQ1, BE1, BE2) 2.0 GTI TCR	CJXH	11.18 - 08.20	1984	B	213 kW	1523	150
GOLF VII (5G1, BQ1, BE1, BE2) 2.0 GTI TCR	DNUC	11.18 - 08.20	1984	B	213 kW	1524	153
GOLF VII (5G1, BQ1, BE1, BE2) 2.0 GTI	CHHA	04.13 - 08.20	1984	B	169 kW	1524	153
GOLF VII (5G1, BQ1, BE1, BE2) 2.0 GTI	CHHB	04.13 - 08.20	1984	B	162 kW	1524	153








							
GOLF VII (5G1, BQ1, BE1, BE2) 2.0 GTI	CNTA	11.13 - 03.17	1984	B	155 kW	1523	150
GOLF VII (5G1, BQ1, BE1, BE2) 2.0 GTI	CNTC	04.13 - 08.20	1984	B	162 kW	1523	150
GOLF VII (5G1, BQ1, BE1, BE2) 2.0 GTI	CXCA	11.13 - 03.17	1984	B	155 kW	1524	153
GOLF VII (5G1, BQ1, BE1, BE2) 2.0 GTI	CXCB	04.13 - 08.20	1984	B	162 kW	1524	153
GOLF VII (5G1, BQ1, BE1, BE2) 2.0 GTI	CXDA	04.13 - 08.20	1984	B	162 kW	1524	153
GOLF VII (5G1, BQ1, BE1, BE2) 2.0 GTI	DKTB	03.17 - 12.20	1984	B	180 kW	1524	153
GOLF VII (5G1, BQ1, BE1, BE2) 2.0 GTI	DLBA	03.17 - 12.20	1984	B	180 kW	1524	153
GOLF VII (5G1, BQ1, BE1, BE2) 2.0 R 360S 4motion	CJXC	09.16 - 03.17	1984	B	265 kW	1524	153
GOLF VII (5G1, BQ1, BE1, BE2) 2.0 R 4motion	CJXB	11.13 - 03.17	1984	B	206 kW	1524	153
GOLF VII (5G1, BQ1, BE1, BE2) 2.0 R 4motion	CJXC	11.13 - 08.20	1984	B	221 kW	1524	153
GOLF VII (5G1, BQ1, BE1, BE2) 2.0 R 4motion	CJXD	12.16 - 12.20	1984	B	213 kW	1524	153
GOLF VII (5G1, BQ1, BE1, BE2) 2.0 R 4motion	CJXG	12.16 - 08.20	1984	B	228 kW	1524	153
GOLF VII (5G1, BQ1, BE1, BE2) 2.0 R 4motion	CYFB	11.14 - 07.19	1984	B	215 kW	1524	153
GOLF VII (5G1, BQ1, BE1, BE2) 2.0 R 4motion	DJHA	12.16 - 08.20	1984	B	228 kW	1524	153
GOLF VII (5G1, BQ1, BE1, BE2) 2.0 R 4motion	DJHB	12.16 - 12.20	1984	B	213 kW	1524	153
GOLF VII (5G1, BQ1, BE1, BE2) 2.0 R 4motion	DJJA	11.14 - 07.19	1984	B	215 kW	1524	152
GOLF VII (5G1, BQ1, BE1, BE2) 2.0 R 4motion	DLRA	11.14 - 07.19	1984	B	215 kW	1524	153
GOLF VII (5G1, BQ1, BE1, BE2) 2.0 R 4motion	DNUC	12.16 - 12.20	1984	B	213 kW	1524	153
GOLF VII (5G1, BQ1, BE1, BE2) 2.0 R 4motion	DNUE	11.13 - 08.20	1984	B	221 kW	1524	153
GOLF VII (5G1, BQ1, BE1, BE2) 2.0 TDI 4motion	CKFC	11.12 - 08.20	1968	D	110 kW	1518	125
GOLF VII (5G1, BQ1, BE1, BE2) 2.0 TDI 4motion	CRBC	11.12 - 08.20	1968	D	110 kW	1518	125
GOLF VII (5G1, BQ1, BE1, BE2) 2.0 TDI 4motion	CRLB	11.12 - 08.20	1968	D	110 kW	1518	125
GOLF VII (5G1, BQ1, BE1, BE2) 2.0 TDI 4motion	CRMB	11.12 - 08.20	1968	D	110 kW	1518	125
GOLF VII (5G1, BQ1, BE1, BE2) 2.0 TDI 4motion	DCYA	11.12 - 08.20	1968	D	110 kW	1518	125
GOLF VII (5G1, BQ1, BE1, BE2) 2.0 TDI 4motion	DFGA	11.12 - 08.20	1968	D	110 kW	1518	126
GOLF VII (5G1, BQ1, BE1, BE2) 2.0 TDI	CKFC	08.12 - 08.20	1968	D	110 kW	1518	125
GOLF VII (5G1, BQ1, BE1, BE2) 2.0 TDI	CRBB	08.12 - 08.20	1968	D	105 kW	1518	125
GOLF VII (5G1, BQ1, BE1, BE2) 2.0 TDI	CRBC	08.12 - 08.20	1968	D	110 kW	1518	125
GOLF VII (5G1, BQ1, BE1, BE2) 2.0 TDI	CRLB	08.12 - 08.20	1968	D	110 kW	1518	125
GOLF VII (5G1, BQ1, BE1, BE2) 2.0 TDI	CRMB	08.12 - 08.20	1968	D	110 kW	1518	125
GOLF VII (5G1, BQ1, BE1, BE2) 2.0 TDI	CRUA	08.12 - 08.20	1968	D	110 kW	1518	125
GOLF VII (5G1, BQ1, BE1, BE2) 2.0 TDI	CRVA	11.12 - 08.20	1968	D	81 kW	1518	125
GOLF VII (5G1, BQ1, BE1, BE2) 2.0 TDI	CRVC	08.12 - 08.20	1968	D	105 kW	1518	125
GOLF VII (5G1, BQ1, BE1, BE2) 2.0 TDI	CYKB	11.12 - 08.20	1968	D	81 kW	1518	126
GOLF VII (5G1, BQ1, BE1, BE2) 2.0 TDI	DCYA	08.12 - 08.20	1968	D	110 kW	1518	125
GOLF VII (5G1, BQ1, BE1, BE2) 2.0 TDI	DCYB	11.12 - 08.20	1968	D	81 kW	1518	126
GOLF VII (5G1, BQ1, BE1, BE2) 2.0 TDI	DEJA	08.12 - 08.20	1968	D	110 kW	1518	126
GOLF VII (5G1, BQ1, BE1, BE2) 2.0 TDI	DEJB	11.12 - 08.20	1968	D	81 kW	1518	126
GOLF VII (5G1, BQ1, BE1, BE2) 2.0 TDI	DFGA	08.12 - 08.20	1968	D	110 kW	1518	126
GOLF VII (5G1, BQ1, BE1, BE2) 2.0 TDI	DFGB	11.12 - 08.20	1968	D	81 kW	1518	126
GOLF VII Van (5G1) 1.6 TDi BlueMotion	CLHA	08.12 - 03.17	1598	D	77 kW	1502	77
GOLF VII Van (5G1) 1.6 TDi BlueMotion	CRKA	04.13 - 11.14	1598	D	66 kW	1502	77
GOLF VII Van (5G1) 1.6 TDi BlueMotion	CRKB	11.13 - 03.17	1598	D	81 kW	1502	77
GOLF VII Van (5G1) 1.6 TDi BlueMotion	CXXB	11.13 - 03.17	1598	D	81 kW	1502	77
GOLF VII Van (5G1) 2.0 GTD	CUNA	04.13 - 03.17	1968	D	135 kW	1518	125
GOLF VII Van (5G1) 2.0 GTi	CHHA	04.15 - 03.17	1984	B	169 kW	1524	153
GOLF VII Van (5G1) 2.0 GTi	CHHB	04.13 - 03.17	1984	B	162 kW	1524	153
GOLF VII Van (5G1) 2.0 TDi BlueMotion 4motion	CRBC	05.13 - 05.14	1968	D	110 kW	1518	125
GOLF VII Van (5G1) 2.0 TDi BlueMotion	CKFC	05.13 - 05.14	1968	D	110 kW	1518	125
GOLF VII Variant (BA5, BV5) 1.6 TDI 4motion	CLHA	05.13 - 03.17	1598	D	77 kW	1502	77
GOLF VII Variant (BA5, BV5) 1.6 TDI 4motion	CRKB	05.13 - 03.17	1598	D	81 kW	1502	77
GOLF VII Variant (BA5, BV5) 1.6 TDI 4motion	CXXB	05.13 - 03.17	1598	D	81 kW	1502	77
GOLF VII Variant (BA5, BV5) 1.6 TDI	CLHA	05.13 - 03.17	1598	D	77 kW	1502	77
GOLF VII Variant (BA5, BV5) 1.6 TDI	CLHB	05.13 - 07.18	1598	D	66 kW	1502	77
GOLF VII Variant (BA5, BV5) 1.6 TDI	CRKA	05.13 - 07.18	1598	D	66 kW	1502	77
GOLF VII Variant (BA5, BV5) 1.6 TDI	CRKB	05.13 - 03.17	1598	D	81 kW	1502	77
GOLF VII Variant (BA5, BV5) 1.6 TDI	CXXA	05.13 - 07.18	1598	D	66 kW	1502	77
GOLF VII Variant (BA5, BV5) 1.6 TDI	CXXB	05.13 - 03.17	1598	D	81 kW	1502	77
GOLF VII Variant (BA5, BV5) 1.6 TDI	DBKA	05.13 - 03.17	1598	D	81 kW	1502	77
GOLF VII Variant (BA5, BV5) 1.6 TDI	DDYA	11.16 - 08.20	1598	D	85 kW	1502	77
GOLF VII Variant (BA5, BV5) 1.6 TDI	DDYB	05.13 - 07.18	1598	D	66 kW	1502	77
GOLF VII Variant (BA5, BV5) 1.6 TDI	DGTE	11.16 - 08.20	1598	D	85 kW	1502	77








			ccm		kw		1 POS
GOLF VII Variant (BA5, BV5) 1.8 TSI 4motion	CJSB	11.16 - 12.20	1798	B	132 kW	1521	139
GOLF VII Variant (BA5, BV5) 1.8 TSI 4motion	CXBA	07.17	1798	B	125 kW	1521	139
GOLF VII Variant (BA5, BV5) 1.8 TSI 4motion	CXBB	07.17	1798	B	125 kW	1521	139
GOLF VII Variant (BA5, BV5) 1.8 TSI	CNSA	07.13	1798	B	125 kW	1521	139
GOLF VII Variant (BA5, BV5) 1.8 TSI	CNSB	07.13	1798	B	125 kW	1521	139
GOLF VII Variant (BA5, BV5) 1.8 TSI	CXBA	07.13	1798	B	125 kW	1521	139
GOLF VII Variant (BA5, BV5) 1.8 TSI	CXBB	07.13	1798	B	125 kW	1521	139
GOLF VII Variant (BA5, BV5) 2.0 GTD	CUNA	01.15 - 07.19	1968	D	135 kW	1518	125
GOLF VII Variant (BA5, BV5) 2.0 GTD	DGCA	01.15 - 07.19	1968	D	135 kW	1518	125
GOLF VII Variant (BA5, BV5) 2.0 GTD	DJGA	01.15 - 07.19	1968	D	135 kW	1518	126
GOLF VII Variant (BA5, BV5) 2.0 R 360S 4motion	CJXC	09.16 - 03.17	1984	B	265 kW	1524	153
GOLF VII Variant (BA5, BV5) 2.0 R 4motion	CJXB	03.15 - 03.17	1984	B	206 kW	1524	153
GOLF VII Variant (BA5, BV5) 2.0 R 4motion	CJXC	03.15 - 08.20	1984	B	221 kW	1524	153
GOLF VII Variant (BA5, BV5) 2.0 R 4motion	CJXD	12.16 - 08.20	1984	B	213 kW	1524	153
GOLF VII Variant (BA5, BV5) 2.0 R 4motion	CJXG	12.16 - 08.20	1984	B	228 kW	1524	153
GOLF VII Variant (BA5, BV5) 2.0 R 4motion	DJHA	12.16 - 08.20	1984	B	228 kW	1524	153
GOLF VII Variant (BA5, BV5) 2.0 R 4motion	DJHB	12.16 - 08.20	1984	B	213 kW	1524	153
GOLF VII Variant (BA5, BV5) 2.0 R 4motion	DNUC	12.16 - 08.20	1984	B	213 kW	1524	153
GOLF VII Variant (BA5, BV5) 2.0 R 4motion	DNUE	03.15 - 08.20	1984	B	221 kW	1524	153
GOLF VII Variant (BA5, BV5) 2.0 TDI 4motion	CRBC	04.13 - 08.20	1968	D	110 kW	1518	125
GOLF VII Variant (BA5, BV5) 2.0 TDI 4motion	CRLB	04.13 - 08.20	1968	D	110 kW	1518	125
GOLF VII Variant (BA5, BV5) 2.0 TDI 4motion	DCYA	04.13 - 08.20	1968	D	110 kW	1518	125
GOLF VII Variant (BA5, BV5) 2.0 TDI 4motion	DFGA	04.13 - 08.20	1968	D	110 kW	1518	126
GOLF VII Variant (BA5, BV5) 2.0 TDI	CKFC	04.13	1968	D	110 kW	1518	125
GOLF VII Variant (BA5, BV5) 2.0 TDI	CRBC	04.13	1968	D	110 kW	1518	125
GOLF VII Variant (BA5, BV5) 2.0 TDI	CRLB	04.13	1968	D	110 kW	1518	125
GOLF VII Variant (BA5, BV5) 2.0 TDI	CRLD	05.13 - 08.20	1968	D	81 kW	1518	126
GOLF VII Variant (BA5, BV5) 2.0 TDI	CRUA	04.13	1968	D	110 kW	1518	125
GOLF VII Variant (BA5, BV5) 2.0 TDI	CRVA	05.13 - 08.20	1968	D	81 kW	1518	125
GOLF VII Variant (BA5, BV5) 2.0 TDI	CYKB	05.13 - 08.20	1968	D	81 kW	1518	126
GOLF VII Variant (BA5, BV5) 2.0 TDI	DCYA	04.13	1968	D	110 kW	1518	125
GOLF VII Variant (BA5, BV5) 2.0 TDI	DCYB	05.13 - 08.20	1968	D	81 kW	1518	126
GOLF VII Variant (BA5, BV5) 2.0 TDI	DEJA	04.13	1968	D	110 kW	1518	126
GOLF VII Variant (BA5, BV5) 2.0 TDI	DEJB	05.13 - 08.20	1968	D	81 kW	1518	126
GOLF VII Variant (BA5, BV5) 2.0 TDI	DFGA	04.13	1968	D	110 kW	1518	126
GOLF VII Variant (BA5, BV5) 2.0 TDI	DFGB	05.13 - 08.20	1968	D	81 kW	1518	126
GOLF VIII (CD1) 2.0 GTI	DLBA	08.20	1984	B	180 kW	1524	153
GOLF Van III Variant (1H5) 1.4	ABD	05.93 - 07.95	1390	B	44 kW	1484	14
GOLF Van III Variant (1H5) 1.4	AEX	05.93 - 07.95	1390	B	44 kW	1487	21
GOLF Van III Variant (1H5) 1.8	AAM	07.93 - 02.99	1781	B	55 kW	1514	106
GOLF Van III Variant (1H5) 1.8	ABS	08.93 - 12.99	1781	B	66 kW	1513	104
GOLF Van III Variant (1H5) 1.8	ADZ	08.93 - 12.99	1781	B	66 kW	1509	93
GOLF Van III Variant (1H5) 1.9 SDI	AEY	07.95 - 02.99	1896	D	47 kW	1499	66
GOLF Van III Variant (1H5) 1.9 TDI	1Z	08.93 - 12.99	1896	D	66 kW	1499	66
GOLF Van III Variant (1H5) 1.9 TDI	AFN	05.96 - 02.99	1896	D	81 kW	1498	62
GOLF Van III Variant (1H5) 1.9 TDI	AHU	08.93 - 12.99	1896	D	66 kW	1499	66
GOLF Van III Variant (1H5) 1.9	1Y	08.93 - 02.99	1896	D	47 kW	1500	68
ILTIS (183) 1.7	WL	03.79 - 12.88	1714	B	55 kW	1504	82
JETTA CITY Stufenheck 2.0	BEV	09.06 - 12.09	1984	B	85 kW	1523	145
JETTA CITY Variant 2.0	BEV	09.06 - 12.09	1984	B	85 kW	1523	145
JETTA I (16) 1.1	FA	08.79 - 02.84	1093	B	37 kW	1482	8
JETTA I (16) 1.1	GG	08.79 - 02.84	1093	B	37 kW	1482	8
JETTA I (16) 1.3	GF	08.79 - 02.84	1272	B	44 kW	1483	12
JETTA I (16) 1.3	GS	08.82 - 02.84	1272	B	43 kW	1484	13
JETTA I (16) 1.5 D	CK	08.78 - 07.80	1471	D	37 kW	1493	45
JETTA I (16) 1.5	JB	08.78 - 02.84	1457	B	51 kW	1502	78
JETTA I (16) 1.6 D	CR	08.80 - 02.84	1588	D	40 kW	1485	16
JETTA I (16) 1.6 D	JK	08.80 - 02.84	1588	D	40 kW	1486	18
JETTA I (16) 1.6 GLI	EG	08.78 - 07.82	1588	B	81 kW	1502	78
JETTA I (16) 1.6 TD	CY	03.82 - 02.84	1588	D	51 kW	1485	17
JETTA I (16) 1.6	EJ	09.80 - 12.81	1588	B	49 kW	1502	78
JETTA I (16) 1.6	EJ	08.79 - 08.80	1588	B	61 kW	1502	78








							
JETTA I (16) 1.6	EM	08.81 - 07.83	1588	B	55 kW	1502	78
JETTA I (16) 1.6	EW	08.82 - 07.83	1595	B	55 kW	1511	99
JETTA I (16) 1.6	FR	08.78 - 02.84	1588	B	63 kW	1502	78
JETTA I (16) 1.7	EN	01.81 - 12.83	1715	B	57 kW	1502	79
JETTA I (16) 1.7	EN	08.80 - 12.87	1715	B	51 kW	1502	79
JETTA I (16) 1.8	DX	08.82 - 02.84	1781	B	82 kW	1518	127
JETTA I (16) 1.8	JH	09.83 - 02.84	1781	B	70 kW	1518	127
JETTA I (16) 1.8	JJ	08.82 - 02.84	1781	B	82 kW	1507	90
JETTA II (19E, 1G2, 165) 1.3 Cat	2G	06.87 - 12.91	1272	B	40 kW	1484	14
JETTA II (19E, 1G2, 165) 1.3 Cat	MH	06.87 - 12.91	1272	B	40 kW	1483	12
JETTA II (19E, 1G2, 165) 1.3 Cat	NZ	06.87 - 12.91	1272	B	40 kW	1484	14
JETTA II (19E, 1G2, 165) 1.3	GT	01.84 - 10.86	1272	B	43 kW	1483	12
JETTA II (19E, 1G2, 165) 1.3	HK	01.84 - 06.87	1272	B	40 kW	1483	12
JETTA II (19E, 1G2, 165) 1.3	MH	01.84 - 06.87	1272	B	40 kW	1483	12
JETTA II (19E, 1G2, 165) 1.6 D	JP	01.84 - 10.91	1588	D	40 kW	1486	18
JETTA II (19E, 1G2, 165) 1.6 D	ME	01.84 - 10.91	1588	D	40 kW	1486	19
JETTA II (19E, 1G2, 165) 1.6 TD	1V	01.90 - 12.92	1589	D	44 kW	1489	28
JETTA II (19E, 1G2, 165) 1.6 TD	JR	01.84 - 10.91	1588	D	51 kW	1496	55
JETTA II (19E, 1G2, 165) 1.6 TD	MF	01.84 - 10.91	1588	D	51 kW	1486	19
JETTA II (19E, 1G2, 165) 1.6 TD	RA	04.89 - 10.91	1588	D	59 kW	1486	19
JETTA II (19E, 1G2, 165) 1.6 TD	SB	04.89 - 10.91	1588	D	59 kW	1486	19
JETTA II (19E, 1G2, 165) 1.6	ABN	01.84 - 07.92	1595	B	55 kW	1513	104
JETTA II (19E, 1G2, 165) 1.6	EZ	01.84 - 07.92	1595	B	55 kW	1511	99
JETTA II (19E, 1G2, 165) 1.6	HM	01.84 - 07.92	1595	B	55 kW	1511	99
JETTA II (19E, 1G2, 165) 1.6	PN	10.86 - 10.91	1595	B	51 kW	1511	99
JETTA II (19E, 1G2, 165) 1.6	RF	03.86 - 10.91	1595	B	53 kW	1508	92
JETTA II (19E, 1G2, 165) 1.7	EN	08.83 - 07.85	1715	B	57 kW	1502	79
JETTA II (19E, 1G2, 165) 1.8 16V	KR	06.87 - 12.89	1781	B	102 kW	1508	92
JETTA II (19E, 1G2, 165) 1.8 16V	PL	08.86 - 10.91	1781	B	95 kW	1518	127
JETTA II (19E, 1G2, 165) 1.8 Cat	GX	08.87 - 10.91	1781	B	66 kW	1508	92
JETTA II (19E, 1G2, 165) 1.8 Cat	PF	01.87 - 12.92	1781	B	79 kW	1513	104
JETTA II (19E, 1G2, 165) 1.8 Cat	RP	08.87 - 10.91	1781	B	66 kW	1512	100
JETTA II (19E, 1G2, 165) 1.8 Syncro	1P	08.88 - 07.91	1781	B	72 kW	1513	104
JETTA II (19E, 1G2, 165) 1.8 Syncro	GU	08.87 - 12.88	1781	B	66 kW	1508	92
JETTA II (19E, 1G2, 165) 1.8 Syncro	GX	08.87 - 12.88	1781	B	66 kW	1508	92
JETTA II (19E, 1G2, 165) 1.8 Syncro	RH	08.87 - 07.88	1781	B	62 kW	1508	92
JETTA II (19E, 1G2, 165) 1.8 Syncro	RP	08.87 - 12.88	1781	B	66 kW	1512	100
JETTA II (19E, 1G2, 165) 1.8	EV	01.84 - 12.92	1781	B	82 kW	1518	127
JETTA II (19E, 1G2, 165) 1.8	GU	08.83 - 12.92	1781	B	66 kW	1508	92
JETTA II (19E, 1G2, 165) 1.8	GX	08.83 - 12.92	1781	B	66 kW	1508	92
JETTA II (19E, 1G2, 165) 1.8	GZ	01.84 - 12.92	1781	B	82 kW	1518	127
JETTA II (19E, 1G2, 165) 1.8	HT	09.84 - 12.92	1781	B	77 kW	1518	127
JETTA II (19E, 1G2, 165) 1.8	HV	08.83 - 12.92	1781	B	66 kW	1508	92
JETTA II (19E, 1G2, 165) 1.8	JH	08.84 - 07.88	1781	B	70 kW	1518	127
JETTA II (19E, 1G2, 165) 1.8	PB	01.84 - 12.92	1781	B	82 kW	1508	92
JETTA II (19E, 1G2, 165) 1.8	RD	08.85 - 10.87	1781	B	79 kW	1518	126
JETTA II (19E, 1G2, 165) 1.8	RH	08.86 - 01.90	1781	B	62 kW	1508	92
JETTA II (19E, 1G2, 165) 1.8	RV	09.84 - 12.92	1781	B	77 kW	1513	104
JETTA II (19E, 1G2, 165) 2.0	9A	08.89 - 12.92	1984	B	100 kW	1520	133
JETTA III (1K2) 1.4 TSI	BLG	07.06 - 10.10	1390	B	125 kW	1492	41
JETTA III (1K2) 1.4 TSI	BMY	07.06 - 10.10	1390	B	103 kW	1492	41
JETTA III (1K2) 1.4 TSI	CAVD	07.08 - 10.10	1390	B	118 kW	1492	41
JETTA III (1K2) 1.4 TSI	CAXA	05.07 - 10.10	1390	B	90 kW	1492	41
JETTA III (1K2) 1.6 FSI	BLF	09.05 - 10.10	1598	B	85 kW	1492	41
JETTA III (1K2) 1.6 MultiFuel	CCSA	01.08 - 10.10	1595	B/E	75 kW	1517	120
JETTA III (1K2) 1.6 TDI	CAYB	12.09 - 10.10	1598	D	66 kW	1502	75
JETTA III (1K2) 1.6 TDI	CAYC	06.09 - 10.10	1598	D	77 kW	1502	75
JETTA III (1K2) 1.6	BGU	09.04 - 12.12	1595	B	75 kW	1517	120
JETTA III (1K2) 1.6	BSE	09.04 - 12.12	1595	B	75 kW	1517	120
JETTA III (1K2) 1.6	BSF	09.04 - 12.12	1595	B	75 kW	1517	120
JETTA III (1K2) 1.6	CCSA	09.04 - 12.12	1595	B	75 kW	1517	120
JETTA III (1K2) 1.9 TDI	BKC	08.05 - 10.10	1896	D	77 kW	1501	73








			ccm		kw		1 POS
JETTA III (1K2) 1.9 TDI	BLS	08.05 - 10.10	1896	D	77 kW	1501	73
JETTA III (1K2) 1.9 TDI	BRM	08.05 - 12.10	1896	D	74 kW	1501	74
JETTA III (1K2) 1.9 TDI	BXE	08.05 - 10.10	1896	D	77 kW	1501	73
JETTA III (1K2) 2.0 FSI	BLR	08.05 - 10.10	1984	B	110 kW	1521	137
JETTA III (1K2) 2.0 FSI	BLX	08.05 - 10.10	1984	B	110 kW	1521	137
JETTA III (1K2) 2.0 FSI	BLY	08.05 - 10.10	1984	B	110 kW	1521	137
JETTA III (1K2) 2.0 FSI	BVY	08.05 - 10.10	1984	B	110 kW	1521	137
JETTA III (1K2) 2.0 FSI	BVZ	08.05 - 10.10	1984	B	110 kW	1521	137
JETTA III (1K2) 2.0 TDI 16V	BKD	08.05 - 10.10	1968	D	103 kW	1510	98
JETTA III (1K2) 2.0 TDI 16V	CBDB	08.05 - 10.10	1968	D	103 kW	1517	122
JETTA III (1K2) 2.0 TDI 16V	CBEA	08.05 - 10.10	1968	D	103 kW	1518	125
JETTA III (1K2) 2.0 TDI 16V	CJAA	08.05 - 10.10	1968	D	103 kW	1517	122
JETTA III (1K2) 2.0 TDI	AZV	09.05 - 10.10	1968	D	100 kW	1510	98
JETTA III (1K2) 2.0 TDI	BMM	10.05 - 10.10	1968	D	103 kW	1516	115
JETTA III (1K2) 2.0 TDI	BMN	10.06 - 10.10	1968	D	125 kW	1510	98
JETTA III (1K2) 2.0 TDI	CBDA	09.05 - 10.10	1968	D	100 kW	1517	122
JETTA III (1K2) 2.0 TDI	CEGA	10.06 - 10.10	1968	D	125 kW	1517	122
JETTA III (1K2) 2.0 TFSI	AXX	06.05 - 10.10	1984	B	147 kW	1521	137
JETTA III (1K2) 2.0 TFSI	BPY	06.05 - 10.10	1984	B	147 kW	1523	148
JETTA III (1K2) 2.0 TFSI	BWA	06.05 - 10.10	1984	B	147 kW	1521	137
JETTA III (1K2) 2.0 TFSI	CAWA	07.08 - 10.10	1984	B	125 kW	1519	132
JETTA III (1K2) 2.0 TFSI	CAWB	06.05 - 10.10	1984	B	147 kW	1519	132
JETTA III (1K2) 2.0 TFSI	CBFA	06.05 - 10.10	1984	B	147 kW	1521	138
JETTA III (1K2) 2.0 TFSI	CCTA	06.05 - 10.10	1984	B	147 kW	1521	138
JETTA III (1K2) 2.0 TFSI	CCZA	06.05 - 10.10	1984	B	147 kW	1521	138
JETTA III (1K2) 2.0	BEV	05.05 - 10.10	1984	B	85 kW	1523	145
JETTA III (1K2) 2.0	BHY	05.05 - 10.10	1984	B	85 kW	1520	136
JETTA IV (162, 163, AV3, AV2) 1.2 TSI	CBZB	10.10 - 12.17	1197	B	77 kW	1482	9
JETTA IV (162, 163, AV3, AV2) 1.4 TSI	CAVA	04.11	1390	B	110 kW	1492	41
JETTA IV (162, 163, AV3, AV2) 1.4 TSI	CAVD	04.11	1390	B	118 kW	1492	41
JETTA IV (162, 163, AV3, AV2) 1.4 TSI	CAXA	05.11	1390	B	90 kW	1492	41
JETTA IV (162, 163, AV3, AV2) 1.4 TSI	CMSB	05.11	1390	B	90 kW	1492	41
JETTA IV (162, 163, AV3, AV2) 1.4 TSI	CTHA	04.11	1390	B	110 kW	1492	41
JETTA IV (162, 163, AV3, AV2) 1.4 TSI	CTHD	04.11	1390	B	118 kW	1492	41
JETTA IV (162, 163, AV3, AV2) 1.6 TDI	CAYC	04.10 - 07.15	1598	D	77 kW	1502	75
JETTA IV (162, 163, AV3, AV2) 1.6	CFNA	12.11	1598	B	77 kW	1492	41
JETTA IV (162, 163, AV3, AV2) 1.6	CFNB	03.13	1598	B	63 kW	1492	41
JETTA IV (162, 163, AV3, AV2) 1.8 TSI	CPKA	07.14	1798	B	125 kW	1524	153
JETTA IV (162, 163, AV3, AV2) 1.8 TSI	CPRA	07.14	1798	B	125 kW	1524	153
JETTA IV (162, 163, AV3, AV2) 2.0 Flex	CKJA	10.10 - 12.16	1984	B/E	88 kW	1523	145
JETTA IV (162, 163, AV3, AV2) 2.0 TDI	CFFB	02.11	1968	D	103 kW	1517	122
JETTA IV (162, 163, AV3, AV2) 2.0 TDI	CFHC	02.11	1968	D	103 kW	1517	122
JETTA IV (162, 163, AV3, AV2) 2.0 TDI	CJAA	02.11	1968	D	103 kW	1517	122
JETTA IV (162, 163, AV3, AV2) 2.0 TDI	CLCA	10.10	1968	D	81 kW	1517	122
JETTA IV (162, 163, AV3, AV2) 2.0 TDI	CLCB	02.11	1968	D	103 kW	1517	122
JETTA IV (162, 163, AV3, AV2) 2.0 TDI	CUUA	10.10	1968	D	81 kW	1518	125
JETTA IV (162, 163, AV3, AV2) 2.0 TDI	CUUB	07.14	1968	D	110 kW	1518	126
JETTA IV (162, 163, AV3, AV2) 2.0 TDI	CVCA	07.14	1968	D	110 kW	1518	125
JETTA IV (162, 163, AV3, AV2) 2.0 TDI	DELA	07.14	1968	D	110 kW	1518	125
JETTA IV (162, 163, AV3, AV2) 2.0 TDI	DGMA	07.14	1968	D	110 kW	1518	125
JETTA IV (162, 163, AV3, AV2) 2.0 TFSI	CBFA	10.10	1984	B	147 kW	1521	138
JETTA IV (162, 163, AV3, AV2) 2.0 TFSI	CCTA	10.10	1984	B	147 kW	1521	138
JETTA IV (162, 163, AV3, AV2) 2.0 TFSI	CCZA	10.10	1984	B	147 kW	1521	138
JETTA IV (162, 163, AV3, AV2) 2.0 TSI	CPLA	12.12 - 12.17	1984	B	155 kW	1524	153
JETTA IV (162, 163, AV3, AV2) 2.0 TSI	CPPA	12.12 - 12.17	1984	B	155 kW	1524	153
JETTA IV (162, 163, AV3, AV2) 2.0	CBPA	01.08 - 12.17	1984	B	85 kW	1520	134
JETTA IV (162, 163, AV3, AV2) 2.0	CKJA	01.08 - 12.17	1984	B	85 kW	1523	145
LOGUS (5X1) 1.8	RM	12.92 - 05.94	1781	B	70 kW	1513	104
LOGUS (5X1) 2.0	ULA	01.94 - 09.94	1984	B	89 kW	1524	154
LT 28-35 I Bus (281-363) 2.4 D	CP	01.79 - 07.92	2383	D	55 kW	1490	35
LT 28-35 I Kasten (281-363) 2.4 D	CP	01.79 - 07.92	2383	D	55 kW	1490	35
LT 28-35 I Pritsche/Fahrgestell (281-363) 2.4 D	CP	12.78 - 02.91	2383	D	55 kW	1490	35








							
			ccm				
LT 40-55 I Kasten (291-512) 2.4 D	CP	01.79 - 07.92	2383	D	55 kW	1490	35
LT 40-55 I Pritsche/Fahrgestell (293-909) 2.4 D	CP	12.78 - 02.91	2383	D	55 kW	1490	35
LUPO I (6X1, 6E1) 1.0	AER	09.98 - 07.05	999	B	37 kW	1481	5
LUPO I (6X1, 6E1) 1.0	AHT	10.98 - 05.00	997	B	37 kW	1482	10
LUPO I (6X1, 6E1) 1.0	ALD	09.98 - 07.05	999	B	37 kW	1481	5
LUPO I (6X1, 6E1) 1.0	ALL	09.98 - 07.05	999	B	37 kW	1481	5
LUPO I (6X1, 6E1) 1.0	ANV	09.98 - 07.05	999	B	37 kW	1481	5
LUPO I (6X1, 6E1) 1.0	AUC	09.98 - 07.05	999	B	37 kW	1481	5
LUPO I (6X1, 6E1) 1.4 16V	AFK	08.99 - 07.05	1390	B	74 kW	1490	33
LUPO I (6X1, 6E1) 1.4 16V	AHW	09.98 - 07.05	1390	B	55 kW	1490	33
LUPO I (6X1, 6E1) 1.4 16V	AKQ	09.98 - 07.05	1390	B	55 kW	1490	33
LUPO I (6X1, 6E1) 1.4 16V	ANM	08.99 - 07.05	1390	B	74 kW	1487	21
LUPO I (6X1, 6E1) 1.4 16V	APE	09.98 - 07.05	1390	B	55 kW	1490	33
LUPO I (6X1, 6E1) 1.4 16V	AQQ	08.99 - 07.05	1390	B	74 kW	1490	33
LUPO I (6X1, 6E1) 1.4 16V	AUA	09.98 - 07.05	1390	B	55 kW	1490	33
LUPO I (6X1, 6E1) 1.4 16V	AUB	08.99 - 07.05	1390	B	74 kW	1490	33
LUPO I (6X1, 6E1) 1.4 16V	BBY	09.98 - 07.05	1390	B	55 kW	1490	33
LUPO I (6X1, 6E1) 1.4 FSI	ARR	02.01 - 07.05	1390	B	77 kW	1490	32
LUPO I (6X1, 6E1) 1.4 TDI	AMF	01.99 - 07.05	1422	D	55 kW	1500	70
LUPO I (6X1, 6E1) 1.4	AUD	10.00 - 07.05	1390	B	44 kW	1490	33
LUPO I (6X1, 6E1) 1.6 GTI	AVY	09.00 - 07.05	1598	B	92 kW	1489	31
LUPO I (6X1, 6E1) 1.7 SDI	AKU	09.98 - 07.05	1716	D	44 kW	1499	65
LUPO II (5Z1) 1.6	BLH	01.04 - 12.09	1598	B	74 kW	1491	37
MULTISPORTER TIVAN V (7HM, 7HN, 7HF, 7EF, 7EM, 7EN) 1.9 TDI	AXB	04.03 - 11.09	1896	D	77 kW	1501	72
NEW BEETLE (9C1, 1C1) 1.4	BCA	11.01 - 09.10	1390	B	55 kW	1488	26
NEW BEETLE (9C1, 1C1) 1.6	AWH	10.99 - 09.00	1595	B	74 kW	1510	96
NEW BEETLE (9C1, 1C1) 1.6	AYD	06.00 - 09.10	1595	B	75 kW	1517	120
NEW BEETLE (9C1, 1C1) 1.6	BFS	06.00 - 09.10	1595	B	75 kW	1517	120
NEW BEETLE (9C1, 1C1) 1.8 T	AGU	10.99 - 09.10	1781	B	110 kW	1512	101
NEW BEETLE (9C1, 1C1) 1.8 T	APH	10.99 - 09.10	1781	B	110 kW	1514	107
NEW BEETLE (9C1, 1C1) 1.8 T	AVC	10.99 - 09.10	1781	B	110 kW	1514	107
NEW BEETLE (9C1, 1C1) 1.8 T	AWP	11.01 - 06.05	1781	B	132 kW	1515	111
NEW BEETLE (9C1, 1C1) 1.8 T	AWU	10.99 - 09.10	1781	B	110 kW	1515	111
NEW BEETLE (9C1, 1C1) 1.8 T	AWV	10.99 - 09.10	1781	B	110 kW	1515	111
NEW BEETLE (9C1, 1C1) 1.8 T	BKF	10.99 - 09.10	1781	B	110 kW	1515	111
NEW BEETLE (9C1, 1C1) 1.8 T	BNU	11.01 - 06.05	1781	B	132 kW	1518	126
NEW BEETLE (9C1, 1C1) 1.9 TDI	ALH	01.98 - 12.05	1896	D	66 kW	1499	66
NEW BEETLE (9C1, 1C1) 1.9 TDI	ATD	02.01 - 09.10	1896	D	74 kW	1501	71
NEW BEETLE (9C1, 1C1) 1.9 TDI	AXR	02.01 - 09.10	1896	D	74 kW	1501	73
NEW BEETLE (9C1, 1C1) 1.9 TDI	BEW	02.01 - 09.10	1896	D	74 kW	1501	73
NEW BEETLE (9C1, 1C1) 1.9 TDI	BSW	07.05 - 09.10	1896	D	77 kW	1501	71
NEW BEETLE (9C1, 1C1) 2.0	AEG	01.98 - 09.10	1984	B	85 kW	1520	136
NEW BEETLE (9C1, 1C1) 2.0	APK	01.98 - 09.10	1984	B	85 kW	1520	136
NEW BEETLE (9C1, 1C1) 2.0	AQY	01.98 - 09.10	1984	B	85 kW	1520	136
NEW BEETLE (9C1, 1C1) 2.0	AVH	01.98 - 09.10	1984	B	85 kW	1522	142
NEW BEETLE (9C1, 1C1) 2.0	AZG	01.98 - 09.10	1984	B	85 kW	1520	134
NEW BEETLE (9C1, 1C1) 2.0	AZJ	01.98 - 09.10	1984	B	85 kW	1520	134
NEW BEETLE (9C1, 1C1) 2.0	BEJ	01.98 - 09.10	1984	B	85 kW	1523	145
NEW BEETLE (9C1, 1C1) 2.0	BEJ	01.98 - 09.10	1984	B	85 kW	1523	145
NEW BEETLE (9C1, 1C1) 2.0	BER	01.98 - 09.10	1984	B	85 kW	1523	145
NEW BEETLE (9C1, 1C1) 2.0	BEV	01.98 - 09.10	1984	B	85 kW	1523	145
NEW BEETLE (9C1, 1C1) 2.0	BHP	01.98 - 09.10	1984	B	85 kW	1523	145
NEW BEETLE (9C1, 1C1) 2.0	BHP	01.98 - 09.10	1984	B	85 kW	1523	145
NEW BEETLE (9C1, 1C1) 2.0	CBPA	01.98 - 09.10	1984	B	85 kW	1520	134
NEW BEETLE (9C1, 1C1) 2.0	CBPA	01.98 - 09.10	1984	B	85 kW	1520	134
NEW BEETLE Cabriolet (1Y7) 1.4	BCA	01.03 - 09.10	1390	B	55 kW	1488	26
NEW BEETLE Cabriolet (1Y7) 1.6	BFS	01.03 - 09.10	1595	B	75 kW	1517	120
NEW BEETLE Cabriolet (1Y7) 1.8 T	AWU	01.03 - 09.10	1781	B	110 kW	1515	111
NEW BEETLE Cabriolet (1Y7) 1.8 T	AWV	01.03 - 09.10	1781	B	110 kW	1515	111
NEW BEETLE Cabriolet (1Y7) 1.8 T	BKF	01.03 - 09.10	1781	B	110 kW	1515	111
NEW BEETLE Cabriolet (1Y7) 1.9 TDI	ALH	09.02 - 06.04	1896	D	66 kW	1499	66
NEW BEETLE Cabriolet (1Y7) 1.9 TDI	AXR	06.03 - 09.10	1896	D	74 kW	1501	73

			ccm		kw		1 POS
NEW BEETLE Cabriolet (1Y7) 1.9 TDI	BEW	06.03 - 09.10	1896	D	74 kW	1501	73
NEW BEETLE Cabriolet (1Y7) 1.9 TDI	BSW	07.05 - 09.10	1896	D	77 kW	1501	71
NEW BEETLE Cabriolet (1Y7) 2.0	AQY	09.02 - 12.11	1984	B	85 kW	1520	136
NEW BEETLE Cabriolet (1Y7) 2.0	AZJ	09.02 - 12.11	1984	B	85 kW	1520	134
NEW BEETLE Cabriolet (1Y7) 2.0	BDC	09.02 - 12.11	1984	B	85 kW	1523	145
NEW BEETLE Cabriolet (1Y7) 2.0	BEV	09.02 - 12.11	1984	B	85 kW	1523	145
NEW BEETLE Cabriolet (1Y7) 2.0	BGD	09.02 - 12.11	1984	B	85 kW	1523	145
PARATI I Variant 1.6	FS	12.82 - 12.95	1588	B	53 kW	1504	84
PARATI I Variant 1.8 Álcool	UE	09.88 - 12.95	1781	E	75 kW	1509	95
PARATI I Variant 1.8	RM	08.91 - 07.94	1781	B	64 kW	1513	104
PARATI I Variant 1.8	RM	11.89 - 12.95	1781	B	72 kW	1513	104
PARATI I Variant Álcool	UP	06.93 - 12.95	1595	E	60 kW	1519	129
PARATI II Variant 1.0	AFR	08.97 - 09.03	999	B	51 kW	1480	2
PARATI II Variant 1.0	AZP	08.97 - 09.03	999	B	51 kW	1480	3
PARATI II Variant 1.6 Mi	UNF	05.96 - 05.02	1595	B	68 kW	1519	129
PARATI II Variant 1.6 Álcool	UPD	01.97 - 08.05	1595	E	73 kW	1519	129
PARATI II Variant 1.6	UNF	10.96 - 07.99	1595	B	65 kW	1519	129
PARATI II Variant 1.8 Álcool	UED	08.95 - 07.99	1781	E	75 kW	1519	129
PARATI II Variant 1.8	UDB	08.95 - 07.99	1781	B	72 kW	1519	129
PARATI II Variant 1.8	UDH	08.95 - 07.99	1781	B	72 kW	1518	128
PARATI II Variant 2.0 GLSI	UQD	08.95 - 09.96	1984	B	80 kW	1524	155
PARATI II Variant 2.0	UQG	10.96 - 07.99	1984	B	90 kW	1524	155
PARATI III Variant (5X5) 1.0	ASW	06.00	999	B	82 kW	1480	3
PARATI III Variant (5X5) 1.0	AZP	08.02	999	B	56 kW	1480	3
PARATI III Variant (5X5) 1.6 Álcool	UPD	08.99 - 08.05	1595	E	73 kW	1519	129
PARATI III Variant (5X5) 1.6	UNF	07.03 - 07.05	1595	B	68 kW	1519	129
PARATI III Variant (5X5) 1.6	UNF	08.99 - 08.05	1595	B	65 kW	1519	129
PARATI III Variant (5X5) 1.8 Total Flex	BNY	02.05 - 12.08	1781	B/E	78 kW	1519	129
PARATI III Variant (5X5) 1.8	UDB	08.99 - 08.05	1781	B	72 kW	1519	129
PARATI III Variant (5X5) 1.8	UDH	05.99	1781	B	73 kW	1518	128
PARATI III Variant (5X5) 1.8	UDH	08.99 - 08.05	1781	B	72 kW	1518	128
PARATI III Variant (5X5) 1.9 D	1Y	08.02	1896	D	47 kW	1500	68
PARATI III Variant (5X5) 2.0	UQG	07.03	1984	B	82 kW	1524	155
PARATI III Variant (5X5) 2.0	UQG	08.99 - 08.05	1984	B	90 kW	1524	155
PARATI IV Variant (5W5) 1.4	CNBA	12.10	1390	B	61 kW	1493	49
PASSAT ALLTRACK B7 (365) 1.8 TSI	CDAA	01.12 - 12.14	1798	B	118 kW	1519	131
PASSAT ALLTRACK B7 (365) 1.8 TSI	CDAB	01.12 - 12.14	1798	B	112 kW	1519	131
PASSAT ALLTRACK B7 (365) 2.0 TDI 4motion	CFFB	01.12 - 12.14	1968	D	103 kW	1517	122
PASSAT ALLTRACK B7 (365) 2.0 TDI 4motion	CFGB	01.12 - 12.14	1968	D	125 kW	1517	122
PASSAT ALLTRACK B7 (365) 2.0 TDI 4motion	CFGC	01.13 - 12.14	1968	D	130 kW	1518	125
PASSAT ALLTRACK B7 (365) 2.0 TDI	CFFB	01.12 - 12.14	1968	D	103 kW	1517	122
PASSAT ALLTRACK B7 (365) 2.0 TSI 4motion	CCZB	01.12 - 12.14	1984	B	155 kW	1520	135
PASSAT ALLTRACK B8 Variant (3G5, CB5) 2.0 TDI 4motion	CRLB	05.15 - 11.17	1968	D	110 kW	1518	125
PASSAT ALLTRACK B8 Variant (3G5, CB5) 2.0 TDI 4motion	CUAA	05.15	1968	D	176 kW	1518	125
PASSAT ALLTRACK B8 Variant (3G5, CB5) 2.0 TDI 4motion	CUPA	07.15	1968	D	135 kW	1518	125
PASSAT ALLTRACK B8 Variant (3G5, CB5) 2.0 TDI 4motion	DDAA	05.15	1968	D	140 kW	1518	125
PASSAT ALLTRACK B8 Variant (3G5, CB5) 2.0 TDI 4motion	DFCA	05.15	1968	D	140 kW	1518	125
PASSAT ALLTRACK B8 Variant (3G5, CB5) 2.0 TDI 4motion	DFEA	05.15 - 11.17	1968	D	110 kW	1518	125
PASSAT ALLTRACK B8 Variant (3G5, CB5) 2.0 TDI 4motion	DFGA	05.15 - 11.17	1968	D	110 kW	1518	126
PASSAT ALLTRACK B8 Variant (3G5, CB5) 2.0 TDI 4motion	DFGA	05.15 - 11.17	1968	D	110 kW	1518	126
PASSAT ALLTRACK B8 Variant (3G5, CB5) 2.0 TDI 4motion	DFHA	05.15	1968	D	140 kW	1518	126
PASSAT ALLTRACK B8 Variant (3G5, CB5) 2.0 TSI 4motion	CHHB	07.15	1984	B	162 kW	1524	153
PASSAT ALLTRACK B8 Variant (3G5, CB5) 2.0 TSI 4motion	CJXA	11.18	1984	B	206 kW	1524	153
PASSAT ALLTRACK B8 Variant (3G5, CB5) 2.0 TSI 4motion	DNUA	08.18	1984	B	200 kW	1524	153
PASSAT B1 (32) 1.3	FY	05.73 - 07.80	1272	B	40 kW	1483	12
PASSAT B1 (32) 1.3	FZ	01.78 - 07.80	1272	B	44 kW	1483	12
PASSAT B1 (32) 1.3	ZA	05.73 - 01.78	1297	B	40 kW	1484	15
PASSAT B1 (32) 1.3	ZF	05.73 - 01.78	1297	B	44 kW	1484	15
PASSAT B1 (32) 1.5 D	CK	08.77 - 07.80	1471	D	37 kW	1493	45
PASSAT B1 (32) 1.5	YJ	07.73 - 12.75	1471	B	55 kW	1496	56
PASSAT B1 (32) 1.5	ZB	07.73 - 12.75	1471	B	55 kW	1496	56
PASSAT B1 (32) 1.5	ZC	05.73 - 12.75	1471	B	63 kW	1496	56








							
PASSAT B1 (32) 1.6 D	CR	09.80 - 07.81	1588	D	40 kW	1485	16
PASSAT B1 (32) 1.6 GLI	YS	08.77 - 07.80	1588	B	81 kW	1502	78
PASSAT B1 (32) 1.6	FS	08.75 - 07.80	1588	B	53 kW	1504	84
PASSAT B1 (32) 1.6	WY	08.79 - 07.80	1588	B	55 kW	1504	84
PASSAT B1 (32) 1.6	WZ	08.79 - 07.80	1588	B	55 kW	1504	84
PASSAT B1 (32) 1.6	YG	08.75 - 11.80	1588	B	61 kW	1504	84
PASSAT B1 (32) 1.6	YH	08.75 - 11.80	1588	B	61 kW	1504	84
PASSAT B1 (32) 1.6	YK	08.75 - 11.80	1588	B	61 kW	1502	78
PASSAT B1 (32) 1.6	YP	08.75 - 07.80	1588	B	63 kW	1504	83
PASSAT B1 Stufenheck (32) 1.5 D	CK	10.79 - 12.82	1471	D	37 kW	1493	45
PASSAT B1 Stufenheck (32) 1.6	YN	05.73 - 07.77	1588	B	55 kW	1504	83
PASSAT B1 Variant (33) 1.3	FY	05.73 - 07.80	1272	B	40 kW	1483	12
PASSAT B1 Variant (33) 1.3	ZA	05.73 - 01.78	1297	B	40 kW	1484	15
PASSAT B1 Variant (33) 1.3	ZF	10.73 - 01.78	1297	B	44 kW	1484	15
PASSAT B1 Variant (33) 1.5 D	CK	02.77 - 07.80	1471	D	37 kW	1493	45
PASSAT B1 Variant (33) 1.5	YJ	10.73 - 08.75	1471	B	55 kW	1496	56
PASSAT B1 Variant (33) 1.5	ZB	10.73 - 08.75	1471	B	55 kW	1496	56
PASSAT B1 Variant (33) 1.5	ZC	10.73 - 12.75	1471	B	63 kW	1496	56
PASSAT B1 Variant (33) 1.6 D	CR	02.79 - 07.80	1588	D	40 kW	1485	16
PASSAT B1 Variant (33) 1.6 i	YS	06.78 - 07.80	1588	B	81 kW	1502	78
PASSAT B1 Variant (33) 1.6	FS	02.76 - 08.79	1588	B	53 kW	1504	84
PASSAT B1 Variant (33) 1.6	YG	08.75 - 11.80	1588	B	61 kW	1504	84
PASSAT B1 Variant (33) 1.6	YH	08.75 - 11.80	1588	B	61 kW	1504	84
PASSAT B1 Variant (33) 1.6	YK	08.75 - 11.80	1588	B	61 kW	1502	78
PASSAT B1 Variant (33) 1.6	YN	02.76 - 07.80	1588	B	55 kW	1504	83
PASSAT B1 Variant (33) 1.6	YP	08.75 - 07.80	1588	B	63 kW	1504	83
PASSAT B2 (32B) 1.3	EP	08.80 - 07.86	1297	B	44 kW	1483	11
PASSAT B2 (32B) 1.3	EU	08.80 - 07.86	1297	B	44 kW	1483	11
PASSAT B2 (32B) 1.3	FY	08.80 - 07.83	1272	B	40 kW	1483	12
PASSAT B2 (32B) 1.3	FZ	08.80 - 07.86	1272	B	44 kW	1483	12
PASSAT B2 (32B) 1.6 D	CR	08.80 - 03.88	1588	D	40 kW	1485	16
PASSAT B2 (32B) 1.6 D	JK	08.80 - 03.88	1588	D	40 kW	1486	18
PASSAT B2 (32B) 1.6 TD	CY	01.82 - 03.88	1588	D	51 kW	1485	17
PASSAT B2 (32B) 1.6 TD	RA	05.86 - 03.88	1588	D	59 kW	1486	19
PASSAT B2 (32B) 1.6	DTA	08.86 - 03.88	1595	B	51 kW	1507	90
PASSAT B2 (32B) 1.6	DT	08.80 - 03.88	1595	B	55 kW	1511	99
PASSAT B2 (32B) 1.6	PP	08.86 - 03.88	1595	B	51 kW	1508	92
PASSAT B2 (32B) 1.6	RL	02.86 - 03.88	1595	B	53 kW	1511	99
PASSAT B2 (32B) 1.6	WV	09.79 - 03.88	1588	B	55 kW	1504	83
PASSAT B2 (32B) 1.6	WY	09.79 - 03.88	1588	B	55 kW	1504	84
PASSAT B2 (32B) 1.6	YN	09.79 - 03.88	1588	B	55 kW	1504	83
PASSAT B2 (32B) 1.6	YP	01.81 - 02.83	1588	B	63 kW	1504	83
PASSAT B2 (32B) 1.7	WT	09.81 - 12.83	1715	B	58 kW	1502	78
PASSAT B2 (32B) 1.8	DS	01.83 - 03.88	1781	B	66 kW	1508	92
PASSAT B2 (32B) 1.8	DZ	12.83 - 03.88	1781	B	82 kW	1508	92
PASSAT B2 (32B) 1.8	JN	01.83 - 03.88	1781	B	66 kW	1508	92
PASSAT B2 (32B) 1.8	JV	01.83 - 03.88	1781	B	66 kW	1508	92
PASSAT B2 (32B) 1.8	RM	05.86 - 03.88	1781	B	64 kW	1513	104
PASSAT B2 (32B) 2.0	HP	08.83 - 03.88	1994	B	85 kW	1514	108
PASSAT B2 (32B) 2.0	JS	08.83 - 03.88	1994	B	85 kW	1514	108
PASSAT B2 (32B) 2.2	KV	01.85 - 03.88	2226	B	100 kW	1514	108
PASSAT B2 (32B) 2.2	KX	08.85 - 03.88	2226	B	85 kW	1514	108
PASSAT B2 (32B) 2.2	KX	08.85 - 12.86	2226	B	82 kW	1514	108
PASSAT B2 Stufenheck (32B) 1.6 D	JK	08.84 - 03.88	1588	D	40 kW	1486	18
PASSAT B2 Stufenheck (32B) 1.6 TD	CY	01.85 - 03.88	1588	D	51 kW	1485	17
PASSAT B2 Stufenheck (32B) 1.6 Álcool	UP	05.82 - 07.88	1595	E	59 kW	1519	129
PASSAT B2 Stufenheck (32B) 1.6	DTA	08.86 - 03.88	1595	B	51 kW	1507	90
PASSAT B2 Stufenheck (32B) 1.6	DT	08.84 - 03.88	1595	B	55 kW	1511	99
PASSAT B2 Stufenheck (32B) 1.6	JU	08.84 - 03.88	1595	B	55 kW	1508	91
PASSAT B2 Stufenheck (32B) 1.6	PP	08.86 - 03.88	1595	B	51 kW	1508	92
PASSAT B2 Stufenheck (32B) 1.6	RL	01.85 - 03.88	1595	B	53 kW	1511	99
PASSAT B2 Stufenheck (32B) 1.8 Álcool	UE	08.84 - 06.89	1781	E	73 kW	1509	95








			ccm		kw		1 POS
PASSAT B2 Stufenheck (32B) 1.8	DS	01.85 - 03.88	1781	B	66 kW	1508	92
PASSAT B2 Stufenheck (32B) 1.8	DS	08.84 - 06.89	1781	B	72 kW	1508	92
PASSAT B2 Stufenheck (32B) 1.8	JN	01.85 - 03.88	1781	B	66 kW	1508	92
PASSAT B2 Stufenheck (32B) 1.8	JN	08.84 - 12.85	1781	B	76 kW	1508	92
PASSAT B2 Stufenheck (32B) 1.8	RM	05.86 - 03.88	1781	B	64 kW	1513	104
PASSAT B2 Stufenheck (32B) 2.0	HP	08.84 - 07.85	1994	B	85 kW	1514	108
PASSAT B2 Stufenheck (32B) 2.0	JS	08.84 - 07.85	1994	B	85 kW	1514	108
PASSAT B2 Stufenheck (32B) 2.2	KX	01.85 - 03.88	2226	B	85 kW	1514	108
PASSAT B2 Stufenheck (32B) 2.2	KX	08.85 - 12.88	2226	B	88 kW	1514	108
PASSAT B2 Variant (33B) 1.3	EP	08.80 - 07.86	1297	B	44 kW	1483	11
PASSAT B2 Variant (33B) 1.3	EU	08.80 - 07.86	1297	B	44 kW	1483	11
PASSAT B2 Variant (33B) 1.3	FY	08.80 - 07.83	1272	B	40 kW	1483	12
PASSAT B2 Variant (33B) 1.3	FZ	08.80 - 07.86	1272	B	44 kW	1483	12
PASSAT B2 Variant (33B) 1.6 D	CR	08.80 - 03.88	1588	D	40 kW	1485	16
PASSAT B2 Variant (33B) 1.6 D	JK	08.80 - 03.88	1588	D	40 kW	1486	18
PASSAT B2 Variant (33B) 1.6 TD	CY	09.81 - 03.88	1588	D	51 kW	1485	17
PASSAT B2 Variant (33B) 1.6	DTA	08.86 - 03.88	1595	B	51 kW	1507	90
PASSAT B2 Variant (33B) 1.6	DT	08.83 - 03.88	1595	B	55 kW	1511	99
PASSAT B2 Variant (33B) 1.6	JU	08.83 - 03.88	1595	B	55 kW	1508	91
PASSAT B2 Variant (33B) 1.6	PP	08.86 - 03.88	1595	B	51 kW	1508	92
PASSAT B2 Variant (33B) 1.6	RL	02.86 - 03.88	1595	B	53 kW	1511	99
PASSAT B2 Variant (33B) 1.6	WV	08.80 - 07.83	1588	B	55 kW	1504	83
PASSAT B2 Variant (33B) 1.6	WY	08.80 - 07.83	1588	B	55 kW	1504	84
PASSAT B2 Variant (33B) 1.6	YN	08.80 - 07.83	1588	B	55 kW	1504	83
PASSAT B2 Variant (33B) 1.6	YP	01.81 - 02.83	1588	B	63 kW	1504	83
PASSAT B2 Variant (33B) 1.7	WT	09.81 - 12.83	1715	B	58 kW	1502	78
PASSAT B2 Variant (33B) 1.8 Syncro	DS	01.86 - 03.88	1781	B	66 kW	1508	92
PASSAT B2 Variant (33B) 1.8 Syncro	JN	01.86 - 03.88	1781	B	66 kW	1508	92
PASSAT B2 Variant (33B) 1.8	DS	01.83 - 03.88	1781	B	66 kW	1508	92
PASSAT B2 Variant (33B) 1.8	DZ	12.83 - 03.88	1781	B	82 kW	1508	92
PASSAT B2 Variant (33B) 1.8	JN	01.83 - 03.88	1781	B	66 kW	1508	92
PASSAT B2 Variant (33B) 1.8	JV	01.83 - 03.88	1781	B	66 kW	1508	92
PASSAT B2 Variant (33B) 1.8	RM	05.86 - 03.88	1781	B	64 kW	1513	104
PASSAT B2 Variant (33B) 2.0 Syncro	HP	05.84 - 03.88	1994	B	85 kW	1514	108
PASSAT B2 Variant (33B) 2.0 Syncro	JS	05.84 - 03.88	1994	B	85 kW	1514	108
PASSAT B2 Variant (33B) 2.0	HP	08.83 - 03.88	1994	B	85 kW	1514	108
PASSAT B2 Variant (33B) 2.0	JS	08.83 - 03.88	1994	B	85 kW	1514	108
PASSAT B2 Variant (33B) 2.2 Syncro	HY	08.84 - 07.88	2226	B	100 kW	1514	108
PASSAT B2 Variant (33B) 2.2 Syncro	JT	08.85 - 03.88	2226	B	88 kW	1514	108
PASSAT B2 Variant (33B) 2.2 Syncro	JT	09.85 - 12.88	2226	B	88 kW	1514	108
PASSAT B2 Variant (33B) 2.2 Syncro	KX	08.85 - 03.88	2226	B	88 kW	1514	108
PASSAT B2 Variant (33B) 2.2 Syncro	KX	09.85 - 12.88	2226	B	88 kW	1514	108
PASSAT B2 Variant (33B) 2.2	KV	01.85 - 03.88	2226	B	100 kW	1514	108
PASSAT B2 Variant (33B) 2.2	KX	08.85 - 03.88	2226	B	85 kW	1514	108
PASSAT B3/B4 (315, 3A5) 1.8	AAM	10.93 - 12.96	1781	B	55 kW	1514	106
PASSAT B3/B4 (315, 3A5) 1.9 TD	AAZ	10.93 - 12.96	1896	D	55 kW	1499	66
PASSAT B3/B4 (315, 3A5) 2.0 Syncro	2E	09.89 - 10.93	1984	B	85 kW	1520	133
PASSAT B3/B4 (315, 3A5) 2.0	2E	08.91 - 12.95	1984	B	85 kW	1520	133
PASSAT B3/B4 (3A2, 351) 1.6 TD	RA	08.88 - 09.93	1588	D	59 kW	1486	19
PASSAT B3/B4 (3A2, 351) 1.6 TD	SB	08.88 - 09.93	1588	D	59 kW	1486	19
PASSAT B3/B4 (3A2, 351) 1.6	1F	04.88 - 07.89	1595	B	53 kW	1513	104
PASSAT B3/B4 (3A2, 351) 1.6	1F	04.88 - 07.92	1595	B	55 kW	1513	104
PASSAT B3/B4 (3A2, 351) 1.6	ABN	04.88 - 07.92	1595	B	55 kW	1513	104
PASSAT B3/B4 (3A2, 351) 1.6	AEK	10.94 - 08.96	1595	B	74 kW	1513	104
PASSAT B3/B4 (3A2, 351) 1.6	AFT	10.94 - 08.96	1595	B	74 kW	1509	94
PASSAT B3/B4 (3A2, 351) 1.6	EZ	04.88 - 07.89	1595	B	53 kW	1511	99
PASSAT B3/B4 (3A2, 351) 1.6	EZ	04.88 - 07.92	1595	B	55 kW	1511	99
PASSAT B3/B4 (3A2, 351) 1.6	RF	04.88 - 07.89	1595	B	53 kW	1508	92
PASSAT B3/B4 (3A2, 351) 1.8 16V	KR	04.88 - 12.92	1781	B	100 kW	1508	92
PASSAT B3/B4 (3A2, 351) 1.8 G60 Syncro	PG	08.88 - 08.96	1781	B	118 kW	1518	128
PASSAT B3/B4 (3A2, 351) 1.8 G60	PG	08.91 - 10.93	1781	B	118 kW	1518	128
PASSAT B3/B4 (3A2, 351) 1.8 GL	KR	08.91 - 09.93	1781	B	102 kW	1508	92








PASSAT B3/B4 (3A2, 35I) 1.8	AAM	08.90 - 08.96	1781	B	55 kW	1514	106
PASSAT B3/B4 (3A2, 35I) 1.8	ABS	02.88 - 08.96	1781	B	66 kW	1513	104
PASSAT B3/B4 (3A2, 35I) 1.8	ADZ	02.88 - 08.96	1781	B	66 kW	1509	93
PASSAT B3/B4 (3A2, 35I) 1.8	PB	04.88 - 07.92	1781	B	82 kW	1508	92
PASSAT B3/B4 (3A2, 35I) 1.8	PF	04.88 - 07.93	1781	B	79 kW	1513	104
PASSAT B3/B4 (3A2, 35I) 1.8	RP	02.88 - 08.96	1781	B	66 kW	1512	100
PASSAT B3/B4 (3A2, 35I) 1.9 D	1Y	05.89 - 10.93	1896	D	50 kW	1500	68
PASSAT B3/B4 (3A2, 35I) 1.9 TDI	1Z	04.88 - 12.97	1896	D	66 kW	1499	66
PASSAT B3/B4 (3A2, 35I) 1.9 TDI	AFN	03.96 - 08.96	1896	D	81 kW	1498	62
PASSAT B3/B4 (3A2, 35I) 1.9 TDI	AHU	04.88 - 12.97	1896	D	66 kW	1499	66
PASSAT B3/B4 (3A2, 35I) 1.9 TD	AAZ	03.91 - 08.96	1896	D	55 kW	1499	66
PASSAT B3/B4 (3A2, 35I) 2.0 16V	9A	08.88 - 12.94	1984	B	100 kW	1520	133
PASSAT B3/B4 (3A2, 35I) 2.0 16V	ABF	01.94 - 08.96	1984	B	110 kW	1520	133
PASSAT B3/B4 (3A2, 35I) 2.0 Syncro	2E	10.90 - 08.96	1984	B	85 kW	1520	133
PASSAT B3/B4 (3A2, 35I) 2.0 Syncro	ADY	10.90 - 08.96	1984	B	85 kW	1521	140
PASSAT B3/B4 (3A2, 35I) 2.0 Syncro	AGG	10.90 - 08.96	1984	B	85 kW	1522	141
PASSAT B3/B4 (3A2, 35I) 2.0	2E	02.90 - 12.97	1984	B	85 kW	1520	133
PASSAT B3/B4 (3A2, 35I) 2.0	ABA	02.90 - 12.97	1984	B	85 kW	1524	155
PASSAT B3/B4 (3A2, 35I) 2.0	ADY	02.90 - 12.97	1984	B	85 kW	1521	140
PASSAT B3/B4 (3A2, 35I) 2.0	AEP	03.95 - 08.96	1984	B	79 kW	1521	140
PASSAT B3/B4 (3A2, 35I) 2.0	AGG	02.90 - 12.97	1984	B	85 kW	1522	141
PASSAT B3/B4 Variant (3A5, 35I) 1.6 TD	RA	08.88 - 10.93	1588	D	59 kW	1486	19
PASSAT B3/B4 Variant (3A5, 35I) 1.6 TD	SB	08.88 - 10.93	1588	D	59 kW	1486	19
PASSAT B3/B4 Variant (3A5, 35I) 1.6	1F	04.88 - 07.89	1595	B	53 kW	1513	104
PASSAT B3/B4 Variant (3A5, 35I) 1.6	1F	04.88 - 07.91	1595	B	55 kW	1513	104
PASSAT B3/B4 Variant (3A5, 35I) 1.6	ABN	04.88 - 07.91	1595	B	55 kW	1513	104
PASSAT B3/B4 Variant (3A5, 35I) 1.6	AEK	07.94 - 12.95	1595	B	74 kW	1513	104
PASSAT B3/B4 Variant (3A5, 35I) 1.6	AFT	07.94 - 12.95	1595	B	74 kW	1509	94
PASSAT B3/B4 Variant (3A5, 35I) 1.6	EZ	04.88 - 07.89	1595	B	53 kW	1511	99
PASSAT B3/B4 Variant (3A5, 35I) 1.6	EZ	04.88 - 07.91	1595	B	55 kW	1511	99
PASSAT B3/B4 Variant (3A5, 35I) 1.6	RF	04.88 - 07.89	1595	B	53 kW	1508	92
PASSAT B3/B4 Variant (3A5, 35I) 1.8 16V	KR	04.88 - 12.89	1781	B	100 kW	1508	92
PASSAT B3/B4 Variant (3A5, 35I) 1.8 G60 Syncro	PG	08.88 - 05.97	1781	B	118 kW	1518	128
PASSAT B3/B4 Variant (3A5, 35I) 1.8	AAM	08.90 - 05.97	1781	B	55 kW	1514	106
PASSAT B3/B4 Variant (3A5, 35I) 1.8	ABS	02.88 - 05.97	1781	B	66 kW	1513	104
PASSAT B3/B4 Variant (3A5, 35I) 1.8	ADZ	02.88 - 05.97	1781	B	66 kW	1509	93
PASSAT B3/B4 Variant (3A5, 35I) 1.8	KR	08.91 - 09.93	1781	B	102 kW	1508	92
PASSAT B3/B4 Variant (3A5, 35I) 1.8	PB	04.88 - 07.92	1781	B	82 kW	1508	92
PASSAT B3/B4 Variant (3A5, 35I) 1.8	PF	04.88 - 07.90	1781	B	79 kW	1513	104
PASSAT B3/B4 Variant (3A5, 35I) 1.8	RP	02.88 - 05.97	1781	B	66 kW	1512	100
PASSAT B3/B4 Variant (3A5, 35I) 1.9 D	1Y	05.89 - 10.93	1896	D	50 kW	1500	68
PASSAT B3/B4 Variant (3A5, 35I) 1.9 TDI	1Z	10.93 - 06.97	1896	D	66 kW	1499	66
PASSAT B3/B4 Variant (3A5, 35I) 1.9 TDI	AFN	03.96 - 05.97	1896	D	81 kW	1498	62
PASSAT B3/B4 Variant (3A5, 35I) 1.9 TDI	AHU	10.93 - 06.97	1896	D	66 kW	1499	66
PASSAT B3/B4 Variant (3A5, 35I) 1.9 TD	AAZ	03.91 - 05.97	1896	D	55 kW	1499	66
PASSAT B3/B4 Variant (3A5, 35I) 2.0 16V	9A	08.88 - 09.93	1984	B	100 kW	1520	133
PASSAT B3/B4 Variant (3A5, 35I) 2.0 16V	ABF	01.94 - 05.97	1984	B	110 kW	1520	133
PASSAT B3/B4 Variant (3A5, 35I) 2.0 Syncro	2E	03.90 - 12.96	1984	B	85 kW	1520	133
PASSAT B3/B4 Variant (3A5, 35I) 2.0 Syncro	ADY	03.90 - 12.96	1984	B	85 kW	1521	140
PASSAT B3/B4 Variant (3A5, 35I) 2.0 Syncro	AGG	03.90 - 12.96	1984	B	85 kW	1522	141
PASSAT B3/B4 Variant (3A5, 35I) 2.0	2E	02.90 - 05.97	1984	B	85 kW	1520	133
PASSAT B3/B4 Variant (3A5, 35I) 2.0	2E	10.93 - 06.97	1984	B	85 kW	1520	133
PASSAT B3/B4 Variant (3A5, 35I) 2.0	ADY	02.90 - 05.97	1984	B	85 kW	1521	140
PASSAT B3/B4 Variant (3A5, 35I) 2.0	ADY	10.93 - 06.97	1984	B	85 kW	1521	140
PASSAT B3/B4 Variant (3A5, 35I) 2.0	AEP	03.95 - 08.96	1984	B	79 kW	1521	140
PASSAT B3/B4 Variant (3A5, 35I) 2.0	AGG	02.90 - 05.97	1984	B	85 kW	1522	141
PASSAT B3/B4 Variant (3A5, 35I) 2.0	AGG	10.93 - 06.97	1984	B	85 kW	1522	141
PASSAT B5 (3B2) 1.6	ADP	10.96 - 11.00	1595	B	74 kW	1513	104
PASSAT B5 (3B2) 1.6	AHL	10.96 - 11.00	1595	B	74 kW	1506	87
PASSAT B5 (3B2) 1.6	ANA	10.96 - 11.00	1595	B	74 kW	1517	120
PASSAT B5 (3B2) 1.6	ARM	10.96 - 11.00	1595	B	74 kW	1507	89
PASSAT B5 (3B2) 1.8 Syncro/4motion	ADR	12.96 - 08.00	1781	B	92 kW	1512	100

			ccm		kw		1 POS
PASSAT B5 (3B2) 1.8 Syncro/4motion	APT	12.96 - 08.00	1781	B	92 kW	1515	110
PASSAT B5 (3B2) 1.8 Syncro/4motion	ARG	12.96 - 08.00	1781	B	92 kW	1515	110
PASSAT B5 (3B2) 1.8 T	AEB	10.96 - 10.01	1781	B	110 kW	1508	91
PASSAT B5 (3B2) 1.8 T	ANB	10.96 - 10.01	1781	B	110 kW	1515	110
PASSAT B5 (3B2) 1.8 T	APU	10.96 - 10.01	1781	B	110 kW	1513	102
PASSAT B5 (3B2) 1.8 T	ATW	10.96 - 10.01	1781	B	110 kW	1519	129
PASSAT B5 (3B2) 1.8	ADR	10.96 - 10.01	1781	B	92 kW	1512	100
PASSAT B5 (3B2) 1.8	AFY	01.97 - 11.00	1781	B	85 kW	1505	85
PASSAT B5 (3B2) 1.8	APT	10.96 - 10.01	1781	B	92 kW	1515	110
PASSAT B5 (3B2) 1.8	ARG	10.96 - 10.01	1781	B	92 kW	1515	110
PASSAT B5 (3B2) 1.9 TDI 4motion	ATJ	08.99 - 11.00	1896	D	85 kW	1501	71
PASSAT B5 (3B2) 1.9 TDI Syncro/4motion	AFN	06.97 - 08.00	1896	D	81 kW	1498	62
PASSAT B5 (3B2) 1.9 TDI Syncro/4motion	AVG	06.97 - 08.00	1896	D	81 kW	1498	62
PASSAT B5 (3B2) 1.9 TDI	AFN	10.96 - 10.01	1896	D	81 kW	1498	62
PASSAT B5 (3B2) 1.9 TDI	AHH	10.96 - 11.00	1896	D	66 kW	1499	66
PASSAT B5 (3B2) 1.9 TDI	AHU	10.96 - 11.00	1896	D	66 kW	1499	66
PASSAT B5 (3B2) 1.9 TDI	AJM	08.98 - 11.00	1896	D	85 kW	1501	71
PASSAT B5 (3B2) 1.9 TDI	ATJ	08.98 - 11.00	1896	D	85 kW	1501	71
PASSAT B5 (3B2) 1.9 TDI	AVB	02.00 - 11.00	1896	D	74 kW	1501	71
PASSAT B5 (3B2) 1.9 TDI	AVG	10.96 - 10.01	1896	D	81 kW	1498	62
PASSAT B5 (3B2) 2.0 4motion	ASU	04.00 - 11.00	1984	B	88 kW	1520	136
PASSAT B5 (3B2) 2.0	ASU	04.00 - 11.00	1984	B	88 kW	1520	136
PASSAT B5 (3B2) 2.0	AUZ	04.00 - 11.00	1984	B	88 kW	1520	136
PASSAT B5 Variant (3B5) 1.6	ADP	06.97 - 11.00	1595	B	74 kW	1513	104
PASSAT B5 Variant (3B5) 1.6	AHL	06.97 - 11.00	1595	B	74 kW	1506	87
PASSAT B5 Variant (3B5) 1.6	ANA	06.97 - 11.00	1595	B	74 kW	1517	120
PASSAT B5 Variant (3B5) 1.6	ARM	06.97 - 11.00	1595	B	74 kW	1507	89
PASSAT B5 Variant (3B5) 1.8 Syncro/4motion	ADR	06.97 - 11.00	1781	B	92 kW	1512	100
PASSAT B5 Variant (3B5) 1.8 Syncro/4motion	APT	06.97 - 11.00	1781	B	92 kW	1515	110
PASSAT B5 Variant (3B5) 1.8 Syncro/4motion	ARG	06.97 - 11.00	1781	B	92 kW	1515	110
PASSAT B5 Variant (3B5) 1.8 T	AEB	05.97 - 10.01	1781	B	110 kW	1508	91
PASSAT B5 Variant (3B5) 1.8 T	ANB	05.97 - 10.01	1781	B	110 kW	1515	110
PASSAT B5 Variant (3B5) 1.8 T	APU	05.97 - 10.01	1781	B	110 kW	1513	102
PASSAT B5 Variant (3B5) 1.8 T	ATW	05.97 - 10.01	1781	B	110 kW	1519	129
PASSAT B5 Variant (3B5) 1.8	ADR	05.97 - 10.01	1781	B	92 kW	1512	100
PASSAT B5 Variant (3B5) 1.8	AFY	06.97 - 11.00	1781	B	85 kW	1505	85
PASSAT B5 Variant (3B5) 1.8	APT	05.97 - 10.01	1781	B	92 kW	1515	110
PASSAT B5 Variant (3B5) 1.8	ARG	05.97 - 10.01	1781	B	92 kW	1515	110
PASSAT B5 Variant (3B5) 1.9 TDI 4motion	AJM	08.99 - 11.00	1896	D	85 kW	1501	71
PASSAT B5 Variant (3B5) 1.9 TDI 4motion	ATJ	08.99 - 11.00	1896	D	85 kW	1501	71
PASSAT B5 Variant (3B5) 1.9 TDI Syncro/4motion	AFN	06.97 - 08.00	1896	D	81 kW	1498	62
PASSAT B5 Variant (3B5) 1.9 TDI Syncro/4motion	AVG	06.97 - 08.00	1896	D	81 kW	1498	62
PASSAT B5 Variant (3B5) 1.9 TDI	AFN	06.97 - 10.01	1896	D	81 kW	1498	62
PASSAT B5 Variant (3B5) 1.9 TDI	AHH	06.97 - 11.00	1896	D	66 kW	1499	66
PASSAT B5 Variant (3B5) 1.9 TDI	AHU	06.97 - 11.00	1896	D	66 kW	1499	66
PASSAT B5 Variant (3B5) 1.9 TDI	AJM	08.98 - 11.00	1896	D	85 kW	1501	71
PASSAT B5 Variant (3B5) 1.9 TDI	ATJ	08.98 - 11.00	1896	D	85 kW	1501	71
PASSAT B5 Variant (3B5) 1.9 TDI	AVB	02.00 - 11.00	1896	D	74 kW	1501	71
PASSAT B5 Variant (3B5) 1.9 TDI	AVG	06.97 - 10.01	1896	D	81 kW	1498	62
PASSAT B5 Variant (3B5) 2.0 4motion	ASU	04.00 - 11.00	1984	B	88 kW	1520	136
PASSAT B5 Variant (3B5) 2.0 4motion	AUZ	04.00 - 11.00	1984	B	88 kW	1520	136
PASSAT B5 Variant (3B5) 2.0	ASU	04.00 - 11.00	1984	B	88 kW	1520	136
PASSAT B5 Variant (3B5) 2.0	AUZ	04.00 - 11.00	1984	B	88 kW	1520	136
PASSAT B5.5 (3B3) 1.6	ALZ	11.00 - 05.05	1595	B	75 kW	1517	120
PASSAT B5.5 (3B3) 1.8 T 20V	AWL	11.00 - 05.05	1781	B	110 kW	1515	111
PASSAT B5.5 (3B3) 1.8 T 20V	AWT	11.00 - 05.05	1781	B	110 kW	1515	111
PASSAT B5.5 (3B3) 1.8 T 4motion	AWM	09.03 - 12.05	1781	B	125 kW	1515	111
PASSAT B5.5 (3B3) 1.8 T	AWM	02.01 - 11.05	1781	B	125 kW	1515	111
PASSAT B5.5 (3B3) 1.8	AFY	11.00 - 03.05	1781	B	85 kW	1505	85
PASSAT B5.5 (3B3) 1.9 TDI 4motion	AVF	11.00 - 05.05	1896	D	96 kW	1501	72
PASSAT B5.5 (3B3) 1.9 TDI	AVB	11.00 - 05.05	1896	D	74 kW	1501	71
PASSAT B5.5 (3B3) 1.9 TDI	AVF	11.00 - 05.05	1896	D	96 kW	1501	72








							
PASSAT B5.5 (3B3) 1.9 TDI	AWX	11.00 - 05.05	1896	D	96 kW	1501	72
PASSAT B5.5 (3B3) 2.0 4motion	AZM	11.00 - 05.05	1984	B	85 kW	1520	134
PASSAT B5.5 (3B3) 2.0 TDI	BGW	09.03 - 05.05	1968	D	100 kW	1516	115
PASSAT B5.5 (3B3) 2.0 TDI	BHW	09.03 - 05.05	1968	D	100 kW	1516	115
PASSAT B5.5 (3B3) 2.0	ALT	11.01 - 05.05	1984	B	96 kW	1521	137
PASSAT B5.5 (3B3) 2.0	AZM	11.00 - 05.05	1984	B	85 kW	1520	134
PASSAT B5.5 (3B3) 2.0	BFF	11.00 - 05.05	1984	B	85 kW	1523	146
PASSAT B5.5 Variant (3B6) 1.6	ALZ	11.00 - 05.05	1595	B	75 kW	1517	120
PASSAT B5.5 Variant (3B6) 1.8 4motion	AWM	11.03 - 05.05	1781	B	125 kW	1515	111
PASSAT B5.5 Variant (3B6) 1.8 T 20V	AWT	10.00 - 05.05	1781	B	110 kW	1515	111
PASSAT B5.5 Variant (3B6) 1.8 T	AWM	09.00 - 08.05	1781	B	125 kW	1515	111
PASSAT B5.5 Variant (3B6) 1.9 TDI 4motion	AVF	11.00 - 05.05	1896	D	96 kW	1501	72
PASSAT B5.5 Variant (3B6) 1.9 TDI	AVB	11.00 - 05.05	1896	D	74 kW	1501	71
PASSAT B5.5 Variant (3B6) 1.9 TDI	AVF	11.00 - 05.05	1896	D	96 kW	1501	72
PASSAT B5.5 Variant (3B6) 1.9 TDI	AWX	11.00 - 05.05	1896	D	96 kW	1501	72
PASSAT B5.5 Variant (3B6) 2.0 4motion	AZM	11.00 - 05.05	1984	B	85 kW	1520	134
PASSAT B5.5 Variant (3B6) 2.0 TDI	BGW	09.03 - 08.05	1968	D	100 kW	1516	115
PASSAT B5.5 Variant (3B6) 2.0 TDI	BHW	09.03 - 08.05	1968	D	100 kW	1516	115
PASSAT B5.5 Variant (3B6) 2.0	ALT	11.01 - 05.05	1984	B	96 kW	1521	137
PASSAT B5.5 Variant (3B6) 2.0	AZM	11.00 - 05.05	1984	B	85 kW	1520	134
PASSAT B6 (3C2) 1.4 TSI EcoFuel	CDGA	01.09 - 07.10	1390	B/G	110 kW	1488	27
PASSAT B6 (3C2) 1.4 TSI	CAXA	05.07 - 07.10	1390	B	90 kW	1492	41
PASSAT B6 (3C2) 1.6 FSI	BLF	03.05 - 06.08	1598	B	85 kW	1492	41
PASSAT B6 (3C2) 1.6 TDI	CAYC	08.09 - 07.10	1598	D	77 kW	1502	75
PASSAT B6 (3C2) 1.6	BSE	05.05 - 07.10	1595	B	75 kW	1517	120
PASSAT B6 (3C2) 1.6	BSF	05.05 - 07.10	1595	B	75 kW	1517	120
PASSAT B6 (3C2) 1.8 TSI	BZB	05.07 - 07.10	1798	B	118 kW	1519	132
PASSAT B6 (3C2) 1.8 TSI	CDAA	05.07 - 07.10	1798	B	118 kW	1519	131
PASSAT B6 (3C2) 1.8 TSI	CDAB	11.09 - 07.10	1798	B	112 kW	1519	131
PASSAT B6 (3C2) 1.8 TSI	CGYA	11.09 - 07.10	1798	B	112 kW	1519	132
PASSAT B6 (3C2) 1.9 TDI	BKC	03.05 - 07.10	1896	D	77 kW	1501	73
PASSAT B6 (3C2) 1.9 TDI	BLS	03.05 - 07.10	1896	D	77 kW	1501	73
PASSAT B6 (3C2) 1.9 TDI	BXE	03.05 - 07.10	1896	D	77 kW	1501	73
PASSAT B6 (3C2) 2.0 BlueTDI	CBAC	01.09 - 11.10	1968	D	105 kW	1517	122
PASSAT B6 (3C2) 2.0 FSI 4motion	BLX	09.05 - 07.10	1984	B	110 kW	1521	137
PASSAT B6 (3C2) 2.0 FSI 4motion	BLY	09.05 - 07.10	1984	B	110 kW	1521	137
PASSAT B6 (3C2) 2.0 FSI 4motion	BVX	09.05 - 07.10	1984	B	110 kW	1521	137
PASSAT B6 (3C2) 2.0 FSI	BLR	03.05 - 07.10	1984	B	110 kW	1521	137
PASSAT B6 (3C2) 2.0 FSI	BLY	03.05 - 07.10	1984	B	110 kW	1521	137
PASSAT B6 (3C2) 2.0 FSI	BVY	03.05 - 07.10	1984	B	110 kW	1521	137
PASSAT B6 (3C2) 2.0 FSI	BVZ	03.05 - 07.10	1984	B	110 kW	1521	137
PASSAT B6 (3C2) 2.0 FSI	CCTB	08.07 - 07.10	1984	B	125 kW	1519	132
PASSAT B6 (3C2) 2.0 TDI 16V 4motion	BKP	03.05 - 08.10	1968	D	103 kW	1510	98
PASSAT B6 (3C2) 2.0 TDI 16V 4motion	CBAB	03.05 - 08.10	1968	D	103 kW	1517	122
PASSAT B6 (3C2) 2.0 TDI 16V	BKP	03.05 - 12.11	1968	D	103 kW	1510	98
PASSAT B6 (3C2) 2.0 TDI 16V	CBAB	03.05 - 12.11	1968	D	103 kW	1517	122
PASSAT B6 (3C2) 2.0 TDI 4motion	BMP	03.05 - 05.09	1968	D	103 kW	1516	115
PASSAT B6 (3C2) 2.0 TDI 4motion	CBBB	05.09 - 07.10	1968	D	125 kW	1517	122
PASSAT B6 (3C2) 2.0 TDI	BMA	03.05 - 11.10	1968	D	100 kW	1510	98
PASSAT B6 (3C2) 2.0 TDI	BMP	03.05 - 05.09	1968	D	103 kW	1516	115
PASSAT B6 (3C2) 2.0 TDI	BMR	08.05 - 07.10	1968	D	125 kW	1510	98
PASSAT B6 (3C2) 2.0 TDI	BUZ	08.05 - 05.09	1968	D	120 kW	1510	98
PASSAT B6 (3C2) 2.0 TDI	BVE	08.05 - 07.06	1968	D	90 kW	1510	98
PASSAT B6 (3C2) 2.0 TDI	BWV	11.05 - 05.07	1968	D	88 kW	1510	98
PASSAT B6 (3C2) 2.0 TDI	CBAA	03.05 - 11.10	1968	D	100 kW	1517	122
PASSAT B6 (3C2) 2.0 TDI	CBBB	08.05 - 07.10	1968	D	125 kW	1517	122
PASSAT B6 (3C2) 2.0 TDI	CBDC	11.08 - 07.10	1968	D	81 kW	1517	122
PASSAT B6 (3C2) 2.0 TFSI	AXX	07.05 - 11.10	1984	B	147 kW	1521	137
PASSAT B6 (3C2) 2.0 TFSI	BPY	07.05 - 11.10	1984	B	147 kW	1523	148
PASSAT B6 (3C2) 2.0 TFSI	BWA	07.05 - 11.10	1984	B	147 kW	1521	137
PASSAT B6 (3C2) 2.0 TFSI	CAWB	07.05 - 11.10	1984	B	147 kW	1519	132
PASSAT B6 (3C2) 2.0 TFSI	CBFA	07.05 - 11.10	1984	B	147 kW	1521	138

			ccm		kw		1 POS
PASSAT B6 (3C2) 2.0 TFSI	CCTA	07.05 - 11.10	1984	B	147 kW	1521	138
PASSAT B6 (3C2) 2.0 TFSI	CCZA	07.05 - 11.10	1984	B	147 kW	1521	138
PASSAT B6 Variant (3C5) 1.4 TSI EcoFuel	CDGA	01.09 - 11.10	1390	B/G	110 kW	1488	27
PASSAT B6 Variant (3C5) 1.4 TSI	CAXA	05.07 - 11.10	1390	B	90 kW	1492	41
PASSAT B6 Variant (3C5) 1.6 FSI	BLF	08.05 - 06.08	1598	B	85 kW	1492	41
PASSAT B6 Variant (3C5) 1.6 TDI	CAYC	08.09 - 11.10	1598	D	77 kW	1502	75
PASSAT B6 Variant (3C5) 1.6	BSE	08.05 - 11.10	1595	B	75 kW	1517	120
PASSAT B6 Variant (3C5) 1.6	BSF	08.05 - 11.10	1595	B	75 kW	1517	120
PASSAT B6 Variant (3C5) 1.8 TSI	BZB	05.07 - 10.11	1798	B	118 kW	1519	132
PASSAT B6 Variant (3C5) 1.8 TSI	CDAA	05.07 - 10.11	1798	B	118 kW	1519	131
PASSAT B6 Variant (3C5) 1.8 TSI	CDAB	11.09 - 11.10	1798	B	112 kW	1519	131
PASSAT B6 Variant (3C5) 1.8 TSI	CGYA	11.09 - 11.10	1798	B	112 kW	1519	132
PASSAT B6 Variant (3C5) 1.9 TDI	BKC	08.05 - 11.10	1896	D	77 kW	1501	73
PASSAT B6 Variant (3C5) 1.9 TDI	BLS	08.05 - 11.10	1896	D	77 kW	1501	73
PASSAT B6 Variant (3C5) 1.9 TDI	BXE	08.05 - 11.10	1896	D	77 kW	1501	73
PASSAT B6 Variant (3C5) 2.0 BlueTDI	CBAC	01.09 - 11.10	1968	D	105 kW	1517	122
PASSAT B6 Variant (3C5) 2.0 FSI 4motion	BLX	09.05 - 11.10	1984	B	110 kW	1521	137
PASSAT B6 Variant (3C5) 2.0 FSI 4motion	BLY	09.05 - 11.10	1984	B	110 kW	1521	137
PASSAT B6 Variant (3C5) 2.0 FSI 4motion	BVX	09.05 - 11.10	1984	B	110 kW	1521	137
PASSAT B6 Variant (3C5) 2.0 FSI	BLR	08.05 - 11.10	1984	B	110 kW	1521	137
PASSAT B6 Variant (3C5) 2.0 FSI	BLY	08.05 - 11.10	1984	B	110 kW	1521	137
PASSAT B6 Variant (3C5) 2.0 FSI	BVY	08.05 - 11.10	1984	B	110 kW	1521	137
PASSAT B6 Variant (3C5) 2.0 FSI	BVZ	08.05 - 11.10	1984	B	110 kW	1521	137
PASSAT B6 Variant (3C5) 2.0 TDI 16V 4motion	BKP	08.05 - 11.10	1968	D	103 kW	1510	98
PASSAT B6 Variant (3C5) 2.0 TDI 16V 4motion	CBAB	08.05 - 11.10	1968	D	103 kW	1517	122
PASSAT B6 Variant (3C5) 2.0 TDI 16V	BKP	08.05 - 11.10	1968	D	103 kW	1510	98
PASSAT B6 Variant (3C5) 2.0 TDI 16V	CBAB	08.05 - 11.10	1968	D	103 kW	1517	122
PASSAT B6 Variant (3C5) 2.0 TDI 4motion	BMP	08.05 - 05.09	1968	D	103 kW	1516	115
PASSAT B6 Variant (3C5) 2.0 TDI 4motion	CBBB	05.09 - 11.10	1968	D	125 kW	1517	122
PASSAT B6 Variant (3C5) 2.0 TDI	BMA	08.05 - 11.10	1968	D	100 kW	1510	98
PASSAT B6 Variant (3C5) 2.0 TDI	BMP	08.05 - 05.09	1968	D	103 kW	1516	115
PASSAT B6 Variant (3C5) 2.0 TDI	BMR	08.05 - 11.10	1968	D	125 kW	1510	98
PASSAT B6 Variant (3C5) 2.0 TDI	BUZ	08.05 - 05.09	1968	D	120 kW	1510	98
PASSAT B6 Variant (3C5) 2.0 TDI	BVE	08.05 - 02.06	1968	D	90 kW	1510	98
PASSAT B6 Variant (3C5) 2.0 TDI	BWV	11.05 - 05.07	1968	D	88 kW	1510	98
PASSAT B6 Variant (3C5) 2.0 TDI	CBAA	08.05 - 11.10	1968	D	100 kW	1517	122
PASSAT B6 Variant (3C5) 2.0 TDI	CBBB	08.05 - 11.10	1968	D	125 kW	1517	122
PASSAT B6 Variant (3C5) 2.0 TDI	CBDC	11.08 - 11.10	1968	D	81 kW	1517	122
PASSAT B6 Variant (3C5) 2.0 TFSI	AXX	08.05 - 12.10	1984	B	147 kW	1521	137
PASSAT B6 Variant (3C5) 2.0 TFSI	BPY	08.05 - 12.10	1984	B	147 kW	1523	148
PASSAT B6 Variant (3C5) 2.0 TFSI	BWA	08.05 - 12.10	1984	B	147 kW	1521	137
PASSAT B6 Variant (3C5) 2.0 TFSI	CAWB	08.05 - 12.10	1984	B	147 kW	1519	132
PASSAT B6 Variant (3C5) 2.0 TFSI	CBFA	08.05 - 12.10	1984	B	147 kW	1521	138
PASSAT B6 Variant (3C5) 2.0 TFSI	CCTA	08.05 - 12.10	1984	B	147 kW	1521	138
PASSAT B6 Variant (3C5) 2.0 TFSI	CCZA	08.05 - 12.10	1984	B	147 kW	1521	138
PASSAT B7 (362) 1.4 TSI EcoFuel	CDGA	08.10 - 12.14	1390	B/G	110 kW	1488	27
PASSAT B7 (362) 1.4 TSI MultiFuel	CKMA	11.10 - 12.14	1390	B/E	118 kW	1488	27
PASSAT B7 (362) 1.4 TSI	CAXA	08.10 - 12.14	1390	B	90 kW	1492	41
PASSAT B7 (362) 1.4 TSI	CTHD	11.12 - 12.14	1390	B	118 kW	1492	41
PASSAT B7 (362) 1.6 TDI	CAYC	08.10 - 12.14	1598	D	77 kW	1502	75
PASSAT B7 (362) 1.8 TSI	CDAA	08.10 - 12.14	1798	B	118 kW	1519	131
PASSAT B7 (362) 1.8 TSI	CDAB	02.11 - 12.14	1798	B	112 kW	1519	131
PASSAT B7 (362) 2.0 TDI 4motion	CFFB	08.10 - 12.14	1968	D	103 kW	1517	122
PASSAT B7 (362) 2.0 TDI 4motion	CFGB	08.10 - 01.13	1968	D	125 kW	1517	122
PASSAT B7 (362) 2.0 TDI 4motion	CFGC	01.13 - 12.14	1968	D	130 kW	1518	125
PASSAT B7 (362) 2.0 TDI	CFFA	08.10 - 12.14	1968	D	100 kW	1517	122
PASSAT B7 (362) 2.0 TDI	CFFB	08.10 - 12.14	1968	D	103 kW	1517	122
PASSAT B7 (362) 2.0 TDI	CFGB	08.10 - 12.14	1968	D	125 kW	1517	122
PASSAT B7 (362) 2.0 TDI	CFGC	12.12 - 12.14	1968	D	130 kW	1518	125
PASSAT B7 (362) 2.0 TDI	CLLA	08.10 - 12.14	1968	D	125 kW	1517	122
PASSAT B7 (362) 2.0 TSI	CCZB	11.10 - 12.14	1984	B	155 kW	1520	135
PASSAT B7 (A32, A33) 1.8 TSI	CPKA	06.13	1798	B	125 kW	1524	153









PASSAT B7 (A32, A33) 1.8 TSI	CPRA	06.13	1798	B	125 kW	1524	153
PASSAT B7 (A32, A33) 2.0 TDI	CFFB	04.11 - 06.15	1968	D	103 kW	1517	122
PASSAT B7 (A32, A33) 2.0 TDI	CKRA	04.11 - 06.15	1968	D	103 kW	1517	122
PASSAT B7 (A32, A33) 2.0 TDI	CVCA	06.14	1968	D	110 kW	1518	125
PASSAT B7 (A32, A33) 2.0 TDI	DEKA	06.14	1968	D	110 kW	1518	126
PASSAT B7 (A32, A33) 2.0 TSI	DDSA	07.17	1984	B	130 kW	1523	150
PASSAT B7 Kasten/Kombi (365) 1.4 TSi BlueMotion	CAXA	08.10 - 12.14	1390	B	90 kW	1492	41
PASSAT B7 Kasten/Kombi (365) 1.6 TDi BlueMotion	CAYC	08.10 - 12.14	1598	D	77 kW	1502	75
PASSAT B7 Kasten/Kombi (365) 1.8 TFSi	CDAA	08.10 - 12.14	1798	B	118 kW	1519	131
PASSAT B7 Kasten/Kombi (365) 2.0 TDi BlueMotion	CFFB	08.10 - 12.14	1968	D	103 kW	1517	122
PASSAT B7 Kasten/Kombi (365) 2.0 TDi BlueMotion	CFGB	08.10 - 12.14	1968	D	125 kW	1517	122
PASSAT B7 Kasten/Kombi (365) 2.0 TDi BlueMotion	CLLA	08.10 - 12.14	1968	D	125 kW	1517	122
PASSAT B7 Kasten/Kombi (365) 2.0 TFSi	CCZB	11.10 - 12.14	1984	B	155 kW	1520	135
PASSAT B7 Variant (365) 1.4 TSi EcoFuel	CDGA	08.10 - 12.14	1390	B/G	110 kW	1488	27
PASSAT B7 Variant (365) 1.4 TSi MultiFuel	CKMA	11.10 - 12.14	1390	B/E	118 kW	1488	27
PASSAT B7 Variant (365) 1.4 TSI	CAXA	08.10 - 12.14	1390	B	90 kW	1492	41
PASSAT B7 Variant (365) 1.4 TSI	CTHD	11.12 - 12.14	1390	B	118 kW	1492	41
PASSAT B7 Variant (365) 1.6 TDI	CAYC	08.10 - 12.14	1598	D	77 kW	1502	75
PASSAT B7 Variant (365) 1.8 TSI	CDAA	08.10 - 12.14	1798	B	118 kW	1519	131
PASSAT B7 Variant (365) 1.8 TSI	CDAB	02.11 - 12.14	1798	B	112 kW	1519	131
PASSAT B7 Variant (365) 2.0 TDi 4motion	CFFB	08.10 - 12.14	1968	D	103 kW	1517	122
PASSAT B7 Variant (365) 2.0 TDi 4motion	CFGB	08.10 - 01.13	1968	D	125 kW	1517	122
PASSAT B7 Variant (365) 2.0 TDi 4motion	CFGC	01.13 - 12.14	1968	D	130 kW	1518	125
PASSAT B7 Variant (365) 2.0 TDI	CFFA	08.10 - 12.14	1968	D	100 kW	1517	122
PASSAT B7 Variant (365) 2.0 TDI	CFFB	08.10 - 12.14	1968	D	103 kW	1517	122
PASSAT B7 Variant (365) 2.0 TDI	CFGB	08.10 - 12.14	1968	D	125 kW	1517	122
PASSAT B7 Variant (365) 2.0 TDI	CFGC	12.12 - 12.14	1968	D	130 kW	1518	125
PASSAT B7 Variant (365) 2.0 TDI	CLLA	08.10 - 12.14	1968	D	125 kW	1517	122
PASSAT B7 Variant (365) 2.0 TSI	CCZB	11.10 - 12.15	1984	B	155 kW	1520	135
PASSAT B8 (3G2, CB2) 1.6 TDI	DCXA	08.14	1598	D	88 kW	1502	77
PASSAT B8 (3G2, CB2) 1.6 TDI	DCZA	08.14	1598	D	88 kW	1502	77
PASSAT B8 (3G2, CB2) 1.8 TSI	CJSA	02.15	1798	B	132 kW	1521	139
PASSAT B8 (3G2, CB2) 1.8 TSI	CJSC	02.15	1798	B	132 kW	1521	139
PASSAT B8 (3G2, CB2) 2.0 TDi 4motion	CRLB	08.14	1968	D	110 kW	1518	125
PASSAT B8 (3G2, CB2) 2.0 TDi 4motion	CUAA	08.14	1968	D	176 kW	1518	125
PASSAT B8 (3G2, CB2) 2.0 TDi 4motion	DDAA	11.14	1968	D	140 kW	1518	125
PASSAT B8 (3G2, CB2) 2.0 TDi 4motion	DFCA	11.14	1968	D	140 kW	1518	125
PASSAT B8 (3G2, CB2) 2.0 TDi 4motion	DFEA	08.14	1968	D	110 kW	1518	125
PASSAT B8 (3G2, CB2) 2.0 TDi 4motion	DFGA	08.14	1968	D	110 kW	1518	126
PASSAT B8 (3G2, CB2) 2.0 TDi 4motion	DFHA	11.14	1968	D	140 kW	1518	126
PASSAT B8 (3G2, CB2) 2.0 TDI	CRGA	05.16	1968	D	130 kW	1518	126
PASSAT B8 (3G2, CB2) 2.0 TDI	CRLB	11.14	1968	D	110 kW	1518	125
PASSAT B8 (3G2, CB2) 2.0 TDI	CRLD	01.16 - 05.17	1968	D	81 kW	1518	126
PASSAT B8 (3G2, CB2) 2.0 TDI	CUPA	07.15	1968	D	135 kW	1518	125
PASSAT B8 (3G2, CB2) 2.0 TDI	DBGA	11.14	1968	D	110 kW	1518	126
PASSAT B8 (3G2, CB2) 2.0 TDI	DBGB	01.16 - 05.17	1968	D	81 kW	1518	125
PASSAT B8 (3G2, CB2) 2.0 TDI	DDAA	11.14	1968	D	140 kW	1518	125
PASSAT B8 (3G2, CB2) 2.0 TDI	DFCA	11.14	1968	D	140 kW	1518	125
PASSAT B8 (3G2, CB2) 2.0 TDI	DFGA	11.14	1968	D	110 kW	1518	126
PASSAT B8 (3G2, CB2) 2.0 TDI	DFGB	01.16 - 05.17	1968	D	81 kW	1518	126
PASSAT B8 (3G2, CB2) 2.0 TDI	DFHA	11.14	1968	D	140 kW	1518	126
PASSAT B8 (3G2, CB2) 2.0 TSI 4motion	CJXA	05.15	1984	B	206 kW	1524	153
PASSAT B8 (3G2, CB2) 2.0 TSI 4motion	DNUA	09.18	1984	B	200 kW	1524	153
PASSAT B8 (3G2, CB2) 2.0 TSI	CHHB	02.15	1984	B	162 kW	1524	153
PASSAT B8 (3G2, CB2) 2.0 TSI	CXDA	02.15	1984	B	162 kW	1524	153
PASSAT B8 (3G2, CB2) 2.0 TSI	CZPB	11.18	1984	B	140 kW	1521	139
PASSAT B8 (3G2, CB2) 2.0 TSI	DKZA	11.18	1984	B	140 kW	1521	139
PASSAT B8 (3G2, CB2) 2.0 TSI	DRFA	11.18	1984	B	140 kW	1524	153
PASSAT B8 Variant (3G5, CB5) 1.6 TDI	DCXA	08.14	1598	D	88 kW	1502	77
PASSAT B8 Variant (3G5, CB5) 1.6 TDI	DCZA	08.14	1598	D	88 kW	1502	77
PASSAT B8 Variant (3G5, CB5) 1.8 TSI	CJSA	02.15	1798	B	132 kW	1521	139
PASSAT B8 Variant (3G5, CB5) 1.8 TSI	CJSC	02.15	1798	B	132 kW	1521	139

			ccm		kw		1 POS
PASSAT B8 Variant (3G5, CB5) 2.0 TDI 4motion	CRLB	08.14	1968	D	110 kW	1518	125
PASSAT B8 Variant (3G5, CB5) 2.0 TDI 4motion	CUAA	08.14	1968	D	176 kW	1518	125
PASSAT B8 Variant (3G5, CB5) 2.0 TDI 4motion	DDAA	11.14	1968	D	140 kW	1518	125
PASSAT B8 Variant (3G5, CB5) 2.0 TDI 4motion	DFCA	11.14	1968	D	140 kW	1518	125
PASSAT B8 Variant (3G5, CB5) 2.0 TDI 4motion	DFEA	08.14	1968	D	110 kW	1518	125
PASSAT B8 Variant (3G5, CB5) 2.0 TDI 4motion	DFGA	08.14	1968	D	110 kW	1518	126
PASSAT B8 Variant (3G5, CB5) 2.0 TDI 4motion	DFHA	11.14	1968	D	140 kW	1518	126
PASSAT B8 Variant (3G5, CB5) 2.0 TDI	CRLB	11.14	1968	D	110 kW	1518	125
PASSAT B8 Variant (3G5, CB5) 2.0 TDI	CUPA	07.15	1968	D	135 kW	1518	125
PASSAT B8 Variant (3G5, CB5) 2.0 TDI	DBGA	11.14	1968	D	110 kW	1518	126
PASSAT B8 Variant (3G5, CB5) 2.0 TDI	DDAA	11.14	1968	D	140 kW	1518	125
PASSAT B8 Variant (3G5, CB5) 2.0 TDI	DFCA	11.14	1968	D	140 kW	1518	125
PASSAT B8 Variant (3G5, CB5) 2.0 TDI	DFGA	11.14	1968	D	110 kW	1518	126
PASSAT B8 Variant (3G5, CB5) 2.0 TDI	DFGB	01.16 - 07.18	1968	D	81 kW	1518	126
PASSAT B8 Variant (3G5, CB5) 2.0 TDI	DFHA	11.14	1968	D	140 kW	1518	126
PASSAT B8 Variant (3G5, CB5) 2.0 TSI 4motion	CJXA	05.15	1984	B	206 kW	1524	153
PASSAT B8 Variant (3G5, CB5) 2.0 TSI 4motion	DNUA	09.18	1984	B	200 kW	1524	153
PASSAT B8 Variant (3G5, CB5) 2.0 TSI	CHHB	08.14	1984	B	162 kW	1524	153
PASSAT B8 Variant (3G5, CB5) 2.0 TSI	CXDA	08.14	1984	B	162 kW	1524	153
PASSAT B8 Variant (3G5, CB5) 2.0 TSI	CZPB	11.18	1984	B	140 kW	1521	139
PASSAT B8 Variant (3G5, CB5) 2.0 TSI	DKZA	11.18	1984	B	140 kW	1521	139
PASSAT B8 Variant (3G5, CB5) 2.0 TSI	DRFA	11.18	1984	B	140 kW	1524	153
PASSAT CC B6 (357) 1.4 TSI MultiFuel	CKMA	01.11 - 01.12	1390	B/E	118 kW	1488	27
PASSAT CC B6 (357) 1.8 TSI	BZB	06.08 - 01.12	1798	B	118 kW	1519	132
PASSAT CC B6 (357) 1.8 TSI	CDAA	06.08 - 01.12	1798	B	118 kW	1519	131
PASSAT CC B6 (357) 1.8 TSI	CDAB	11.08 - 05.10	1798	B	112 kW	1519	131
PASSAT CC B6 (357) 1.8 TSI	CGYA	11.08 - 05.10	1798	B	112 kW	1519	132
PASSAT CC B6 (357) 2.0 BlueTDI	CBAC	05.09 - 11.10	1968	D	105 kW	1517	122
PASSAT CC B6 (357) 2.0 TDI 4motion	CBAB	08.09 - 01.12	1968	D	103 kW	1517	122
PASSAT CC B6 (357) 2.0 TDI 4motion	CBBB	11.09 - 01.12	1968	D	125 kW	1517	122
PASSAT CC B6 (357) 2.0 TDI 4motion	CFFB	08.09 - 01.12	1968	D	103 kW	1517	122
PASSAT CC B6 (357) 2.0 TDI 4motion	CFGB	11.09 - 01.12	1968	D	125 kW	1517	122
PASSAT CC B6 (357) 2.0 TDI	CBAA	06.08 - 05.11	1968	D	100 kW	1517	122
PASSAT CC B6 (357) 2.0 TDI	CBAB	06.08 - 01.12	1968	D	103 kW	1517	122
PASSAT CC B6 (357) 2.0 TDI	CBBA	05.08 - 05.11	1968	D	120 kW	1517	122
PASSAT CC B6 (357) 2.0 TDI	CBBB	06.08 - 01.12	1968	D	125 kW	1517	122
PASSAT CC B6 (357) 2.0 TDI	CFFA	06.08 - 05.11	1968	D	100 kW	1517	122
PASSAT CC B6 (357) 2.0 TDI	CFFB	06.08 - 01.12	1968	D	103 kW	1517	122
PASSAT CC B6 (357) 2.0 TDI	CFGB	06.08 - 01.12	1968	D	125 kW	1517	122
PASSAT CC B6 (357) 2.0 TDI	CLLA	06.08 - 01.12	1968	D	125 kW	1517	122
PASSAT CC B6 (357) 2.0 TFSI	CAWB	06.08 - 01.12	1984	B	147 kW	1519	132
PASSAT CC B6 (357) 2.0 TFSI	CBFA	06.08 - 01.12	1984	B	147 kW	1521	138
PASSAT CC B6 (357) 2.0 TFSI	CCTA	06.08 - 01.12	1984	B	147 kW	1521	138
PASSAT CC B6 (357) 2.0 TFSI	CCZA	06.08 - 01.12	1984	B	147 kW	1521	138
PASSAT CC B6 (357) 2.0 TSI	CCZB	11.09 - 01.12	1984	B	155 kW	1520	135
PHAETON (3D1, 3D2, 3D3, 3D4, 3D6, 3D7, 3D8, 3D9) 5.0 V10 TDI 4motion	AJS	11.02 - 10.06	4921	D	230 kW	1517	123
POINTER Pick-up 1.8	UDH	06.02 - 12.10	1781	B	73 kW	1518	128
POINTER Variant 1.8	UDH	06.02 - 03.06	1781	B	73 kW	1518	128
POINTER 1.8	RP	11.93 - 12.96	1781	B	65 kW	1512	100
POINTER 1.8	UDH	06.02 - 07.05	1781	B	73 kW	1518	128
POINTER 1.8	UDH	08.05	1781	B	73 kW	1518	128
POINTER 2.0	ULB	11.93 - 12.03	1984	B	88 kW	1524	154
POLO (6N2) 1.0	ALD	10.99 - 09.01	999	B	37 kW	1481	5
POLO (6N2) 1.0	AUC	10.99 - 09.01	999	B	37 kW	1481	5
POLO (6N2) 1.4 16V	AFK	10.99 - 09.01	1390	B	74 kW	1490	33
POLO (6N2) 1.4 16V	AHW	10.99 - 09.01	1390	B	55 kW	1490	33
POLO (6N2) 1.4 16V	APE	10.99 - 09.01	1390	B	55 kW	1490	33
POLO (6N2) 1.4 16V	AQQ	10.99 - 09.01	1390	B	74 kW	1490	33
POLO (6N2) 1.4 16V	AUA	10.99 - 09.01	1390	B	55 kW	1490	33
POLO (6N2) 1.4 16V	AUB	10.99 - 09.01	1390	B	74 kW	1490	33
POLO (6N2) 1.4 TDI	AMF	10.99 - 09.01	1422	D	55 kW	1500	70
POLO (6N2) 1.4 TDI	ATL	01.00 - 10.00	1422	D	66 kW	1500	70








POLO (6N2) 1.4	AKK	10.99 - 09.01	1390	B	44 kW	1490	33
POLO (6N2) 1.4	AKP	10.99 - 09.01	1390	B	40 kW	1490	33
POLO (6N2) 1.4	ANX	10.99 - 09.01	1390	B	40 kW	1488	23
POLO (6N2) 1.4	AUD	10.99 - 09.01	1390	B	44 kW	1490	33
POLO (6N2) 1.6 16V GTI	ARC	10.99 - 09.01	1598	B	92 kW	1488	24
POLO (6N2) 1.6 16V GTI	AVY	10.99 - 09.01	1598	B	92 kW	1489	31
POLO (6N2) 1.7 SDI	AKU	10.99 - 09.01	1716	D	44 kW	1499	65
POLO (6N2) 1.9 D	AEF	10.99 - 09.01	1896	D	47 kW	1499	65
POLO (6N2) 1.9 SDI	AGD	10.99 - 09.01	1896	D	47 kW	1499	67
POLO (6N2) 1.9 SDI	ASX	10.99 - 09.01	1896	D	47 kW	1499	67
POLO (86) 0.8	HE	09.75 - 09.81	771	B	25 kW	1480	1
POLO (86) 0.9	HA	09.75 - 09.81	895	B	29 kW	1482	8
POLO (86) 1.1	HB	03.75 - 09.81	1093	B	37 kW	1482	8
POLO (86) 1.1	HC	03.75 - 09.81	1093	B	44 kW	1482	8
POLO (86) 1.3	HH	12.76 - 09.81	1272	B	44 kW	1483	12
POLO (9N_ 9A_) 1.0	ARA	07.02 - 01.04	999	B	58 kW	1480	4
POLO (9N_ 9A_) 1.2 12V	AZQ	10.01 - 07.07	1198	B	47 kW	1493	44
POLO (9N_ 9A_) 1.2 12V	BME	10.01 - 07.07	1198	B	47 kW	1493	44
POLO (9N_ 9A_) 1.2 12V	BZG	05.07 - 11.09	1198	B	51 kW	1493	44
POLO (9N_ 9A_) 1.2	AWY	01.02 - 05.07	1198	B	40 kW	1493	44
POLO (9N_ 9A_) 1.2	BBM	05.07 - 11.09	1198	B	44 kW	1493	44
POLO (9N_ 9A_) 1.2	BMD	01.02 - 05.07	1198	B	40 kW	1493	44
POLO (9N_ 9A_) 1.4 16V	AUA	10.01 - 05.08	1390	B	55 kW	1490	33
POLO (9N_ 9A_) 1.4 16V	AUB	10.01 - 05.08	1390	B	74 kW	1490	33
POLO (9N_ 9A_) 1.4 16V	BBY	10.01 - 05.08	1390	B	55 kW	1490	33
POLO (9N_ 9A_) 1.4 16V	BBZ	10.01 - 05.08	1390	B	74 kW	1490	33
POLO (9N_ 9A_) 1.4 16V	BKY	10.01 - 05.08	1390	B	55 kW	1490	33
POLO (9N_ 9A_) 1.4 16V	BUD	05.06 - 11.09	1390	B	59 kW	1492	41
POLO (9N_ 9A_) 1.4 BiFuel	BUD	05.06 - 11.09	1390	B/G	60 kW	1492	41
POLO (9N_ 9A_) 1.4 FSI	AXU	02.02 - 07.06	1390	B	63 kW	1488	27
POLO (9N_ 9A_) 1.4 TDI	AMF	10.01 - 06.05	1422	D	55 kW	1500	70
POLO (9N_ 9A_) 1.4 TDI	BAY	10.01 - 06.05	1422	D	55 kW	1500	70
POLO (9N_ 9A_) 1.4 TDI	BMS	04.05 - 11.09	1422	D	59 kW	1500	70
POLO (9N_ 9A_) 1.4 TDI	BNM	04.05 - 11.09	1422	D	51 kW	1500	70
POLO (9N_ 9A_) 1.4 TDI	BNV	04.05 - 11.09	1422	D	59 kW	1500	70
POLO (9N_ 9A_) 1.4 TDI	BWB	04.05 - 11.09	1422	D	51 kW	1500	70
POLO (9N_ 9A_) 1.4	BLM	08.02 - 11.09	1390	B	61 kW	1491	38
POLO (9N_ 9A_) 1.6 16V	BTS	05.06 - 11.09	1598	B	77 kW	1492	41
POLO (9N_ 9A_) 1.6 Flex	BPA	12.04 - 10.14	1598	B/E	76 kW	1491	37
POLO (9N_ 9A_) 1.6 Flex	CCRA	06.08 - 04.09	1598	B/E	74 kW	1492	42
POLO (9N_ 9A_) 1.6 Flex	CCRA	12.04 - 10.14	1598	B/E	76 kW	1492	42
POLO (9N_ 9A_) 1.6	BAH	05.02 - 07.06	1598	B	74 kW	1490	34
POLO (9N_ 9A_) 1.8 GTI	BJX	09.05 - 11.09	1781	B	110 kW	1515	111
POLO (9N_ 9A_) 1.8 GTI Cup Edition	BBU	05.06 - 11.09	1781	B	132 kW	1510	97
POLO (9N_ 9A_) 1.9 SDI	ASY	10.01 - 11.09	1896	D	47 kW	1499	65
POLO (9N_ 9A_) 1.9 TDI	ASZ	11.03 - 11.09	1896	D	96 kW	1501	72
POLO (9N_ 9A_) 1.9 TDI	ATD	10.01 - 11.09	1896	D	74 kW	1501	71
POLO (9N_ 9A_) 1.9 TDI	AXR	10.01 - 11.09	1896	D	74 kW	1501	73
POLO (9N_ 9A_) 1.9 TDI	BLT	11.03 - 11.09	1896	D	96 kW	1501	72
POLO (9N_ 9A_) 1.9 TDI	BMT	10.01 - 11.09	1896	D	74 kW	1501	73
POLO (9N_ 9A_) 2.0 Total Flex	CFEA	10.08 - 01.13	1984	B/E	88 kW	1520	134
POLO (9N_ 9A_) 2.0	BBX	04.02 - 01.12	1984	B	85 kW	1520	134
POLO CLASSIC (86C, 80) 1.0	AAK	01.85 - 09.94	1043	B	33 kW	1484	14
POLO CLASSIC (86C, 80) 1.0	AAU	01.85 - 09.94	1043	B	33 kW	1484	14
POLO CLASSIC (86C, 80) 1.0	ACM	01.85 - 09.94	1043	B	33 kW	1483	12
POLO CLASSIC (86C, 80) 1.0	GL	01.85 - 10.86	1043	B	29 kW	1484	14
POLO CLASSIC (86C, 80) 1.0	HZ	01.85 - 09.94	1043	B	33 kW	1484	14
POLO CLASSIC (86C, 80) 1.0	HZ	01.85 - 09.94	1043	B	33 kW	1484	14
POLO CLASSIC (86C, 80) 1.3 Cat	MH	07.87 - 09.94	1272	B	40 kW	1483	12
POLO CLASSIC (86C, 80) 1.3 Cat	NZ	07.87 - 09.94	1272	B	40 kW	1484	14
POLO CLASSIC (86C, 80) 1.3 D	MN	08.86 - 12.88	1272	D	33 kW	1483	12
POLO CLASSIC (86C, 80) 1.3	HK	01.85 - 07.87	1272	B	40 kW	1483	12








	 ENGINE		ccm		kW		
POLO CLASSIC (86C, 80) 1.3	MH	01.85 - 07.87	1272	B	40 kW	1483	12
POLO CLASSIC (86C, 80) 1.4 D	1W	10.90 - 09.94	1398	D	35 kW	1483	12
POLO Coupe (86C, 80) 1.0 Cat	AAK	08.89 - 09.94	1043	B	33 kW	1484	14
POLO Coupe (86C, 80) 1.0 Cat	AAU	08.89 - 09.94	1043	B	33 kW	1484	14
POLO Coupe (86C, 80) 1.0 Cat	ACM	08.89 - 09.94	1043	B	33 kW	1483	12
POLO Coupe (86C, 80) 1.0	GL	05.82 - 10.86	1043	B	29 kW	1484	14
POLO Coupe (86C, 80) 1.0	HZ	08.85 - 01.92	1043	B	33 kW	1484	14
POLO Coupe (86C, 80) 1.1	HB	10.81 - 07.83	1093	B	37 kW	1482	8
POLO Coupe (86C, 80) 1.3 Cat	2G	07.87 - 08.94	1272	B	40 kW	1484	14
POLO Coupe (86C, 80) 1.3 Cat	3F	10.89 - 09.94	1272	B	55 kW	1484	14
POLO Coupe (86C, 80) 1.3 Cat	AAV	07.87 - 08.94	1272	B	40 kW	1484	14
POLO Coupe (86C, 80) 1.3 Cat	MH	07.87 - 08.94	1272	B	40 kW	1483	12
POLO Coupe (86C, 80) 1.3 Cat	NZ	07.87 - 08.94	1272	B	40 kW	1484	14
POLO Coupe (86C, 80) 1.3 D	MN	08.86 - 08.90	1272	D	33 kW	1483	12
POLO Coupe (86C, 80) 1.3 G40	PY	01.87 - 08.90	1272	B	85 kW	1483	12
POLO Coupe (86C, 80) 1.3 G40	PY	08.90 - 09.94	1272	B	83 kW	1483	12
POLO Coupe (86C, 80) 1.3	3F	03.91 - 09.94	1272	B	57 kW	1484	14
POLO Coupe (86C, 80) 1.3	GK	09.82 - 09.89	1272	B	55 kW	1483	12
POLO Coupe (86C, 80) 1.3	GT	08.82 - 07.88	1272	B	43 kW	1483	12
POLO Coupe (86C, 80) 1.3	HH	10.81 - 07.83	1272	B	44 kW	1483	12
POLO Coupe (86C, 80) 1.3	HK	08.83 - 06.87	1272	B	40 kW	1483	12
POLO Coupe (86C, 80) 1.3	MH	08.83 - 06.87	1272	B	40 kW	1483	12
POLO Coupe (86C, 80) 1.4 D	1W	08.90 - 09.94	1398	D	35 kW	1483	12
POLO II (86C, 80) 0.9	HA	10.81 - 12.81	895	B	29 kW	1482	8
POLO II (86C, 80) 1.0 Cat	AAK	08.89 - 09.94	1043	B	33 kW	1484	14
POLO II (86C, 80) 1.0 Cat	AAU	08.89 - 09.94	1043	B	33 kW	1484	14
POLO II (86C, 80) 1.0 Cat	ACM	08.89 - 09.94	1043	B	33 kW	1483	12
POLO II (86C, 80) 1.0	GL	10.81 - 10.86	1043	B	29 kW	1484	14
POLO II (86C, 80) 1.0	HZ	08.85 - 01.92	1043	B	33 kW	1484	14
POLO II (86C, 80) 1.1	HB	10.81 - 09.89	1093	B	37 kW	1482	8
POLO II (86C, 80) 1.3 Cat	2G	07.87 - 09.94	1272	B	40 kW	1484	14
POLO II (86C, 80) 1.3 Cat	3F	10.89 - 03.91	1272	B	55 kW	1484	14
POLO II (86C, 80) 1.3 Cat	AAV	07.87 - 09.94	1272	B	40 kW	1484	14
POLO II (86C, 80) 1.3 Cat	MH	07.87 - 09.94	1272	B	40 kW	1483	12
POLO II (86C, 80) 1.3 Cat	NZ	07.87 - 09.94	1272	B	40 kW	1484	14
POLO II (86C, 80) 1.3 D	MN	08.86 - 07.90	1272	D	33 kW	1483	12
POLO II (86C, 80) 1.3	3F	10.90 - 08.94	1272	B	56 kW	1484	14
POLO II (86C, 80) 1.3	GK	09.82 - 09.89	1272	B	55 kW	1483	12
POLO II (86C, 80) 1.3	GT	08.82 - 07.88	1272	B	43 kW	1483	12
POLO II (86C, 80) 1.3	HH	10.81 - 07.83	1272	B	44 kW	1483	12
POLO II (86C, 80) 1.3	HJ	08.82 - 07.88	1272	B	43 kW	1484	14
POLO II (86C, 80) 1.3	HK	08.83 - 07.88	1272	B	40 kW	1483	12
POLO II (86C, 80) 1.3	HW	08.83 - 07.85	1272	B	37 kW	1483	12
POLO II (86C, 80) 1.3	MH	08.83 - 07.88	1272	B	40 kW	1483	12
POLO II (86C, 80) 1.4 D	1W	10.90 - 09.94	1398	D	35 kW	1483	12
POLO III (6N1) 1.7 SDI	AHG	04.97 - 10.99	1716	D	42 kW	1500	68
POLO III (6N1) 100 1.4 16V	AFH	04.96 - 10.99	1390	B	74 kW	1487	22
POLO III (6N1) 120 1.6 16V GTI	AJV	09.98 - 10.99	1598	B	88 kW	1489	31
POLO III (6N1) 45 1.0	AEV	10.94 - 09.96	1043	B	33 kW	1484	14
POLO III (6N1) 50 1.0	AER	09.96 - 10.99	999	B	37 kW	1481	5
POLO III (6N1) 50 1.0	ALL	09.96 - 10.99	999	B	37 kW	1481	5
POLO III (6N1) 55 1.3	ADX	10.94 - 04.97	1296	B	40 kW	1487	21
POLO III (6N1) 55 1.4	AEX	08.95 - 10.99	1390	B	40 kW	1487	21
POLO III (6N1) 55 1.4	ANX	08.95 - 10.99	1390	B	40 kW	1488	23
POLO III (6N1) 60 1.4	AEX	07.95 - 10.99	1390	B	44 kW	1487	21
POLO III (6N1) 60 1.4	AKV	07.95 - 10.99	1390	B	44 kW	1488	23
POLO III (6N1) 60 1.4	APQ	07.95 - 10.99	1390	B	44 kW	1488	23
POLO III (6N1) 60 1.7 SDI	AKU	08.97 - 10.99	1716	D	44 kW	1499	65
POLO III (6N1) 64 1.9 D	AEF	10.94 - 10.99	1896	D	47 kW	1499	65
POLO III (6N1) 64 1.9 SDI	AGD	07.96 - 10.99	1896	D	47 kW	1499	67
POLO III (6N1) 75 1.6 4motion	AEA	08.95 - 10.99	1598	B	55 kW	1487	21
POLO III (6N1) 75 1.6	AEA	10.94 - 10.99	1598	B	55 kW	1487	21








POLO III (6N1) 75 1.6	AEE	10.94 - 10.99	1598	B	55 kW	1487	20
POLO III (6N1) 75 1.6	AHS	10.94 - 10.99	1598	B	55 kW	1487	22
POLO III CLASSIC (6V2) 1.0 MI	AZP	02.01 - 12.01	999	B	52 kW	1480	3
POLO III CLASSIC (6V2) 1.4	AGY	05.96 - 07.02	1390	B	62 kW	1489	30
POLO III CLASSIC (6V2) 1.6	AKL	05.96 - 09.01	1595	B	65 kW	1506	88
POLO III CLASSIC (6V2) 1.6	BAH	11.02 - 12.07	1598	B	74 kW	1490	34
POLO III CLASSIC (6V2) 1.6	CCRA	11.02 - 12.07	1598	B	74 kW	1492	42
POLO III CLASSIC (6V2) 1.9 SDI	AEY	06.96 - 09.01	1896	D	48 kW	1499	66
POLO III CLASSIC (6V2) 1.9 TDI	AHU	01.97 - 07.06	1896	D	67 kW	1499	66
POLO III CLASSIC (6V2) 100 1.6	AEH	12.95 - 05.05	1595	B	74 kW	1510	96
POLO III CLASSIC (6V2) 100 1.6	AFT	12.95 - 05.05	1595	B	74 kW	1509	94
POLO III CLASSIC (6V2) 100 1.6	AKL	12.95 - 05.05	1595	B	74 kW	1506	88
POLO III CLASSIC (6V2) 100 1.6	APF	12.95 - 05.05	1595	B	74 kW	1510	96
POLO III CLASSIC (6V2) 100 1.6	AUR	12.95 - 05.05	1595	B	74 kW	1510	96
POLO III CLASSIC (6V2) 110 1.9 TDI	AFN	06.98 - 01.02	1896	D	81 kW	1498	62
POLO III CLASSIC (6V2) 110 1.9 TDI	ASV	06.98 - 01.02	1896	D	81 kW	1498	62
POLO III CLASSIC (6V2) 2.0	ADC	08.99 - 09.01	1984	B	85 kW	1524	155
POLO III CLASSIC (6V2) 2.0	ADC	01.02 - 12.03	1984	B	81 kW	1524	155
POLO III CLASSIC (6V2) 54 1.4	ANX	01.98 - 08.99	1390	B	40 kW	1488	23
POLO III CLASSIC (6V2) 57 1.7 SDI	AKW	07.97 - 09.01	1715	D	42 kW	1499	65
POLO III CLASSIC (6V2) 60 1.4	AEX	12.95 - 09.01	1390	B	44 kW	1487	21
POLO III CLASSIC (6V2) 60 1.4	AKK	12.95 - 09.01	1390	B	44 kW	1490	33
POLO III CLASSIC (6V2) 60 1.4	AKV	12.95 - 09.01	1390	B	44 kW	1488	23
POLO III CLASSIC (6V2) 60 1.4	ANW	12.95 - 09.01	1390	B	44 kW	1488	26
POLO III CLASSIC (6V2) 60 1.4	APQ	12.95 - 09.01	1390	B	44 kW	1488	23
POLO III CLASSIC (6V2) 60 1.4	AUD	12.95 - 09.01	1390	B	44 kW	1490	33
POLO III CLASSIC (6V2) 64 1.9 D	1Y	01.96 - 11.09	1896	D	47 kW	1500	68
POLO III CLASSIC (6V2) 64 1.9 SDI	AEY	12.95 - 08.99	1896	D	47 kW	1499	66
POLO III CLASSIC (6V2) 68 1.9 SDI	AGP	08.99 - 01.02	1896	D	50 kW	1498	61
POLO III CLASSIC (6V2) 68 1.9 SDI	AQM	08.99 - 01.02	1896	D	50 kW	1499	65
POLO III CLASSIC (6V2) 75 1.4 16V	APE	10.99 - 09.01	1390	B	55 kW	1490	33
POLO III CLASSIC (6V2) 75 1.4 16V	AUA	10.99 - 09.01	1390	B	55 kW	1490	33
POLO III CLASSIC (6V2) 75 1.6	1F	11.95 - 09.97	1595	B	55 kW	1513	104
POLO III CLASSIC (6V2) 75 1.6	AEE	11.95 - 09.01	1598	B	55 kW	1487	20
POLO III CLASSIC (6V2) 75 1.6	ALM	11.95 - 09.01	1598	B	55 kW	1488	23
POLO III CLASSIC (6V2) 90 1.8	ABS	01.97 - 12.05	1781	B	66 kW	1513	104
POLO III CLASSIC (6V2) 90 1.8	ADD	01.97 - 12.05	1781	B	66 kW	1518	128
POLO III CLASSIC (6V2) 90 1.8	ADZ	01.97 - 12.05	1781	B	66 kW	1509	93
POLO III CLASSIC (6V2) 90 1.9 TDI	AGR	09.96 - 09.01	1896	D	66 kW	1499	66
POLO III CLASSIC (6V2) 90 1.9 TDI	AHU	09.96 - 09.01	1896	D	66 kW	1499	66
POLO III CLASSIC (6V2) 90 1.9 TDI	ALE	09.96 - 09.01	1896	D	66 kW	1500	69
POLO III CLASSIC (6V2) 90 1.9 TDI	ALH	09.96 - 09.01	1896	D	66 kW	1499	66
POLO IV Stufenheck (9A4, 9A2, 9N2, 9A6) 1.0	ARA	02.03 - 10.03	999	B	58 kW	1480	4
POLO IV Stufenheck (9A4, 9A2, 9N2, 9A6) 1.4 TDI	AMF	07.03 - 06.05	1422	D	55 kW	1500	70
POLO IV Stufenheck (9A4, 9A2, 9N2, 9A6) 1.4 TDI	BAY	07.03 - 06.05	1422	D	55 kW	1500	70
POLO IV Stufenheck (9A4, 9A2, 9N2, 9A6) 1.4	BBY	11.02 - 04.12	1390	B	55 kW	1490	33
POLO IV Stufenheck (9A4, 9A2, 9N2, 9A6) 1.4	BBZ	11.03 - 06.05	1390	B	74 kW	1490	33
POLO IV Stufenheck (9A4, 9A2, 9N2, 9A6) 1.4	BKY	11.02 - 04.12	1390	B	55 kW	1490	33
POLO IV Stufenheck (9A4, 9A2, 9N2, 9A6) 1.4	BLM	12.03 - 08.10	1390	B	61 kW	1491	38
POLO IV Stufenheck (9A4, 9A2, 9N2, 9A6) 1.6 Flex	BPA	12.04 - 10.14	1598	B/E	76 kW	1491	37
POLO IV Stufenheck (9A4, 9A2, 9N2, 9A6) 1.6 Flex	CCRA	12.04 - 10.14	1598	B/E	76 kW	1492	42
POLO IV Stufenheck (9A4, 9A2, 9N2, 9A6) 1.6 Flex	CCRA	05.08 - 10.14	1598	B/E	77 kW	1492	42
POLO IV Stufenheck (9A4, 9A2, 9N2, 9A6) 1.6 Total Flex	BPA	10.04 - 06.06	1598	B/E	74 kW	1491	37
POLO IV Stufenheck (9A4, 9A2, 9N2, 9A6) 1.6 Total Flex	CCRA	10.04 - 06.06	1598	B/E	74 kW	1492	42
POLO IV Stufenheck (9A4, 9A2, 9N2, 9A6) 1.6	BAH	09.02	1598	B	74 kW	1490	34
POLO IV Stufenheck (9A4, 9A2, 9N2, 9A6) 1.6	BPA	09.02	1598	B	74 kW	1491	37
POLO IV Stufenheck (9A4, 9A2, 9N2, 9A6) 1.6	CCRA	09.02	1598	B	74 kW	1492	42
POLO IV Stufenheck (9A4, 9A2, 9N2, 9A6) 1.6	CFZA	09.02	1598	B	74 kW	1492	43
POLO IV Stufenheck (9A4, 9A2, 9N2, 9A6) 1.9 SDI	ASY	09.02 - 04.12	1896	D	47 kW	1499	65
POLO IV Stufenheck (9A4, 9A2, 9N2, 9A6) 1.9 TDI	ATD	09.02	1896	D	74 kW	1501	71
POLO IV Stufenheck (9A4, 9A2, 9N2, 9A6) 2.0 Flex	BBX	05.08 - 12.14	1984	B/E	88 kW	1520	134
POLO IV Stufenheck (9A4, 9A2, 9N2, 9A6) 2.0 Flex	CFEA	05.08 - 12.14	1984	B/E	88 kW	1520	134

			ccm		kw		1 POS
POLO IV Stufenheck (9A4, 9A2, 9N2, 9A6) 2.0	BBX	09.02	1984	B	85 kW	1520	134
POLO IV Stufenheck (9A4, 9A2, 9N2, 9A6) 2.0	CFEA	09.02	1984	B	85 kW	1520	134
POLO IV Stufenheck (9N4) 1.4 TDi	AMF	01.03 - 12.07	1422	D	55 kW	1500	70
POLO IV Stufenheck (9N4) 1.4	BLM	01.03 - 12.10	1390	B	61 kW	1491	38
POLO IV Stufenheck (9N4) 1.6 Classic	BCD	09.04 - 12.06	1595	B	74 kW	1515	113
POLO IV Stufenheck (9N4) 1.6	BAH	09.02 - 05.05	1598	B	74 kW	1490	34
POLO IV Stufenheck (9N4) 1.6	BTS	01.07 - 12.10	1598	B	77 kW	1492	41
POLO IV Stufenheck (9N4) 1.9 TDi	ATD	07.03 - 12.10	1896	D	74 kW	1501	71
POLO Kasten/Schrägheck (86CF) 1.0	AAU	08.92 - 07.94	1043	B	33 kW	1484	14
POLO Kasten/Schrägheck (86CF) 1.3	AAV	08.92 - 07.94	1272	B	40 kW	1484	14
POLO Kasten/Schrägheck (86CF) 1.4 D	1W	08.92 - 07.94	1398	D	35 kW	1483	12
POLO PLAYA 1.0	ALD	05.99 - 05.02	999	B	37 kW	1481	5
POLO PLAYA 1.4	AGY	05.96 - 07.02	1390	B	62 kW	1489	30
POLO PLAYA 1.6	AKL	10.99 - 10.04	1595	B	76 kW	1506	88
POLO PLAYA 1.8	ADZ	01.95 - 10.99	1781	B	66 kW	1509	93
POLO V (6R1, 6C1) 1.2 TDi	CFWA	10.09	1199	D	55 kW	1499	64
POLO V (6R1, 6C1) 1.2 TSi	CBZB	11.09	1197	B	77 kW	1482	9
POLO V (6R1, 6C1) 1.2 TSi	CBZC	05.11 - 05.14	1197	B	66 kW	1482	9
POLO V (6R1, 6C1) 1.2	CGPA	06.09	1198	B	51 kW	1493	44
POLO V (6R1, 6C1) 1.2	CGPB	06.09	1198	B	44 kW	1493	44
POLO V (6R1, 6C1) 1.4 (6R1)	CDDA	03.09 - 05.14	1390	B	63 kW	1488	27
POLO V (6R1, 6C1) 1.4 (6R1)	CGGB	03.09 - 05.14	1390	B	63 kW	1492	41
POLO V (6R1, 6C1) 1.4 (6R1)	CLPA	03.09 - 05.14	1390	B	63 kW	1493	49
POLO V (6R1, 6C1) 1.4 BiFuel	CMAA	03.10 - 01.11	1390	B/G	60 kW	1493	48
POLO V (6R1, 6C1) 1.4 GTI	CAVE	05.10	1390	B	132 kW	1492	41
POLO V (6R1, 6C1) 1.4 GTI	CTHE	05.10	1390	B	132 kW	1492	41
POLO V (6R1, 6C1) 1.5 TDi GT	CWXC	04.17 - 03.20	1498	D	81 kW	1496	57
POLO V (6R1, 6C1) 1.6 BiFuel	CNKA	01.11 - 05.14	1598	B/G	60 kW	1488	25
POLO V (6R1, 6C1) 1.6 TDi	CAYA	06.09	1598	D	55 kW	1502	75
POLO V (6R1, 6C1) 1.6 TDi	CAYB	06.09	1598	D	66 kW	1502	75
POLO V (6R1, 6C1) 1.6 TDi	CAYC	06.09	1598	D	77 kW	1502	75
POLO V (6R1, 6C1) 1.6 TDi	CLNA	06.09	1598	D	77 kW	1502	75
POLO V (6R1, 6C1) 1.6	CFNA	01.10	1598	B	77 kW	1492	41
POLO V (6R1, 6C1) 1.6	CLSA	01.10	1598	B	77 kW	1493	47
POLO V (6R1, 6C1) 1.8 GTI 230	DAJA	04.16	1798	B	169 kW	1521	139
POLO V (6R1, 6C1) 1.8 GTI	DAJA	11.14	1798	B	141 kW	1521	139
POLO V (6R1, 6C1) 1.8 GTI	DAJB	11.14	1798	B	141 kW	1521	139
POLO V Stufenheck (602, 604, 612, 614) 1.2 TSi	CBZB	10.13	1197	B	77 kW	1482	9
POLO V Stufenheck (602, 604, 612, 614) 1.4	CLPA	12.10	1390	B	63 kW	1493	49
POLO V Stufenheck (602, 604, 612, 614) 1.5 TDi	CWXC	08.16	1498	D	81 kW	1496	57
POLO V Stufenheck (602, 604, 612, 614) 1.6 TDi	CLNA	07.10	1598	D	77 kW	1502	75
POLO V Stufenheck (602, 604, 612, 614) 1.6	CFNA	05.10	1598	B	77 kW	1492	41
POLO V Stufenheck (602, 604, 612, 614) 1.6	CFNB	11.10	1598	B	63 kW	1492	41
POLO V Stufenheck (602, 604, 612, 614) 1.6	CLSA	05.10	1598	B	77 kW	1493	47
POLO VI (AW1, BZ1, AE1) 1.6 MSI Flex	CNXC	09.17	1598	B/E	86 kW	1493	49
POLO VI (AW1, BZ1, AE1) 1.6 TDi	DGTC	11.17 - 07.19	1598	D	59 kW	1502	77
POLO VI (AW1, BZ1, AE1) 1.6 TDi	DGTD	11.17 - 02.21	1598	D	70 kW	1502	77
POLO VI (AW1, BZ1, AE1) 2.0 GTI	CZPC	11.17	1984	B	147 kW	1521	139
POLO VI (AW1, BZ1, AE1) 2.0 GTI	DKZC	11.17	1984	B	147 kW	1521	139
POLO VIVO Schrägheck (6R1, 6RS) 1.4	CLPA	07.17	1390	B	63 kW	1493	49
POLO VIVO Schrägheck (6R1, 6RS) 1.6	CLSA	08.17	1598	B	77 kW	1493	47
POLO VIVO Schrägheck (6S1, 6S3) 1.4	CLPA	02.10 - 09.17	1390	B	63 kW	1493	49
POLO VIVO Schrägheck (6S1, 6S3) 1.6 16V	CLSA	02.10 - 09.17	1598	B	77 kW	1493	47
POLO VIVO Stufenheck (6S2, 6S4) 1.4	CLPA	02.10 - 09.17	1390	B	63 kW	1493	49
POLO VIVO Stufenheck (6S2, 6S4) 1.6	CLSA	02.10 - 09.17	1598	B	77 kW	1493	47
POLO Van (6R) 1.2 BlueMotion	CGPA	03.09 - 05.14	1198	B	51 kW	1493	44
POLO Van (6R) 1.2 TDi BlueMotion	CFWA	10.09 - 05.14	1199	D	55 kW	1499	64
POLO Van (6R) 1.2 TSi BlueMotion	CBZB	11.09 - 05.14	1197	B	77 kW	1482	9
POLO Van (6R) 1.2 TSi	CBZC	05.11 - 05.14	1197	B	66 kW	1482	9
POLO Van (6R) 1.2	CGPB	03.09 - 05.14	1198	B	44 kW	1493	44
POLO Van (6R) 1.4 GTi	CAVE	05.10 - 05.14	1390	B	132 kW	1492	41
POLO Van (6R) 1.4	CGGB	03.09 - 05.14	1390	B	63 kW	1492	41








							
POLO Van (6R) 1.6 TDi BlueMotion	CAYB	06.09 - 05.14	1598	D	66 kW	1502	75
POLO Van (6R) 1.6 TDi	CAYA	06.09 - 05.14	1598	D	55 kW	1502	75
POLO Van (6R) 1.6 TDi	CAYC	06.09 - 05.14	1598	D	77 kW	1502	75
POLO Van Kasten/Kombi (6V5) 1.4	AEX	08.97 - 12.99	1390	B	44 kW	1487	21
POLO Van Kasten/Kombi (6V5) 1.4	AUA	06.00 - 09.01	1390	B	55 kW	1490	33
POLO Van Kasten/Kombi (6V5) 1.6	AEE	09.97 - 12.98	1598	B	55 kW	1487	20
POLO Van Kasten/Kombi (6V5) 1.7 SDI	AKU	08.97 - 12.99	1716	D	44 kW	1499	65
POLO Van Kasten/Kombi (6V5) 1.9 SDI	AEY	05.96 - 08.96	1896	D	47 kW	1499	66
POLO Van Kasten/Kombi (6V5) 1.9 SDI	AGP	10.99 - 09.01	1896	D	50 kW	1498	61
POLO Van Kasten/Kombi (6V5) 1.9 SDI	AQM	10.99 - 09.01	1896	D	50 kW	1499	65
POLO Van Kasten/Schrägheck (6N1) 1.0	AEV	10.94 - 12.99	1043	B	33 kW	1484	14
POLO Variant (6V5) 1.4 16V	APE	10.99 - 09.01	1390	B	55 kW	1490	33
POLO Variant (6V5) 1.4 16V	AUA	10.99 - 09.01	1390	B	55 kW	1490	33
POLO Variant (6V5) 1.4	AEX	05.97 - 09.01	1390	B	44 kW	1487	21
POLO Variant (6V5) 1.4	AKK	05.97 - 09.01	1390	B	44 kW	1490	33
POLO Variant (6V5) 1.4	AKV	05.97 - 09.01	1390	B	44 kW	1488	23
POLO Variant (6V5) 1.4	ANW	05.97 - 09.01	1390	B	44 kW	1488	26
POLO Variant (6V5) 1.4	ANX	01.98 - 08.99	1390	B	40 kW	1488	23
POLO Variant (6V5) 1.4	APQ	05.97 - 09.01	1390	B	44 kW	1488	23
POLO Variant (6V5) 1.4	AUD	05.97 - 09.01	1390	B	44 kW	1490	33
POLO Variant (6V5) 1.6	AEE	05.97 - 09.01	1598	B	55 kW	1487	20
POLO Variant (6V5) 1.6	AEH	05.97 - 09.01	1595	B	74 kW	1510	96
POLO Variant (6V5) 1.6	AFT	05.97 - 09.01	1595	B	74 kW	1509	94
POLO Variant (6V5) 1.6	AKL	05.97 - 09.01	1595	B	74 kW	1506	88
POLO Variant (6V5) 1.6	ALM	05.97 - 09.01	1598	B	55 kW	1488	23
POLO Variant (6V5) 1.6	APF	05.97 - 09.01	1595	B	74 kW	1510	96
POLO Variant (6V5) 1.6	AUR	05.97 - 09.01	1595	B	74 kW	1510	96
POLO Variant (6V5) 1.7 SDI	AKW	08.97 - 09.01	1715	D	42 kW	1499	65
POLO Variant (6V5) 1.8	ADZ	05.97 - 09.01	1781	B	66 kW	1509	93
POLO Variant (6V5) 1.9 SDI	AEY	06.97 - 09.01	1896	D	47 kW	1499	66
POLO Variant (6V5) 1.9 SDI	AGP	08.99 - 09.01	1896	D	50 kW	1498	61
POLO Variant (6V5) 1.9 SDI	AQM	08.99 - 09.01	1896	D	50 kW	1499	65
POLO Variant (6V5) 1.9 TDI	AFN	06.98 - 09.01	1896	D	81 kW	1498	62
POLO Variant (6V5) 1.9 TDI	AGR	05.97 - 09.01	1896	D	66 kW	1499	66
POLO Variant (6V5) 1.9 TDI	AHU	05.97 - 09.01	1896	D	66 kW	1499	66
POLO Variant (6V5) 1.9 TDI	ALE	05.97 - 09.01	1896	D	66 kW	1500	69
POLO Variant (6V5) 1.9 TDI	ALH	05.97 - 09.01	1896	D	66 kW	1499	66
POLO Variant (6V5) 1.9 TDI	ASV	06.98 - 09.01	1896	D	81 kW	1498	62
QUANTUM Variant 1.8 Álcool	UEE	01.97 - 12.01	1781	E	76 kW	1519	129
QUANTUM Variant 1.8 Álcool	UE	09.85 - 03.94	1781	E	75 kW	1509	95
QUANTUM Variant 1.8	UDB	10.96 - 01.98	1781	B	74 kW	1519	129
QUANTUM Variant 1.8	UDB	03.93 - 09.96	1781	B	71 kW	1519	129
QUANTUM Variant 2.0 Álcool	ABA	09.98 - 07.00	1984	E	87 kW	1524	155
QUANTUM Variant 2.0 Álcool	URA	09.94 - 12.96	1984	E	92 kW	1524	156
QUANTUM Variant 2.0 Álcool	UR	09.85 - 08.93	1984	E	82 kW	1524	156
QUANTUM Variant 2.0	ABA	08.90 - 07.05	1984	B	82 kW	1524	155
QUANTUM Variant 2.0	DDR	08.89 - 07.90	1984	B	92 kW	1523	151
QUANTUM Variant 2.0	UQ	09.85 - 08.93	1984	B	108 kW	1524	155
QUANTUM Variant 2.0	UQ	09.85 - 08.93	1984	B	74 kW	1524	155
SANTANA (32B) 1.3	EP	08.83 - 07.84	1297	B	44 kW	1483	11
SANTANA (32B) 1.3	FZ	08.81 - 07.83	1272	B	44 kW	1483	12
SANTANA (32B) 1.6 D	CR	08.81 - 12.84	1588	D	40 kW	1485	16
SANTANA (32B) 1.6 D	JK	08.81 - 12.84	1588	D	40 kW	1486	18
SANTANA (32B) 1.6 TD	CY	09.81 - 12.84	1588	D	51 kW	1485	17
SANTANA (32B) 1.6	DT	08.81 - 12.84	1595	B	55 kW	1511	99
SANTANA (32B) 1.6	WV	08.81 - 12.84	1588	B	55 kW	1504	83
SANTANA (32B) 1.6	YP	08.81 - 12.82	1588	B	63 kW	1504	83
SANTANA (32B) 1.7	WT	09.81 - 12.83	1715	B	58 kW	1502	78
SANTANA (32B) 1.8	DS	01.83 - 12.84	1781	B	66 kW	1508	92
SANTANA (32B) 1.8	JN	09.83 - 12.85	1781	B	66 kW	1508	92
SANTANA (32B) 2.0	HP	08.83 - 12.84	1994	B	85 kW	1514	108
SANTANA (32B) 2.0	JS	08.83 - 12.84	1994	B	85 kW	1514	108

		 ccm	 kW	 1 POS			
SANTANA (32B) 2.2	KX	09.84 - 12.85	2226	B	88 kW	1514	108
SANTANA 1.8 GL	JN	05.91 - 07.94	1781	B	68 kW	1508	92
SANTANA 1.8 i	AFE	01.95 - 09.12	1781	B	72 kW	1513	105
SANTANA 1.8 Álcool	UEE	01.97 - 05.06	1781	E	76 kW	1519	129
SANTANA 1.8 Álcool	UE	02.84 - 03.94	1781	E	75 kW	1509	95
SANTANA 1.8	JV	01.95 - 12.99	1781	B	66 kW	1508	92
SANTANA 1.8	UDB	10.96 - 12.06	1781	B	74 kW	1519	129
SANTANA 1.8	UDB	02.93 - 09.06	1781	B	71 kW	1519	129
SANTANA 2.0 Álcool	URA	09.94 - 12.96	1984	E	92 kW	1524	156
SANTANA 2.0 Álcool	UR	02.84 - 08.94	1984	E	84 kW	1524	156
SANTANA 2.0	UQ	02.84 - 08.93	1984	B	73 kW	1524	155
SAVEIRO I (147) 1.6 D	ME	10.90 - 11.97	1588	D	39 kW	1486	19
SAVEIRO I (147) 1.6 D	SB	08.91 - 07.96	1588	D	59 kW	1486	19
SAVEIRO I (147) 1.6 Álcool	HM	07.85 - 10.89	1595	E	60 kW	1511	99
SAVEIRO I (147) 1.6 Álcool	UP	07.85 - 10.89	1595	E	60 kW	1519	129
SAVEIRO I (147) 1.6	1F	08.90 - 07.96	1595	B	55 kW	1513	104
SAVEIRO I (147) 1.6	EW	08.90 - 07.96	1595	B	55 kW	1511	99
SAVEIRO I (147) 1.8 Álcool	UE	11.89 - 11.96	1781	E	75 kW	1509	95
SAVEIRO II (9U7) 1.6 Álcool	UP	07.97 - 01.00	1595	E	73 kW	1519	129
SAVEIRO II (9U7) 1.6	1F	07.97 - 02.02	1595	B	55 kW	1513	104
SAVEIRO II (9U7) 1.6	EW	07.97 - 02.02	1595	B	55 kW	1511	99
SAVEIRO II (9U7) 1.6	UNF	03.96 - 11.01	1595	B	68 kW	1519	129
SAVEIRO II (9U7) 1.6	UNF	11.96 - 09.03	1595	B	65 kW	1519	129
SAVEIRO II (9U7) 1.8	UDH	01.96 - 12.99	1781	B	72 kW	1518	128
SAVEIRO II (9U7) 1.8	UDH	08.96 - 02.02	1781	B	73 kW	1518	128
SAVEIRO II (9U7) 1.9 D	1Y	02.98 - 02.02	1896	D	47 kW	1500	68
SAVEIRO II (9U7) 2.0	UQG	07.97 - 01.00	1984	B	82 kW	1524	155
SAVEIRO III 1.6 Álcool	UPD	02.00 - 09.03	1595	E	73 kW	1519	129
SAVEIRO III 1.8 City Total Flex	BNY	02.05 - 08.05	1781	B/E	78 kW	1519	129
SAVEIRO III 1.8 Fun	UDH	02.00 - 08.05	1781	B	72 kW	1518	128
SAVEIRO III 1.8	UDH	03.02 - 09.05	1781	B	73 kW	1518	128
SAVEIRO III 2.0 TSI	UQG	02.00 - 08.05	1984	B	82 kW	1524	155
SAVEIRO IV 1.8 Flex	BNY	09.05 - 08.09	1781	B/E	78 kW	1519	129
SAVEIRO IV 1.8	UDH	04.06 - 03.07	1781	B	74 kW	1518	128
SAVEIRO V (5U8, 5U9) 1.6 Cross Flex	CCRA	09.09	1598	B/E	76 kW	1492	42
SAVEIRO V (5U8, 5U9) 1.6 Total Flex	CCRA	09.09	1598	B/E	74 kW	1492	42
SAVEIRO V (5U8, 5U9) 1.6	CCRA	09.09	1598	B	74 kW	1492	42
SAVEIRO V (5U8, 5U9) 1.6	CFZA	09.09	1598	B	74 kW	1492	43
SAVEIRO VI (5UA, 5UB, 5UC) 1.6 Cross 16V Total Flex	CNXA	03.14 - 10.16	1598	B/E	88 kW	1493	49
SAVEIRO VI (5UA, 5UB, 5UC) 1.6 Total Flex	CCRA	01.14 - 10.16	1598	B/E	76 kW	1492	42
SAVEIRO VI (5UA, 5UB, 5UC) 1.6 Total Flex	CFZA	01.14 - 10.16	1598	B/E	76 kW	1492	43
SAVEIRO VII (5UD, 5UE, 5UF) 1.6 Cross 16V Total Flex	CNXA	01.16	1598	B/E	88 kW	1493	49
SAVEIRO VII (5UD, 5UE, 5UF) 1.6 Total Flex	CCRA	01.16	1598	B/E	76 kW	1492	42
SAVEIRO VII (5UD, 5UE, 5UF) 1.6	CFZA	01.16	1598	B	74 kW	1492	43
SCIROCCO (53) 1.1	FA	04.74 - 07.79	1093	B	37 kW	1482	8
SCIROCCO (53) 1.3	GF	08.79 - 07.80	1272	B	44 kW	1483	12
SCIROCCO (53) 1.5	EH	09.77 - 12.78	1457	B	57 kW	1502	78
SCIROCCO (53) 1.5	FD	02.74 - 12.77	1471	B	63 kW	1494	52
SCIROCCO (53) 1.5	FH	02.74 - 12.75	1471	B	51 kW	1495	53
SCIROCCO (53) 1.5	JB	08.77 - 07.80	1457	B	51 kW	1502	78
SCIROCCO (53) 1.5	YJ	02.74 - 08.75	1471	B	55 kW	1496	56
SCIROCCO (53) 1.5	ZB	02.74 - 08.75	1471	B	55 kW	1496	56
SCIROCCO (53) 1.6	EE	09.76 - 12.77	1588	B	60 kW	1502	78
SCIROCCO (53) 1.6	EG	06.76 - 07.80	1588	B	81 kW	1502	78
SCIROCCO (53) 1.6	EJ	08.78 - 07.80	1588	B	61 kW	1502	78
SCIROCCO (53) 1.6	FN	08.75 - 07.79	1588	B	55 kW	1502	78
SCIROCCO (53) 1.6	FP	08.75 - 07.79	1588	B	55 kW	1502	78
SCIROCCO (53) 1.6	FR	08.75 - 07.80	1588	B	63 kW	1502	78
SCIROCCO (53) 1.6	FT	08.75 - 07.77	1588	B	51 kW	1504	84
SCIROCCO (53B) 1.3	GF	08.80 - 12.83	1272	B	44 kW	1483	12
SCIROCCO (53B) 1.3	HK	08.83 - 07.84	1272	B	40 kW	1483	12
SCIROCCO (53B) 1.5	JB	08.80 - 12.83	1457	B	51 kW	1502	78



SCIROCCO (53B) 1.6	EG	08.80 - 07.82	1588	B	81 kW	1502	78
SCIROCCO (53B) 1.6	EWA	08.83 - 07.84	1595	B	51 kW	1507	90
SCIROCCO (53B) 1.6	EW	01.83 - 12.89	1595	B	55 kW	1511	99
SCIROCCO (53B) 1.6	FR	08.80 - 04.84	1588	B	63 kW	1502	78
SCIROCCO (53B) 1.6	RE	04.86 - 07.90	1595	B	53 kW	1511	99
SCIROCCO (53B) 1.7	EN	08.80 - 07.83	1715	B	57 kW	1502	79
SCIROCCO (53B) 1.8 16V	KR	10.85 - 07.89	1781	B	102 kW	1508	92
SCIROCCO (53B) 1.8 16V	PL	03.86 - 07.92	1781	B	95 kW	1518	127
SCIROCCO (53B) 1.8 16V	PL	09.85 - 12.88	1781	B	92 kW	1518	127
SCIROCCO (53B) 1.8	DX	08.82 - 12.89	1781	B	82 kW	1518	127
SCIROCCO (53B) 1.8	EV	08.82 - 12.89	1781	B	82 kW	1518	127
SCIROCCO (53B) 1.8	EX	08.83 - 07.92	1781	B	66 kW	1508	92
SCIROCCO (53B) 1.8	JH	11.85 - 07.92	1781	B	70 kW	1518	127
SCIROCCO (53B) 1.8	JJ	08.82 - 12.89	1781	B	82 kW	1507	90
SCIROCCO (53B) 1.8	PB	08.82 - 12.89	1781	B	82 kW	1508	92
SCIROCCO III (137, 138) 1.4 TSI	CAVD	05.08 - 11.17	1390	B	118 kW	1492	41
SCIROCCO III (137, 138) 1.4 TSI	CAXA	08.08 - 11.17	1390	B	90 kW	1492	41
SCIROCCO III (137, 138) 1.4 TSI	CMSB	08.08 - 11.17	1390	B	90 kW	1492	41
SCIROCCO III (137, 138) 1.4 TSI	CNWA	05.08 - 11.17	1390	B	118 kW	1492	41
SCIROCCO III (137, 138) 1.4 TSI	CTHD	05.08 - 11.17	1390	B	118 kW	1492	41
SCIROCCO III (137, 138) 1.4 TSI	CTKA	05.08 - 11.17	1390	B	118 kW	1492	41
SCIROCCO III (137, 138) 2.0 R	CDLA	11.09 - 11.17	1984	B	195 kW	1523	149
SCIROCCO III (137, 138) 2.0 R	CDLC	11.09 - 11.17	1984	B	188 kW	1523	149
SCIROCCO III (137, 138) 2.0 R	CDLK	05.14 - 11.17	1984	B	206 kW	1523	149
SCIROCCO III (137, 138) 2.0 TDI	CBBB	05.09 - 11.17	1968	D	125 kW	1517	122
SCIROCCO III (137, 138) 2.0 TDI	CBDB	08.08 - 11.17	1968	D	103 kW	1517	122
SCIROCCO III (137, 138) 2.0 TDI	CFGB	05.09 - 11.17	1968	D	125 kW	1517	122
SCIROCCO III (137, 138) 2.0 TDI	CFGC	01.13 - 11.17	1968	D	130 kW	1518	125
SCIROCCO III (137, 138) 2.0 TDI	CFHB	11.10 - 11.17	1968	D	100 kW	1517	122
SCIROCCO III (137, 138) 2.0 TDI	CFHC	08.08 - 11.17	1968	D	103 kW	1517	122
SCIROCCO III (137, 138) 2.0 TDI	CUUB	11.13 - 11.17	1968	D	110 kW	1518	126
SCIROCCO III (137, 138) 2.0 TDI	CUWA	05.14 - 11.17	1968	D	135 kW	1518	125
SCIROCCO III (137, 138) 2.0 TDI	CUXA	05.14 - 11.17	1968	D	135 kW	1518	126
SCIROCCO III (137, 138) 2.0 TFSI	CAWB	05.08 - 11.09	1984	B	147 kW	1519	132
SCIROCCO III (137, 138) 2.0 TSI	CCZB	11.09 - 11.17	1984	B	155 kW	1520	135
SCIROCCO III (137, 138) 2.0 TSI	CULA	11.13 - 11.17	1984	B	132 kW	1524	153
SCIROCCO III (137, 138) 2.0 TSI	CULC	11.13 - 11.17	1984	B	162 kW	1524	153
SCIROCCO Van (137) 1.4 TSi	CAVD	06.08 - 05.14	1390	B	118 kW	1492	41
SCIROCCO Van (137) 1.4 TSi	CAXA	08.08 - 05.14	1390	B	90 kW	1492	41
SCIROCCO Van (137) 2.0 TDi	CBBB	05.09 - 05.14	1968	D	125 kW	1517	122
SCIROCCO Van (137) 2.0 TDi	CBDB	08.08 - 05.14	1968	D	103 kW	1517	122
SCIROCCO Van (137) 2.0 TDi	CFGB	05.09 - 05.14	1968	D	125 kW	1517	122
SCIROCCO Van (137) 2.0 TDi	CFHC	08.08 - 05.14	1968	D	103 kW	1517	122
SCIROCCO Van (137) 2.0 TFSi	CCZB	11.09 - 05.14	1984	B	155 kW	1520	135
SENDA 1.6 D	JP	09.90 - 11.97	1588	D	40 kW	1486	18
SHARAN (7M8, 7M9, 7M6) 1.8 T 20V	AJH	09.97 - 03.10	1781	B	110 kW	1509	95
SHARAN (7M8, 7M9, 7M6) 1.8 T 20V	AWC	09.97 - 03.10	1781	B	110 kW	1515	110
SHARAN (7M8, 7M9, 7M6) 1.9 TDI 4motion	AUY	03.00 - 03.10	1896	D	85 kW	1501	71
SHARAN (7M8, 7M9, 7M6) 1.9 TDI 4motion	BVK	03.00 - 03.10	1896	D	85 kW	1498	63
SHARAN (7M8, 7M9, 7M6) 1.9 TDI	IZ	09.95 - 03.10	1896	D	66 kW	1499	66
SHARAN (7M8, 7M9, 7M6) 1.9 TDI	AFN	09.96 - 04.00	1896	D	81 kW	1498	62
SHARAN (7M8, 7M9, 7M6) 1.9 TDI	AHU	09.95 - 03.10	1896	D	66 kW	1499	66
SHARAN (7M8, 7M9, 7M6) 1.9 TDI	ANU	09.95 - 03.10	1896	D	66 kW	1497	59
SHARAN (7M8, 7M9, 7M6) 1.9 TDI	ASZ	11.02 - 03.10	1896	D	96 kW	1501	72
SHARAN (7M8, 7M9, 7M6) 1.9 TDI	AUY	04.00 - 03.10	1896	D	85 kW	1501	71
SHARAN (7M8, 7M9, 7M6) 1.9 TDI	AVG	09.96 - 04.00	1896	D	81 kW	1498	62
SHARAN (7M8, 7M9, 7M6) 1.9 TDI	BTB	06.05 - 03.10	1896	D	110 kW	1497	60
SHARAN (7M8, 7M9, 7M6) 1.9 TDI	BVK	04.00 - 03.10	1896	D	85 kW	1498	63
SHARAN (7M8, 7M9, 7M6) 2.0 LPG	ATM	04.06 - 03.10	1984	B/G	85 kW	1520	134
SHARAN (7M8, 7M9, 7M6) 2.0 TDI	BRT	11.05 - 03.10	1968	D	103 kW	1516	115
SHARAN (7M8, 7M9, 7M6) 2.0 TDI	BVH	11.05 - 03.10	1968	D	100 kW	1516	115
SHARAN (7M8, 7M9, 7M6) 2.0	ADY	09.95 - 03.10	1984	B	85 kW	1521	140








			ccm		kw		1 POS
SHARAN (7M8, 7M9, 7M6) 2.0	ATM	09.95 - 03.10	1984	B	85 kW	1520	134
SHARAN (7N1, 7N2) 1.4 TSI	CAVA	05.10	1390	B	110 kW	1492	41
SHARAN (7N1, 7N2) 1.4 TSI	CTHA	05.10	1390	B	110 kW	1492	41
SHARAN (7N1, 7N2) 1.8 TSI	CDAA	11.11	1798	B	118 kW	1519	131
SHARAN (7N1, 7N2) 2.0 TDI 4motion	CFFB	05.11 - 11.15	1968	D	103 kW	1517	122
SHARAN (7N1, 7N2) 2.0 TDI 4motion	CUVC	05.15	1968	D	110 kW	1518	125
SHARAN (7N1, 7N2) 2.0 TDI 4motion	DFLA	05.15	1968	D	110 kW	1518	126
SHARAN (7N1, 7N2) 2.0 TDI 4motion	DFMA	05.16	1968	D	135 kW	1518	126
SHARAN (7N1, 7N2) 2.0 TDI	CFFA	05.10	1968	D	100 kW	1517	122
SHARAN (7N1, 7N2) 2.0 TDI	CFFB	05.10	1968	D	103 kW	1517	122
SHARAN (7N1, 7N2) 2.0 TDI	CFFE	05.11 - 07.19	1968	D	85 kW	1517	122
SHARAN (7N1, 7N2) 2.0 TDI	CFGB	08.10	1968	D	125 kW	1517	122
SHARAN (7N1, 7N2) 2.0 TDI	CFGC	01.13	1968	D	130 kW	1518	125
SHARAN (7N1, 7N2) 2.0 TDI	CUVA	05.11 - 07.19	1968	D	85 kW	1518	126
SHARAN (7N1, 7N2) 2.0 TDI	CUVC	05.15 - 10.20	1968	D	110 kW	1518	125
SHARAN (7N1, 7N2) 2.0 TDI	CUWA	05.15	1968	D	135 kW	1518	125
SHARAN (7N1, 7N2) 2.0 TDI	DFLA	05.15 - 10.20	1968	D	110 kW	1518	126
SHARAN (7N1, 7N2) 2.0 TDI	DFLD	05.11 - 07.19	1968	D	85 kW	1518	126
SHARAN (7N1, 7N2) 2.0 TDI	DFMA	05.15	1968	D	135 kW	1518	126
SHARAN (7N1, 7N2) 2.0 TFSI	CCZA	12.10 - 11.15	1984	B	147 kW	1521	138
SHARAN (7N1, 7N2) 2.0 TSI	DEDA	05.15	1984	B	162 kW	1524	153
SHARAN VAN (7M_) 1.9 TDI (7M6, 7M9)	AUY	04.00 - 03.10	1896	D	85 kW	1501	71
SHARAN VAN (7M_) 1.9 TDI (7M8)	AFN	09.96 - 05.03	1896	D	81 kW	1498	62
SHARAN VAN (7M_) 1.9 TDI (7M8, 7M9)	AHU	09.96 - 05.03	1896	D	66 kW	1499	66
SHARAN VAN (7M_) 1.9 TDI (7M8, 7M9)	ANU	09.96 - 05.03	1896	D	66 kW	1497	59
SHARAN VAN (7M_) 1.9 TDI (7M9)	ASZ	11.02 - 05.03	1896	D	96 kW	1501	72
SHARAN VAN (7M_) 2.0 (7M8, 7M9)	ADY	09.96 - 07.02	1984	B	85 kW	1521	140
SHARAN VAN (7M_) 2.0 (7M8, 7M9)	ATM	09.96 - 07.02	1984	B	85 kW	1520	134
SHARAN VAN (7N1, 7N2) 1.4 TSI	CAVA	05.10 - 11.15	1390	B	110 kW	1492	41
SHARAN VAN (7N1, 7N2) 1.4 TSI	CTHA	05.10 - 11.15	1390	B	110 kW	1492	41
SHARAN VAN (7N1, 7N2) 2.0 TDI	CFFA	05.10 - 05.11	1968	D	100 kW	1517	122
SHARAN VAN (7N1, 7N2) 2.0 TDI	CFFB	05.10 - 11.15	1968	D	103 kW	1517	122
SHARAN VAN (7N1, 7N2) 2.0 TDI	CFFE	05.11 - 11.15	1968	D	85 kW	1517	122
SHARAN VAN (7N1, 7N2) 2.0 TDI	CFGB	08.10 - 01.13	1968	D	125 kW	1517	122
SHARAN VAN (7N1, 7N2) 2.0 TSI	CCZA	12.10 - 11.15	1984	B	147 kW	1521	138
SPACEFOX / SPACE CROSS (5Z6, 5Z7, 5Z9) 1.6 Total Flex 16V	CNXA	10.14 - 12.18	1598	B/E	88 kW	1493	49
SPACEFOX / SPACE CROSS (5Z6, 5Z7, 5Z9) 1.6 Total Flex	BPA	03.06 - 12.19	1598	B/E	76 kW	1491	37
SPACEFOX / SPACE CROSS (5Z6, 5Z7, 5Z9) 1.6 Total Flex	CCRA	03.06 - 12.19	1598	B/E	76 kW	1492	42
SPACEFOX / SPACE CROSS (5Z6, 5Z7, 5Z9) 1.6	BAH	03.06	1598	B	74 kW	1490	34
SPACEFOX / SPACE CROSS (5Z6, 5Z7, 5Z9) 1.6	BLH	03.06	1598	B	74 kW	1491	37
SPACEFOX / SPACE CROSS (5Z6, 5Z7, 5Z9) 1.9 SDI	ASY	11.07 - 11.10	1896	D	47 kW	1499	65
SPACEFOX / SPACE CROSS Variant 1.6 MSI	CFZA	10.15	1598	B	74 kW	1492	43
T-CROSS (C11) 1.6 TDi	DGTD	12.18	1598	D	70 kW	1502	77
T-ROC (A11, D11) 1.6 TDI	DGTE	03.18 - 06.21	1598	D	85 kW	1502	77
T-ROC (A11, D11) 2.0 R 4motion	DNUE	09.19	1984	B	221 kW	1524	153
T-ROC (A11, D11) 2.0 TDI 4motion	DFFA	09.17	1968	D	110 kW	1518	125
T-ROC (A11, D11) 2.0 TDI 4motion	DFHA	07.19 - 06.21	1968	D	140 kW	1518	126
T-ROC (A11, D11) 2.0 TDI	DFFA	03.18	1968	D	110 kW	1518	125
T-ROC (A11, D11) 2.0 TSI 4motion	CZPB	07.17	1984	B	140 kW	1521	139
T-ROC (A11, D11) 2.0 TSI 4motion	DKZA	07.17	1984	B	140 kW	1521	139
TARO 2.4 D 4x4	2L	07.94 - 03.97	2446	D	58 kW	1524	158
TARO 2.4 D 4x4	2L	04.89 - 03.97	2446	D	61 kW	1524	158
TARO 2.4 D	2L	09.91 - 07.94	2446	D	59 kW	1524	158
TARO 2.4 D	2L	07.94 - 03.97	2446	D	58 kW	1524	158
TARO 2.4 D	2L	06.89 - 03.97	2446	D	61 kW	1524	158
TIGUAN (5N_) 1.4 TSI 4motion	BWK	09.07 - 07.18	1390	B	110 kW	1492	41
TIGUAN (5N_) 1.4 TSI 4motion	CAVA	09.07 - 07.18	1390	B	110 kW	1492	41
TIGUAN (5N_) 1.4 TSI 4motion	CAVD	05.11 - 07.18	1390	B	118 kW	1492	41
TIGUAN (5N_) 1.4 TSI 4motion	CTHA	09.07 - 07.18	1390	B	110 kW	1492	41
TIGUAN (5N_) 1.4 TSI 4motion	CTHD	05.11 - 07.18	1390	B	118 kW	1492	41
TIGUAN (5N_) 1.4 TSI	BWK	05.08 - 07.18	1390	B	110 kW	1492	41
TIGUAN (5N_) 1.4 TSI	BWK	05.08 - 07.18	1390	B	110 kW	1492	41



TIGUAN (5N_) 1.4 TSI	CAVA	05.08 - 07.18	1390	B	110 kW	1492	41
TIGUAN (5N_) 1.4 TSI	CAVD	05.11 - 07.18	1390	B	118 kW	1492	41
TIGUAN (5N_) 1.4 TSI	CAXA	08.10 - 07.18	1390	B	90 kW	1492	41
TIGUAN (5N_) 1.4 TSI	CTHA	05.08 - 07.18	1390	B	110 kW	1492	41
TIGUAN (5N_) 1.4 TSI	CTHD	05.11 - 07.18	1390	B	118 kW	1492	41
TIGUAN (5N_) 2.0 TDI 4motion	CBAA	11.07 - 07.18	1968	D	100 kW	1517	122
TIGUAN (5N_) 2.0 TDI 4motion	CBAB	09.07 - 07.18	1968	D	103 kW	1517	122
TIGUAN (5N_) 2.0 TDI 4motion	CBBA	02.08 - 08.09	1968	D	120 kW	1517	122
TIGUAN (5N_) 2.0 TDI 4motion	CBBB	09.07 - 07.18	1968	D	125 kW	1517	122
TIGUAN (5N_) 2.0 TDI 4motion	CFFA	11.07 - 07.18	1968	D	100 kW	1517	122
TIGUAN (5N_) 2.0 TDI 4motion	CFFB	09.07 - 07.18	1968	D	103 kW	1517	122
TIGUAN (5N_) 2.0 TDI 4motion	CFGB	09.07 - 07.18	1968	D	125 kW	1517	122
TIGUAN (5N_) 2.0 TDI 4motion	CFGC	11.12 - 07.18	1968	D	130 kW	1518	125
TIGUAN (5N_) 2.0 TDI 4motion	CLJA	09.07 - 07.18	1968	D	103 kW	1517	122
TIGUAN (5N_) 2.0 TDI 4motion	CUVC	05.15 - 07.18	1968	D	110 kW	1518	125
TIGUAN (5N_) 2.0 TDI 4motion	CUWA	05.15 - 07.18	1968	D	135 kW	1518	125
TIGUAN (5N_) 2.0 TDI	CBAB	03.08 - 07.18	1968	D	103 kW	1517	122
TIGUAN (5N_) 2.0 TDI	CFFB	03.08 - 07.18	1968	D	103 kW	1517	122
TIGUAN (5N_) 2.0 TDI	CFFD	05.10 - 07.18	1968	D	81 kW	1517	122
TIGUAN (5N_) 2.0 TDI	CUVC	05.15 - 07.18	1968	D	110 kW	1518	125
TIGUAN (5N_) 2.0 TDI	CUVE	05.10 - 07.18	1968	D	81 kW	1518	126
TIGUAN (5N_) 2.0 TFSI 4motion	CAWA	09.07 - 07.18	1984	B	125 kW	1519	132
TIGUAN (5N_) 2.0 TFSI 4motion	CAWB	09.07 - 07.18	1984	B	147 kW	1519	132
TIGUAN (5N_) 2.0 TFSI 4motion	CCTA	09.07 - 07.18	1984	B	147 kW	1521	138
TIGUAN (5N_) 2.0 TFSI 4motion	CCTB	09.07 - 07.18	1984	B	125 kW	1519	132
TIGUAN (5N_) 2.0 TFSI 4motion	CCZA	09.07 - 07.18	1984	B	147 kW	1521	138
TIGUAN (5N_) 2.0 TFSI 4motion	CCZC	09.07 - 07.18	1984	B	125 kW	1519	132
TIGUAN (5N_) 2.0 TFSI	CAWB	11.07 - 07.18	1984	B	147 kW	1519	132
TIGUAN (5N_) 2.0 TFSI	CCTA	11.07 - 07.18	1984	B	147 kW	1521	138
TIGUAN (5N_) 2.0 TSI 4motion	CCZB	05.11 - 07.18	1984	B	155 kW	1520	135
TIGUAN (5N_) 2.0 TSI 4motion	CCZD	05.11 - 07.18	1984	B	132 kW	1519	132
TIGUAN (AD1, AX1) 1.6 TDI	DGDB	05.16 - 06.20	1598	D	85 kW	1502	76
TIGUAN (AD1, AX1) 2.0 TDI 4motion	CRFD	06.16 - 07.20	1968	D	105 kW	1518	125
TIGUAN (AD1, AX1) 2.0 TDI 4motion	CRGB	08.16 - 07.20	1968	D	130 kW	1518	126
TIGUAN (AD1, AX1) 2.0 TDI 4motion	CUAA	05.16 - 07.20	1968	D	176 kW	1518	125
TIGUAN (AD1, AX1) 2.0 TDI 4motion	DBGC	01.16 - 06.21	1968	D	110 kW	1518	126
TIGUAN (AD1, AX1) 2.0 TDI 4motion	DFGA	01.16 - 06.21	1968	D	110 kW	1518	126
TIGUAN (AD1, AX1) 2.0 TDI 4motion	DFHA	04.16 - 07.20	1968	D	140 kW	1518	126
TIGUAN (AD1, AX1) 2.0 TDI	CYKC	08.16 - 07.20	1968	D	81 kW	1518	126
TIGUAN (AD1, AX1) 2.0 TDI	DFGA	01.16	1968	D	110 kW	1518	126
TIGUAN (AD1, AX1) 2.0 TDI	DFGC	05.16 - 07.19	1968	D	85 kW	1518	126
TIGUAN (AD1, AX1) 2.0 TSI 4motion	CHHB	06.16	1984	B	162 kW	1524	153
TIGUAN (AD1, AX1) 2.0 TSI 4motion	CZPA	01.16	1984	B	132 kW	1521	139
TIGUAN (AD1, AX1) 2.0 TSI 4motion	DKTA	09.18 - 07.20	1984	B	169 kW	1521	139
TIGUAN (AD1, AX1) 2.0 TSI 4motion	DKZA	09.18	1984	B	140 kW	1521	139
TIGUAN ALLSPACE (BW2, BJ2) 2.0 TDI 4motion	CUAA	06.17 - 09.20	1968	D	176 kW	1518	125
TIGUAN ALLSPACE (BW2, BJ2) 2.0 TDI 4motion	DBGC	06.17	1968	D	110 kW	1518	126
TIGUAN ALLSPACE (BW2, BJ2) 2.0 TDI 4motion	DFGA	06.17	1968	D	110 kW	1518	126
TIGUAN ALLSPACE (BW2, BJ2) 2.0 TDI 4motion	DFHA	06.17 - 07.21	1968	D	140 kW	1518	126
TIGUAN ALLSPACE (BW2, BJ2) 2.0 TDI	DFGA	06.17	1968	D	110 kW	1518	126
TIGUAN ALLSPACE (BW2, BJ2) 2.0 TSI 4motion	CXDA	07.17	1984	B	162 kW	1524	153
TIGUAN ALLSPACE (BW2, BJ2) 2.0 TSI 4motion	DGUA	04.17	1984	B	137 kW	1523	150
TIGUAN ALLSPACE (BW2, BJ2) 2.0 TSI 4motion	DGVA	03.17	1984	B	132 kW	1523	150
TIGUAN ALLSPACE (BW2, BJ2) 2.0 TSI	DGUA	04.17	1984	B	137 kW	1523	150
TIGUAN Kasten/SUV (AD1) TDI BlueMotion	DFHA	01.16 - 07.20	1968	D	140 kW	1518	126
TIGUAN VAN (5N_) 1.4 TSI (5N1)	CAVA	05.08 - 05.10	1390	B	110 kW	1492	41
TIGUAN VAN (5N_) 1.4 TSI (5N1)	CAXA	08.10 - 05.11	1390	B	90 kW	1492	41
TIGUAN VAN (5N_) 1.4 TSI (5N2)	CTHD	09.12 - 07.18	1390	B	118 kW	1492	41
TIGUAN VAN (5N_) 1.4 TSI 4motion (5N2)	CTHD	09.12 - 07.18	1390	B	118 kW	1492	41
TIGUAN VAN (5N_) 2.0 TDI (5N1)	CFFD	05.10 - 07.11	1968	D	81 kW	1517	122
TIGUAN VAN (5N_) 2.0 TDI (5N1, 5N2)	CFFB	11.09 - 07.18	1968	D	103 kW	1517	122
TIGUAN VAN (5N_) 2.0 TDI 4motion (5N1, 5N2)	CBAB	11.07 - 07.18	1968	D	103 kW	1517	122








			ccm		kW		1 POS
TIGUAN VAN (5N_) 2.0 TDI 4motion (5N1, 5N2)	CFFB	11.07 - 07.18	1968	D	103 kW	1517	122
TIGUAN VAN (5N_) 2.0 TDI 4motion (5N1, 5N2)	CFGB	05.10 - 05.13	1968	D	125 kW	1517	122
TIGUAN VAN (5N_) 2.0 TDI 4motion (5N1, 5N2)	CLJA	11.07 - 07.18	1968	D	103 kW	1517	122
TIGUAN VAN (5N_) 2.0 TDI 4motion (5N2)	CFGC	11.12 - 07.18	1968	D	130 kW	1518	125
TIGUAN VAN (5N_) 2.0 TSI 4motion (5N1)	CCZA	11.09 - 05.11	1984	B	147 kW	1521	138
TIGUAN VAN (5N_) 2.0 TSI 4motion (5N1)	CCZC	11.09 - 05.11	1984	B	125 kW	1519	132
TIGUAN VAN (5N_) 2.0 TSI 4motion (5N2)	CCZB	05.11 - 07.18	1984	B	155 kW	1520	135
TOUAREG (7LA, 7L6, 7L7) 2.5 R5 TDI	BAC	01.03 - 05.10	2461	D	128 kW	1516	119
TOUAREG (7LA, 7L6, 7L7) 2.5 R5 TDI	BLK	08.03 - 05.10	2461	D	120 kW	1516	119
TOUAREG (7LA, 7L6, 7L7) 2.5 R5 TDI	BPD	08.03 - 05.10	2461	D	120 kW	1516	119
TOUAREG (7LA, 7L6, 7L7) 2.5 R5 TDI	BPE	01.03 - 05.10	2461	D	128 kW	1516	119
TOUAREG (7LA, 7L6, 7L7) 5.0 R50 TDI	CBWA	08.07 - 05.10	4921	D	257 kW	1517	123
TOUAREG (7LA, 7L6, 7L7) 5.0 V10 TDI	AYH	10.02 - 01.13	4921	D	230 kW	1517	123
TOUAREG (7LA, 7L6, 7L7) 5.0 V10 TDI	BLE	10.02 - 01.13	4921	D	230 kW	1517	123
TOUAREG (CR7) 2.0 TFSi 4motion	CYRC	05.18	1984	B	183 kW	1524	153
TOUAREG (CR7) 2.0 TSI 4motion	CYRB	09.18	1984	B	185 kW	1524	153
TOUAREG (CR7) 2.0 TSI 4motion	DMFA	08.18	1984	B	180 kW	1524	153
TOURAN (1T1, 1T2) 1.4 TSI EcoFuel	CDGA	05.09 - 05.10	1390	G	110 kW	1488	27
TOURAN (1T1, 1T2) 1.4 TSI	BLG	11.06 - 05.10	1390	B	125 kW	1492	41
TOURAN (1T1, 1T2) 1.4 TSI	BMV	02.06 - 05.10	1390	B	103 kW	1492	41
TOURAN (1T1, 1T2) 1.4 TSI	CAVB	11.06 - 05.10	1390	B	125 kW	1492	41
TOURAN (1T1, 1T2) 1.4 TSI	CAVC	02.06 - 05.10	1390	B	103 kW	1492	41
TOURAN (1T1, 1T2) 1.6 BiFuel	BSF	11.06 - 05.10	1595	B/G	75 kW	1517	120
TOURAN (1T1, 1T2) 1.6 FSI	BAG	02.03 - 01.07	1598	B	85 kW	1488	27
TOURAN (1T1, 1T2) 1.6 FSI	BLF	02.03 - 01.07	1598	B	85 kW	1492	41
TOURAN (1T1, 1T2) 1.6 FSI	BLP	02.03 - 01.07	1598	B	85 kW	1492	41
TOURAN (1T1, 1T2) 1.6	BGU	07.03 - 05.10	1595	B	75 kW	1517	120
TOURAN (1T1, 1T2) 1.6	BSE	07.03 - 05.10	1595	B	75 kW	1517	120
TOURAN (1T1, 1T2) 1.6	BSF	07.03 - 05.10	1595	B	75 kW	1517	120
TOURAN (1T1, 1T2) 1.9 TDI	AVQ	02.03 - 05.10	1896	D	74 kW	1501	73
TOURAN (1T1, 1T2) 1.9 TDI	BKC	08.03 - 05.10	1896	D	77 kW	1501	73
TOURAN (1T1, 1T2) 1.9 TDI	BLS	08.03 - 05.10	1896	D	77 kW	1501	73
TOURAN (1T1, 1T2) 1.9 TDI	BRU	11.04 - 05.10	1896	D	66 kW	1501	73
TOURAN (1T1, 1T2) 1.9 TDI	BXE	08.03 - 05.10	1896	D	77 kW	1501	73
TOURAN (1T1, 1T2) 1.9 TDI	BXF	11.04 - 05.10	1896	D	66 kW	1501	73
TOURAN (1T1, 1T2) 1.9 TDI	BXJ	11.04 - 05.10	1896	D	66 kW	1501	73
TOURAN (1T1, 1T2) 2.0 EcoFuel	BSX	02.06 - 05.09	1984	G	80 kW	1520	134
TOURAN (1T1, 1T2) 2.0 FSI	AXW	10.03 - 01.07	1984	B	110 kW	1521	137
TOURAN (1T1, 1T2) 2.0 FSI	BLR	10.03 - 01.07	1984	B	110 kW	1521	137
TOURAN (1T1, 1T2) 2.0 FSI	BLX	10.03 - 01.07	1984	B	110 kW	1521	137
TOURAN (1T1, 1T2) 2.0 FSI	BLY	10.03 - 01.07	1984	B	110 kW	1521	137
TOURAN (1T1, 1T2) 2.0 FSI	BVY	10.03 - 01.07	1984	B	110 kW	1521	137
TOURAN (1T1, 1T2) 2.0 FSI	BVZ	10.03 - 01.07	1984	B	110 kW	1521	137
TOURAN (1T1, 1T2) 2.0 TDI 16V	BKD	08.03 - 05.10	1968	D	103 kW	1510	98
TOURAN (1T1, 1T2) 2.0 TDI	AZV	02.03 - 05.10	1968	D	100 kW	1510	98
TOURAN (1T1, 1T2) 2.0 TDI	BMM	12.05 - 05.10	1968	D	103 kW	1516	115
TOURAN (1T1, 1T2) 2.0 TDI	BMN	12.05 - 05.10	1968	D	125 kW	1510	98
TOURAN (1T1, 1T2) 2.0 TDI	CFJA	12.05 - 05.10	1968	D	125 kW	1517	122
TOURAN (1T3) 1.2 TSI	CBZB	05.10 - 05.15	1197	B	77 kW	1482	9
TOURAN (1T3) 1.4 TSI EcoFuel	CDGA	05.10 - 05.15	1390	B/G	110 kW	1488	27
TOURAN (1T3) 1.4 TSI	CAVB	05.10 - 05.15	1390	B	125 kW	1492	41
TOURAN (1T3) 1.4 TSI	CAVC	05.10 - 05.15	1390	B	103 kW	1492	41
TOURAN (1T3) 1.4 TSI	CTHB	05.10 - 05.15	1390	B	125 kW	1488	27
TOURAN (1T3) 1.4 TSI	CTHC	05.10 - 05.15	1390	B	103 kW	1488	27
TOURAN (1T3) 1.6 TDI	CAYB	05.10 - 05.15	1598	D	66 kW	1502	75
TOURAN (1T3) 1.6 TDI	CAYC	05.10 - 05.15	1598	D	77 kW	1502	75
TOURAN (1T3) 2.0 TDI	CFHC	05.10 - 05.15	1968	D	103 kW	1517	122
TOURAN (1T3) 2.0 TDI	CFHF	11.10 - 05.15	1968	D	81 kW	1517	122
TOURAN (1T3) 2.0 TDI	CFJA	05.10 - 01.13	1968	D	125 kW	1517	122
TOURAN (1T3) 2.0 TDI	CFJB	01.13 - 05.15	1968	D	130 kW	1517	122
TOURAN (1T3) 2.0 TDI	CLCA	11.10 - 05.15	1968	D	81 kW	1517	122
TOURAN (5T1) 1.6 TDI	CRKB	05.15 - 05.16	1598	D	81 kW	1502	77








							
TOURAN (5T1) 1.6 TDI	DGDA	05.16	1598	D	85 kW	1502	76
TOURAN (5T1) 1.8 TSI	CJSA	11.15	1798	B	132 kW	1521	139
TOURAN (5T1) 2.0 TDI	CFHF	11.15 - 07.19	1968	D	81 kW	1517	122
TOURAN (5T1) 2.0 TDI	CRVA	11.15 - 07.19	1968	D	81 kW	1518	125
TOURAN (5T1) 2.0 TDI	CYKB	11.15 - 07.19	1968	D	81 kW	1518	126
TOURAN (5T1) 2.0 TDI	DFA	05.15	1968	D	110 kW	1518	125
TOURAN (5T1) 2.0 TDI	DFEB	11.15 - 07.19	1968	D	81 kW	1518	126
TOURAN (5T1) 2.0 TDI	DFGA	05.15	1968	D	110 kW	1518	126
TOURAN (5T1) 2.0 TDI	DFGB	11.15 - 07.19	1968	D	81 kW	1518	126
TOURAN (5T1) 2.0 TDI	DFGC	02.19	1968	D	85 kW	1518	126
TOURAN (5T1) 2.0 TDI	DFHA	11.15 - 07.19	1968	D	140 kW	1518	126
TOURAN VAN (1T1, 1T2) 1.9 TDI	AVQ	10.03 - 05.05	1896	D	74 kW	1501	73
TOURAN VAN (1T1, 1T2) 1.9 TDI	BKC	08.03 - 11.06	1896	D	77 kW	1501	73
TOURAN VAN (1T1, 1T2) 1.9 TDI	BRU	11.04 - 05.10	1896	D	66 kW	1501	73
TOURAN VAN (1T1, 1T2) 1.9 TDI	BXE	08.03 - 11.06	1896	D	77 kW	1501	73
TOURAN VAN (1T1, 1T2) 1.9 TDI	BXF	11.04 - 05.10	1896	D	66 kW	1501	73
TOURAN VAN (1T1, 1T2) 1.9 TDI	BXJ	11.04 - 05.10	1896	D	66 kW	1501	73
TOURAN VAN (1T1, 1T2) 2.0 EcoFuel	BSX	02.06 - 11.06	1984	B/G	80 kW	1520	134
TOURAN VAN (1T1, 1T2) 2.0 FSI	BLR	05.04 - 01.07	1984	B	110 kW	1521	137
TOURAN VAN (1T1, 1T2) 2.0 FSI	BLX	05.04 - 01.07	1984	B	110 kW	1521	137
TOURAN VAN (1T1, 1T2) 2.0 FSI	BLY	05.04 - 01.07	1984	B	110 kW	1521	137
TOURAN VAN (1T1, 1T2) 2.0 FSI	BVY	05.04 - 01.07	1984	B	110 kW	1521	137
TOURAN VAN (1T1, 1T2) 2.0 FSI	BVZ	05.04 - 01.07	1984	B	110 kW	1521	137
TOURAN VAN (1T1, 1T2) 2.0 TDI	AZV	02.03 - 05.10	1968	D	100 kW	1510	98
TOURAN VAN (1T1, 1T2) 2.0 TDI	BKD	08.03 - 05.10	1968	D	103 kW	1510	98
TOURAN VAN (1T1, 1T2) 2.0 TDI	BMM	12.05 - 05.10	1968	D	103 kW	1516	115
TOURAN VAN (1T1, 1T2) FSI	BAG	02.03 - 11.06	1598	B	85 kW	1488	27
TOURAN VAN (1T1, 1T2) FSI	BLF	02.03 - 11.06	1598	B	85 kW	1492	41
TOURAN VAN (1T1, 1T2) FSI	BLP	02.03 - 11.06	1598	B	85 kW	1492	41
TOURAN VAN (1T3) 1.2 TSI	CBZB	05.10 - 05.15	1197	B	77 kW	1482	9
TOURAN VAN (1T3) 1.4 TSI	CAVB	05.10 - 05.15	1390	B	125 kW	1492	41
TOURAN VAN (1T3) 1.4 TSI	CAVC	05.10 - 05.15	1390	B	103 kW	1492	41
TOURAN VAN (1T3) 1.4 TSI	CTHB	05.10 - 05.15	1390	B	125 kW	1488	27
TOURAN VAN (1T3) 1.4 TSI	CTHC	05.10 - 05.15	1390	B	103 kW	1488	27
TOURAN VAN (1T3) 1.4 TSI EcoFuel	CDGA	05.10 - 05.15	1390	B/G	110 kW	1488	27
TOURAN VAN (1T3) 1.6 TDI	CAYB	05.10 - 05.15	1598	D	66 kW	1502	75
TOURAN VAN (1T3) 1.6 TDI	CAYC	05.10 - 05.15	1598	D	77 kW	1502	75
TOURAN VAN (1T3) 2.0 TDI	CFHC	05.10 - 05.15	1968	D	103 kW	1517	122
TOURAN VAN (1T3) 2.0 TDI	CFJA	05.10 - 01.13	1968	D	125 kW	1517	122
TRANSPORTER CALIFORNIA T4 Camper (7DJ, 7DK, 70J) 1.9 TD	ABL	07.94 - 04.02	1896	D	50 kW	1499	66
TRANSPORTER CALIFORNIA T4 Camper (7DJ, 7DK, 70J) 2.5	APL	05.99 - 04.03	2461	B	85 kW	1514	108
TRANSPORTER CALIFORNIA T4 Camper (7DJ, 7DK, 70J) 2.5	AVT	05.99 - 04.03	2461	B	85 kW	1514	108
TRANSPORTER CALIFORNIA T5 Camper (7EC, 7EF, 7EG, 7HF) 1.9 TDI	AXB	05.07 - 11.09	1896	D	77 kW	1501	72
TRANSPORTER CALIFORNIA T5 Camper (7EC, 7EF, 7EG, 7HF) 1.9 TDI	AXC	05.07 - 11.09	1896	D	63 kW	1501	72
TRANSPORTER CALIFORNIA T5 Camper (7EC, 7EF, 7EG, 7HF) 1.9 TDI	BRS	05.07 - 11.09	1896	D	75 kW	1501	72
TRANSPORTER CALIFORNIA T5 Camper (7EC, 7EF, 7EG, 7HF) 2.0 TDI 4motion	CAAC	10.09 - 08.15	1968	D	103 kW	1517	122
TRANSPORTER CALIFORNIA T5 Camper (7EC, 7EF, 7EG, 7HF) 2.0 TDI 4motion	CAAE	05.10 - 08.15	1968	D	100 kW	1517	122
TRANSPORTER CALIFORNIA T5 Camper (7EC, 7EF, 7EG, 7HF) 2.0 TDI 4motion	CCHA	10.09 - 08.15	1968	D	103 kW	1517	122
TRANSPORTER CALIFORNIA T5 Camper (7EC, 7EF, 7EG, 7HF) 2.0 TDI 4motion	CCHB	05.10 - 08.15	1968	D	100 kW	1517	122
TRANSPORTER CALIFORNIA T5 Camper (7EC, 7EF, 7EG, 7HF) 2.0 TDI 4motion	CFCA	01.10 - 08.15	1968	D	132 kW	1517	122
TRANSPORTER CALIFORNIA T5 Camper (7EC, 7EF, 7EG, 7HF) 2.0 TDI	CAAA	09.09 - 08.15	1968	D	62 kW	1517	122
TRANSPORTER CALIFORNIA T5 Camper (7EC, 7EF, 7EG, 7HF) 2.0 TDI	CAAB	09.09 - 08.15	1968	D	75 kW	1517	122
TRANSPORTER CALIFORNIA T5 Camper (7EC, 7EF, 7EG, 7HF) 2.0 TDI	CAAC	09.09 - 08.15	1968	D	103 kW	1517	122
TRANSPORTER CALIFORNIA T5 Camper (7EC, 7EF, 7EG, 7HF) 2.0 TDI	CAAD	05.11 - 08.15	1968	D	84 kW	1517	122
TRANSPORTER CALIFORNIA T5 Camper (7EC, 7EF, 7EG, 7HF) 2.0 TDI	CAAE	05.10 - 08.15	1968	D	100 kW	1517	122
TRANSPORTER CALIFORNIA T5 Camper (7EC, 7EF, 7EG, 7HF) 2.0 TDI	CCHA	09.09 - 08.15	1968	D	103 kW	1517	122
TRANSPORTER CALIFORNIA T5 Camper (7EC, 7EF, 7EG, 7HF) 2.0 TDI	CCHB	05.10 - 08.15	1968	D	100 kW	1517	122
TRANSPORTER CALIFORNIA T5 Camper (7EC, 7EF, 7EG, 7HF) 2.0 TDI	CFCA	09.09 - 08.15	1968	D	132 kW	1517	122
TRANSPORTER CALIFORNIA T5 Camper (7EC, 7EF, 7EG, 7HF) 2.0 TSI 4motion	CJKA	07.11 - 08.15	1984	B	150 kW	1519	132
TRANSPORTER CALIFORNIA T5 Camper (7EC, 7EF, 7EG, 7HF) 2.0 TSI	CJKA	05.11 - 08.15	1984	B	150 kW	1519	132
TRANSPORTER CALIFORNIA T5 Camper (7EC, 7EF, 7EG, 7HF) 2.0 TSI	CJKB	07.12 - 08.15	1984	B	110 kW	1519	132
TRANSPORTER CALIFORNIA T5 Camper (7EC, 7EF, 7EG, 7HF) 2.5 TDI 4motion	AXD	05.07 - 11.09	2461	D	96 kW	1516	119








			ccm		kw		1 POS
TRANSPORTER CALIFORNIA T5 Camper (7EC, 7EF, 7EG, 7HF) 2.5 TDI 4motion	AXE	05.07 - 11.09	2461	D	128 kW	1516	119
TRANSPORTER CALIFORNIA T5 Camper (7EC, 7EF, 7EG, 7HF) 2.5 TDI 4motion	BNZ	05.07 - 11.09	2461	D	96 kW	1516	119
TRANSPORTER CALIFORNIA T5 Camper (7EC, 7EF, 7EG, 7HF) 2.5 TDI 4motion	BPC	05.07 - 11.09	2461	D	128 kW	1516	119
TRANSPORTER CALIFORNIA T5 Camper (7EC, 7EF, 7EG, 7HF) 2.5 TDI	AXD	05.07 - 11.09	2461	D	96 kW	1516	119
TRANSPORTER CALIFORNIA T5 Camper (7EC, 7EF, 7EG, 7HF) 2.5 TDI	AXE	05.07 - 11.09	2461	D	128 kW	1516	119
TRANSPORTER CALIFORNIA T5 Camper (7EC, 7EF, 7EG, 7HF) 2.5 TDI	BNZ	05.07 - 11.09	2461	D	96 kW	1516	119
TRANSPORTER CALIFORNIA T5 Camper (7EC, 7EF, 7EG, 7HF) 2.5 TDI	BPC	05.07 - 11.09	2461	D	128 kW	1516	119
TRANSPORTER CALIFORNIA T5 Camper (7EC, 7EF, 7EG, 7HF) 2.5 TDi	BLJ	05.07 - 11.09	2461	D	120 kW	1516	119
TRANSPORTER CALIFORNIA T6 Camper (SGC, SGG, SHC) 2.0 TDI 4motion	CAAC	06.15 - 12.19	1968	D	103 kW	1517	122
TRANSPORTER CALIFORNIA T6 Camper (SGC, SGG, SHC) 2.0 TDI 4motion	CFCA	06.15 - 12.19	1968	D	132 kW	1517	122
TRANSPORTER CALIFORNIA T6 Camper (SGC, SGG, SHC) 2.0 TDI 4motion	CXEB	06.15	1968	D	150 kW	1518	125
TRANSPORTER CALIFORNIA T6 Camper (SGC, SGG, SHC) 2.0 TDI 4motion	CXFA	08.15	1968	D	110 kW	1518	125
TRANSPORTER CALIFORNIA T6 Camper (SGC, SGG, SHC) 2.0 TDI 4motion	CXHA	08.15	1968	D	110 kW	1518	125
TRANSPORTER CALIFORNIA T6 Camper (SGC, SGG, SHC) 2.0 TDI	CAAB	04.15 - 12.19	1968	D	75 kW	1517	122
TRANSPORTER CALIFORNIA T6 Camper (SGC, SGG, SHC) 2.0 TDI	CAAC	04.15 - 12.19	1968	D	103 kW	1517	122
TRANSPORTER CALIFORNIA T6 Camper (SGC, SGG, SHC) 2.0 TDI	CFCA	04.15 - 12.19	1968	D	132 kW	1517	122
TRANSPORTER CALIFORNIA T6 Camper (SGC, SGG, SHC) 2.0 TDI	CXEB	06.15	1968	D	150 kW	1518	125
TRANSPORTER CALIFORNIA T6 Camper (SGC, SGG, SHC) 2.0 TDI	CXFA	04.15	1968	D	110 kW	1518	125
TRANSPORTER CALIFORNIA T6 Camper (SGC, SGG, SHC) 2.0 TDI	CXGA	04.15 - 07.19	1968	D	62 kW	1518	125
TRANSPORTER CALIFORNIA T6 Camper (SGC, SGG, SHC) 2.0 TDI	CXGB	04.15 - 12.19	1968	D	75 kW	1518	125
TRANSPORTER CALIFORNIA T6 Camper (SGC, SGG, SHC) 2.0 TDI	CXGD	10.19	1968	D	66 kW	1518	125
TRANSPORTER CALIFORNIA T6 Camper (SGC, SGG, SHC) 2.0 TDI	CXHA	04.15	1968	D	110 kW	1518	125
TRANSPORTER CALIFORNIA T6 Camper (SGC, SGG, SHC) 2.0 TDI	CXHB	05.16 - 08.19	1968	D	84 kW	1518	126
TRANSPORTER CALIFORNIA T6 Camper (SGC, SGG, SHC) 2.0 TDI	CXHC	07.19	1968	D	81 kW	1518	125
TRANSPORTER CALIFORNIA T6 Camper (SGC, SGG, SHC) 2.0 TSI 4motion	CJKA	06.15 - 07.19	1984	B	150 kW	1519	132
TRANSPORTER CALIFORNIA T6 Camper (SGC, SGG, SHC) 2.0 TSI	CJKA	04.15 - 07.19	1984	B	150 kW	1519	132
TRANSPORTER CALIFORNIA T6 Camper (SGC, SGG, SHC) 2.0 TSI	CJKB	04.15 - 07.19	1984	B	110 kW	1519	132
TRANSPORTER GRAND CALIFORNIA Camper (SCB, SCC) 2.0 TDI 4motion	DAUA	04.19	1968	D	103 kW	1518	125
TRANSPORTER GRAND CALIFORNIA Camper (SCB, SCC) 2.0 TDI 4motion	DAVA	04.19	1968	D	130 kW	1518	125
TRANSPORTER GRAND CALIFORNIA Camper (SCB, SCC) 2.0 TDI	DAUA	04.19	1968	D	103 kW	1518	125
TRANSPORTER GRAND CALIFORNIA Camper (SCB, SCC) 2.0 TDI	DAVA	04.19	1968	D	130 kW	1518	125
TRANSPORTER II Bus 1.7	CA	08.71 - 10.73	1679	B	49 kW	1524	157
TRANSPORTER II Bus 1.8	AP	11.73 - 07.75	1795	B	50 kW	1525	159
TRANSPORTER II Bus 2.0	CJ	08.75 - 04.79	1970	B	51 kW	1525	160
TRANSPORTER II Bus 2.0	GE	08.75 - 04.79	1970	B	51 kW	1525	160
TRANSPORTER II Kasten 1.7	CA	08.71 - 12.73	1679	B	49 kW	1524	157
TRANSPORTER II Kasten 1.8	AP	11.73 - 07.75	1795	B	50 kW	1525	159
TRANSPORTER II Kasten 2.0	CJ	08.76 - 07.79	1970	B	51 kW	1525	160
TRANSPORTER II Kasten 2.0	GE	08.76 - 07.79	1970	B	51 kW	1525	160
TRANSPORTER III Bus 1.6 D	CS	01.81 - 07.87	1588	D	37 kW	1494	50
TRANSPORTER III Bus 1.6 D	CS	09.81 - 12.83	1588	D	37 kW	1494	50
TRANSPORTER III Bus 1.6 TD Syncro	JX	03.86 - 07.92	1588	D	51 kW	1486	18
TRANSPORTER III Bus 1.6 TD	JX	08.84 - 07.92	1588	D	51 kW	1486	18
TRANSPORTER III Bus 1.7 D	KY	10.86 - 07.92	1715	D	42 kW	1503	81
TRANSPORTER III Bus 2.0	CU	05.79 - 12.83	1970	B	51 kW	1525	160
TRANSPORTER III Bus 2.0	CV	05.79 - 12.83	1970	B	51 kW	1525	160
TRANSPORTER III Kasten 1.6 D	CS	01.81 - 07.87	1588	D	37 kW	1494	50
TRANSPORTER III Kasten 1.6 TD Syncro	JX	03.86 - 07.92	1588	D	51 kW	1486	18
TRANSPORTER III Kasten 1.6 TD	JX	10.84 - 07.92	1588	D	51 kW	1486	18
TRANSPORTER III Kasten 1.7 D	KY	08.84 - 07.92	1715	D	42 kW	1503	81
TRANSPORTER III Kasten 2.0	CU	05.79 - 04.86	1970	B	51 kW	1525	160
TRANSPORTER III Pritsche/Fahrgestell 1.6 D	CS	01.81 - 07.87	1588	D	37 kW	1494	50
TRANSPORTER III Pritsche/Fahrgestell 1.6 TD Syncro	JX	03.86 - 07.92	1588	D	51 kW	1486	18
TRANSPORTER III Pritsche/Fahrgestell 1.6 TD	JX	10.84 - 07.92	1588	D	51 kW	1486	18
TRANSPORTER III Pritsche/Fahrgestell 1.6 TD	JX	08.85 - 07.87	1588	D	51 kW	1486	18
TRANSPORTER III Pritsche/Fahrgestell 1.7 D	KY	07.89 - 07.92	1715	D	42 kW	1503	81
TRANSPORTER III Pritsche/Fahrgestell 1.7 D	KY	08.85 - 07.87	1715	D	42 kW	1503	81
TRANSPORTER III Pritsche/Fahrgestell 2.0	CU	05.79 - 04.86	1970	B	51 kW	1525	160
TRANSPORTER IV Bus (70B, 70C, 7DB, 7DK, 70J, 70K, 7DC, 7DJ) 1.9 D	1X	09.90 - 12.95	1896	D	44 kW	1500	68
TRANSPORTER IV Bus (70B, 70C, 7DB, 7DK, 70J, 70K, 7DC, 7DJ) 1.9 TD	ABL	10.92 - 04.03	1896	D	50 kW	1499	66
TRANSPORTER IV Bus (70B, 70C, 7DB, 7DK, 70J, 70K, 7DC, 7DJ) 2.0	AAC	09.90 - 04.03	1968	B	62 kW	1518	127
TRANSPORTER IV Bus (70B, 70C, 7DB, 7DK, 70J, 70K, 7DC, 7DJ) 2.5 Syncro	AAF	08.92 - 04.03	2461	B	81 kW	1513	103

















							
TRANSPORTER IV Bus (70B, 70C, 7DB, 7DK, 70J, 70K, 7DC, 7DJ) 2.5 Syncro	ACU	08.92 - 04.03	2461	B	81 kW	1514	108
TRANSPORTER IV Bus (70B, 70C, 7DB, 7DK, 70J, 70K, 7DC, 7DJ) 2.5 Syncro	AEN	08.92 - 04.03	2461	B	81 kW	1514	108
TRANSPORTER IV Bus (70B, 70C, 7DB, 7DK, 70J, 70K, 7DC, 7DJ) 2.5 Syncro	AET	05.95 - 04.03	2461	B	85 kW	1514	108
TRANSPORTER IV Bus (70B, 70C, 7DB, 7DK, 70J, 70K, 7DC, 7DJ) 2.5 Syncro	AEU	08.92 - 04.03	2461	B	81 kW	1514	108
TRANSPORTER IV Bus (70B, 70C, 7DB, 7DK, 70J, 70K, 7DC, 7DJ) 2.5 Syncro	APL	05.95 - 04.03	2461	B	85 kW	1514	108
TRANSPORTER IV Bus (70B, 70C, 7DB, 7DK, 70J, 70K, 7DC, 7DJ) 2.5 Syncro	AVT	05.95 - 04.03	2461	B	85 kW	1514	108
TRANSPORTER IV Bus (70B, 70C, 7DB, 7DK, 70J, 70K, 7DC, 7DJ) 2.5	AAF	09.90 - 08.04	2461	B	81 kW	1513	103
TRANSPORTER IV Bus (70B, 70C, 7DB, 7DK, 70J, 70K, 7DC, 7DJ) 2.5	ACU	09.90 - 08.04	2461	B	81 kW	1514	108
TRANSPORTER IV Bus (70B, 70C, 7DB, 7DK, 70J, 70K, 7DC, 7DJ) 2.5	AEN	09.90 - 08.04	2461	B	81 kW	1514	108
TRANSPORTER IV Bus (70B, 70C, 7DB, 7DK, 70J, 70K, 7DC, 7DJ) 2.5	AET	08.96 - 04.03	2461	B	85 kW	1514	108
TRANSPORTER IV Bus (70B, 70C, 7DB, 7DK, 70J, 70K, 7DC, 7DJ) 2.5	AEU	09.90 - 08.04	2461	B	81 kW	1514	108
TRANSPORTER IV Bus (70B, 70C, 7DB, 7DK, 70J, 70K, 7DC, 7DJ) 2.5	APL	08.96 - 04.03	2461	B	85 kW	1514	108
TRANSPORTER IV Bus (70B, 70C, 7DB, 7DK, 70J, 70K, 7DC, 7DJ) 2.5	AVT	08.96 - 04.03	2461	B	85 kW	1514	108
TRANSPORTER IV Kasten (70A, 70H, 7DA, 7DH) 1.9 D	1X	07.90 - 12.95	1896	D	45 kW	1500	68
TRANSPORTER IV Kasten (70A, 70H, 7DA, 7DH) 1.9 D	1X	09.90 - 12.95	1896	D	44 kW	1500	68
TRANSPORTER IV Kasten (70A, 70H, 7DA, 7DH) 1.9 TD	ABL	10.92 - 04.03	1896	D	50 kW	1499	66
TRANSPORTER IV Kasten (70A, 70H, 7DA, 7DH) 2.0	AAC	07.90 - 04.03	1968	B	62 kW	1518	127
TRANSPORTER IV Kasten (70A, 70H, 7DA, 7DH) 2.5 Syncro	AAF	11.92 - 11.01	2461	B	81 kW	1513	103
TRANSPORTER IV Kasten (70A, 70H, 7DA, 7DH) 2.5 Syncro	AAF	11.92 - 11.01	2461	B	81 kW	1513	103
TRANSPORTER IV Kasten (70A, 70H, 7DA, 7DH) 2.5 Syncro	ACU	11.92 - 11.01	2461	B	81 kW	1514	108
TRANSPORTER IV Kasten (70A, 70H, 7DA, 7DH) 2.5 Syncro	AEN	11.92 - 11.01	2461	B	81 kW	1514	108
TRANSPORTER IV Kasten (70A, 70H, 7DA, 7DH) 2.5 Syncro	AET	05.95 - 04.03	2461	B	85 kW	1514	108
TRANSPORTER IV Kasten (70A, 70H, 7DA, 7DH) 2.5 Syncro	AEU	11.92 - 11.01	2461	B	81 kW	1514	108
TRANSPORTER IV Kasten (70A, 70H, 7DA, 7DH) 2.5 Syncro	APL	05.95 - 04.03	2461	B	85 kW	1514	108
TRANSPORTER IV Kasten (70A, 70H, 7DA, 7DH) 2.5 Syncro	AVT	05.95 - 04.03	2461	B	85 kW	1514	108
TRANSPORTER IV Kasten (70A, 70H, 7DA, 7DH) 2.5	AAF	11.90 - 04.03	2461	B	81 kW	1513	103
TRANSPORTER IV Kasten (70A, 70H, 7DA, 7DH) 2.5	ACU	11.90 - 04.03	2461	B	81 kW	1514	108
TRANSPORTER IV Kasten (70A, 70H, 7DA, 7DH) 2.5	AEN	11.90 - 04.03	2461	B	81 kW	1514	108
TRANSPORTER IV Kasten (70A, 70H, 7DA, 7DH) 2.5	AET	08.96 - 04.03	2461	B	85 kW	1514	108
TRANSPORTER IV Kasten (70A, 70H, 7DA, 7DH) 2.5	AEU	11.90 - 04.03	2461	B	81 kW	1514	108
TRANSPORTER IV Kasten (70A, 70H, 7DA, 7DH) 2.5	APL	08.96 - 04.03	2461	B	85 kW	1514	108
TRANSPORTER IV Kasten (70A, 70H, 7DA, 7DH) 2.5	AVT	08.96 - 04.03	2461	B	85 kW	1514	108
TRANSPORTER IV Pritsche/Fahrgestell (70E, 70L, 70M, 7DE, 7DL 1.9 D	1X	07.90 - 12.95	1896	D	45 kW	1500	68
TRANSPORTER IV Pritsche/Fahrgestell (70E, 70L, 70M, 7DE, 7DL 1.9 D	1X	09.90 - 12.95	1896	D	44 kW	1500	68
TRANSPORTER IV Pritsche/Fahrgestell (70E, 70L, 70M, 7DE, 7DL 1.9 TD	ABL	10.92 - 04.03	1896	D	50 kW	1499	66
TRANSPORTER IV Pritsche/Fahrgestell (70E, 70L, 70M, 7DE, 7DL 2.0	AAC	07.90 - 04.03	1968	B	62 kW	1518	127
TRANSPORTER IV Pritsche/Fahrgestell (70E, 70L, 70M, 7DE, 7DL 2.5 Syncro	AAF	11.92 - 11.01	2461	B	81 kW	1513	103
TRANSPORTER IV Pritsche/Fahrgestell (70E, 70L, 70M, 7DE, 7DL 2.5 Syncro	ACU	11.92 - 11.01	2461	B	81 kW	1514	108
TRANSPORTER IV Pritsche/Fahrgestell (70E, 70L, 70M, 7DE, 7DL 2.5 Syncro	AEN	11.92 - 11.01	2461	B	81 kW	1514	108
TRANSPORTER IV Pritsche/Fahrgestell (70E, 70L, 70M, 7DE, 7DL 2.5 Syncro	AET	05.95 - 04.03	2461	B	85 kW	1514	108
TRANSPORTER IV Pritsche/Fahrgestell (70E, 70L, 70M, 7DE, 7DL 2.5 Syncro	AEU	11.92 - 11.01	2461	B	81 kW	1514	108
TRANSPORTER IV Pritsche/Fahrgestell (70E, 70L, 70M, 7DE, 7DL 2.5 Syncro	APL	05.95 - 04.03	2461	B	85 kW	1514	108
TRANSPORTER IV Pritsche/Fahrgestell (70E, 70L, 70M, 7DE, 7DL 2.5 Syncro	AVT	05.95 - 04.03	2461	B	85 kW	1514	108
TRANSPORTER IV Pritsche/Fahrgestell (70E, 70L, 70M, 7DE, 7DL 2.5	AAF	11.90 - 04.03	2461	B	81 kW	1513	103
TRANSPORTER IV Pritsche/Fahrgestell (70E, 70L, 70M, 7DE, 7DL 2.5	ACU	11.90 - 04.03	2461	B	81 kW	1514	108
TRANSPORTER IV Pritsche/Fahrgestell (70E, 70L, 70M, 7DE, 7DL 2.5	AEN	11.90 - 04.03	2461	B	81 kW	1514	108
TRANSPORTER IV Pritsche/Fahrgestell (70E, 70L, 70M, 7DE, 7DL 2.5	AET	08.96 - 04.03	2461	B	85 kW	1514	108
TRANSPORTER IV Pritsche/Fahrgestell (70E, 70L, 70M, 7DE, 7DL 2.5	AEU	11.90 - 04.03	2461	B	81 kW	1514	108
TRANSPORTER IV Pritsche/Fahrgestell (70E, 70L, 70M, 7DE, 7DL 2.5	APL	08.96 - 04.03	2461	B	85 kW	1514	108
TRANSPORTER IV Pritsche/Fahrgestell (70E, 70L, 70M, 7DE, 7DL 2.5	AVT	08.96 - 04.03	2461	B	85 kW	1514	108
TRANSPORTER KOMBI Bus (T2) 1.4 Flex	BTJ	08.04 - 11.13	1390	B/E	59 kW	1491	39
TRANSPORTER KOMBI Bus (T2) 1.4	BTJ	01.06	1390	B	57 kW	1491	39
TRANSPORTER KOMBI Kasten (T2) 1.4 Flex	BTJ	01.06 - 12.12	1390	B/E	59 kW	1491	39
TRANSPORTER KOMBI Kasten (T2) 1.6 D	BE	02.81 - 12.86	1588	D	40 kW	1490	35
TRANSPORTER KOMBI Pritsche/Fahrgestell (T2) 1.6 D	BE	02.81 - 12.86	1588	D	40 kW	1490	35
TRANSPORTER MULTIVAN V (7HM, 7HN, 7HF, 7EF, 7EM, 7EN) 1.9 TDI	AXC	04.03 - 11.09	1896	D	63 kW	1501	72
TRANSPORTER MULTIVAN V (7HM, 7HN, 7HF, 7EF, 7EM, 7EN) 1.9 TDI	BRR	01.06 - 11.09	1896	D	62 kW	1501	72
TRANSPORTER MULTIVAN V (7HM, 7HN, 7HF, 7EF, 7EM, 7EN) 1.9 TDI	BRS	06.06 - 11.09	1896	D	75 kW	1501	72
TRANSPORTER MULTIVAN V (7HM, 7HN, 7HF, 7EF, 7EM, 7EN) 2.0 BitDI 4motion	CFCA	09.09 - 08.15	1968	D	132 kW	1517	122
TRANSPORTER MULTIVAN V (7HM, 7HN, 7HF, 7EF, 7EM, 7EN) 2.0 BitDI	CFCA	09.09 - 08.15	1968	D	132 kW	1517	122
TRANSPORTER MULTIVAN V (7HM, 7HN, 7HF, 7EF, 7EM, 7EN) 2.0 TDI 4motion	CAAC	09.09 - 08.15	1968	D	103 kW	1517	122
TRANSPORTER MULTIVAN V (7HM, 7HN, 7HF, 7EF, 7EM, 7EN) 2.0 TDI 4motion	CAAE	05.10 - 08.15	1968	D	100 kW	1517	122


			ccm		kw		1 POS
TRANSPORTER MULTIVAN V (7HM, 7HN, 7HF, 7EF, 7EM, 7EN) 2.0 TDI 4motion	CCHA	09.09 - 08.15	1968	D	103 kW	1517	122
TRANSPORTER MULTIVAN V (7HM, 7HN, 7HF, 7EF, 7EM, 7EN) 2.0 TDI 4motion	CCHB	05.10 - 08.15	1968	D	100 kW	1517	122
TRANSPORTER MULTIVAN V (7HM, 7HN, 7HF, 7EF, 7EM, 7EN) 2.0 TDI	CAAA	09.09 - 08.15	1968	D	62 kW	1517	122
TRANSPORTER MULTIVAN V (7HM, 7HN, 7HF, 7EF, 7EM, 7EN) 2.0 TDI	CAAB	09.09 - 08.15	1968	D	75 kW	1517	122
TRANSPORTER MULTIVAN V (7HM, 7HN, 7HF, 7EF, 7EM, 7EN) 2.0 TDI	CAAC	09.09 - 08.15	1968	D	103 kW	1517	122
TRANSPORTER MULTIVAN V (7HM, 7HN, 7HF, 7EF, 7EM, 7EN) 2.0 TDI	CAAD	05.11 - 08.15	1968	D	84 kW	1517	122
TRANSPORTER MULTIVAN V (7HM, 7HN, 7HF, 7EF, 7EM, 7EN) 2.0 TDI	CAAE	05.10 - 08.15	1968	D	100 kW	1517	122
TRANSPORTER MULTIVAN V (7HM, 7HN, 7HF, 7EF, 7EM, 7EN) 2.0 TDI	CCHA	09.09 - 08.15	1968	D	103 kW	1517	122
TRANSPORTER MULTIVAN V (7HM, 7HN, 7HF, 7EF, 7EM, 7EN) 2.0 TDI	CCHB	05.10 - 08.15	1968	D	100 kW	1517	122
TRANSPORTER MULTIVAN V (7HM, 7HN, 7HF, 7EF, 7EM, 7EN) 2.0 TSI 4motion	CJKA	07.11 - 08.15	1984	B	150 kW	1519	132
TRANSPORTER MULTIVAN V (7HM, 7HN, 7HF, 7EF, 7EM, 7EN) 2.0 TSI	CJKA	05.11 - 08.15	1984	B	150 kW	1519	132
TRANSPORTER MULTIVAN V (7HM, 7HN, 7HF, 7EF, 7EM, 7EN) 2.0 TSI	CJKB	07.12 - 08.15	1984	B	110 kW	1519	132
TRANSPORTER MULTIVAN V (7HM, 7HN, 7HF, 7EF, 7EM, 7EN) 2.0	AXA	11.03 - 08.15	1984	B	85 kW	1519	130
TRANSPORTER MULTIVAN V (7HM, 7HN, 7HF, 7EF, 7EM, 7EN) 2.5 TDI 4motion	AXD	11.03 - 11.09	2461	D	96 kW	1516	119
TRANSPORTER MULTIVAN V (7HM, 7HN, 7HF, 7EF, 7EM, 7EN) 2.5 TDI 4motion	AXE	11.03 - 11.09	2461	D	128 kW	1516	119
TRANSPORTER MULTIVAN V (7HM, 7HN, 7HF, 7EF, 7EM, 7EN) 2.5 TDI 4motion	BNZ	11.03 - 11.09	2461	D	96 kW	1516	119
TRANSPORTER MULTIVAN V (7HM, 7HN, 7HF, 7EF, 7EM, 7EN) 2.5 TDI 4motion	BPC	11.03 - 11.09	2461	D	128 kW	1516	119
TRANSPORTER MULTIVAN V (7HM, 7HN, 7HF, 7EF, 7EM, 7EN) 2.5 TDI	AXD	04.03 - 11.09	2461	D	96 kW	1516	119
TRANSPORTER MULTIVAN V (7HM, 7HN, 7HF, 7EF, 7EM, 7EN) 2.5 TDI	AXE	04.03 - 11.09	2461	D	128 kW	1516	119
TRANSPORTER MULTIVAN V (7HM, 7HN, 7HF, 7EF, 7EM, 7EN) 2.5 TDI	BLJ	11.03 - 11.09	2461	D	120 kW	1516	119
TRANSPORTER MULTIVAN V (7HM, 7HN, 7HF, 7EF, 7EM, 7EN) 2.5 TDI	BNZ	04.03 - 11.09	2461	D	96 kW	1516	119
TRANSPORTER MULTIVAN V (7HM, 7HN, 7HF, 7EF, 7EM, 7EN) 2.5 TDI	BPC	04.03 - 11.09	2461	D	128 kW	1516	119
TRANSPORTER MULTIVAN VI (SGF, SGM, SGN, SHM, SHN) 2.0 TDI 4motion	CAAC	06.15 - 12.19	1968	D	103 kW	1517	122
TRANSPORTER MULTIVAN VI (SGF, SGM, SGN, SHM, SHN) 2.0 TDI 4motion	CFCA	06.15 - 12.19	1968	D	132 kW	1517	122
TRANSPORTER MULTIVAN VI (SGF, SGM, SGN, SHM, SHN) 2.0 TDI 4motion	CXEB	06.15	1968	D	150 kW	1518	125
TRANSPORTER MULTIVAN VI (SGF, SGM, SGN, SHM, SHN) 2.0 TDI 4motion	CXFA	08.15	1968	D	110 kW	1518	125
TRANSPORTER MULTIVAN VI (SGF, SGM, SGN, SHM, SHN) 2.0 TDI 4motion	CXHA	08.15	1968	D	110 kW	1518	125
TRANSPORTER MULTIVAN VI (SGF, SGM, SGN, SHM, SHN) 2.0 TDI	CAAA	04.15 - 07.19	1968	D	62 kW	1517	122
TRANSPORTER MULTIVAN VI (SGF, SGM, SGN, SHM, SHN) 2.0 TDI	CAAB	04.15 - 12.19	1968	D	75 kW	1517	122
TRANSPORTER MULTIVAN VI (SGF, SGM, SGN, SHM, SHN) 2.0 TDI	CAAC	04.15 - 05.20	1968	D	103 kW	1517	122
TRANSPORTER MULTIVAN VI (SGF, SGM, SGN, SHM, SHN) 2.0 TDI	CFCA	04.15 - 12.19	1968	D	132 kW	1517	122
TRANSPORTER MULTIVAN VI (SGF, SGM, SGN, SHM, SHN) 2.0 TDI	CXEB	06.15	1968	D	150 kW	1518	125
TRANSPORTER MULTIVAN VI (SGF, SGM, SGN, SHM, SHN) 2.0 TDI	CXFA	04.15	1968	D	110 kW	1518	125
TRANSPORTER MULTIVAN VI (SGF, SGM, SGN, SHM, SHN) 2.0 TDI	CXGA	04.15 - 07.19	1968	D	62 kW	1518	125
TRANSPORTER MULTIVAN VI (SGF, SGM, SGN, SHM, SHN) 2.0 TDI	CXGB	04.15 - 12.19	1968	D	75 kW	1518	125
TRANSPORTER MULTIVAN VI (SGF, SGM, SGN, SHM, SHN) 2.0 TDI	CXGC	05.16 - 08.19	1968	D	84 kW	1518	126
TRANSPORTER MULTIVAN VI (SGF, SGM, SGN, SHM, SHN) 2.0 TDI	CXHA	04.15	1968	D	110 kW	1518	125
TRANSPORTER MULTIVAN VI (SGF, SGM, SGN, SHM, SHN) 2.0 TDI	CXHB	05.16 - 08.19	1968	D	84 kW	1518	126
TRANSPORTER MULTIVAN VI (SGF, SGM, SGN, SHM, SHN) 2.0 TDI	CXHC	07.19	1968	D	81 kW	1518	125
TRANSPORTER MULTIVAN VI (SGF, SGM, SGN, SHM, SHN) 2.0 TSI 4motion	CJKA	06.15 - 07.19	1984	B	150 kW	1519	132
TRANSPORTER MULTIVAN VI (SGF, SGM, SGN, SHM, SHN) 2.0 TSI	CJKA	04.15 - 07.19	1984	B	150 kW	1519	132
TRANSPORTER MULTIVAN VI (SGF, SGM, SGN, SHM, SHN) 2.0 TSI	CJKB	04.15 - 07.19	1984	B	110 kW	1519	132
TRANSPORTER V Bus (7HB, 7HJ, 7EB, 7EJ) 1.9 TDI	AXB	04.03 - 10.11	1896	D	77 kW	1501	72
TRANSPORTER V Bus (7HB, 7HJ, 7EB, 7EJ) 1.9 TDI	AXC	04.03 - 11.09	1896	D	63 kW	1501	72
TRANSPORTER V Bus (7HB, 7HJ, 7EB, 7EJ) 1.9 TDI	BRR	01.06 - 11.09	1896	D	62 kW	1501	72
TRANSPORTER V Bus (7HB, 7HJ, 7EB, 7EJ) 1.9 TDI	BRS	06.06 - 11.09	1896	D	75 kW	1501	72
TRANSPORTER V Bus (7HB, 7HJ, 7EB, 7EJ) 2.0 BitDI 4motion	CFCA	09.09 - 08.15	1968	D	132 kW	1517	122
TRANSPORTER V Bus (7HB, 7HJ, 7EB, 7EJ) 2.0 BitDI	CFCA	09.09 - 08.15	1968	D	132 kW	1517	122
TRANSPORTER V Bus (7HB, 7HJ, 7EB, 7EJ) 2.0 CNG	AXA	01.06 - 08.15	1984	B/G	85 kW	1519	130
TRANSPORTER V Bus (7HB, 7HJ, 7EB, 7EJ) 2.0 TDI 4motion	CAAC	09.09 - 08.15	1968	D	103 kW	1517	122
TRANSPORTER V Bus (7HB, 7HJ, 7EB, 7EJ) 2.0 TDI 4motion	CAAE	05.10 - 08.15	1968	D	100 kW	1517	122
TRANSPORTER V Bus (7HB, 7HJ, 7EB, 7EJ) 2.0 TDI 4motion	CCHA	09.09 - 08.15	1968	D	103 kW	1517	122
TRANSPORTER V Bus (7HB, 7HJ, 7EB, 7EJ) 2.0 TDI 4motion	CCHB	05.10 - 08.15	1968	D	100 kW	1517	122
TRANSPORTER V Bus (7HB, 7HJ, 7EB, 7EJ) 2.0 TDI	CAAA	09.09 - 08.15	1968	D	62 kW	1517	122
TRANSPORTER V Bus (7HB, 7HJ, 7EB, 7EJ) 2.0 TDI	CAAB	09.09 - 08.15	1968	D	75 kW	1517	122
TRANSPORTER V Bus (7HB, 7HJ, 7EB, 7EJ) 2.0 TDI	CAAC	09.09 - 08.15	1968	D	103 kW	1517	122
TRANSPORTER V Bus (7HB, 7HJ, 7EB, 7EJ) 2.0 TDI	CAAD	05.11 - 08.15	1968	D	84 kW	1517	122
TRANSPORTER V Bus (7HB, 7HJ, 7EB, 7EJ) 2.0 TDI	CAAE	05.10 - 08.15	1968	D	100 kW	1517	122
TRANSPORTER V Bus (7HB, 7HJ, 7EB, 7EJ) 2.0 TDI	CCHA	09.09 - 08.15	1968	D	103 kW	1517	122
TRANSPORTER V Bus (7HB, 7HJ, 7EB, 7EJ) 2.0 TDI	CCHB	05.10 - 08.15	1968	D	100 kW	1517	122
TRANSPORTER V Bus (7HB, 7HJ, 7EB, 7EJ) 2.0 TSI 4motion	CJKA	07.11 - 08.15	1984	B	150 kW	1519	132
TRANSPORTER V Bus (7HB, 7HJ, 7EB, 7EJ) 2.0 TSI	CJKA	05.11 - 08.15	1984	B	150 kW	1519	132



							
TRANSPORTER V Bus (7HB, 7HJ, 7EB, 7EJ) 2.0 TSI	CJKB	07.12 - 08.15	1984	B	110 kW	1519	132
TRANSPORTER V Bus (7HB, 7HJ, 7EB, 7EJ) 2.0	AXA	11.03 - 08.15	1984	B	85 kW	1519	130
TRANSPORTER V Bus (7HB, 7HJ, 7EB, 7EJ) 2.5 TDI 4motion	AXD	07.04 - 11.09	2461	D	96 kW	1516	119
TRANSPORTER V Bus (7HB, 7HJ, 7EB, 7EJ) 2.5 TDI 4motion	AXE	07.04 - 11.09	2461	D	128 kW	1516	119
TRANSPORTER V Bus (7HB, 7HJ, 7EB, 7EJ) 2.5 TDI 4motion	BNZ	07.04 - 11.09	2461	D	96 kW	1516	119
TRANSPORTER V Bus (7HB, 7HJ, 7EB, 7EJ) 2.5 TDI 4motion	BPC	07.04 - 11.09	2461	D	128 kW	1516	119
TRANSPORTER V Bus (7HB, 7HJ, 7EB, 7EJ) 2.5 TDI	AXD	04.03 - 11.09	2461	D	96 kW	1516	119
TRANSPORTER V Bus (7HB, 7HJ, 7EB, 7EJ) 2.5 TDI	AXE	04.03 - 11.09	2461	D	96 kW	1516	119
TRANSPORTER V Bus (7HB, 7HJ, 7EB, 7EJ) 2.5 TDI	AXE	04.03 - 11.09	2461	D	128 kW	1516	119
TRANSPORTER V Bus (7HB, 7HJ, 7EB, 7EJ) 2.5 TDI	BNZ	04.03 - 11.09	2461	D	96 kW	1516	119
TRANSPORTER V Bus (7HB, 7HJ, 7EB, 7EJ) 2.5 TDI	BPC	04.03 - 11.09	2461	D	128 kW	1516	119
TRANSPORTER V Bus (7HB, 7HJ, 7EB, 7EJ) 2.5 TDi	BLJ	11.03 - 11.09	2461	D	120 kW	1516	119
TRANSPORTER V Kasten (7HA, 7HH, 7EA, 7EH) 1.9 TDI	AXB	04.03 - 12.16	1896	D	77 kW	1501	72
TRANSPORTER V Kasten (7HA, 7HH, 7EA, 7EH) 1.9 TDI	AXC	04.03 - 11.09	1896	D	63 kW	1501	72
TRANSPORTER V Kasten (7HA, 7HH, 7EA, 7EH) 1.9 TDI	BRR	01.06 - 11.09	1896	D	62 kW	1501	72
TRANSPORTER V Kasten (7HA, 7HH, 7EA, 7EH) 1.9 TDI	BRS	06.06 - 11.09	1896	D	75 kW	1501	72
TRANSPORTER V Kasten (7HA, 7HH, 7EA, 7EH) 2.0 BiFuel	AXA	05.11 - 08.15	1984	B/G	85 kW	1519	130
TRANSPORTER V Kasten (7HA, 7HH, 7EA, 7EH) 2.0 BitDI 4motion	CFCA	09.09 - 08.15	1968	D	132 kW	1517	122
TRANSPORTER V Kasten (7HA, 7HH, 7EA, 7EH) 2.0 BitDI	CFCA	09.09 - 08.15	1968	D	132 kW	1517	122
TRANSPORTER V Kasten (7HA, 7HH, 7EA, 7EH) 2.0 TDI 4motion	CAAC	09.09 - 08.15	1968	D	103 kW	1517	122
TRANSPORTER V Kasten (7HA, 7HH, 7EA, 7EH) 2.0 TDI 4motion	CAAE	05.10 - 08.15	1968	D	100 kW	1517	122
TRANSPORTER V Kasten (7HA, 7HH, 7EA, 7EH) 2.0 TDI 4motion	CCHA	09.09 - 08.15	1968	D	103 kW	1517	122
TRANSPORTER V Kasten (7HA, 7HH, 7EA, 7EH) 2.0 TDI 4motion	CCHB	05.10 - 08.15	1968	D	100 kW	1517	122
TRANSPORTER V Kasten (7HA, 7HH, 7EA, 7EH) 2.0 TDI	CAAA	09.09 - 08.15	1968	D	62 kW	1517	122
TRANSPORTER V Kasten (7HA, 7HH, 7EA, 7EH) 2.0 TDI	CAAB	09.09 - 08.15	1968	D	75 kW	1517	122
TRANSPORTER V Kasten (7HA, 7HH, 7EA, 7EH) 2.0 TDI	CAAC	09.09 - 08.15	1968	D	103 kW	1517	122
TRANSPORTER V Kasten (7HA, 7HH, 7EA, 7EH) 2.0 TDI	CAAD	05.11 - 08.15	1968	D	84 kW	1517	122
TRANSPORTER V Kasten (7HA, 7HH, 7EA, 7EH) 2.0 TDI	CAAE	05.10 - 08.15	1968	D	100 kW	1517	122
TRANSPORTER V Kasten (7HA, 7HH, 7EA, 7EH) 2.0 TDI	CCHA	09.09 - 08.15	1968	D	103 kW	1517	122
TRANSPORTER V Kasten (7HA, 7HH, 7EA, 7EH) 2.0 TDI	CCHB	05.10 - 08.15	1968	D	100 kW	1517	122
TRANSPORTER V Kasten (7HA, 7HH, 7EA, 7EH) 2.0 TSI 4motion	CJKA	07.11 - 08.15	1984	B	150 kW	1519	132
TRANSPORTER V Kasten (7HA, 7HH, 7EA, 7EH) 2.0 TSI	CJKA	05.11 - 08.15	1984	B	150 kW	1519	132
TRANSPORTER V Kasten (7HA, 7HH, 7EA, 7EH) 2.0 TSI	CJKB	07.12 - 08.15	1984	B	110 kW	1519	132
TRANSPORTER V Kasten (7HA, 7HH, 7EA, 7EH) 2.0	AXA	11.03 - 08.15	1984	B	85 kW	1519	130
TRANSPORTER V Kasten (7HA, 7HH, 7EA, 7EH) 2.5 TDI 4motion	AXD	07.04 - 11.09	2461	D	96 kW	1516	119
TRANSPORTER V Kasten (7HA, 7HH, 7EA, 7EH) 2.5 TDI 4motion	AXE	07.04 - 11.09	2461	D	128 kW	1516	119
TRANSPORTER V Kasten (7HA, 7HH, 7EA, 7EH) 2.5 TDI 4motion	BNZ	07.04 - 11.09	2461	D	96 kW	1516	119
TRANSPORTER V Kasten (7HA, 7HH, 7EA, 7EH) 2.5 TDI 4motion	BPC	07.04 - 11.09	2461	D	128 kW	1516	119
TRANSPORTER V Kasten (7HA, 7HH, 7EA, 7EH) 2.5 TDI	AXD	04.03 - 11.09	2461	D	96 kW	1516	119
TRANSPORTER V Kasten (7HA, 7HH, 7EA, 7EH) 2.5 TDI	AXE	04.03 - 11.09	2461	D	128 kW	1516	119
TRANSPORTER V Kasten (7HA, 7HH, 7EA, 7EH) 2.5 TDI	BNZ	04.03 - 11.09	2461	D	96 kW	1516	119
TRANSPORTER V Kasten (7HA, 7HH, 7EA, 7EH) 2.5 TDI	BPC	04.03 - 11.09	2461	D	128 kW	1516	119
TRANSPORTER V Pritsche/Fahrgestell (7JD, 7JE, 7JL, 7JY, 7JZ, 1.9 TDI	AXB	04.03 - 12.09	1896	D	77 kW	1501	72
TRANSPORTER V Pritsche/Fahrgestell (7JD, 7JE, 7JL, 7JY, 7JZ, 1.9 TDI	AXC	04.03 - 11.09	1896	D	63 kW	1501	72
TRANSPORTER V Pritsche/Fahrgestell (7JD, 7JE, 7JL, 7JY, 7JZ, 1.9 TDI	BRR	01.06 - 11.09	1896	D	62 kW	1501	72
TRANSPORTER V Pritsche/Fahrgestell (7JD, 7JE, 7JL, 7JY, 7JZ, 1.9 TDI	BRS	06.06 - 11.09	1896	D	75 kW	1501	72
TRANSPORTER V Pritsche/Fahrgestell (7JD, 7JE, 7JL, 7JY, 7JZ, 2.0 BitDI 4motion	CFCA	09.09 - 08.15	1968	D	132 kW	1517	122
TRANSPORTER V Pritsche/Fahrgestell (7JD, 7JE, 7JL, 7JY, 7JZ, 2.0 BitDI	CFCA	09.09 - 08.15	1968	D	132 kW	1517	122
TRANSPORTER V Pritsche/Fahrgestell (7JD, 7JE, 7JL, 7JY, 7JZ, 2.0 CNG	AXA	11.03 - 05.11	1984	B/G	85 kW	1519	130
TRANSPORTER V Pritsche/Fahrgestell (7JD, 7JE, 7JL, 7JY, 7JZ, 2.0 TDI 4motion	CAAC	09.09 - 08.15	1968	D	103 kW	1517	122
TRANSPORTER V Pritsche/Fahrgestell (7JD, 7JE, 7JL, 7JY, 7JZ, 2.0 TDI 4motion	CAAE	05.10 - 08.15	1968	D	100 kW	1517	122
TRANSPORTER V Pritsche/Fahrgestell (7JD, 7JE, 7JL, 7JY, 7JZ, 2.0 TDI 4motion	CCHA	09.09 - 08.15	1968	D	103 kW	1517	122
TRANSPORTER V Pritsche/Fahrgestell (7JD, 7JE, 7JL, 7JY, 7JZ, 2.0 TDI 4motion	CCHB	05.10 - 08.15	1968	D	100 kW	1517	122
TRANSPORTER V Pritsche/Fahrgestell (7JD, 7JE, 7JL, 7JY, 7JZ, 2.0 TDI	CAAA	09.09 - 08.15	1968	D	62 kW	1517	122
TRANSPORTER V Pritsche/Fahrgestell (7JD, 7JE, 7JL, 7JY, 7JZ, 2.0 TDI	CAAB	09.09 - 08.15	1968	D	75 kW	1517	122
TRANSPORTER V Pritsche/Fahrgestell (7JD, 7JE, 7JL, 7JY, 7JZ, 2.0 TDI	CAAC	09.09 - 08.15	1968	D	103 kW	1517	122
TRANSPORTER V Pritsche/Fahrgestell (7JD, 7JE, 7JL, 7JY, 7JZ, 2.0 TDI	CAAD	05.11 - 08.15	1968	D	84 kW	1517	122
TRANSPORTER V Pritsche/Fahrgestell (7JD, 7JE, 7JL, 7JY, 7JZ, 2.0 TDI	CAAE	05.10 - 08.15	1968	D	100 kW	1517	122
TRANSPORTER V Pritsche/Fahrgestell (7JD, 7JE, 7JL, 7JY, 7JZ, 2.0 TDI	CCHA	09.09 - 08.15	1968	D	103 kW	1517	122
TRANSPORTER V Pritsche/Fahrgestell (7JD, 7JE, 7JL, 7JY, 7JZ, 2.0 TSI	CJKB	07.12 - 08.15	1984	B	110 kW	1519	132
TRANSPORTER V Pritsche/Fahrgestell (7JD, 7JE, 7JL, 7JY, 7JZ, 2.0	AXA	11.03 - 05.13	1984	B	85 kW	1519	130
TRANSPORTER V Pritsche/Fahrgestell (7JD, 7JE, 7JL, 7JY, 7JZ, 2.5 TDI 4motion	AXD	07.04 - 11.09	2461	D	96 kW	1516	119



							
TRANSPORTER VI Pritsche/Fahrgestell (SFD, SFE, SFL, SFZ, SJD 2.0 TDI	CXHA	08.15	1968	D	110 kW	1518	125
TRANSPORTER VI Pritsche/Fahrgestell (SFD, SFE, SFL, SFZ, SJD 2.0 TDI	CXHB	05.16 - 11.19	1968	D	84 kW	1518	126
TRANSPORTER VI Pritsche/Fahrgestell (SFD, SFE, SFL, SFZ, SJD 2.0 TDI	CXHC	07.19	1968	D	81 kW	1518	125
TRANSPORTER VI Pritsche/Fahrgestell (SFD, SFE, SFL, SFZ, SJD 2.0 TSI	CJKB	04.15 - 06.19	1984	B	110 kW	1519	132
VENTO (1H2) 1.4	ABD	11.91 - 09.98	1390	B	40 kW	1484	14
VENTO (1H2) 1.4	ABD	11.91 - 09.98	1390	B	44 kW	1484	14
VENTO (1H2) 1.4	AEX	11.91 - 09.98	1390	B	40 kW	1487	21
VENTO (1H2) 1.4	AEX	11.91 - 09.98	1390	B	44 kW	1487	21
VENTO (1H2) 1.6	ABU	09.92 - 09.98	1598	B	55 kW	1487	21
VENTO (1H2) 1.6	AEA	09.92 - 09.98	1598	B	55 kW	1487	21
VENTO (1H2) 1.6	AEE	09.92 - 09.98	1598	B	55 kW	1487	20
VENTO (1H2) 1.6	AEK	10.94 - 09.98	1595	B	74 kW	1513	104
VENTO (1H2) 1.6	AFT	10.94 - 09.98	1595	B	74 kW	1509	94
VENTO (1H2) 1.6	AKS	10.94 - 09.98	1595	B	74 kW	1505	85
VENTO (1H2) 1.8	AAM	11.91 - 09.98	1781	B	55 kW	1514	106
VENTO (1H2) 1.8	ABS	11.91 - 09.98	1781	B	66 kW	1513	104
VENTO (1H2) 1.8	ACC	11.91 - 09.98	1781	B	66 kW	1513	104
VENTO (1H2) 1.8	ADD	11.91 - 09.98	1781	B	66 kW	1518	128
VENTO (1H2) 1.8	ADZ	11.91 - 09.98	1781	B	66 kW	1509	93
VENTO (1H2) 1.9 D	1Y	11.91 - 09.98	1896	D	48 kW	1500	68
VENTO (1H2) 1.9 SDI	AEY	04.97 - 09.98	1896	D	47 kW	1499	66
VENTO (1H2) 1.9 TDI	1Z	11.91 - 09.98	1896	D	66 kW	1499	66
VENTO (1H2) 1.9 TDI	AFN	04.96 - 09.98	1896	D	81 kW	1498	62
VENTO (1H2) 1.9 TDI	AHU	11.91 - 09.98	1896	D	66 kW	1499	66
VENTO (1H2) 1.9 TDI	ALE	11.91 - 09.98	1896	D	66 kW	1500	69
VENTO (1H2) 1.9 TD	AAZ	11.91 - 09.98	1896	D	55 kW	1499	66
VENTO (1H2) 2.0 GL	AAC	11.91 - 07.98	1968	B	62 kW	1518	127
VENTO (1H2) 2.0 GL	AEP	05.96 - 12.97	1984	B	79 kW	1521	140
VENTO (1H2) 2.0	2E	11.91 - 09.98	1984	B	85 kW	1520	133
VENTO (1H2) 2.0	ABA	11.91 - 09.98	1984	B	85 kW	1524	155
VENTO (1H2) 2.0	ADY	11.91 - 09.98	1984	B	85 kW	1521	140
VENTO (1H2) 2.0	AGG	11.91 - 09.98	1984	B	85 kW	1522	141
VENTO (1H2) 2.0	AKR	11.91 - 09.98	1984	B	85 kW	1522	141
VENTO (602, 604) 1.2 TSI	CBZB	01.10	1197	B	77 kW	1482	9
VENTO (602, 604) 1.4 16V	CLPA	02.14	1390	B	63 kW	1493	49
VENTO (602, 604) 1.5 TDI	CWXC	08.16 - 03.20	1498	D	81 kW	1496	57
VENTO (602, 604) 1.6 MPI	CFNA	07.10	1598	B	77 kW	1492	41
VENTO (602, 604) 1.6 MPI	CLSA	07.10	1598	B	77 kW	1493	47
VENTO (602, 604) 1.6 TDI	CLNA	07.10 - 08.14	1598	D	77 kW	1502	75
VIRTUS Stufenheck (BZ2) 1.6 MSI Flex	CNXC	09.18	1598	B/E	86 kW	1493	49
VOYAGE (5U4, 5U2, 5U6, 5UG) 1.0 Flex	CCNA	07.08	999	B/E	56 kW	1481	6
VOYAGE (5U4, 5U2, 5U6, 5UG) 1.6 Flex	CCRA	10.08	1598	B/E	74 kW	1492	42
VOYAGE (5U4, 5U2, 5U6, 5UG) 1.6 Flex	CCRA	02.08 - 02.22	1598	B/E	76 kW	1492	42
VOYAGE (5U4, 5U2, 5U6, 5UG) 1.6 Flex	CNXA	10.18	1598	B/E	88 kW	1493	49
VOYAGE (5U4, 5U2, 5U6, 5UG) 1.6	CCRA	07.08 - 01.14	1598	B	74 kW	1492	42
VOYAGE (5U4, 5U2, 5U6, 5UG) 1.6	CFZA	07.08 - 01.14	1598	B	74 kW	1492	43
VOYAGE (5X1) 1.0	AER	08.96 - 12.01	999	B	37 kW	1481	5
VOYAGE (5X1) 1.4	AGY	05.96 - 07.02	1390	B	62 kW	1489	30
VOYAGE (5X1) 1.6 TD	JXF	10.94 - 05.02	1588	D	51 kW	1494	51
VOYAGE (5X1) 1.9 D	1Y	06.96 - 09.01	1896	D	48 kW	1500	68
VOYAGE (5X1) 1.9 TDI	1Z	09.99 - 09.01	1896	D	66 kW	1499	66
VOYAGE 1.6 Álcool	UP	09.86 - 09.95	1595	E	60 kW	1519	129
VOYAGE 1.6	FS	01.83 - 11.93	1588	B	54 kW	1504	84
VOYAGE 1.8 Álcool	UE	09.86 - 12.95	1781	E	69 kW	1509	95
VOYAGE 1.8	RM	05.84 - 09.88	1781	B	64 kW	1513	104
VOYAGE 1.8	RM	09.86 - 12.95	1781	B	63 kW	1513	104
							
CONSTELLATION 17.310 TITAN	6 CTAA 8.3	04.06 - 06.08	8268	D	223 kW	1525	163
CONSTELLATION 18.310 TITAN	6 CTAA 8.3	04.06 - 06.08	8268	D	223 kW	1525	163

	 ENGINE	 ccm	 kW	 1 POS			
CONSTELLATION 26.310 TITAN	6 CTAA 8.3	04.06 - 06.08	8268	D	223 kW	1525	163
DELIVERY 29373	4236	01.82 - 10.86	3866	D	62 - 63 kW	1525	162
DELIVERY 33025	4236	01.83 - 10.86	3866	D	62 - 63 kW	1525	162
DELIVERY 33025	DBKA	01.83 - 12.87	1598	D	67 kW	1502	77
DELIVERY 33055	T4.236	01.82 - 12.86	3866	D	66 kW	1525	161
VOLKSBUS 18.310 OT	6 CTAA 8.3	09.05	8268	D	223 kW	1525	163
VOLKSBUS 18.310 OT	6 CTAA 8.3	09.05	8268	D	223 kW	1525	163
WORKER 14210	6 CT 8.3	01.89	8270	D	154 - 155 kW	1525	163
WORKER 14220	6 CT 8.3	11.98	8270	D	157 - 158 kW	1525	163
WORKER 16210	6 CT 8.3	02.88 - 02.00	8270	D	154 - 155 kW	1525	163
WORKER 16300	6 CTAA 8.3	05.98	8268	D	214 kW	1525	163
WORKER 17220	6 CT 8.3	09.05	8270	D	160 kW	1525	163
WORKER 17300	6 CTAA 8.3	08.99 - 09.04	8268	D	223 kW	1525	163
WORKER 23310	6 CTAA 8.3	05.01 - 12.05	8268	D	223 kW	1525	163
WORKER 24220	6 CT 8.3	04.06 - 12.11	8270	D	158 - 160 kW	1525	163
WORKER 26300	6 CTAA 8.3	01.01 - 10.03	8268	D	223 kW	1525	163
WORKER 26300	6 CTAA 8.3	01.00 - 10.01	8268	D	221 kW	1525	163
WORKER 31310	6 CTAA 8.3	12.04 - 12.06	8268	D	223 kW	1525	163
WORKER 35250	6 CTAA 8.3	01.91	8268	D	214 kW	1525	163
WORKER 35300	6 CTAA 8.3	11.98	8268	D	214 kW	1525	163
WORKER 40300	6 CTAA 8.3	06.99 - 11.01	8268	D	220 - 221 kW	1525	163



ENGINE	ccm	kW	1 POS	ENGINE	ccm	kW	1 POS
026.2	81,000	4	1781	50 kW	B	1519	129
1F	81,000	4	1595	55 kW	B	1513	104
1H	81,000	4	1781	118 kW	B	1518	128
1P	81,000	4	1781	72 kW	B	1513	104
1V	76,500	4	1589	44 kW	D	1489	28
1W	75,000	4	1398	35 kW	D	1483	12
1X	79,500	4	1896	44 - 45 kW	D	1500	68
1Y	79,500	4	1896	47 - 50 kW	D	1500	68
1Z	79,500	4	1896	66 kW	D	1499	66
262	81,000	4	1781	50 kW	B	1519	129
2E	82,500	4	1984	85 kW	B	1520	133
2G	75,000	4	1272	40 kW	B	1484	14
2H	81,000	4	1781	72 kW	B	1508	92
2L	92,000	4	2446	58 - 61 kW	D	1524	158
3F	75,000	4	1272	55 - 57 kW	B	1484	14
4236	98,430	4	3866	55 - 65 kW	D	1525	162
496	79,500	4	1588	48 kW	B	1502	78
6 CT 8.3	114,000	6	8270	154 - 160 kW	D	1525	163
6 CTAA 8.3	114,000	6	8268	213 - 235 kW	D	1525	163
682	76,500	4	1471	33 kW	D	1485	17
685	76,500	4	1588	36 kW	D	1496	55
686	76,500	4	1588	45 kW	D	1486	19
68A	76,500	4	1588	45 kW	D	1496	55
68C	76,500	4	1588	50 kW	D	1496	55
9A	82,500	4	1984	100 kW	B	1520	133
AAC	81,000	4	1968	62 kW	B	1518	127
AAF	81,000	5	2461	81 kW	B	1513	103
AAK	75,000	4	1043	33 kW	B	1484	14
AAM	81,000	4	1781	55 kW	B	1514	106
AAU	75,000	4	1043	33 kW	B	1484	14
AAV	75,000	4	1272	40 kW	B	1484	14
AAZ	79,500	4	1896	55 kW	D	1499	66
ABA	82,500	4	1984	81 - 87 kW	B	1524	155
ABD	75,000	4	1390	40 - 44 kW	B	1484	14
ABF	82,500	4	1984	110 kW	B	1520	133
ABL	79,500	4	1896	50 kW	D	1499	66
ABN	81,000	4	1595	54 - 55 kW	B	1513	104
ABS	81,000	4	1781	63 - 66 kW	B	1513	104
ABU	76,500	4	1598	55 kW	B	1487	21
ACC	81,000	4	1781	66 - 67 kW	B	1513	104
ACM	75,000	4	1043	33 kW	B	1483	12
ACR	81,000	4	1595	53 kW	B	1519	129
ACU	81,000	5	2461	80 - 81 kW	B	1514	108
ADC	82,500	4	1984	81 - 85 kW	B	1524	155
ADD	81,000	4	1781	63 - 75 kW	B	1518	128
ADE	79,500	4	1896	56 kW	D	1499	67
ADF	81,000	4	1781	50 kW	B	1509	95
ADG	79,500	4	1896	43 kW	D	1499	65
ADK	76,500	4	1588	40 kW	D	1489	29
ADP	81,000	4	1595	74 kW	B	1513	104
ADR	81,000	4	1781	92 kW	B	1512	100
ADX	76,500	4	1296	40 kW	B	1487	21
ADY	82,500	4	1984	85 kW	B	1521	140
ADZ	81,000	4	1781	63 - 66 kW	B	1509	93
AEA	76,500	4	1598	55 kW	B	1487	21
AEB	81,000	4	1781	110 - 112 kW	B	1508	91
AEE	76,500	4	1598	55 kW	B	1487	20
AEF	79,500	4	1896	47 kW	D	1499	65
AEG	82,500	4	1984	85 kW	B	1520	136
AEH	81,000	4	1595	74 kW	B	1510	96
AEK	81,000	4	1595	74 kW	B	1513	104
AEN	81,000	5	2461	81 kW	B	1514	108
AEP	82,500	4	1984	79 kW	B	1521	140
AER	67,100	4	999	37 kW	B	1481	5
AET	81,000	5	2461	81 - 85 kW	B	1514	108
AEU	81,000	5	2461	81 kW	B	1514	108
AEV	75,000	4	1043	33 kW	B	1484	14
AEX	76,500	4	1390	40 - 44 kW	B	1487	21
AEY	79,500	4	1896	47 - 48 kW	D	1499	66
AFD	79,500	4	1896	58 kW	D	1499	67
AFE	81,000	4	1781	72 kW	B	1513	105
AFH	76,500	4	1390	74 kW	B	1487	22
AFK	76,500	4	1390	74 kW	B	1490	33
AFN	79,500	4	1896	81 kW	D	1498	62
AFR	67,100	4	999	51 - 56 kW	B	1480	2
AFT	81,000	4	1595	74 kW	B	1509	94
AFY	81,000	4	1781	85 kW	B	1505	85
AFZ	67,100	4	999	42 kW	B	1480	3
AGD	79,500	4	1896	47 kW	D	1499	67
AGG	82,500	4	1984	85 kW	B	1522	141
AGN	81,000	4	1781	92 kW	B	1505	86
AGP	79,500	4	1896	50 kW	D	1498	61
AGR	79,500	4	1896	66 kW	D	1499	66
AGU	81,000	4	1781	110 kW	B	1512	101
AGY	76,500	4	1390	62 kW	B	1489	30
AHB	79,500	4	1715	42 kW	D	1500	68
AHF	79,500	4	1896	81 kW	D	1497	58
AHG	79,500	4	1716	42 - 44 kW	D	1500	68
AHH	79,500	4	1896	66 kW	D	1499	66
AHL	81,000	4	1595	74 kW	B	1506	87
AHS	76,500	4	1598	55 kW	B	1487	22
AHT	72,000	4	997	37 kW	B	1482	10
AHU	79,500	4	1896	66 - 67 kW	D	1499	66
AHW	76,500	4	1390	55 kW	B	1490	33
AJH	81,000	4	1781	110 kW	B	1509	95
AJM	79,500	4	1896	85 kW	D	1501	71
AJS	81,000	10	4921	230 kW	D	1517	123
AJV	76,500	4	1598	88 kW	B	1489	31
AKK	76,500	4	1390	44 kW	B	1490	33
AKL	81,000	4	1595	74 - 76 kW	B	1506	88
AKP	76,500	4	1390	40 kW	B	1490	33
AKQ	76,500	4	1390	55 kW	B	1490	33
AKR	82,500	4	1984	85 kW	B	1522	141
AKS	81,000	4	1595	74 kW	B	1505	85
AKU	79,500	4	1716	44 kW	D	1499	65
AKV	76,500	4	1390	44 kW	B	1488	23
AKW	79,500	4	1715	42 kW	D	1499	65
ALD	67,100	4	999	37 kW	B	1481	5
ALE	79,500	4	1896	66 kW	D	1500	69
ALH	79,500	4	1896	66 - 67 kW	D	1499	66
ALL	67,100	4	999	37 kW	B	1481	5
ALM	76,500	4	1598	55 kW	B	1488	23
ALT	82,500	4	1984	96 kW	B	1521	137
ALZ	81,000	4	1595	75 kW	B	1517	120
AMF	79,500	3	1422	55 kW	D	1500	70
ANA	81,000	4	1595	74 kW	B	1517	120
ANB	81,000	4	1781	110 kW	B	1515	110
ANC	79,500	4	1896	44 kW	D	1499	65
ANM	76,500	4	1390	74 kW	B	1487	21
ANN	81,000	4	1781	55 kW	B	1514	106
ANP	81,000	4	1781	66 kW	B	1514	106
ANQ	81,000	4	1781	92 kW	B	1519	129
ANU	79,500	4	1896	66 kW	D	1497	59
ANV	67,100	4	999	37 kW	B	1481	5

ENGINE			ccm	kW			1 POS
ANW	76,500	4	1390	44 kW	B	1488	26
ANX	76,500	4	1390	40 kW	B	1488	23
APE	76,500	4	1390	55 kW	B	1490	33
APF	81,000	4	1595	74 kW	B	1510	96
APH	81,000	4	1781	110 kW	B	1514	107
APK	82,500	4	1984	85 kW	B	1520	136
APL	81,000	5	2461	85 kW	B	1514	108
APQ	76,500	4	1390	44 kW	B	1488	23
APT	81,000	4	1781	92 kW	B	1515	110
APU	81,000	4	1781	110 kW	B	1513	102
AP	93,000	4	1795	50 kW	B	1525	159
AQA	81,000	4	1781	110 kW	B	1513	102
AQM	79,500	4	1896	50 kW	D	1499	65
AQQ	76,500	4	1390	74 kW	B	1490	33
AQY	82,500	4	1984	85 kW	B	1520	136
AQZ	67,100	4	999	53 kW	B	1480	2
ARA	67,100	4	999	43 - 58 kW	B	1480	4
ARC	76,500	4	1598	92 kW	B	1488	24
ARD	79,500	4	1896	44 kW	D	1499	67
ARG	81,000	4	1781	92 kW	B	1515	110
ARL	79,500	4	1896	110 kW	D	1501	72
ARM	81,000	4	1595	74 kW	B	1507	89
ARR	76,500	4	1390	77 kW	B	1490	32
ARX	81,000	4	1781	110 kW	B	1515	111
ARZ	81,000	4	1781	110 kW	B	1513	102
ASF	67,100	4	999	45 kW	B	1480	3
ASU	82,500	4	1984	88 kW	B	1520	136
ASV	79,500	4	1896	81 kW	D	1498	62
ASW	67,100	4	999	82 kW	B	1480	3
ASX	79,500	4	1896	47 kW	D	1499	67
ASY	79,500	4	1896	47 kW	D	1499	65
ASZ	79,500	4	1896	96 kW	D	1501	72
ATD	79,500	4	1896	74 kW	D	1501	71
ATE	67,100	4	999	37 kW	B	1481	5
ATJ	79,500	4	1896	85 kW	D	1501	71
ATL	79,500	3	1422	66 kW	D	1500	70
ATM	82,500	4	1984	85 kW	B	1520	134
ATN	76,500	4	1598	77 kW	B	1488	24
ATU	82,500	4	1984	85 kW	B	1522	141
ATW	81,000	4	1781	110 kW	B	1519	129
AT	93,000	4	1795	55 kW	B	1525	159
AUA	76,500	4	1390	55 kW	B	1490	33
AUB	76,500	4	1390	74 kW	B	1490	33
AUC	67,100	4	999	37 kW	B	1481	5
AUD	76,500	4	1390	44 kW	B	1490	33
AUM	81,000	4	1781	110 kW	B	1515	111
AUQ	81,000	4	1781	132 - 142 kW	B	1515	111
AUR	81,000	4	1595	74 kW	B	1510	96
AUS	76,500	4	1598	77 kW	B	1489	31
AUY	79,500	4	1896	85 kW	D	1501	71
AUZ	82,500	4	1984	88 kW	B	1520	136
AVA	82,500	4	1984	88 kW	B	1520	136
AVB	79,500	4	1896	74 kW	D	1501	71
AVC	81,000	4	1781	110 kW	B	1514	107
AVF	79,500	4	1896	96 kW	D	1501	72
AVG	79,500	4	1896	81 kW	D	1498	62
AVH	82,500	4	1984	85 - 86 kW	B	1522	142
AVM	79,500	4	1896	63 kW	D	1499	67
AVQ	79,500	4	1896	74 kW	D	1501	73
AVT	81,000	5	2461	85 kW	B	1514	108
AVU	81,000	4	1595	75 kW	B	1517	120
AVY	76,500	4	1598	92 kW	B	1489	31

ENGINE			ccm	kW			1 POS
AWB	81,000	4	1595	78 kW	B	1514	109
AWC	81,000	4	1781	110 kW	B	1515	110
AWD	81,000	4	1781	110 kW	B	1516	118
AWF	82,500	4	1984	85 kW	B	1520	136
AWG	82,500	4	1984	85 kW	B	1520	136
AWH	81,000	4	1595	74 kW	B	1510	96
AWL	81,000	4	1781	110 kW	B	1515	111
AWM	81,000	4	1781	125 kW	B	1515	111
AWP	81,000	4	1781	132 kW	B	1515	111
AWT	81,000	4	1781	110 kW	B	1515	111
AWU	81,000	4	1781	110 kW	B	1515	111
AWV	81,000	4	1781	110 kW	B	1515	111
AWW	81,000	4	1781	110 kW	B	1516	118
AWX	79,500	4	1896	96 kW	D	1501	72
AWY	76,500	3	1198	40 kW	B	1493	44
AXA	82,500	4	1984	85 kW	B/G	1519	130
AXB	79,500	4	1896	77 kW	D	1501	72
AXC	79,500	4	1896	63 kW	D	1501	72
AXD	81,000	5	2461	96 kW	D	1516	119
AXE	81,000	5	2461	96 - 128 kW	D	1516	119
AXP	76,500	4	1390	55 kW	B	1490	33
AXR	79,500	4	1896	74 kW	D	1501	73
AXU	76,500	4	1390	63 kW	B	1488	27
AXW	82,500	4	1984	110 kW	B	1521	137
AXX	82,500	4	1984	147 kW	B	1521	137
AYD	81,000	4	1595	75 kW	B	1517	120
AYH	81,000	10	4921	230 kW	D	1517	123
AYQ	79,500	4	1896	47 kW	D	1499	65
AZD	76,500	4	1598	77 kW	B	1489	31
AZG	82,500	4	1984	85 kW	B	1520	134
AZH	82,500	4	1984	85 kW	B	1520	134
AZJ	82,500	4	1984	85 kW	B	1520	134
AZM	82,500	4	1984	85 kW	B	1520	134
AZN	67,100	4	999	40 - 48 kW	B	1480	3
AZP	67,100	4	999	51 - 56 kW	B	1480	3
AZQ	76,500	3	1198	47 kW	B	1493	44
AZV	81,000	4	1968	100 kW	D	1510	98
BAC	81,000	5	2461	128 kW	D	1516	119
BAD	76,500	4	1598	81 kW	B	1488	27
BAE	81,000	4	1781	110 kW	B	1518	126
BAF	81,000	4	1781	92 kW	B	1515	112
BAG	76,500	4	1598	85 kW	B	1488	27
BAH	76,500	4	1598	74 - 76 kW	B	1490	34
BAY	79,500	3	1422	55 kW	D	1500	70
BBM	76,500	3	1198	44 kW	B	1493	44
BBU	81,000	4	1781	132 kW	B	1510	97
BBW	82,500	4	1984	85 kW	B	1522	143
BBX	82,500	4	1984	85 - 88 kW	B	1520	134
BBY	76,500	4	1390	55 kW	B	1490	33
BBZ	76,500	4	1390	74 kW	B	1490	33
BCA	76,500	4	1390	55 kW	B	1488	26
BCB	76,500	4	1598	77 kW	B	1489	31
BCD	81,000	4	1595	74 kW	B	1515	113
BDC	82,500	4	1984	85 kW	B	1523	145
BDJ	81,000	4	1968	51 kW	D	1517	121
BDK	81,000	4	1968	55 kW	D	1517	121
BEE	81,000	4	1968	96 kW	D	1518	125
BEF	82,500	4	1984	43 kW	B	1522	144
BEH	82,500	4	1984	85 kW	B/G	1523	145
BEJ	82,500	4	1984	85 kW	B	1523	145
BEK	81,000	4	1781	132 kW	B	1516	114
BEQ	79,500	4	1896	33 kW	D	1499	67






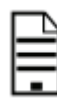
ENGINE	\varnothing	ccm	kW	1 POS	ENGINE	\varnothing	ccm	kW	1 POS						
BER	82,500	4	1984	85 kW	B	1523	145	BNW	67,100	4	999	50 - 53 kW	B	1481	6
BEU	79,500	4	1896	43 kW	D	1499	67	BNY	81,000	4	1781	73 - 78 kW	B	1519	129
BEV	82,500	4	1984	85 - 86 kW	B	1523	145	BNZ	81,000	5	2461	96 kW	D	1516	119
BEW	79,500	4	1896	74 kW	D	1501	73	BPA	76,500	4	1598	72 - 76 kW	B	1491	37
BE	76,500	4	1588	37 - 44 kW	D	1490	35	BPC	81,000	5	2461	128 kW	D	1516	119
BFF	82,500	4	1984	85 kW	B	1523	146	BPD	81,000	5	2461	120 kW	D	1516	119
BFQ	81,000	4	1595	75 kW	B	1517	120	BPE	81,000	5	2461	128 kW	D	1516	119
BFS	81,000	4	1595	75 kW	B	1517	120	BPY	82,500	4	1984	147 kW	B	1523	148
BGD	82,500	4	1984	85 kW	B	1523	145	BPZ	79,500	4	1896	85 kW	D	1501	74
BGL	79,500	4	1896	37 kW	D	1499	65	BRM	79,500	4	1896	74 kW	D	1501	74
BGM	79,500	4	1896	29 kW	D	1499	65	BRR	79,500	4	1896	62 kW	D	1501	72
BGU	81,000	4	1595	75 kW	B	1517	120	BRS	79,500	4	1896	75 kW	D	1501	72
BGW	81,000	4	1968	100 kW	D	1516	115	BRT	81,000	4	1968	103 kW	D	1516	115
BHP	82,500	4	1984	85 kW	B	1523	145	BRU	79,500	4	1896	66 kW	D	1501	73
BHW	81,000	4	1968	100 kW	D	1516	115	BSE	81,000	4	1595	75 kW	B	1517	120
BHY	82,500	4	1984	85 kW	B	1520	136	BSF	81,000	4	1595	75 kW	B	1517	120
BJA	76,500	4	1598	74 - 76 kW	B	1491	37	BST	81,000	4	1968	51 kW	D	1517	121
BJB	79,500	4	1896	77 kW	D	1501	73	BSU	79,500	4	1896	55 kW	D	1501	73
BJC	79,500	4	1896	53 kW	D	1499	67	BSW	79,500	4	1896	77 kW	D	1501	71
BJH	81,000	4	1595	75 kW	B	1516	116	BSX	82,500	4	1984	80 kW	B/G	1520	134
BJJ	81,000	5	2461	65 kW	D	1516	117	BTB	79,500	4	1896	110 kW	D	1497	60
BJK	81,000	5	2461	80 kW	D	1516	117	BTJ	76,500	4	1390	57 - 61 kW	B	1491	39
BJL	81,000	5	2461	100 kW	D	1516	117	BTS	76,500	4	1598	77 kW	B	1492	41
BJM	81,000	5	2461	120 kW	D	1516	117	BUD	76,500	4	1390	59 - 60 kW	B	1492	41
BJX	81,000	4	1781	110 kW	B	1515	111	BUK	79,500	4	1896	118 kW	D	1501	74
BJZ	82,500	4	1984	85 kW	B	1523	147	BUZ	81,000	4	1968	120 kW	D	1510	98
BKC	79,500	4	1896	77 kW	D	1501	73	BVD	81,000	4	1968	90 kW	D	1518	125
BKD	81,000	4	1968	103 kW	D	1510	98	BVE	81,000	4	1968	90 kW	D	1510	98
BKF	81,000	4	1781	110 kW	B	1515	111	BVH	81,000	4	1968	100 kW	D	1516	115
BKG	76,500	4	1390	66 kW	B	1488	27	BVK	79,500	4	1896	85 kW	D	1498	63
BKP	81,000	4	1968	103 kW	D	1510	98	BVX	82,500	4	1984	110 kW	B	1521	137
BKR	76,500	4	1390	55 kW	B	1491	36	BVY	82,500	4	1984	110 kW	B	1521	137
BKU	81,000	4	1781	74 kW	B	1516	118	BVZ	82,500	4	1984	110 kW	B	1521	137
BKY	76,500	4	1390	55 kW	B	1490	33	BWA	82,500	4	1984	147 kW	B	1521	137
BLE	81,000	10	4921	230 kW	D	1517	123	BWB	79,500	3	1422	51 kW	D	1500	70
BLF	76,500	4	1598	85 kW	B	1492	41	BWK	76,500	4	1390	110 kW	B	1492	41
BLG	76,500	4	1390	125 kW	B	1492	41	BWV	81,000	4	1968	88 kW	D	1510	98
BLH	76,500	4	1598	74 kW	B	1491	37	BXE	79,500	4	1896	77 kW	D	1501	73
BLJ	81,000	5	2461	120 kW	D	1516	119	BXF	79,500	4	1896	66 kW	D	1501	73
BLK	81,000	5	2461	120 kW	D	1516	119	BJJ	79,500	4	1896	66 kW	D	1501	73
BLM	76,500	4	1390	61 kW	B	1491	38	BXT	79,500	4	1896	30 kW	D	1499	67
BLN	76,500	4	1390	66 kW	B	1492	41	BXV	76,500	3	1198	51 kW	B	1492	40
BLP	76,500	4	1598	85 kW	B	1492	41	BYD	82,500	4	1984	169 kW	B	1523	149
BLR	82,500	4	1984	110 kW	B	1521	137	BZB	82,500	4	1798	118 kW	B	1519	132
BLS	79,500	4	1896	77 kW	D	1501	73	BZG	76,500	3	1198	51 kW	B	1493	44
BLT	79,500	4	1896	96 kW	D	1501	72	CAAA	81,000	4	1968	62 kW	D	1517	122
BLX	82,500	4	1984	110 kW	B	1521	137	CAAB	81,000	4	1968	75 kW	D	1517	122
BLY	82,500	4	1984	110 kW	B	1521	137	CAAC	81,000	4	1968	103 kW	D	1517	122
BMA	81,000	4	1968	100 kW	D	1510	98	CAAD	81,000	4	1968	84 kW	D	1517	122
BMD	76,500	3	1198	40 kW	B	1493	44	CAAE	81,000	4	1968	100 kW	D	1517	122
BME	76,500	3	1198	47 kW	B	1493	44	CAVA	76,500	4	1390	110 kW	B	1492	41
BMG	76,500	4	1390	55 kW	B	1493	49	CAVB	76,500	4	1390	125 kW	B	1492	41
BMM	81,000	4	1968	103 kW	D	1516	115	CAVC	76,500	4	1390	103 kW	B	1492	41
BMN	81,000	4	1968	125 kW	D	1510	98	CAVD	76,500	4	1390	118 kW	B	1492	41
BMP	81,000	4	1968	103 kW	D	1516	115	CAVE	76,500	4	1390	132 kW	B	1492	41
BMR	81,000	4	1968	125 kW	D	1510	98	CAWA	82,500	4	1984	125 kW	B	1519	132
BMS	79,500	3	1422	59 kW	D	1500	70	CAWB	82,500	4	1984	147 kW	B	1519	132
BMT	79,500	4	1896	74 kW	D	1501	73	CAXA	76,500	4	1390	90 kW	B	1492	41
BMY	76,500	4	1390	103 kW	B	1492	41	CAYA	79,500	4	1598	55 kW	D	1502	75
BNM	79,500	3	1422	51 kW	D	1500	70	CAYB	79,500	4	1598	66 kW	D	1502	75
BNU	81,000	4	1781	132 kW	B	1518	126	CAYC	79,500	4	1598	77 kW	D	1502	75
BNV	79,500	3	1422	59 kW	D	1500	70	CAYD	79,500	4	1598	75 kW	D	1502	75





ENGINE			ccm	kW			1 POS
CAYE	79,500	4	1598	55 kW	D	1502	75
CA	90,000	4	1679	49 kW	B	1524	157
CBAA	81,000	4	1968	100 kW	D	1517	122
CBAB	81,000	4	1968	103 kW	D	1517	122
CBAC	81,000	4	1968	105 kW	D	1517	122
CBBA	81,000	4	1968	120 kW	D	1517	122
CBBB	81,000	4	1968	125 kW	D	1517	122
CBDA	81,000	4	1968	100 kW	D	1517	122
CBDB	81,000	4	1968	103 kW	D	1517	122
CBDC	81,000	4	1968	81 kW	D	1517	122
CBEA	81,000	4	1968	103 kW	D	1518	125
CBFA	82,500	4	1984	147 - 157 kW	B	1521	138
CBHA	81,000	4	1968	47 kW	D	1516	115
CBJB	81,000	4	1968	55 kW	D	1516	115
CBKA	81,000	4	1968	74 kW	D	1516	115
CBPA	82,500	4	1984	85 - 86 kW	B	1520	134
CBSA	82,500	4	1984	37 kW	B	1523	145
CBWA	81,000	10	4921	230 - 257 kW	D	1517	123
CBZA	71,000	4	1197	63 kW	B	1482	9
CBZB	71,000	4	1197	77 kW	B	1482	9
CBZC	71,000	4	1197	66 kW	B	1482	9
CCHA	81,000	4	1968	103 kW	D	1517	122
CCHB	81,000	4	1968	100 kW	D	1517	122
CCNA	67,100	4	999	51 - 56 kW	B	1481	6
CCRA	76,500	4	1598	74 - 77 kW	B	1492	42
CCSA	81,000	4	1595	75 kW	B	1517	120
CCTA	82,500	4	1984	147 - 157 kW	B	1521	138
CCTB	82,500	4	1984	125 kW	B	1519	132
CCZA	82,500	4	1984	147 kW	B	1521	138
CCZB	82,500	4	1984	155 kW	B	1520	135
CCZC	82,500	4	1984	125 kW	B	1519	132
CCZD	82,500	4	1984	132 kW	B	1519	132
CDAA	82,500	4	1798	118 kW	B	1519	131
CDAB	82,500	4	1798	112 kW	B	1519	131
CDBA	81,000	4	1968	90 kW	D	1517	122
CDCA	81,000	4	1968	120 kW	D	1517	122
CDDA	76,500	4	1390	63 kW	B	1488	27
CDGA	76,500	4	1390	110 kW	B/G	1488	27
CDLA	82,500	4	1984	195 kW	B	1523	149
CDLC	82,500	4	1984	188 kW	B	1523	149
CDLF	82,500	4	1984	199 kW	B	1523	149
CDLG	82,500	4	1984	173 kW	B	1523	149
CDLK	82,500	4	1984	206 kW	B	1523	149
CEA	82,500	4	1798	118 kW	B	1521	139
CEBA	81,000	5	2461	65 kW	D	1516	117
CEBB	81,000	5	2461	80 kW	D	1516	117
CECA	81,000	5	2461	100 kW	D	1516	117
CECB	81,000	5	2461	120 kW	D	1516	117
CEEA	76,500	3	1198	45 kW	B	1493	46
CEGA	81,000	4	1968	125 kW	D	1517	122
CFBA	76,500	4	1390	96 kW	B	1493	49
CFCA	81,000	4	1968	132 kW	D	1517	122
CFEA	82,500	4	1984	85 - 88 kW	B	1520	134
CFFA	81,000	4	1968	100 kW	D	1517	122
CFFB	81,000	4	1968	103 kW	D	1517	122
CFFD	81,000	4	1968	81 kW	D	1517	122
CFFE	81,000	4	1968	85 kW	D	1517	122
CFGB	81,000	4	1968	125 kW	D	1517	122
CFGC	81,000	4	1968	130 kW	D	1518	125
CFHB	81,000	4	1968	100 kW	D	1517	122
CFHC	81,000	4	1968	103 kW	D	1517	122
CFHE	81,000	4	1968	62 kW	D	1517	122

ENGINE			ccm	kW			1 POS
CFHF	81,000	4	1968	81 kW	D	1517	122
CFJA	81,000	4	1968	125 kW	D	1517	122
CFJB	81,000	4	1968	130 kW	D	1517	122
CFNA	76,500	4	1598	77 kW	B	1492	41
CFNB	76,500	4	1598	63 kW	B	1492	41
CFPA	82,500	4	1984	118 kW	B	1519	132
CFWA	79,500	3	1199	55 kW	D	1499	64
CFZA	76,500	4	1598	74 - 76 kW	B	1492	43
CGGA	76,500	4	1390	59 kW	B	1492	41
CGGB	76,500	4	1390	63 kW	B	1492	41
CGM	82,500	4	1984	147 kW	B	1519	132
CGPA	76,500	3	1198	51 kW	B	1493	44
CGPB	76,500	3	1198	44 kW	B	1493	44
CGYA	82,500	4	1798	112 kW	B	1519	132
CHFA	76,500	3	1198	44 kW	B	1493	44
CHFB	76,500	3	1198	40 kW	B	1493	44
CHGA	81,000	4	1595	75 kW	B/G	1517	120
CHHA	82,500	4	1984	169 kW	B	1524	153
CHHB	82,500	4	1984	162 kW	B	1524	153
CJAA	81,000	4	1968	103 - 104 kW	D	1517	122
CJDA	81,000	4	1968	75 kW	D	1516	115
CJDD	81,000	4	1968	75 kW	D	1516	115
CJKA	82,500	4	1984	150 kW	B	1519	132
CJKB	82,500	4	1984	110 kW	B	1519	132
CJSA	82,500	4	1798	132 kW	B	1521	139
CJSB	82,500	4	1798	132 kW	B	1521	139
CJSC	82,500	4	1798	132 kW	B	1521	139
CJXA	82,500	4	1984	206 kW	B	1524	153
CJXB	82,500	4	1984	206 kW	B	1524	153
CJXC	82,500	4	1984	221 - 265 kW	B	1524	153
CJXD	82,500	4	1984	213 kW	B	1524	153
CJXE	82,500	4	1984	195 kW	B	1524	153
CJXG	82,500	4	1984	228 kW	B	1524	153
CJXH	82,500	4	1984	213 kW	B	1523	150
CJ	94,000	4	1970	51 kW	B	1525	160
CKFC	81,000	4	1968	110 kW	D	1518	125
CKJA	82,500	4	1984	85 - 88 kW	B	1523	145
CKMA	76,500	4	1390	118 kW	B	1488	27
CKRA	81,000	4	1968	103 kW	D	1517	122
CKTB	81,000	4	1968	80 kW	D	1517	122
CKTC	81,000	4	1968	100 kW	D	1517	122
CKUB	81,000	4	1968	120 kW	D	1517	122
CKUC	81,000	4	1968	105 kW	D	1517	122
CKYA	76,500	3	1198	45 kW	B	1493	46
CK	76,500	4	1471	37 kW	D	1493	45
CLCA	81,000	4	1968	81 kW	D	1517	122
CLCB	81,000	4	1968	103 kW	D	1517	122
CLHA	79,500	4	1598	77 kW	D	1502	77
CLHB	79,500	4	1598	66 kW	D	1502	77
CLJA	81,000	4	1968	103 kW	D	1517	122
CLLA	81,000	4	1968	125 kW	D	1517	122
CLNA	79,500	4	1598	77 kW	D	1502	75
CLPA	76,500	4	1390	63 kW	B	1493	49
CLSA	76,500	4	1598	77 kW	B	1493	47
CMAA	76,500	4	1390	60 kW	B	1493	48
CMSB	76,500	4	1390	90 kW	B	1492	41
CMXA	81,000	4	1595	75 kW	B	1517	120
CNBA	76,500	4	1390	61 kW	B	1493	49
CNEA	81,000	4	1968	132 kW	D	1517	122
CNFA	81,000	4	1968	90 kW	D	1517	122
CNFB	81,000	4	1968	103 kW	D	1517	122
CNKA	76,500	4	1598	60 kW	B	1488	25



ENGINE		ccm	kW			1	POS	ENGINE		ccm	kW			1	POS
CNSA	82,500	4	1798	125 kW	B	1521	139	CUWA	81,000	4	1968	135 kW	D	1518	125
CNSB	82,500	4	1798	125 kW	B	1521	139	CUXA	81,000	4	1968	135 kW	D	1518	126
CNTA	82,500	4	1984	155 kW	B	1523	150	CU	94,000	4	1970	51 kW	B	1525	160
CNTC	82,500	4	1984	162 kW	B	1523	150	CVCA	81,000	4	1968	110 kW	D	1518	125
CNWA	76,500	4	1390	118 kW	B	1492	41	CV	94,000	4	1970	51 kW	B	1525	160
CNXA	76,500	4	1598	88 kW	B	1493	49	CWXC	77,000	4	1498	81 kW	D	1496	57
CNXC	76,500	4	1598	86 kW	B	1493	49	CXBA	82,500	4	1798	125 kW	B	1521	139
CPKA	82,500	4	1798	125 kW	B	1524	153	CXBB	82,500	4	1798	125 kW	B	1521	139
CPLA	82,500	4	1984	155 kW	B	1524	153	CXCA	82,500	4	1984	155 kW	B	1524	153
CPPA	82,500	4	1984	155 kW	B	1524	153	CXCB	82,500	4	1984	162 kW	B	1524	153
CPRA	82,500	4	1798	125 kW	B	1524	153	CXDA	82,500	4	1984	162 kW	B	1524	153
CPYA	81,000	4	1968	55 kW	D	1517	124	CXEB	81,000	4	1968	150 kW	D	1518	125
CPYB	81,000	4	1968	44 kW	D	1517	124	CXFA	81,000	4	1968	110 kW	D	1518	125
CPYC	81,000	4	1968	36 kW	D	1517	124	CXGA	81,000	4	1968	62 kW	D	1518	125
CPYD	81,000	4	1968	55 kW	D	1517	124	CXGB	81,000	4	1968	75 kW	D	1518	125
CPYE	81,000	4	1968	44 kW	D	1517	124	CXGC	81,000	4	1968	84 kW	D	1518	126
CPYF	81,000	4	1968	44 kW	D	1517	124	CXGD	81,000	4	1968	66 kW	D	1518	125
CPYG	81,000	4	1968	36 kW	D	1517	124	CXHA	81,000	4	1968	110 kW	D	1518	125
CP	76,500	6	2383	55 kW	D	1490	35	CXHB	81,000	4	1968	84 kW	D	1518	126
CRBB	81,000	4	1968	105 kW	D	1518	125	CXHC	81,000	4	1968	81 kW	D	1518	125
CRBC	81,000	4	1968	110 kW	D	1518	125	CXXA	79,500	4	1598	66 kW	D	1502	77
CRFC	81,000	4	1968	105 kW	D	1518	125	CXXB	79,500	4	1598	81 kW	D	1502	77
CRFD	81,000	4	1968	105 kW	D	1518	125	CYFB	82,500	4	1984	215 kW	B	1524	153
CRFZ	81,000	4	1968	105 kW	D	1518	126	CYKB	81,000	4	1968	81 kW	D	1518	126
CRGA	81,000	4	1968	130 kW	D	1518	126	CYKC	81,000	4	1968	81 kW	D	1518	126
CRGB	81,000	4	1968	130 kW	D	1518	126	CYRB	82,500	4	1984	185 kW	B	1524	153
CRKA	79,500	4	1598	66 kW	D	1502	77	CYRC	82,500	4	1984	183 kW	B	1524	153
CRKB	79,500	4	1598	81 kW	D	1502	77	CY	76,500	4	1588	51 kW	D	1485	17
CRLB	81,000	4	1968	110 kW	D	1518	125	CZPA	82,500	4	1984	132 kW	B	1521	139
CRLD	81,000	4	1968	81 kW	D	1518	126	CZPB	82,500	4	1984	140 kW	B	1521	139
CRMB	81,000	4	1968	110 kW	D	1518	125	CZPC	82,500	4	1984	147 kW	B	1521	139
CRUA	81,000	4	1968	110 kW	D	1518	125	DAJA	82,500	4	1798	141 - 169 kW	B	1521	139
CRVA	81,000	4	1968	81 kW	D	1518	125	DAJB	82,500	4	1798	141 kW	B	1521	139
CRVC	81,000	4	1968	105 kW	D	1518	125	DASA	81,000	4	1968	90 kW	D	1518	125
CRZA	82,500	4	1984	188 - 191 kW	B	1523	149	DASB	81,000	4	1968	103 kW	D	1518	125
CR	76,500	4	1588	39 - 40 kW	D	1485	16	DASC	81,000	4	1968	80 kW	D	1518	125
CSHA	81,000	4	1968	132 kW	D	1517	122	DAUA	81,000	4	1968	103 kW	D	1518	125
CSLA	81,000	4	1968	80 kW	D	1517	122	DAUB	81,000	4	1968	75 kW	D	1518	125
CSLB	81,000	4	1968	84 kW	D	1517	122	DAVA	81,000	4	1968	130 kW	D	1518	125
CSLC	81,000	4	1968	103 kW	D	1517	122	DAWA	81,000	4	1968	130 kW	D	1518	126
CSNA	81,000	4	1968	120 kW	D	1517	122	DBGA	81,000	4	1968	110 kW	D	1518	126
CS	76,500	4	1588	37 kW	D	1494	50	DBGB	81,000	4	1968	81 kW	D	1518	125
CTHA	76,500	4	1390	110 kW	B	1492	41	DBGC	81,000	4	1968	110 kW	D	1518	126
CTHB	76,500	4	1390	125 kW	B	1488	27	DBKA	79,500	4	1598	81 kW	D	1502	77
CTHC	76,500	4	1390	103 kW	B	1488	27	DCGA	82,500	4	1984	175 kW	B	1524	153
CTHD	76,500	4	1390	118 kW	B	1492	41	DCXA	79,500	4	1598	88 kW	D	1502	77
CTHE	76,500	4	1390	132 kW	B	1492	41	DCYA	81,000	4	1968	110 kW	D	1518	125
CTKA	76,500	4	1390	118 kW	B	1492	41	DCYB	81,000	4	1968	81 kW	D	1518	126
CUAA	81,000	4	1968	176 kW	D	1518	125	DCZA	79,500	4	1598	88 kW	D	1502	77
CULA	82,500	4	1984	132 kW	B	1524	153	DDAA	81,000	4	1968	140 kW	D	1518	125
CULC	82,500	4	1984	162 kW	B	1524	153	DDMA	81,000	4	1968	140 kW	D	1518	125
CUNA	81,000	4	1968	135 kW	D	1518	125	DDR	82,500	4	1984	92 kW	B	1523	151
CUPA	81,000	4	1968	135 kW	D	1518	125	DDSA	82,500	4	1984	130 kW	B	1523	150
CUUA	81,000	4	1968	81 kW	D	1518	125	DDYA	79,500	4	1598	85 kW	D	1502	77
CUUB	81,000	4	1968	110 kW	D	1518	126	DDYB	79,500	4	1598	66 kW	D	1502	77
CUUC	81,000	4	1968	55 kW	D	1518	125	DEDA	82,500	4	1984	162 kW	B	1524	153
CUUD	81,000	4	1968	75 kW	D	1518	125	DEJA	81,000	4	1968	110 kW	D	1518	126
CUUE	81,000	4	1968	90 kW	D	1518	125	DEJB	81,000	4	1968	81 kW	D	1518	126
CUUF	81,000	4	1968	55 kW	D	1518	125	DEKA	81,000	4	1968	110 kW	D	1518	126
CUVA	81,000	4	1968	85 kW	D	1518	126	DELA	81,000	4	1968	110 kW	D	1518	125
CUVC	81,000	4	1968	110 kW	D	1518	125	DFCA	81,000	4	1968	140 kW	D	1518	125
CUVE	81,000	4	1968	81 kW	D	1518	126	DFDA	81,000	4	1968	110 kW	D	1518	125

ENGINE			ccm	kW			1 POS
DFEA	81,000	4	1968	110 kW	D	1518	125
DFEB	81,000	4	1968	81 kW	D	1518	126
DFFA	81,000	4	1968	110 kW	D	1518	125
DFGA	81,000	4	1968	110 kW	D	1518	126
DFGB	81,000	4	1968	81 kW	D	1518	126
DFGC	81,000	4	1968	85 kW	D	1518	126
DFHA	81,000	4	1968	140 kW	D	1518	126
DFLA	81,000	4	1968	110 kW	D	1518	126
DFLD	81,000	4	1968	85 kW	D	1518	126
DFMA	81,000	4	1968	135 kW	D	1518	126
DFSB	81,000	4	1968	110 kW	D	1518	126
DFSC	81,000	4	1968	55 kW	D	1518	126
DFSD	81,000	4	1968	75 kW	D	1518	126
DFSE	81,000	4	1968	90 kW	D	1518	126
DFSF	81,000	4	1968	55 kW	D	1518	126
DFZA	81,000	4	1968	81 kW	D	1518	126
DGCA	81,000	4	1968	135 kW	D	1518	125
DGDA	79,500	4	1598	85 kW	D	1502	76
DGDB	79,500	4	1598	85 kW	D	1502	76
DGMA	81,000	4	1968	110 kW	D	1518	125
DGTA	79,500	4	1598	85 kW	D	1502	77
DGTB	79,500	4	1598	66 kW	D	1502	77
DGTC	79,500	4	1598	59 kW	D	1502	77
DGTD	79,500	4	1598	70 kW	D	1502	77
DGTE	79,500	4	1598	85 kW	D	1502	77
DGUA	82,500	4	1984	137 kW	B	1523	150
DGVA	82,500	4	1984	132 kW	B	1523	150
DJFA	81,000	4	1968	110 kW	D	1518	126
DJGA	81,000	4	1968	135 kW	D	1518	126
DJHA	82,500	4	1984	228 kW	B	1524	153
DJHB	82,500	4	1984	213 kW	B	1524	153
DJHC	82,500	4	1984	206 kW	B	1524	153
DJJA	82,500	4	1984	215 kW	B	1524	152
DKTA	82,500	4	1984	169 kW	B	1521	139
DKTB	82,500	4	1984	180 kW	B	1524	153
DKZA	82,500	4	1984	140 kW	B	1521	139
DKZC	82,500	4	1984	147 kW	B	1521	139
DLBA	82,500	4	1984	180 kW	B	1524	153
DLRA	82,500	4	1984	215 kW	B	1524	153
DLRB	82,500	4	1984	200 kW	B	1524	153
DMFA	82,500	4	1984	180 kW	B	1524	153
DNUA	82,500	4	1984	200 kW	B	1524	153
DNUC	82,500	4	1984	213 kW	B	1524	153
DNUE	82,500	4	1984	221 kW	B	1524	153
DRFA	82,500	4	1984	140 kW	B	1524	153
DS	81,000	4	1781	66 kW	B	1508	92
DTA	81,000	4	1595	51 kW	B	1507	90
DT	81,000	4	1595	55 kW	B	1511	99
DX	81,000	4	1781	82 kW	B	1518	127
DZ	81,000	4	1781	82 kW	B	1508	92
EE	79,500	4	1588	60 kW	B	1502	78
EF	79,500	4	1588	60 kW	B	1502	78
EG	79,500	4	1588	81 kW	B	1502	78
EH	79,500	4	1457	53 - 57 kW	B	1502	78
EJ	79,500	4	1588	49 - 61 kW	B	1502	78
EM	79,500	4	1588	55 kW	B	1502	78
EN	79,500	4	1715	51 - 57 kW	B	1502	79
EP	75,000	4	1297	44 kW	B	1483	11
EU	75,000	4	1297	44 kW	B	1483	11
EV	81,000	4	1781	82 kW	B	1518	127
EWA	81,000	4	1595	51 - 55 kW	B	1507	90
EW	81,000	4	1595	55 kW	B	1511	99

ENGINE			ccm	kW			1 POS
EX	81,000	4	1781	66 kW	B	1508	92
EZA	81,000	4	1595	51 - 55 kW	B	1511	99
EZ	81,000	4	1595	55 kW	B	1511	99
FA	69,500	4	1093	37 kW	B	1482	8
FB	76,500	4	1470	48 - 55 kW	B	1494	51
FD	76,500	4	1471	55 - 63 kW	B	1494	52
FF	76,500	4	1471	48 kW	B	1494	51
FH	76,500	4	1471	51 kW	B	1495	53
FJ	69,500	4	1093	38 kW	B	1482	8
FK	76,500	4	1471	48 - 51 kW	B	1495	54
FN	79,500	4	1588	53 - 57 kW	B	1502	78
FP	79,500	4	1588	51 - 55 kW	B	1502	78
FR	79,500	4	1588	63 kW	B	1502	78
FS	79,500	4	1588	53 - 54 kW	B	1504	84
FT	79,500	4	1588	51 kW	B	1504	84
FV	79,500	4	1588	51 kW	B	1503	80
FY	75,000	4	1272	40 kW	B	1483	12
FZ	75,000	4	1272	44 kW	B	1483	12
GE	94,000	4	1970	51 kW	B	1525	160
GF	75,000	4	1272	44 kW	B	1483	12
GG	69,500	4	1093	37 kW	B	1482	8
GH	79,500	4	1457	48 kW	B	1502	78
GK	75,000	4	1272	55 kW	B	1483	12
GL	75,000	4	1043	29 kW	B	1484	14
GN	75,000	4	1043	33 - 37 kW	B	1484	14
GS	75,000	4	1272	43 kW	B	1484	13
GT	75,000	4	1272	43 kW	B	1483	12
GU	81,000	4	1781	66 kW	B	1508	92
GX	81,000	4	1781	66 kW	B	1508	92
GZ	81,000	4	1781	82 kW	B	1518	127
HA	69,500	4	895	29 kW	B	1482	8
HB	69,500	4	1093	37 kW	B	1482	8
HC	69,500	4	1093	44 kW	B	1482	8
HD	69,500	4	1093	38 kW	B	1481	7
HE	64,500	4	771	25 kW	B	1480	1
HH	75,000	4	1272	44 kW	B	1483	12
HJ	75,000	4	1272	43 kW	B	1484	14
HK	75,000	4	1272	40 kW	B	1483	12
HM	81,000	4	1595	53 - 60 kW	B	1511	99
HN	81,000	4	1595	53 - 55 kW	B	1511	99
HP	81,000	5	1994	85 kW	B	1514	108
HT	81,000	4	1781	74 - 77 kW	B	1518	127
HV	81,000	4	1781	66 kW	B	1508	92
HW	75,000	4	1272	37 kW	B	1483	12
HY	81,000	5	2226	100 kW	B	1514	108
HZ	75,000	4	1043	33 - 37 kW	B	1484	14
JB	79,500	4	1457	51 kW	B	1502	78
JF	79,500	4	1715	48 - 55 kW	B	1502	78
JH	81,000	4	1781	66 - 75 kW	B	1518	127
JJ	81,000	4	1781	82 kW	B	1507	90
JK	76,500	4	1588	39 - 40 kW	D	1486	18
JN	81,000	4	1781	66 - 76 kW	B	1508	92
JP	76,500	4	1588	40 kW	D	1486	18
JR	76,500	4	1588	51 kW	D	1496	55
JS	81,000	5	1994	85 kW	B	1514	108
JT	81,000	5	2226	82 - 88 kW	B	1514	108
JU	81,000	4	1595	55 kW	B	1508	91
JV	81,000	4	1781	66 kW	B	1508	92
JXF	76,500	4	1588	51 kW	D	1494	51
JX	76,500	4	1588	51 kW	D	1486	18
KM	81,000	5	2226	77 kW	B	1514	108
KR	81,000	4	1781	100 - 102 kW	B	1508	92



ENGINE		ccm	kW			1	POS	ENGINE		ccm	kW			1	POS
KT	81,000	4	1781	82 kW	B	1518	127	UEG	81,000	4	1781	76 kW	B	1519	129
KV	81,000	5	2226	100 kW	B	1514	108	UE	81,000	4	1781	69 - 75 kW	B	1509	95
KX	81,000	5	2226	82 - 88 kW	B	1514	108	ULA	82,500	4	1984	89 kW	B	1524	154
KY	79,500	4	1715	42 kW	D	1503	81	ULB	82,500	4	1984	88 kW	B	1524	154
ME	76,500	4	1588	37 - 40 kW	D	1486	19	UNF	81,000	4	1595	65 - 68 kW	B	1519	129
MF	76,500	4	1588	51 kW	D	1486	19	UPD	81,000	4	1595	73 kW	B	1519	129
MH	75,000	4	1272	40 kW	B	1483	12	UP	81,000	4	1595	59 - 73 kW	B	1519	129
MN	75,000	4	1272	33 kW	D	1483	12	UQD	82,500	4	1984	80 - 88 kW	B	1524	155
NU	75,000	4	1272	37 kW	B	1483	12	UQG	82,500	4	1984	82 - 90 kW	B	1524	155
NZ	75,000	4	1272	40 kW	B	1484	14	UQ	82,500	4	1984	73 - 108 kW	B	1524	155
PB	81,000	4	1781	82 kW	B	1508	92	URA	82,500	4	1984	92 kW	B	1524	156
PF	81,000	4	1781	75 - 79 kW	B	1513	104	UR	82,500	4	1984	82 - 92 kW	B	1524	156
PG	81,000	4	1781	110 - 118 kW	B	1518	128	WL	79,500	4	1714	55 kW	B	1504	82
PL	81,000	4	1781	92 - 95 kW	B	1518	127	WP	79,500	4	1588	48 kW	B	1504	84
PN	81,000	4	1595	51 kW	B	1511	99	WT	79,500	4	1715	55 - 58 kW	B	1502	78
PP	81,000	4	1595	51 kW	B	1508	92	WV	79,500	4	1588	55 kW	B	1504	83
PY	75,000	4	1272	83 - 85 kW	B	1483	12	WY	79,500	4	1588	55 kW	B	1504	84
RA	76,500	4	1588	59 kW	D	1486	19	WZ	79,500	4	1588	55 kW	B	1504	84
RD	81,000	4	1781	79 kW	B	1518	126	W	90,000	4	1679	59 - 63 kW	B	1524	157
RE	81,000	4	1595	53 kW	B	1511	99	YG	79,500	4	1588	61 kW	B	1504	84
RF	81,000	4	1595	53 kW	B	1508	92	YH	79,500	4	1588	57 - 61 kW	B	1504	84
RH	81,000	4	1781	62 kW	B	1508	92	YJ	76,500	4	1471	55 kW	B	1496	56
RL	81,000	4	1595	53 kW	B	1511	99	YK	79,500	4	1588	59 - 61 kW	B	1502	78
RM	81,000	4	1781	63 - 64 kW	B	1513	104	YN	79,500	4	1588	55 kW	B	1504	83
RP	81,000	4	1781	65 - 66 kW	B	1512	100	YP	79,500	4	1588	61 - 63 kW	B	1504	83
RV	81,000	4	1781	75 - 77 kW	B	1513	104	YS	79,500	4	1588	81 kW	B	1502	78
SB	76,500	4	1588	59 kW	D	1486	19	YU	79,500	4	1588	51 kW	B	1504	84
T4.236	98,430	4	3866	66 - 76 kW	D	1525	161	YY	79,500	4	1588	51 kW	B	1504	84
UDB	81,000	4	1781	68 - 74 kW	B	1519	129	ZA	75,000	4	1297	40 kW	B	1484	15
UDH	81,000	4	1781	66 - 79 kW	B	1518	128	ZB	76,500	4	1471	55 kW	B	1496	56
UED	81,000	4	1781	75 kW	B	1519	129	ZC	76,500	4	1471	57 - 63 kW	B	1496	56
UEE	81,000	4	1781	76 kW	B	1519	129	ZF	75,000	4	1297	44 kW	B	1484	15



64,500 mm **1**

HE

405002-00-4 * 5 pairs									
-25-4	1,2,5	HL	AL	53,958	59,000	18,500	↑ LO1G	2,502	3 pairs
-50-4				53,978	59,019		↓ L		
-75-4									
-100-4	4	HL	AL	53,958	59,000	18,500	↑ LO1G	2,502	1 pair
				53,978	59,019		↓ LO1G		
	3	FL	AL	53,958	59,000	24,930	↑ LO1G	2,502	1 pair
				53,978	59,019		↓ L		
405008-00-4 * 5 pairs									
-25-4	1,2,4,5	HL	AL	53,958	59,000	18,500	↑ LO1G	2,502	4 pairs
-50-4				53,978	59,019		↓ L		
-75-4									
-100-4	3	FL	AL	53,958	59,000	24,930	↑ LO1G	2,502	1 pair
				53,978	59,019		↓ L		
435008-00-4 4 pairs									
-25-4	1-4	PL	CU3	41,965	45,000	18,000	↑ L	1,505	
-50-4				41,980	45,016		↓ L		
-75-4									

67,100 mm **2**

AFR, AQZ,

405014-00-4 5 pairs									
-25-4	1-5	HL	AL	53,963	59,000	18,500	↑ LO2G	2,507	
-50-4				53,978	59,019		↓ L		
415001-00-2 2 pairs									
-10-2		AS	AL	59,500	72,950		↑ G	1,975	
-20-2				59,750	73,200		↓ L G		
435011-00-4 4 pairs									
-25-4	1-4	PL	AL	41,965	45,000	18,500	↑ O1	1,505	
-50-4				41,980	45,012		↓ O1		
-75-4									

67,100 mm **3**

AFZ, ASF, ASW, AZN, AZP,

405012-00-4 5 pairs									
-25-4	1-5	HL	AL	53,958	59,000	18,500	↑ LO1G	2,502	
-50-4				53,978	59,019		↓ L		
-75-4									
405014-00-4 5 pairs									
-25-4	1-5	HL	AL	53,963	59,000	18,500	↑ LO2G	2,507	
-50-4				53,978	59,019		↓ L		
415001-00-2 2 pairs									
-10-2		AS	AL	59,500	72,950		↑ G	1,975	
-20-2				59,750	73,200		↓ L G		
435011-00-4 4 pairs									
-25-4	1-4	PL	AL	41,965	45,000	18,500	↑ O1	1,505	
-50-4				41,980	45,012		↓ O1		
-75-4									

67,100 mm **4**

ARA

405014-00-4 5 pairs									
-25-4	1-5	HL	AL	53,963	59,000	18,500	↑ LO2G	2,507	
-50-4				53,978	59,019		↓ L		
415001-00-2 2 pairs									
-10-2		AS	AL	59,500	72,950		↑ G	1,975	
-20-2				59,750	73,200		↓ L G		



67,100 mm							5		
AER, ALD, ALL, ANV, ATE, AUC,									
405014-00-4							5 pairs		
-25-4	1-5	HL	AL	53,963	59,000	18,500	↑ LO2G	2,507	
-50-4				53,978	59,019		↓ L		
415001-00-2							2 pairs		
-10-2		AS	AL	59,500	72,950		↑ G	1,975	
-20-2				59,750	73,200		↓ L G		
415002-00-1							1 pair		
		AS	CU2	59,500	71,550		↑ G	2,475	
				59,750	71,800		↓ G		
435011-00-4							4 pairs		
-25-4	1-4	PL	AL	41,965	45,000	18,500	↑ O1	1,505	
-50-4				41,980	45,012		↓ O1		
-75-4									
67,100 mm							6		
BNW, CCNA,									
405012-00-4							5 pairs		
-25-4	1-5	HL	AL	53,958	59,000	18,500	↑ LO1G	2,502	
-50-4				53,978	59,019		↓ L		
-75-4									
415001-00-2							2 pairs		
-10-2		AS	AL	59,500	72,950		↑ G	1,975	
-20-2				59,750	73,200		↓ L G		
69,500 mm							7		
HD									
405002-00-4 *							5 pairs		
-25-4	1,2,5	HL	AL	53,958	59,000	18,500	↑ LO1G	2,502	3 pairs
-50-4				53,978	59,019		↓ L		
-75-4	4	HL	AL	53,958	59,000	18,500	↑ LO1G	2,502	1 pair
-100-4				53,978	59,019		↓ LO1G		
	3	FL	AL	53,958	59,000	24,930	↑ LO1G	2,502	1 pair
				53,978	59,019		↓ L		
415001-00-2							2 pairs		
-10-2		AS	AL	59,500	72,950		↑ G	1,975	
-20-2				59,750	73,200		↓ L G		
435008-00-4							4 pairs		
-25-4	1-4	PL	CU3	41,965	45,000	18,000	↑ L	1,505	
-50-4				41,980	45,016		↓ L		
-75-4									



69,500 mm **8**

FA , FJ , GG , HA , HB , HC ,

405002-00-4 * **5 pairs**

-25-4	1,2,5	HL	AL	53,958	59,000	18,500	↑ LO1G	2,502	3 pairs
-50-4				53,978	59,019		↓ L		
-75-4	4	HL	AL	53,958	59,000	18,500	↑ LO1G	2,502	1 pair
-100-4				53,978	59,019		↓ LO1G		
	3	FL	AL	53,958	59,000	24,930	↑ LO1G	2,502	1 pair
				53,978	59,019		↓ L		

405008-00-4 * **5 pairs**

-25-4	1,2,4,5	HL	AL	53,958	59,000	18,500	↑ LO1G	2,502	4 pairs
-50-4				53,978	59,019		↓ L		
-75-4	3	FL	AL	53,958	59,000	24,930	↑ LO1G	2,502	1 pair
-100-4				53,978	59,019		↓ L		

415001-00-2 **2 pairs**

-10-2		AS	AL	59,500	72,950		↑ G	1,975	
-20-2				59,750	73,200		↓ L G		

435008-00-4 **4 pairs**

-25-4	1-4	PL	CU3	41,965	45,000	18,000	↑ L	1,505	
-50-4				41,980	45,016		↓ L		
-75-4									

71,000 mm **9**

CBZA , CBZB , CBZC ,

405025-00-4 **5 pairs**

	1-5	HL	AL	41,963	47,000	16,300	↑ LO1G	2,513	
				41,978	47,019		↓ L		

415004-00-1 **1 pair**

	1	AS	AL	48,100	64,750		↑ G	2,475	
				48,100	65,000		↓ G		

435019-00-4 **4 pairs**

-25-4	1-4	PL	AL	41,975	45,000	15,000	↑ O1	1,500	
-50-4				41,990	45,012		↓ O1		

72,000 mm **10**

AHT

405014-00-4 **5 pairs**

-25-4	1-5	HL	AL	53,963	59,000	18,500	↑ LO2G	2,507	
-50-4				53,978	59,019		↓ L		

415001-00-2 **2 pairs**

-10-2		AS	AL	59,500	72,950		↑ G	1,975	
-20-2				59,750	73,200		↓ L G		

415002-00-1 **1 pair**

		AS	CU2	59,500	71,550		↑ G	2,475	
				59,750	71,800		↓ G		

435011-00-4 **4 pairs**

-25-4	1-4	PL	AL	41,965	45,000	18,500	↑ O1	1,505	
-50-4				41,980	45,012		↓ O1		
-75-4									



75,000 mm **11**

EP, EU,

405001-00-4 5 pairs										
-25-4	1,2,3,5	HL	AL	53,958	59,000	18,500	↑ LO1G	2,502	4 pairs	
-50-4				53,978	59,019		↓ L			
-75-4										
-100-4	4	HL	AL	53,958	59,000	18,500	↑ LO1G	2,502	1 pair	
				53,978	59,019		↓ LO1G			
405002-00-4 * 5 pairs										
-25-4	1,2,5	HL	AL	53,958	59,000	18,500	↑ LO1G	2,502	3 pairs	
-50-4				53,978	59,019		↓ L			
-75-4										
-100-4	4	HL	AL	53,958	59,000	18,500	↑ LO1G	2,502	1 pair	
				53,978	59,019		↓ LO1G			
	3	FL	AL	53,958	59,000	24,930	↑ LO1G	2,502	1 pair	
				53,978	59,019		↓ L			
405008-00-4 * 5 pairs										
-25-4	1,2,4,5	HL	AL	53,958	59,000	18,500	↑ LO1G	2,502	4 pairs	
-50-4				53,978	59,019		↓ L			
-75-4										
-100-4	3	FL	AL	53,958	59,000	24,930	↑ LO1G	2,502	1 pair	
				53,978	59,019		↓ L			
405018-00-4 5 pairs										
-25-4	1-5	HL	CU3	53,958	59,000	18,500	↑ LO1G	2,502		
-50-4				53,978	59,019		↓ L			
415001-00-2 2 pairs										
-10-2		AS	AL	59,500	72,950		↑ G	1,975		
-20-2				59,750	73,200		↓ L G			
435002-00-4 4 pairs										
-25-4	1-4	PL	AL	47,758	50,600	19,000	↑ LO1	1,406		
-50-4				47,778	50,612		↓ LO1			
-75-4										
-100-4										

75,000 mm **12**

1W, ACM, FY, FZ, GF, GK, GT, HH, HK, HW, MH, MN, NU, PY,

405002-00-4 * 5 pairs										
-25-4	1,2,5	HL	AL	53,958	59,000	18,500	↑ LO1G	2,502	3 pairs	
-50-4				53,978	59,019		↓ L			
-75-4										
-100-4	4	HL	AL	53,958	59,000	18,500	↑ LO1G	2,502	1 pair	
				53,978	59,019		↓ LO1G			
	3	FL	AL	53,958	59,000	24,930	↑ LO1G	2,502	1 pair	
				53,978	59,019		↓ L			
415001-00-2 2 pairs										
-10-2		AS	AL	59,500	72,950		↑ G	1,975		
-20-2				59,750	73,200		↓ L G			
435008-00-4 4 pairs										
-25-4	1-4	PL	CU3	41,965	45,000	18,000	↑ L	1,505		
-50-4				41,980	45,016		↓ L			
-75-4										



75,000 mm **13**

GS

405002-00-4 * 5 pairs									
-25-4	1,2,5	HL	AL	53,958	59,000	18,500	↑ LO1G	2,502	3 pairs
-50-4				53,978	59,019		↓ L		
-75-4									
-100-4	4	HL	AL	53,958	59,000	18,500	↑ LO1G	2,502	1 pair
				53,978	59,019		↓ LO1G		
	3	FL	AL	53,958	59,000	24,930	↑ LO1G	2,502	1 pair
				53,978	59,019		↓ L		
405008-00-4 * 5 pairs									
-25-4	1,2,4,5	HL	AL	53,958	59,000	18,500	↑ LO1G	2,502	4 pairs
-50-4				53,978	59,019		↓ L		
-75-4									
-100-4	3	FL	AL	53,958	59,000	24,930	↑ LO1G	2,502	1 pair
				53,978	59,019		↓ L		
415001-00-2 2 pairs									
-10-2		AS	AL	59,500	72,950		↑ G	1,975	
-20-2				59,750	73,200		↓ L G		
435008-00-4 4 pairs									
-25-4	1-4	PL	CU3	41,965	45,000	18,000	↑ L	1,505	
-50-4				41,980	45,016		↓ L		
-75-4									

75,000 mm **14**

2G, 3F, AAK, AAU, AAV, ABD, AEV, GL, GN, HJ, HZ, NZ,

415001-00-2 2 pairs									
-10-2		AS	AL	59,500	72,950		↑ G	1,975	
-20-2				59,750	73,200		↓ L G		
435008-00-4 4 pairs									
-25-4	1-4	PL	CU3	41,965	45,000	18,000	↑ L	1,505	
-50-4				41,980	45,016		↓ L		
-75-4									

75,000 mm **15**

ZA, ZF,

405001-00-4 5 pairs									
-25-4	1,2,3,5	HL	AL	53,958	59,000	18,500	↑ LO1G	2,502	4 pairs
-50-4				53,978	59,019		↓ L		
-75-4									
-100-4	4	HL	AL	53,958	59,000	18,500	↑ LO1G	2,502	1 pair
				53,978	59,019		↓ LO1G		
405002-00-4 * 5 pairs									
-25-4	1,2,5	HL	AL	53,958	59,000	18,500	↑ LO1G	2,502	3 pairs
-50-4				53,978	59,019		↓ L		
-75-4									
-100-4	4	HL	AL	53,958	59,000	18,500	↑ LO1G	2,502	1 pair
				53,978	59,019		↓ LO1G		
	3	FL	AL	53,958	59,000	24,930	↑ LO1G	2,502	1 pair
				53,978	59,019		↓ L		
405008-00-4 * 5 pairs									
-25-4	1,2,4,5	HL	AL	53,958	59,000	18,500	↑ LO1G	2,502	4 pairs
-50-4				53,978	59,019		↓ L		
-75-4									
-100-4	3	FL	AL	53,958	59,000	24,930	↑ LO1G	2,502	1 pair
				53,978	59,019		↓ L		
405018-00-4 5 pairs									
-25-4	1-5	HL	CU3	53,958	59,000	18,500	↑ LO1G	2,502	
-50-4				53,978	59,019		↓ L		
415001-00-2 2 pairs									
-10-2		AS	AL	59,500	72,950		↑ G	1,975	
-20-2				59,750	73,200		↓ L G		



76,500 mm **16**

CR

405002-00-4 * 5 pairs										
-25-4	1,2,5	HL	AL	53,958	59,000	18,500	↑ LO1G	2,502	3 pairs	
-50-4				53,978	59,019		↓ L			
-75-4										
-100-4	4	HL	AL	53,958	59,000	18,500	↑ LO1G	2,502	1 pair	
				53,978	59,019		↓ LO1G			
	3	FL	AL	53,958	59,000	24,930	↑ LO1G	2,502	1 pair	
				53,978	59,019		↓ L			
405008-00-4 * 5 pairs										
-25-4	1,2,4,5	HL	AL	53,958	59,000	18,500	↑ LO1G	2,502	4 pairs	
-50-4				53,978	59,019		↓ L			
-75-4										
-100-4	3	FL	AL	53,958	59,000	24,930	↑ LO1G	2,502	1 pair	
				53,978	59,019		↓ L			
415001-00-2 2 pairs										
-10-2		AS	AL	59,500	72,950		↑ G	1,975		
-20-2				59,750	73,200		↓ L G			
435006-00-4 4 pairs										
-25-4	1-4	PL	AL	47,758	50,600	19,000	↑ L	1,406		
-50-4				47,778	50,619		↓ L			
-75-4										

76,500 mm **17**

682, CY,

405002-00-4 * 5 pairs										
-25-4	1,2,5	HL	AL	53,958	59,000	18,500	↑ LO1G	2,502	3 pairs	
-50-4				53,978	59,019		↓ L			
-75-4										
-100-4	4	HL	AL	53,958	59,000	18,500	↑ LO1G	2,502	1 pair	
				53,978	59,019		↓ LO1G			
	3	FL	AL	53,958	59,000	24,930	↑ LO1G	2,502	1 pair	
				53,978	59,019		↓ L			
405008-00-4 * 5 pairs										
-25-4	1,2,4,5	HL	AL	53,958	59,000	18,500	↑ LO1G	2,502	4 pairs	
-50-4				53,978	59,019		↓ L			
-75-4										
-100-4	3	FL	AL	53,958	59,000	24,930	↑ LO1G	2,502	1 pair	
				53,978	59,019		↓ L			
435006-00-4 4 pairs										
-25-4	1-4	PL	AL	47,758	50,600	19,000	↑ L	1,406		
-50-4				47,778	50,619		↓ L			
-75-4										



76,500 mm **18**

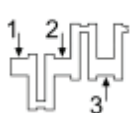
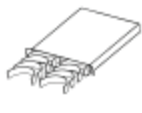
JK, JP, JX,

405002-00-4 * 5 pairs										
-25-4	1,2,5	HL	AL	53,958	59,000	18,500	↑ LO1G	2,502	3 pairs	
-50-4				53,978	59,019		↓ L			
-75-4										
-100-4	4	HL	AL	53,958	59,000	18,500	↑ LO1G	2,502	1 pair	
				53,978	59,019		↓ LO1G			
	3	FL	AL	53,958	59,000	24,930	↑ LO1G	2,502	1 pair	
				53,978	59,019		↓ L			
405008-00-4 * 5 pairs										
-25-4	1,2,4,5	HL	AL	53,958	59,000	18,500	↑ LO1G	2,502	4 pairs	
-50-4				53,978	59,019		↓ L			
-75-4										
-100-4	3	FL	AL	53,958	59,000	24,930	↑ LO1G	2,502	1 pair	
				53,978	59,019		↓ L			
405012-00-4 5 pairs										
-25-4	1-5	HL	AL	53,958	59,000	18,500	↑ LO1G	2,502		
-50-4				53,978	59,019		↓ L			
-75-4										
405018-00-4 5 pairs										
-25-4	1-5	HL	CU3	53,958	59,000	18,500	↑ LO1G	2,502		
-50-4				53,978	59,019		↓ L			
415001-00-2 2 pairs										
-10-2		AS	AL	59,500	72,950		↑ G	1,975		
-20-2				59,750	73,200		↓ L G			
435006-00-4 4 pairs										
-25-4	1-4	PL	AL	47,758	50,600	19,000	↑ L	1,406		
-50-4				47,778	50,619		↓ L			
-75-4										

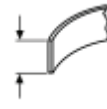
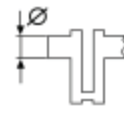
76,500 mm **19**

686, ME, MF, RA, SB,

405012-00-4 5 pairs										
-25-4	1-5	HL	AL	53,958	59,000	18,500	↑ LO1G	2,502		
-50-4				53,978	59,019		↓ L			
-75-4										
405018-00-4 5 pairs										
-25-4	1-5	HL	CU3	53,958	59,000	18,500	↑ LO1G	2,502		
-50-4				53,978	59,019		↓ L			
415001-00-2 2 pairs										
-10-2		AS	AL	59,500	72,950		↑ G	1,975		
-20-2				59,750	73,200		↓ L G			
435006-00-4 4 pairs										
-25-4	1-4	PL	AL	47,758	50,600	19,000	↑ L	1,406		
-50-4				47,778	50,619		↓ L			
-75-4										



Type



76,500 mm

20

AEE

405001-00-4											5 pairs
-25-4	1,2,3,5	HL	AL	53,958	59,000	18,500	↑ LO1G	2,502	4 pairs		
-50-4				53,978	59,019		↓ L				
-75-4											
-100-4	4	HL	AL	53,958	59,000	18,500	↑ LO1G	2,502	1 pair		
				53,978	59,019		↓ LO1G				
405002-00-4 *											5 pairs
-25-4	1,2,5	HL	AL	53,958	59,000	18,500	↑ LO1G	2,502	3 pairs		
-50-4				53,978	59,019		↓ L				
-75-4											
-100-4	4	HL	AL	53,958	59,000	18,500	↑ LO1G	2,502	1 pair		
				53,978	59,019		↓ LO1G				
	3	FL	AL	53,958	59,000	24,930	↑ LO1G	2,502	1 pair		
				53,978	59,019		↓ L				
405012-00-4											5 pairs
-25-4	1-5	HL	AL	53,958	59,000	18,500	↑ LO1G	2,502			
-50-4				53,978	59,019		↓ L				
-75-4											
405014-00-4											5 pairs
-25-4	1-5	HL	AL	53,963	59,000	18,500	↑ LO2G	2,507			
-50-4				53,978	59,019		↓ L				
405018-00-4											5 pairs
-25-4	1-5	HL	CU3	53,958	59,000	18,500	↑ LO1G	2,502			
-50-4				53,978	59,019		↓ L				
415001-00-2											2 pairs
-10-2		AS	AL	59,500	72,950		↑ G	1,975			
-20-2				59,750	73,200		↓ L G				
435013-00-4											4 pairs
-25-4	1-4	PL	AL	47,763	50,600	18,500	↑ O1	1,406			
-50-4				47,778	50,612		↓ O1				
-75-4											

76,500 mm

21

ABU, ADX, AEA, AEX, ANM,

415001-00-2											2 pairs
-10-2		AS	AL	59,500	72,950		↑ G	1,975			
-20-2				59,750	73,200		↓ L G				
435013-00-4											4 pairs
-25-4	1-4	PL	AL	47,763	50,600	18,500	↑ O1	1,406			
-50-4				47,778	50,612		↓ O1				
-75-4											

76,500 mm

22

AFH, AHS,

405012-00-4											5 pairs
-25-4	1-5	HL	AL	53,958	59,000	18,500	↑ LO1G	2,502			
-50-4				53,978	59,019		↓ L				
-75-4											
405014-00-4											5 pairs
-25-4	1-5	HL	AL	53,963	59,000	18,500	↑ LO2G	2,507			
-50-4				53,978	59,019		↓ L				
415001-00-2											2 pairs
-10-2		AS	AL	59,500	72,950		↑ G	1,975			
-20-2				59,750	73,200		↓ L G				
435013-00-4											4 pairs
-25-4	1-4	PL	AL	47,763	50,600	18,500	↑ O1	1,406			
-50-4				47,778	50,612		↓ O1				
-75-4											



76,500 mm **23**

AKV, ALM, ANX, APQ,

405014-00-4 5 pairs									
-25-4	1-5	HL	AL	53,963	59,000	18,500	↑ L O2G	2,507	
-50-4				53,978	59,019		↓ L		
415001-00-2 2 pairs									
-10-2		AS	AL	59,500	72,950		↑ G	1,975	
-20-2				59,750	73,200		↓ L G		
435013-00-4 4 pairs									
-25-4	1-4	PL	AL	47,763	50,600	18,500	↑ O1	1,406	
-50-4				47,778	50,612		↓ O1		
-75-4									

76,500 mm **24**

ARC, ATN,

405014-00-4 5 pairs									
-25-4	1-5	HL	AL	53,963	59,000	18,500	↑ L O2G	2,507	
-50-4				53,978	59,019		↓ L		
415001-00-2 2 pairs									
-10-2		AS	AL	59,500	72,950		↑ G	1,975	
-20-2				59,750	73,200		↓ L G		
435003-00-4 4 pairs									
	1-4	PL	AL	47,758	50,600	18,500	↑ O1	1,406	
			↓ CU3	47,778	50,612		↓		

76,500 mm **25**

CNKA

405014-00-4 5 pairs									
-25-4	1-5	HL	AL	53,963	59,000	18,500	↑ L O2G	2,507	
-50-4				53,978	59,019		↓ L		
415001-00-2 2 pairs									
-10-2		AS	AL	59,500	72,950		↑ G	1,975	
-20-2				59,750	73,200		↓ L G		
415002-00-1 1 pair									
		AS	CU2	59,500	71,550		↑ G	2,475	
				59,750	71,800		↓ G		
435014-00-4 4 pairs									
-25-4	1-4	PL	AL	47,763	50,600	17,200	↑ O1	1,406	
-50-4				47,778	50,612		↓ O1		

76,500 mm **26**

ANW, BCA,

405014-00-4 5 pairs									
-25-4	1-5	HL	AL	53,963	59,000	18,500	↑ L O2G	2,507	
-50-4				53,978	59,019		↓ L		
415001-00-2 2 pairs									
-10-2		AS	AL	59,500	72,950		↑ G	1,975	
-20-2				59,750	73,200		↓ L G		
415002-00-1 1 pair									
		AS	CU2	59,500	71,550		↑ G	2,475	
				59,750	71,800		↓ G		

76,500 mm **27**

AXU, BAD, BAG, BKG, CDDA, CDGA, CKMA, CTHB, CTHC,

405014-00-4 5 pairs									
-25-4	1-5	HL	AL	53,963	59,000	18,500	↑ L O2G	2,507	
-50-4				53,978	59,019		↓ L		
415001-00-2 2 pairs									
-10-2		AS	AL	59,500	72,950		↑ G	1,975	
-20-2				59,750	73,200		↓ L G		



76,500 mm										28
1V										
405001-00-4 5 pairs										
-25-4	1,2,3,5	HL	AL	53,958	59,000	18,500	↑ LO1G	2,502	4 pairs	
-50-4				53,978	59,019		↓ L			
-75-4										
-100-4	4	HL	AL	53,958	59,000	18,500	↑ LO1G	2,502	1 pair	
				53,978	59,019		↓ LO1G			
405012-00-4 5 pairs										
-25-4	1-5	HL	AL	53,958	59,000	18,500	↑ LO1G	2,502		
-50-4				53,978	59,019		↓ L			
-75-4										
405018-00-4 5 pairs										
-25-4	1-5	HL	CU3	53,958	59,000	18,500	↑ LO1G	2,502		
-50-4				53,978	59,019		↓ L			
415001-00-2 2 pairs										
-10-2		AS	AL	59,500	72,950		↑ G	1,975		
-20-2				59,750	73,200		↓ L G			
435006-00-4 4 pairs										
-25-4	1-4	PL	AL	47,758	50,600	19,000	↑ L	1,406		
-50-4				47,778	50,619		↓ L			
-75-4										
76,500 mm										29
ADK										
405012-00-4 5 pairs										
-25-4	1-5	HL	AL	53,958	59,000	18,500	↑ LO1G	2,502		
-50-4				53,978	59,019		↓ L			
-75-4										
415001-00-2 2 pairs										
-10-2		AS	AL	59,500	72,950		↑ G	1,975		
-20-2				59,750	73,200		↓ L G			
435006-00-4 4 pairs										
-25-4	1-4	PL	AL	47,758	50,600	19,000	↑ L	1,406		
-50-4				47,778	50,619		↓ L			
-75-4										
76,500 mm										30
AGY										
435002-00-4 4 pairs										
-25-4	1-4	PL	AL	47,758	50,600	19,000	↑ LO1	1,406		
-50-4				47,778	50,612		↓ LO1			
-75-4										
-100-4										
76,500 mm										31
AJV , AUS , AVY , AZD , BCB ,										
405014-00-4 5 pairs										
-25-4	1-5	HL	AL	53,963	59,000	18,500	↑ LO2G	2,507		
-50-4				53,978	59,019		↓ L			
415001-00-2 2 pairs										
-10-2		AS	AL	59,500	72,950		↑ G	1,975		
-20-2				59,750	73,200		↓ L G			
435003-00-4 4 pairs										
	1-4	PL	AL	47,758	50,600	18,500	↑ O1	1,406		
			↓ CU3	47,778	50,612		↓			
435013-00-4 4 pairs										
-25-4	1-4	PL	AL	47,763	50,600	18,500	↑ O1	1,406		
-50-4				47,778	50,612		↓ O1			
-75-4										



76,500 mm **32**

ARR

435003-00-4									4 pairs
	1-4	PL	AL ↓ CU3	47,758 47,778	50,600 50,612	18,500	↑ O1 ↓		1,406
435013-00-4									4 pairs
-25-4	1-4	PL	AL	47,763	50,600	18,500	↑ O1		1,406
-50-4				47,778	50,612		↓ O1		
-75-4									

76,500 mm **33**

AFK , AHW , AKK , AKP , AKQ , APE , AQQ , AUA , AUB , AUD , AXP , BBY , BBZ , BKY ,

405014-00-4									5 pairs
-25-4	1-5	HL	AL	53,963 53,978	59,000 59,019	18,500	↑ LO2G ↓ L		2,507
-50-4									
415001-00-2									2 pairs
-10-2		AS	AL	59,500	72,950		↑ G		1,975
-20-2				59,750	73,200		↓ L G		
415002-00-1									1 pair
		AS	CU2	59,500 59,750	71,550 71,800		↑ G ↓ G		2,475
435013-00-4									4 pairs
-25-4	1-4	PL	AL	47,763	50,600	18,500	↑ O1		1,406
-50-4				47,778	50,612		↓ O1		
-75-4									

76,500 mm **34**

BAH

405001-00-4									5 pairs	
-25-4	1,2,3,5	HL	AL	53,958 53,978	59,000 59,019	18,500	↑ LO1G ↓ L		2,502	4 pairs
-50-4										
-75-4										
-100-4	4	HL	AL	53,958 53,978	59,000 59,019	18,500	↑ LO1G ↓ LO1G		2,502	1 pair
405012-00-4									5 pairs	
-25-4	1-5	HL	AL	53,958 53,978	59,000 59,019	18,500	↑ LO1G ↓ L		2,502	
-50-4										
-75-4										
405014-00-4									5 pairs	
-25-4	1-5	HL	AL	53,963 53,978	59,000 59,019	18,500	↑ LO2G ↓ L		2,507	
-50-4										
405018-00-4									5 pairs	
-25-4	1-5	HL	CU3	53,958 53,978	59,000 59,019	18,500	↑ LO1G ↓ L		2,502	
-50-4										
415001-00-2									2 pairs	
-10-2		AS	AL	59,500	72,950		↑ G		1,975	
-20-2				59,750	73,200		↓ L G			

76,500 mm **35**

BE , CP ,

405001-00-4									5 pairs	
-25-4	1,2,3,5	HL	AL	53,958 53,978	59,000 59,019	18,500	↑ LO1G ↓ L		2,502	4 pairs
-50-4										
-75-4										
-100-4	4	HL	AL	53,958 53,978	59,000 59,019	18,500	↑ LO1G ↓ LO1G		2,502	1 pair
415001-00-2									2 pairs	
-10-2		AS	AL	59,500	72,950		↑ G		1,975	
-20-2				59,750	73,200		↓ L G			



76,500 mm										36
BKR										
405012-00-4										5 pairs
-25-4	1-5	HL	AL	53,958	59,000	18,500	↑ LO1G	2,502		
-50-4				53,978	59,019		↓ L			
-75-4										
415001-00-2										2 pairs
-10-2		AS	AL	59,500	72,950		↑ G	1,975		
-20-2				59,750	73,200		↓ L G			
435010-00-4										4 pairs
-25-4	1-4	PL	AL	47,763	50,600	18,500	↑ L	1,406		
-50-4				47,778	50,612		↓ L			
-75-4										

76,500 mm										37
BJA , BLH , BPA ,										
405001-00-4										5 pairs
-25-4	1,2,3,5	HL	AL	53,958	59,000	18,500	↑ LO1G	2,502	4 pairs	
-50-4				53,978	59,019		↓ L			
-75-4										
-100-4	4	HL	AL	53,958	59,000	18,500	↑ LO1G	2,502	1 pair	
				53,978	59,019		↓ LO1G			
405012-00-4										5 pairs
-25-4	1-5	HL	AL	53,958	59,000	18,500	↑ LO1G	2,502		
-50-4				53,978	59,019		↓ L			
-75-4										
405018-00-4										5 pairs
-25-4	1-5	HL	CU3	53,958	59,000	18,500	↑ LO1G	2,502		
-50-4				53,978	59,019		↓ L			
415001-00-2										2 pairs
-10-2		AS	AL	59,500	72,950		↑ G	1,975		
-20-2				59,750	73,200		↓ L G			

76,500 mm										38
BLM										
405012-00-4										5 pairs
-25-4	1-5	HL	AL	53,958	59,000	18,500	↑ LO1G	2,502		
-50-4				53,978	59,019		↓ L			
-75-4										
405014-00-4										5 pairs
-25-4	1-5	HL	AL	53,963	59,000	18,500	↑ LO2G	2,507		
-50-4				53,978	59,019		↓ L			
415001-00-2										2 pairs
-10-2		AS	AL	59,500	72,950		↑ G	1,975		
-20-2				59,750	73,200		↓ L G			

76,500 mm										39
BTJ										
405001-00-4										5 pairs
-25-4	1,2,3,5	HL	AL	53,958	59,000	18,500	↑ LO1G	2,502	4 pairs	
-50-4				53,978	59,019		↓ L			
-75-4										
-100-4	4	HL	AL	53,958	59,000	18,500	↑ LO1G	2,502	1 pair	
				53,978	59,019		↓ LO1G			
405014-00-4										5 pairs
-25-4	1-5	HL	AL	53,963	59,000	18,500	↑ LO2G	2,507		
-50-4				53,978	59,019		↓ L			
415001-00-2										2 pairs
-10-2		AS	AL	59,500	72,950		↑ G	1,975		
-20-2				59,750	73,200		↓ L G			



76,500 mm **40**

BXV

405003-00-3 4 pairs									
-25-3	1-4	HL	AL	47,960	55,000	18,500	↑	O2G	3,510
-50-3				47,980	55,016		↓		
415002-00-1 1 pair									
		AS	CU2	59,500	71,550		↑	G	2,475
				59,750	71,800		↓	G	

76,500 mm **41**

BLF , BLG , BLN , BLP , BMY , BTS , BUD , BWK , CAVA , CAVB , CAVC , CAVD , CAVE , CAXA , CFNA , CFNB , CGGA , CGGB , CMSB , CNWA , CTHA , CTHD , CTHE , CTKA ,

405014-00-4 5 pairs									
-25-4	1-5	HL	AL	53,963	59,000	18,500	↑	L O2G	2,507
-50-4				53,978	59,019		↓	L	
415001-00-2 2 pairs									
-10-2		AS	AL	59,500	72,950		↑	G	1,975
-20-2				59,750	73,200		↓	L G	
435014-00-4 4 pairs									
-25-4	1-4	PL	AL	47,763	50,600	17,200	↑	O1	1,406
-50-4				47,778	50,612		↓	O1	

76,500 mm **42**

CCRA

405012-00-4 5 pairs									
-25-4	1-5	HL	AL	53,958	59,000	18,500	↑	L O1G	2,502
-50-4				53,978	59,019		↓	L	
-75-4									
415001-00-2 2 pairs									
-10-2		AS	AL	59,500	72,950		↑	G	1,975
-20-2				59,750	73,200		↓	L G	
435013-00-4 4 pairs									
-25-4	1-4	PL	AL	47,763	50,600	18,500	↑	O1	1,406
-50-4				47,778	50,612		↓	O1	
-75-4									

76,500 mm **43**

CFZA

405001-00-4 5 pairs										
-25-4	1,2,3,5	HL	AL	53,958	59,000	18,500	↑	L O1G	2,502	4 pairs
-50-4				53,978	59,019		↓	L		
-75-4										
-100-4	4	HL	AL	53,958	59,000	18,500	↑	L O1G	2,502	1 pair
				53,978	59,019		↓	L O1G		
405012-00-4 5 pairs										
-25-4	1-5	HL	AL	53,958	59,000	18,500	↑	L O1G	2,502	
-50-4				53,978	59,019		↓	L		
-75-4										
405018-00-4 5 pairs										
-25-4	1-5	HL	CU3	53,958	59,000	18,500	↑	L O1G	2,502	
-50-4				53,978	59,019		↓	L		
415001-00-2 2 pairs										
-10-2		AS	AL	59,500	72,950		↑	G	1,975	
-20-2				59,750	73,200		↓	L G		
435013-00-4 4 pairs										
-25-4	1-4	PL	AL	47,763	50,600	18,500	↑	O1	1,406	
-50-4				47,778	50,612		↓	O1		
-75-4										



76,500 mm										44
AWY , AZQ , BBM , BMD , BME , BZG , CGPA , CGPB , CHFA , CHFB ,										
405003-00-3										4 pairs
-25-3	1-4	HL	AL	47,960	55,000	18,500	↑	O2G	3,510	
-50-3				47,980	55,016		↓			
415002-00-1										1 pair
		AS	CU2	59,500	71,550		↑	G	2,475	
				59,750	71,800		↓	G		
435019-00-3										3 pairs
-25-3	1-3	PL	AL	41,975	45,000	15,000	↑	O1	1,500	
-30-3				41,990	45,012		↓	O1		
-50-3										
76,500 mm										45
CK										
405002-00-4 *										5 pairs
-25-4	1,2,5	HL	AL	53,958	59,000	18,500	↑	LO1G	2,502	3 pairs
-50-4				53,978	59,019		↓	L		
-75-4	4	HL	AL	53,958	59,000	18,500	↑	LO1G	2,502	1 pair
-100-4				53,978	59,019		↓	LO1G		
	3	FL	AL	53,958	59,000	24,930	↑	LO1G	2,502	1 pair
				53,978	59,019		↓	L		
405008-00-4 *										5 pairs
-25-4	1,2,4,5	HL	AL	53,958	59,000	18,500	↑	LO1G	2,502	4 pairs
-50-4				53,978	59,019		↓	L		
-75-4	3	FL	AL	53,958	59,000	24,930	↑	LO1G	2,502	1 pair
-100-4				53,978	59,019		↓	L		
415001-00-2										2 pairs
-10-2		AS	AL	59,500	72,950		↑	G	1,975	
-20-2				59,750	73,200		↓	L G		
76,500 mm										46
CEEA , CKYA ,										
405003-00-3										4 pairs
-25-3	1-4	HL	AL	47,960	55,000	18,500	↑	O2G	3,510	
-50-3				47,980	55,016		↓			
76,500 mm										47
CLSA										
415001-00-2										2 pairs
-10-2		AS	AL	59,500	72,950		↑	G	1,975	
-20-2				59,750	73,200		↓	L G		
76,500 mm										48
CMAA										
405014-00-4										5 pairs
-25-4	1-5	HL	AL	53,963	59,000	18,500	↑	LO2G	2,507	
-50-4				53,978	59,019		↓	L		
435014-00-4										4 pairs
-25-4	1-4	PL	AL	47,763	50,600	17,200	↑	O1	1,406	
-50-4				47,778	50,612		↓	O1		
76,500 mm										49
BMG , CFBA , CLPA , CNBA , CNXA , CNXC ,										
405014-00-4										5 pairs
-25-4	1-5	HL	AL	53,963	59,000	18,500	↑	LO2G	2,507	
-50-4				53,978	59,019		↓	L		



76,500 mm **50**

CS

405001-00-4 5 pairs										
-25-4	1,2,3,5	HL	AL	53,958	59,000	18,500	↑ LO1G	2,502	4 pairs	
-50-4				53,978	59,019		↓ L			
-75-4										
-100-4	4	HL	AL	53,958	59,000	18,500	↑ LO1G	2,502	1 pair	
				53,978	59,019		↓ LO1G			
405002-00-4 * 5 pairs										
-25-4	1,2,5	HL	AL	53,958	59,000	18,500	↑ LO1G	2,502	3 pairs	
-50-4				53,978	59,019		↓ L			
-75-4										
-100-4	4	HL	AL	53,958	59,000	18,500	↑ LO1G	2,502	1 pair	
				53,978	59,019		↓ LO1G			
	3	FL	AL	53,958	59,000	24,930	↑ LO1G	2,502	1 pair	
				53,978	59,019		↓ L			
405008-00-4 * 5 pairs										
-25-4	1,2,4,5	HL	AL	53,958	59,000	18,500	↑ LO1G	2,502	4 pairs	
-50-4				53,978	59,019		↓ L			
-75-4										
-100-4	3	FL	AL	53,958	59,000	24,930	↑ LO1G	2,502	1 pair	
				53,978	59,019		↓ L			
415001-00-2 2 pairs										
-10-2		AS	AL	59,500	72,950		↑ G	1,975		
-20-2				59,750	73,200		↓ L G			
435006-00-4 4 pairs										
-25-4	1-4	PL	AL	47,758	50,600	19,000	↑ L	1,406		
-50-4				47,778	50,619		↓ L			
-75-4										

76,500 mm **51**

FB, FF, JXF,

405002-00-4 * 5 pairs										
-25-4	1,2,5	HL	AL	53,958	59,000	18,500	↑ LO1G	2,502	3 pairs	
-50-4				53,978	59,019		↓ L			
-75-4										
-100-4	4	HL	AL	53,958	59,000	18,500	↑ LO1G	2,502	1 pair	
				53,978	59,019		↓ LO1G			
	3	FL	AL	53,958	59,000	24,930	↑ LO1G	2,502	1 pair	
				53,978	59,019		↓ L			

76,500 mm **52**

FD

405002-00-4 * 5 pairs										
-25-4	1,2,5	HL	AL	53,958	59,000	18,500	↑ LO1G	2,502	3 pairs	
-50-4				53,978	59,019		↓ L			
-75-4										
-100-4	4	HL	AL	53,958	59,000	18,500	↑ LO1G	2,502	1 pair	
				53,978	59,019		↓ LO1G			
	3	FL	AL	53,958	59,000	24,930	↑ LO1G	2,502	1 pair	
				53,978	59,019		↓ L			
405008-00-4 * 5 pairs										
-25-4	1,2,4,5	HL	AL	53,958	59,000	18,500	↑ LO1G	2,502	4 pairs	
-50-4				53,978	59,019		↓ L			
-75-4										
-100-4	3	FL	AL	53,958	59,000	24,930	↑ LO1G	2,502	1 pair	
				53,978	59,019		↓ L			



76,500 mm **53**

FH										
405001-00-4										5 pairs
-25-4	1,2,3,5	HL	AL	53,958	59,000	18,500	↑ LO1G	2,502	4 pairs	
-50-4				53,978	59,019		↓ L			
-75-4										
-100-4	4	HL	AL	53,958	59,000	18,500	↑ LO1G	2,502	1 pair	
				53,978	59,019		↓ LO1G			
405002-00-4 *										5 pairs
-25-4	1,2,5	HL	AL	53,958	59,000	18,500	↑ LO1G	2,502	3 pairs	
-50-4				53,978	59,019		↓ L			
-75-4										
-100-4	4	HL	AL	53,958	59,000	18,500	↑ LO1G	2,502	1 pair	
				53,978	59,019		↓ LO1G			
	3	FL	AL	53,958	59,000	24,930	↑ LO1G	2,502	1 pair	
				53,978	59,019		↓ L			
405008-00-4 *										5 pairs
-25-4	1,2,4,5	HL	AL	53,958	59,000	18,500	↑ LO1G	2,502	4 pairs	
-50-4				53,978	59,019		↓ L			
-75-4										
-100-4	3	FL	AL	53,958	59,000	24,930	↑ LO1G	2,502	1 pair	
				53,978	59,019		↓ L			
405018-00-4										5 pairs
-25-4	1-5	HL	CU3	53,958	59,000	18,500	↑ LO1G	2,502		
-50-4				53,978	59,019		↓ L			
415001-00-2										2 pairs
-10-2		AS	AL	59,500	72,950		↑ G	1,975		
-20-2				59,750	73,200		↓ L G			
435008-00-4										4 pairs
-25-4	1-4	PL	CU3	41,965	45,000	18,000	↑ L	1,505		
-50-4				41,980	45,016		↓ L			
-75-4										

76,500 mm **54**

FK										
405002-00-4 *										5 pairs
-25-4	1,2,5	HL	AL	53,958	59,000	18,500	↑ LO1G	2,502	3 pairs	
-50-4				53,978	59,019		↓ L			
-75-4										
-100-4	4	HL	AL	53,958	59,000	18,500	↑ LO1G	2,502	1 pair	
				53,978	59,019		↓ LO1G			
	3	FL	AL	53,958	59,000	24,930	↑ LO1G	2,502	1 pair	
				53,978	59,019		↓ L			
405008-00-4 *										5 pairs
-25-4	1,2,4,5	HL	AL	53,958	59,000	18,500	↑ LO1G	2,502	4 pairs	
-50-4				53,978	59,019		↓ L			
-75-4										
-100-4	3	FL	AL	53,958	59,000	24,930	↑ LO1G	2,502	1 pair	
				53,978	59,019		↓ L			
435008-00-4										4 pairs
-25-4	1-4	PL	CU3	41,965	45,000	18,000	↑ L	1,505		
-50-4				41,980	45,016		↓ L			
-75-4										



76,500 mm **55**

685, 68A, 68C, JR,

405008-00-4 * 5 pairs									
-25-4	1,2,4,5	HL	AL	53,958	59,000	18,500	↑ LO1G	2,502	4 pairs
-50-4				53,978	59,019		↓ L		
-75-4									
-100-4	3	FL	AL	53,958	59,000	24,930	↑ LO1G	2,502	1 pair
				53,978	59,019		↓ L		
405012-00-4 5 pairs									
-25-4	1-5	HL	AL	53,958	59,000	18,500	↑ LO1G	2,502	
-50-4				53,978	59,019		↓ L		
-75-4									
405018-00-4 5 pairs									
-25-4	1-5	HL	CU3	53,958	59,000	18,500	↑ LO1G	2,502	
-50-4				53,978	59,019		↓ L		
415001-00-2 2 pairs									
-10-2		AS	AL	59,500	72,950		↑ G	1,975	
-20-2				59,750	73,200		↓ L G		
435006-00-4 4 pairs									
-25-4	1-4	PL	AL	47,758	50,600	19,000	↑ L	1,406	
-50-4				47,778	50,619		↓ L		
-75-4									

76,500 mm **56**

YJ, ZB, ZC,

405001-00-4 5 pairs									
-25-4	1,2,3,5	HL	AL	53,958	59,000	18,500	↑ LO1G	2,502	4 pairs
-50-4				53,978	59,019		↓ L		
-75-4									
-100-4	4	HL	AL	53,958	59,000	18,500	↑ LO1G	2,502	1 pair
				53,978	59,019		↓ LO1G		
405002-00-4 * 5 pairs									
-25-4	1,2,5	HL	AL	53,958	59,000	18,500	↑ LO1G	2,502	3 pairs
-50-4				53,978	59,019		↓ L		
-75-4									
-100-4	4	HL	AL	53,958	59,000	18,500	↑ LO1G	2,502	1 pair
				53,978	59,019		↓ LO1G		
	3	FL	AL	53,958	59,000	24,930	↑ LO1G	2,502	1 pair
				53,978	59,019		↓ L		
405008-00-4 * 5 pairs									
-25-4	1,2,4,5	HL	AL	53,958	59,000	18,500	↑ LO1G	2,502	4 pairs
-50-4				53,978	59,019		↓ L		
-75-4									
-100-4	3	FL	AL	53,958	59,000	24,930	↑ LO1G	2,502	1 pair
				53,978	59,019		↓ L		
405018-00-4 5 pairs									
-25-4	1-5	HL	CU3	53,958	59,000	18,500	↑ LO1G	2,502	
-50-4				53,978	59,019		↓ L		
415001-00-2 2 pairs									
-10-2		AS	AL	59,500	72,950		↑ G	1,975	
-20-2				59,750	73,200		↓ L G		

77,000 mm **57**

CWXC

415001-00-2 2 pairs									
-10-2		AS	AL	59,500	72,950		↑ G	1,975	
-20-2				59,750	73,200		↓ L G		



79,500 mm										58
AHF										
405012-00-4										5 pairs
-25-4	1-5	HL	AL	53,958	59,000	18,500	↑ LO1G		2,502	
-50-4				53,978	59,019		↓ L			
-75-4										
415001-00-2										2 pairs
-10-2		AS	AL	59,500	72,950		↑ G		1,975	
-20-2				59,750	73,200		↓ L G			
79,500 mm										59
ANU										
405012-00-4										5 pairs
-25-4	1-5	HL	AL	53,958	59,000	18,500	↑ LO1G		2,502	
-50-4				53,978	59,019		↓ L			
-75-4										
405018-00-4										5 pairs
-25-4	1-5	HL	CU3	53,958	59,000	18,500	↑ LO1G		2,502	
-50-4				53,978	59,019		↓ L			
415001-00-2										2 pairs
-10-2		AS	AL	59,500	72,950		↑ G		1,975	
-20-2				59,750	73,200		↓ L G			
435016-00-4										4 pairs
-25-4	1-4	PL	CU3	47,758	50,600	20,000			1,406	
-50-4			↓AL	47,778	50,612					
-75-4										
465001-00-5										5 pairs
	1-5	NWL	CU3	28,947	32,000	25,000	↑ L		1,513	
				28,960	32,025		↓ L			
79,500 mm										60
BTB										
405021-00-4										5 pairs
-25-4	1-5	HL	AL	53,958	59,000	18,500	↑ LO1G		2,501	
-50-4				53,978	59,012		↓ L			
415001-00-2										2 pairs
-10-2		AS	AL	59,500	72,950		↑ G		1,975	
-20-2				59,750	73,200		↓ L G			
435017-00-4										4 pairs
-25-4	1-4	PL	CU3	50,858	53,700	20,400			1,403	
-50-4			↓AL	50,878	53,712					
-75-4										



79,500 mm **61**

AGP

405001-00-4 5 pairs									
-25-4	1,2,3,5	HL	AL	53,958	59,000	18,500	↑ LO1G	2,502	4 pairs
-50-4				53,978	59,019		↓ L		
-75-4									
-100-4	4	HL	AL	53,958	59,000	18,500	↑ LO1G	2,502	1 pair
				53,978	59,019		↓ LO1G		
405012-00-4 5 pairs									
-25-4	1-5	HL	AL	53,958	59,000	18,500	↑ LO1G	2,502	
-50-4				53,978	59,019		↓ L		
-75-4									
405018-00-4 5 pairs									
-25-4	1-5	HL	CU3	53,958	59,000	18,500	↑ LO1G	2,502	
-50-4				53,978	59,019		↓ L		
415001-00-2 2 pairs									
-10-2		AS	AL	59,500	72,950		↑ G	1,975	
-20-2				59,750	73,200		↓ L G		
435005-00-4 4 pairs									
-25-4	1-4	PL	CU3	47,758	50,600	20,000	↑ L	1,406	
-50-4				47,778	50,619		↓ L		
435006-00-4 4 pairs									
-25-4	1-4	PL	AL	47,758	50,600	19,000	↑ L	1,406	
-50-4				47,778	50,619		↓ L		
-75-4									

79,500 mm **62**

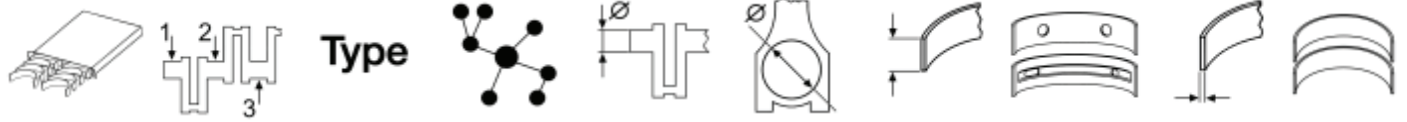
AFN , ASV , AVG ,

405012-00-4 5 pairs									
-25-4	1-5	HL	AL	53,958	59,000	18,500	↑ LO1G	2,502	
-50-4				53,978	59,019		↓ L		
-75-4									
405018-00-4 5 pairs									
-25-4	1-5	HL	CU3	53,958	59,000	18,500	↑ LO1G	2,502	
-50-4				53,978	59,019		↓ L		
415001-00-2 2 pairs									
-10-2		AS	AL	59,500	72,950		↑ G	1,975	
-20-2				59,750	73,200		↓ L G		

79,500 mm **63**

BVK

405012-00-4 5 pairs									
-25-4	1-5	HL	AL	53,958	59,000	18,500	↑ LO1G	2,502	
-50-4				53,978	59,019		↓ L		
-75-4									
405021-00-4 5 pairs									
-25-4	1-5	HL	AL	53,958	59,000	18,500	↑ LO1G	2,501	
-50-4				53,978	59,012		↓ L		
415001-00-2 2 pairs									
-10-2		AS	AL	59,500	72,950		↑ G	1,975	
-20-2				59,750	73,200		↓ L G		
435016-00-4 4 pairs									
-25-4	1-4	PL	CU3	47,758	50,600	20,000		1,406	
-50-4			↓ AL	47,778	50,612				
-75-4									
465001-00-5 5 pairs									
	1-5	NWL	CU3	28,947	32,000	25,000	↑ L	1,513	
				28,960	32,025		↓ L		



Type

79,500 mm

64

CFWA

405021-00-4										5 pairs
-25-4	1-5	HL	AL	53,958	59,000	18,500	↑ LO1G		2,501	
-50-4				53,978	59,012		↓ L			
415002-00-1										1 pair
		AS	CU2	59,500	71,550		↑ G		2,475	
				59,750	71,800		↓ G			

79,500 mm

65

ADG, AEF, AKU, AKW, ANC, AQM, ASY, AYQ, BGL, BGM,

405012-00-4										5 pairs
-25-4	1-5	HL	AL	53,958	59,000	18,500	↑ LO1G		2,502	
-50-4				53,978	59,019		↓ L			
-75-4										
415001-00-2										2 pairs
-10-2		AS	AL	59,500	72,950		↑ G		1,975	
-20-2				59,750	73,200		↓ L G			
435006-00-4										4 pairs
-25-4	1-4	PL	AL	47,758	50,600	19,000	↑ L		1,406	
-50-4				47,778	50,619		↓ L			
-75-4										

79,500 mm

66

1Z, AAZ, ABL, AEY, AGR, AHH, AHU, ALH,

405001-00-4										5 pairs
-25-4	1,2,3,5	HL	AL	53,958	59,000	18,500	↑ LO1G		2,502	4 pairs
-50-4				53,978	59,019		↓ L			
-75-4										
-100-4	4	HL	AL	53,958	59,000	18,500	↑ LO1G		2,502	1 pair
				53,978	59,019		↓ LO1G			
405012-00-4										5 pairs
-25-4	1-5	HL	AL	53,958	59,000	18,500	↑ LO1G		2,502	
-50-4				53,978	59,019		↓ L			
-75-4										
405018-00-4										5 pairs
-25-4	1-5	HL	CU3	53,958	59,000	18,500	↑ LO1G		2,502	
-50-4				53,978	59,019		↓ L			
415001-00-2										2 pairs
-10-2		AS	AL	59,500	72,950		↑ G		1,975	
-20-2				59,750	73,200		↓ L G			
435005-00-4										4 pairs
-25-4	1-4	PL	CU3	47,758	50,600	20,000	↑ L		1,406	
-50-4				47,778	50,619		↓ L			

79,500 mm

67

ADE, AFD, AGD, ARD, ASX, AVM, BEQ, BEU, BJC, BXT,

405001-00-4										5 pairs
-25-4	1,2,3,5	HL	AL	53,958	59,000	18,500	↑ LO1G		2,502	4 pairs
-50-4				53,978	59,019		↓ L			
-75-4										
-100-4	4	HL	AL	53,958	59,000	18,500	↑ LO1G		2,502	1 pair
				53,978	59,019		↓ LO1G			
405012-00-4										5 pairs
-25-4	1-5	HL	AL	53,958	59,000	18,500	↑ LO1G		2,502	
-50-4				53,978	59,019		↓ L			
-75-4										
415001-00-2										2 pairs
-10-2		AS	AL	59,500	72,950		↑ G		1,975	
-20-2				59,750	73,200		↓ L G			
435005-00-4										4 pairs
-25-4	1-4	PL	CU3	47,758	50,600	20,000	↑ L		1,406	
-50-4				47,778	50,619		↓ L			



79,500 mm **68**

1X , 1Y , AHB , AHG ,

405001-00-4 5 pairs										
-25-4	1,2,3,5	HL	AL	53,958	59,000	18,500	↑ LO1G	2,502	4 pairs	
-50-4				53,978	59,019		↓ L			
-75-4										
-100-4	4	HL	AL	53,958	59,000	18,500	↑ LO1G	2,502	1 pair	
				53,978	59,019		↓ LO1G			
405002-00-4 * 5 pairs										
-25-4	1,2,5	HL	AL	53,958	59,000	18,500	↑ LO1G	2,502	3 pairs	
-50-4				53,978	59,019		↓ L			
-75-4										
-100-4	4	HL	AL	53,958	59,000	18,500	↑ LO1G	2,502	1 pair	
				53,978	59,019		↓ LO1G			
	3	FL	AL	53,958	59,000	24,930	↑ LO1G	2,502	1 pair	
				53,978	59,019		↓ L			
405012-00-4 5 pairs										
-25-4	1-5	HL	AL	53,958	59,000	18,500	↑ LO1G	2,502		
-50-4				53,978	59,019		↓ L			
-75-4										
405018-00-4 5 pairs										
-25-4	1-5	HL	CU3	53,958	59,000	18,500	↑ LO1G	2,502		
-50-4				53,978	59,019		↓ L			
415001-00-2 2 pairs										
-10-2		AS	AL	59,500	72,950		↑ G	1,975		
-20-2				59,750	73,200		↓ L G			
435006-00-4 4 pairs										
-25-4	1-4	PL	AL	47,758	50,600	19,000	↑ L	1,406		
-50-4				47,778	50,619		↓ L			
-75-4										

79,500 mm **69**

ALE

405012-00-4 5 pairs										
-25-4	1-5	HL	AL	53,958	59,000	18,500	↑ LO1G	2,502		
-50-4				53,978	59,019		↓ L			
-75-4										
405018-00-4 5 pairs										
-25-4	1-5	HL	CU3	53,958	59,000	18,500	↑ LO1G	2,502		
-50-4				53,978	59,019		↓ L			
415001-00-2 2 pairs										
-10-2		AS	AL	59,500	72,950		↑ G	1,975		
-20-2				59,750	73,200		↓ L G			
435005-00-4 4 pairs										
-25-4	1-4	PL	CU3	47,758	50,600	20,000	↑ L	1,406		
-50-4				47,778	50,619		↓ L			

79,500 mm **70**

AMF , ATL , BAY , BMS , BNM , BNV , BWB ,

415002-00-1 1 pair										
		AS	CU2	59,500	71,550		↑ G	2,475		
				59,750	71,800		↓ G			



79,500 mm **71**

AJM , ATD , ATJ , AUJ , AVB , BSW ,

405012-00-4 5 pairs									
-25-4	1-5	HL	AL	53,958	59,000	18,500	↑ LO1G	2,502	
-50-4				53,978	59,019		↓ L		
-75-4									
415001-00-2 2 pairs									
-10-2		AS	AL	59,500	72,950		↑ G	1,975	
-20-2				59,750	73,200		↓ L G		
435016-00-4 4 pairs									
-25-4	1-4	PL	CU3	47,758	50,600	20,000		1,406	
-50-4			↓ AL	47,778	50,612				
-75-4									
465001-00-5 5 pairs									
	1-5	NWL	CU3	28,947	32,000	25,000	↑ L	1,513	
				28,960	32,025		↓ L		

79,500 mm **72**

ARL , ASZ , AVF , AWX , AXB , AXC , BLT , BRR , BRS ,

405021-00-4 5 pairs									
-25-4	1-5	HL	AL	53,958	59,000	18,500	↑ LO1G	2,501	
-50-4				53,978	59,012		↓ L		
415001-00-2 2 pairs									
-10-2		AS	AL	59,500	72,950		↑ G	1,975	
-20-2				59,750	73,200		↓ L G		
435017-00-4 4 pairs									
-25-4	1-4	PL	CU3	50,858	53,700	20,400		1,403	
-50-4			↓ AL	50,878	53,712				
-75-4									
465001-00-5 5 pairs									
	1-5	NWL	CU3	28,947	32,000	25,000	↑ L	1,513	
				28,960	32,025		↓ L		

79,500 mm **73**

AVQ , AXR , BEW , BJB , BKC , BLS , BMT , BRU , BSU , BXE , BXF , BXJ ,

405021-00-4 5 pairs									
-25-4	1-5	HL	AL	53,958	59,000	18,500	↑ LO1G	2,501	
-50-4				53,978	59,012		↓ L		
415001-00-2 2 pairs									
-10-2		AS	AL	59,500	72,950		↑ G	1,975	
-20-2				59,750	73,200		↓ L G		
435016-00-4 4 pairs									
-25-4	1-4	PL	CU3	47,758	50,600	20,000		1,406	
-50-4			↓ AL	47,778	50,612				
-75-4									
465001-00-5 5 pairs									
	1-5	NWL	CU3	28,947	32,000	25,000	↑ L	1,513	
				28,960	32,025		↓ L		

79,500 mm **74**

BPZ , BRM , BUK ,

405021-00-4 5 pairs									
-25-4	1-5	HL	AL	53,958	59,000	18,500	↑ LO1G	2,501	
-50-4				53,978	59,012		↓ L		
415001-00-2 2 pairs									
-10-2		AS	AL	59,500	72,950		↑ G	1,975	
-20-2				59,750	73,200		↓ L G		



79,500 mm **75**

CAYA, CAYB, CAYC, CAYD, CAYE, CLNA,

405021-00-4 5 pairs									
-25-4	1-5	HL	AL	53,958	59,000	18,500	↑ LO1G	2,501	
-50-4				53,978	59,012		↓ L		
415001-00-2 2 pairs									
-10-2		AS	AL	59,500	72,950		↑ G	1,975	
-20-2				59,750	73,200		↓ L G		
435016-00-4 4 pairs									
-25-4	1-4	PL	CU3	47,758	50,600	20,000		1,406	
-50-4			↓ AL	47,778	50,612				
-75-4									

79,500 mm **76**

DGDA, DGDB,

405014-00-4 5 pairs									
-25-4	1-5	HL	AL	53,963	59,000	18,500	↑ LO2G	2,507	
-50-4				53,978	59,019		↓ L		
415001-00-2 2 pairs									
-10-2		AS	AL	59,500	72,950		↑ G	1,975	
-20-2				59,750	73,200		↓ L G		

79,500 mm **77**

CLHA, CLHB, CRKA, CRKB, CXXA, CXXB, DBKA, DCXA, DCZA, DDYA, DDYB, DGTA, DGTB, DGTC, DGTD, DGTG,

415001-00-2 2 pairs									
-10-2		AS	AL	59,500	72,950		↑ G	1,975	
-20-2				59,750	73,200		↓ L G		

79,500 mm **78**

496, EE, EF, EG, EH, EJ, EM, FN, FP, FR, GH, JB, JF, WT, YK, YS,

405002-00-4 * 5 pairs									
-25-4	1,2,5	HL	AL	53,958	59,000	18,500	↑ LO1G	2,502	3 pairs
-50-4				53,978	59,019		↓ L		
-75-4									
-100-4	4	HL	AL	53,958	59,000	18,500	↑ LO1G	2,502	1 pair
				53,978	59,019		↓ LO1G		
	3	FL	AL	53,958	59,000	24,930	↑ LO1G	2,502	1 pair
				53,978	59,019		↓ L		
405008-00-4 * 5 pairs									
-25-4	1,2,4,5	HL	AL	53,958	59,000	18,500	↑ LO1G	2,502	4 pairs
-50-4				53,978	59,019		↓ L		
-75-4									
-100-4	3	FL	AL	53,958	59,000	24,930	↑ LO1G	2,502	1 pair
				53,978	59,019		↓ L		

79,500 mm **79**

EN

405002-00-4 * 5 pairs									
-25-4	1,2,5	HL	AL	53,958	59,000	18,500	↑ LO1G	2,502	3 pairs
-50-4				53,978	59,019		↓ L		
-75-4									
-100-4	4	HL	AL	53,958	59,000	18,500	↑ LO1G	2,502	1 pair
				53,978	59,019		↓ LO1G		
	3	FL	AL	53,958	59,000	24,930	↑ LO1G	2,502	1 pair
				53,978	59,019		↓ L		
405012-00-4 5 pairs									
-25-4	1-5	HL	AL	53,958	59,000	18,500	↑ LO1G	2,502	
-50-4				53,978	59,019		↓ L		
-75-4									
415001-00-2 2 pairs									
-10-2		AS	AL	59,500	72,950		↑ G	1,975	
-20-2				59,750	73,200		↓ L G		



79,500 mm							80			
FV										
405001-00-4										5 pairs
-25-4	1,2,3,5	HL	AL	53,958	59,000	18,500	↑ LO1G	2,502	4 pairs	
-50-4				53,978	59,019		↓ L			
-75-4										
-100-4	4	HL	AL	53,958	59,000	18,500	↑ LO1G	2,502	1 pair	
				53,978	59,019		↓ LO1G			
405002-00-4 *										5 pairs
-25-4	1,2,5	HL	AL	53,958	59,000	18,500	↑ LO1G	2,502	3 pairs	
-50-4				53,978	59,019		↓ L			
-75-4										
-100-4	4	HL	AL	53,958	59,000	18,500	↑ LO1G	2,502	1 pair	
				53,978	59,019		↓ LO1G			
	3	FL	AL	53,958	59,000	24,930	↑ LO1G	2,502	1 pair	
				53,978	59,019		↓ L			
405018-00-4										5 pairs
-25-4	1-5	HL	CU3	53,958	59,000	18,500	↑ LO1G	2,502		
-50-4				53,978	59,019		↓ L			
415001-00-2										2 pairs
-10-2		AS	AL	59,500	72,950		↑ G	1,975		
-20-2				59,750	73,200		↓ L G			
79,500 mm							81			
KY										
405001-00-4										5 pairs
-25-4	1,2,3,5	HL	AL	53,958	59,000	18,500	↑ LO1G	2,502	4 pairs	
-50-4				53,978	59,019		↓ L			
-75-4										
-100-4	4	HL	AL	53,958	59,000	18,500	↑ LO1G	2,502	1 pair	
				53,978	59,019		↓ LO1G			
405002-00-4 *										5 pairs
-25-4	1,2,5	HL	AL	53,958	59,000	18,500	↑ LO1G	2,502	3 pairs	
-50-4				53,978	59,019		↓ L			
-75-4										
-100-4	4	HL	AL	53,958	59,000	18,500	↑ LO1G	2,502	1 pair	
				53,978	59,019		↓ LO1G			
	3	FL	AL	53,958	59,000	24,930	↑ LO1G	2,502	1 pair	
				53,978	59,019		↓ L			
405008-00-4 *										5 pairs
-25-4	1,2,4,5	HL	AL	53,958	59,000	18,500	↑ LO1G	2,502	4 pairs	
-50-4				53,978	59,019		↓ L			
-75-4										
-100-4	3	FL	AL	53,958	59,000	24,930	↑ LO1G	2,502	1 pair	
				53,978	59,019		↓ L			
405012-00-4										5 pairs
-25-4	1-5	HL	AL	53,958	59,000	18,500	↑ LO1G	2,502		
-50-4				53,978	59,019		↓ L			
-75-4										
405018-00-4										5 pairs
-25-4	1-5	HL	CU3	53,958	59,000	18,500	↑ LO1G	2,502		
-50-4				53,978	59,019		↓ L			
415001-00-2										2 pairs
-10-2		AS	AL	59,500	72,950		↑ G	1,975		
-20-2				59,750	73,200		↓ L G			
435006-00-4										4 pairs
-25-4	1-4	PL	AL	47,758	50,600	19,000	↑ L	1,406		
-50-4				47,778	50,619		↓ L			
-75-4										



79,500 mm **82**

WL

405001-00-4 5 pairs									
-25-4	1,2,3,5	HL	AL	53,958	59,000	18,500	↑ LO1G	2,502	4 pairs
-50-4				53,978	59,019		↓ L		
-75-4									
-100-4	4	HL	AL	53,958	59,000	18,500	↑ LO1G	2,502	1 pair
				53,978	59,019		↓ LO1G		
405018-00-4 5 pairs									
-25-4	1-5	HL	CU3	53,958	59,000	18,500	↑ LO1G	2,502	
-50-4				53,978	59,019		↓ L		
415001-00-2 2 pairs									
-10-2		AS	AL	59,500	72,950		↑ G	1,975	
-20-2				59,750	73,200		↓ L G		

79,500 mm **83**

WV, YN, YP,

405001-00-4 5 pairs									
-25-4	1,2,3,5	HL	AL	53,958	59,000	18,500	↑ LO1G	2,502	4 pairs
-50-4				53,978	59,019		↓ L		
-75-4									
-100-4	4	HL	AL	53,958	59,000	18,500	↑ LO1G	2,502	1 pair
				53,978	59,019		↓ LO1G		
405002-00-4 * 5 pairs									
-25-4	1,2,5	HL	AL	53,958	59,000	18,500	↑ LO1G	2,502	3 pairs
-50-4				53,978	59,019		↓ L		
-75-4									
-100-4	4	HL	AL	53,958	59,000	18,500	↑ LO1G	2,502	1 pair
				53,978	59,019		↓ LO1G		
	3	FL	AL	53,958	59,000	24,930	↑ LO1G	2,502	1 pair
				53,978	59,019		↓ L		
405008-00-4 * 5 pairs									
-25-4	1,2,4,5	HL	AL	53,958	59,000	18,500	↑ LO1G	2,502	4 pairs
-50-4				53,978	59,019		↓ L		
-75-4									
-100-4	3	FL	AL	53,958	59,000	24,930	↑ LO1G	2,502	1 pair
				53,978	59,019		↓ L		
405018-00-4 5 pairs									
-25-4	1-5	HL	CU3	53,958	59,000	18,500	↑ LO1G	2,502	
-50-4				53,978	59,019		↓ L		
415001-00-2 2 pairs									
-10-2		AS	AL	59,500	72,950		↑ G	1,975	
-20-2				59,750	73,200		↓ L G		

79,500 mm **84**

FS, FT, WP, WY, WZ, YG, YH, YU, YY,

405002-00-4 * 5 pairs									
-25-4	1,2,5	HL	AL	53,958	59,000	18,500	↑ LO1G	2,502	3 pairs
-50-4				53,978	59,019		↓ L		
-75-4									
-100-4	4	HL	AL	53,958	59,000	18,500	↑ LO1G	2,502	1 pair
				53,978	59,019		↓ LO1G		
	3	FL	AL	53,958	59,000	24,930	↑ LO1G	2,502	1 pair
				53,978	59,019		↓ L		



81,000 mm **85**

AFY, AKS,

405001-00-4 5 pairs										
-25-4	1,2,3,5	HL	AL	53,958	59,000	18,500	↑ LO1G	2,502	4 pairs	
-50-4				53,978	59,019		↓ L			
-75-4										
-100-4	4	HL	AL	53,958	59,000	18,500	↑ LO1G	2,502	1 pair	
				53,978	59,019		↓ LO1G			
405005-00-4 5 pairs										
	1-5	HL	AL	53,963	59,000	18,500	↑ LO1G	2,508		
				53,983	59,010		↓ L			
405012-00-4 5 pairs										
-25-4	1-5	HL	AL	53,958	59,000	18,500	↑ LO1G	2,502		
-50-4				53,978	59,019		↓ L			
-75-4										
415001-00-2 2 pairs										
-10-2		AS	AL	59,500	72,950		↑ G	1,975		
-20-2				59,750	73,200		↓ L G			
435002-00-4 4 pairs										
-25-4	1-4	PL	AL	47,758	50,600	19,000	↑ LO1	1,406		
-50-4				47,778	50,612		↓ LO1			
-75-4										
-100-4										

81,000 mm **86**

AGN

405001-00-4 5 pairs										
-25-4	1,2,3,5	HL	AL	53,958	59,000	18,500	↑ LO1G	2,502	4 pairs	
-50-4				53,978	59,019		↓ L			
-75-4										
-100-4	4	HL	AL	53,958	59,000	18,500	↑ LO1G	2,502	1 pair	
				53,978	59,019		↓ LO1G			
405002-00-4 * 5 pairs										
-25-4	1,2,5	HL	AL	53,958	59,000	18,500	↑ LO1G	2,502	3 pairs	
-50-4				53,978	59,019		↓ L			
-75-4										
-100-4	4	HL	AL	53,958	59,000	18,500	↑ LO1G	2,502	1 pair	
				53,978	59,019		↓ LO1G			
	3	FL	AL	53,958	59,000	24,930	↑ LO1G	2,502	1 pair	
				53,978	59,019		↓ L			
405005-00-4 5 pairs										
	1-5	HL	AL	53,963	59,000	18,500	↑ LO1G	2,508		
				53,983	59,010		↓ L			
405012-00-4 5 pairs										
-25-4	1-5	HL	AL	53,958	59,000	18,500	↑ LO1G	2,502		
-50-4				53,978	59,019		↓ L			
-75-4										
405018-00-4 5 pairs										
-25-4	1-5	HL	CU3	53,958	59,000	18,500	↑ LO1G	2,502		
-50-4				53,978	59,019		↓ L			
415001-00-2 2 pairs										
-10-2		AS	AL	59,500	72,950		↑ G	1,975		
-20-2				59,750	73,200		↓ L G			
435002-00-4 4 pairs										
-25-4	1-4	PL	AL	47,758	50,600	19,000	↑ LO1	1,406		
-50-4				47,778	50,612		↓ LO1			
-75-4										
-100-4										



Type

81,000 mm **87**

AHL

405012-00-4 5 pairs									
-25-4	1-5	HL	AL	53,958	59,000	18,500	↑ LO1G	2,502	
-50-4				53,978	59,019		↓ L		
-75-4									
405015-00-4 5 pairs									
-25-4	1-5	HL	AL	47,958	53,000	18,500	↑ LO1G	2,508	
-50-4				47,978	53,010		↓ L		
415001-00-2 2 pairs									
-10-2		AS	AL	59,500	72,950		↑ G	1,975	
-20-2				59,750	73,200		↓ L G		

81,000 mm **88**

AKL

405005-00-4 5 pairs									
	1-5	HL	AL	53,963	59,000	18,500	↑ LO1G	2,508	
				53,983	59,010		↓ L		
405012-00-4 5 pairs									
-25-4	1-5	HL	AL	53,958	59,000	18,500	↑ LO1G	2,502	
-50-4				53,978	59,019		↓ L		
-75-4									
415001-00-2 2 pairs									
-10-2		AS	AL	59,500	72,950		↑ G	1,975	
-20-2				59,750	73,200		↓ L G		
415002-00-1 1 pair									
		AS	CU2	59,500	71,550		↑ G	2,475	
				59,750	71,800		↓ G		
435002-00-4 4 pairs									
-25-4	1-4	PL	AL	47,758	50,600	19,000	↑ LO1	1,406	
-50-4				47,778	50,612		↓ LO1		
-75-4									
-100-4									
435003-00-4 4 pairs									
	1-4	PL	AL	47,758	50,600	18,500	↑ O1	1,406	
			↓ CU3	47,778	50,612		↓		



81,000 mm									89
ARM									
405005-00-4 5 pairs									
	1-5	HL	AL	53,963 53,983	59,000 59,010	18,500	↑ LO1G ↓ L	2,508	
405012-00-4 5 pairs									
-25-4	1-5	HL	AL	53,958	59,000	18,500	↑ LO1G	2,502	
-50-4				53,978	59,019		↓ L		
-75-4									
405015-00-4 5 pairs									
-25-4	1-5	HL	AL	47,958	53,000	18,500	↑ LO1G	2,508	
-50-4				47,978	53,010		↓ L		
415001-00-2 2 pairs									
-10-2		AS	AL	59,500	72,950		↑ G	1,975	
-20-2				59,750	73,200		↓ L G		
415002-00-1 1 pair									
		AS	CU2	59,500	71,550		↑ G	2,475	
				59,750	71,800		↓ G		
435002-00-4 4 pairs									
-25-4	1-4	PL	AL	47,758	50,600	19,000	↑ LO1	1,406	
-50-4				47,778	50,612		↓ LO1		
-75-4									
-100-4									
435021-00-4 4 pairs									
-25-4	1-4	PL	CU3	41,965	45,000	19,000	↑ O1	1,507	
-50-4				41,980	45,016		↓		
81,000 mm									90
DTA, EWA, JJ,									
405001-00-4 5 pairs									
-25-4	1,2,3,5	HL	AL	53,958	59,000	18,500	↑ LO1G	2,502	
-50-4				53,978	59,019		↓ L	4 pairs	
-75-4									
-100-4	4	HL	AL	53,958	59,000	18,500	↑ LO1G	2,502	
				53,978	59,019		↓ LO1G	1 pair	
405002-00-4 * 5 pairs									
-25-4	1,2,5	HL	AL	53,958	59,000	18,500	↑ LO1G	2,502	
-50-4				53,978	59,019		↓ L	3 pairs	
-75-4									
-100-4	4	HL	AL	53,958	59,000	18,500	↑ LO1G	2,502	
				53,978	59,019		↓ LO1G	1 pair	
	3	FL	AL	53,958	59,000	24,930	↑ LO1G	2,502	
				53,978	59,019		↓ L	1 pair	
415001-00-2 2 pairs									
-10-2		AS	AL	59,500	72,950		↑ G	1,975	
-20-2				59,750	73,200		↓ L G		



81,000 mm **91**

AEB, JU,

405001-00-4 5 pairs									
-25-4	1,2,3,5	HL	AL	53,958	59,000	18,500	↑ LO1G	2,502	4 pairs
-50-4				53,978	59,019		↓ L		
-75-4									
-100-4	4	HL	AL	53,958	59,000	18,500	↑ LO1G	2,502	1 pair
				53,978	59,019		↓ LO1G		
405002-00-4 * 5 pairs									
-25-4	1,2,5	HL	AL	53,958	59,000	18,500	↑ LO1G	2,502	3 pairs
-50-4				53,978	59,019		↓ L		
-75-4									
-100-4	4	HL	AL	53,958	59,000	18,500	↑ LO1G	2,502	1 pair
				53,978	59,019		↓ LO1G		
	3	FL	AL	53,958	59,000	24,930	↑ LO1G	2,502	1 pair
				53,978	59,019		↓ L		
405018-00-4 5 pairs									
-25-4	1-5	HL	CU3	53,958	59,000	18,500	↑ LO1G	2,502	
-50-4				53,978	59,019		↓ L		
415001-00-2 2 pairs									
-10-2		AS	AL	59,500	72,950		↑ G	1,975	
-20-2				59,750	73,200		↓ L G		

81,000 mm **92**

2H, DS, DZ, EX, GU, GX, HV, JN, JV, KR, PB, PP, RF, RH,

405001-00-4 5 pairs									
-25-4	1,2,3,5	HL	AL	53,958	59,000	18,500	↑ LO1G	2,502	4 pairs
-50-4				53,978	59,019		↓ L		
-75-4									
-100-4	4	HL	AL	53,958	59,000	18,500	↑ LO1G	2,502	1 pair
				53,978	59,019		↓ LO1G		
405002-00-4 * 5 pairs									
-25-4	1,2,5	HL	AL	53,958	59,000	18,500	↑ LO1G	2,502	3 pairs
-50-4				53,978	59,019		↓ L		
-75-4									
-100-4	4	HL	AL	53,958	59,000	18,500	↑ LO1G	2,502	1 pair
				53,978	59,019		↓ LO1G		
	3	FL	AL	53,958	59,000	24,930	↑ LO1G	2,502	1 pair
				53,978	59,019		↓ L		
405018-00-4 5 pairs									
-25-4	1-5	HL	CU3	53,958	59,000	18,500	↑ LO1G	2,502	
-50-4				53,978	59,019		↓ L		
415001-00-2 2 pairs									
-10-2		AS	AL	59,500	72,950		↑ G	1,975	
-20-2				59,750	73,200		↓ L G		
435002-00-4 4 pairs									
-25-4	1-4	PL	AL	47,758	50,600	19,000	↑ LO1	1,406	
-50-4				47,778	50,612		↓ LO1		
-75-4									
-100-4									



81,000 mm **93**

ADZ

405001-00-4 5 pairs									
-25-4	1,2,3,5	HL	AL	53,958	59,000	18,500	↑ LO1G	2,502	4 pairs
-50-4				53,978	59,019		↓ L		
-75-4									
-100-4	4	HL	AL	53,958	59,000	18,500	↑ LO1G	2,502	1 pair
				53,978	59,019		↓ LO1G		
405005-00-4 5 pairs									
	1-5	HL	AL	53,963	59,000	18,500	↑ LO1G	2,508	
				53,983	59,010		↓ L		
415001-00-2 2 pairs									
-10-2		AS	AL	59,500	72,950		↑ G	1,975	
-20-2				59,750	73,200		↓ L G		
435002-00-4 4 pairs									
-25-4	1-4	PL	AL	47,758	50,600	19,000	↑ LO1	1,406	
-50-4				47,778	50,612		↓ LO1		
-75-4									
-100-4									

81,000 mm **94**

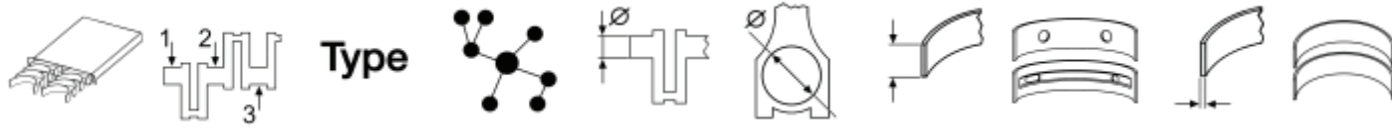
AFT

405001-00-4 5 pairs									
-25-4	1,2,3,5	HL	AL	53,958	59,000	18,500	↑ LO1G	2,502	4 pairs
-50-4				53,978	59,019		↓ L		
-75-4									
-100-4	4	HL	AL	53,958	59,000	18,500	↑ LO1G	2,502	1 pair
				53,978	59,019		↓ LO1G		
405005-00-4 5 pairs									
	1-5	HL	AL	53,963	59,000	18,500	↑ LO1G	2,508	
				53,983	59,010		↓ L		
405012-00-4 5 pairs									
-25-4	1-5	HL	AL	53,958	59,000	18,500	↑ LO1G	2,502	
-50-4				53,978	59,019		↓ L		
-75-4									
405018-00-4 5 pairs									
-25-4	1-5	HL	CU3	53,958	59,000	18,500	↑ LO1G	2,502	
-50-4				53,978	59,019		↓ L		
415001-00-2 2 pairs									
-10-2		AS	AL	59,500	72,950		↑ G	1,975	
-20-2				59,750	73,200		↓ L G		
435002-00-4 4 pairs									
-25-4	1-4	PL	AL	47,758	50,600	19,000	↑ LO1	1,406	
-50-4				47,778	50,612		↓ LO1		
-75-4									
-100-4									

81,000 mm **95**

ADF, AJH, UE,

405001-00-4 5 pairs									
-25-4	1,2,3,5	HL	AL	53,958	59,000	18,500	↑ LO1G	2,502	4 pairs
-50-4				53,978	59,019		↓ L		
-75-4									
-100-4	4	HL	AL	53,958	59,000	18,500	↑ LO1G	2,502	1 pair
				53,978	59,019		↓ LO1G		
415001-00-2 2 pairs									
-10-2		AS	AL	59,500	72,950		↑ G	1,975	
-20-2				59,750	73,200		↓ L G		
435002-00-4 4 pairs									
-25-4	1-4	PL	AL	47,758	50,600	19,000	↑ LO1	1,406	
-50-4				47,778	50,612		↓ LO1		
-75-4									
-100-4									



81,000 mm **96**

AEH, APF, AUR, AWH,

405005-00-4									5 pairs
	1-5	HL	AL	53,963 53,983	59,000 59,010	18,500	↑ LO1G ↓ L	2,508	
405012-00-4									5 pairs
-25-4	1-5	HL	AL	53,958	59,000	18,500	↑ LO1G	2,502	
-50-4				53,978	59,019		↓ L		
-75-4									
415001-00-2									2 pairs
-10-2		AS	AL	59,500	72,950		↑ G	1,975	
-20-2				59,750	73,200		↓ L G		
415002-00-1									1 pair
		AS	CU2	59,500	71,550		↑ G	2,475	
				59,750	71,800		↓ G		
435002-00-4									4 pairs
-25-4	1-4	PL	AL	47,758	50,600	19,000	↑ LO1	1,406	
-50-4				47,778	50,612		↓ LO1		
-75-4									
-100-4									

81,000 mm **97**

BBU

405002-00-4 *									5 pairs
-25-4	1,2,5	HL	AL	53,958	59,000	18,500	↑ LO1G	2,502	3 pairs
-50-4				53,978	59,019		↓ L		
-75-4	4	HL	AL	53,958	59,000	18,500	↑ LO1G	2,502	1 pair
-100-4				53,978	59,019		↓ LO1G		
	3	FL	AL	53,958	59,000	24,930	↑ LO1G	2,502	1 pair
				53,978	59,019		↓ L		
405005-00-4									5 pairs
	1-5	HL	AL	53,963 53,983	59,000 59,010	18,500	↑ LO1G ↓ L	2,508	
415001-00-2									2 pairs
-10-2		AS	AL	59,500	72,950		↑ G	1,975	
-20-2				59,750	73,200		↓ L G		
435003-00-4									4 pairs
	1-4	PL	AL ↓ CU3	47,758 47,778	50,600 50,612	18,500	↑ O1 ↓	1,406	

81,000 mm **98**

AZV, BKD, BKP, BMA, BMN, BMR, BUZ, BVE, BWV,

405021-00-4									5 pairs
-25-4	1-5	HL	AL	53,958	59,000	18,500	↑ LO1G	2,501	
-50-4				53,978	59,012		↓ L		
415001-00-2									2 pairs
-10-2		AS	AL	59,500	72,950		↑ G	1,975	
-20-2				59,750	73,200		↓ L G		
435017-00-4									4 pairs
-25-4	1-4	PL	CU3	50,858	53,700	20,400		1,403	
-50-4			↓ AL	50,878	53,712				
-75-4									
465003-00-10									10 pairs
	1-5	NWL	CU3	28,939 28,960	32,000 32,025	25,000	↑ LO1 ↓ L	1,513	5 pairs
	1-5	NWL	CU3	25,939 25,960	29,000 29,021	22,000	↑ LO1 ↓ LO1	1,513	5 pairs



81,000 mm

99

DT, EW, EZA, EZ, HM, HN, PN, RE, RL,

405001-00-4											5 pairs
-25-4	1,2,3,5	HL	AL	53,958	59,000	18,500	↑ LO1G	2,502	4 pairs		
-50-4				53,978	59,019		↓ L				
-75-4	4	HL	AL	53,958	59,000	18,500	↑ LO1G	2,502	1 pair		
-100-4				53,978	59,019		↓ LO1G				
405002-00-4 *											5 pairs
-25-4	1,2,5	HL	AL	53,958	59,000	18,500	↑ LO1G	2,502	3 pairs		
-50-4				53,978	59,019		↓ L				
-75-4	4	HL	AL	53,958	59,000	18,500	↑ LO1G	2,502	1 pair		
-100-4				53,978	59,019		↓ LO1G				
	3	FL	AL	53,958	59,000	24,930	↑ LO1G	2,502	1 pair		
				53,978	59,019		↓ L				
405008-00-4 *											5 pairs
-25-4	1,2,4,5	HL	AL	53,958	59,000	18,500	↑ LO1G	2,502	4 pairs		
-50-4				53,978	59,019		↓ L				
-75-4	3	FL	AL	53,958	59,000	24,930	↑ LO1G	2,502	1 pair		
-100-4				53,978	59,019		↓ L				
405018-00-4											5 pairs
-25-4	1-5	HL	CU3	53,958	59,000	18,500	↑ LO1G	2,502			
-50-4				53,978	59,019		↓ L				
415001-00-2											2 pairs
-10-2		AS	AL	59,500	72,950		↑ G	1,975			
-20-2				59,750	73,200		↓ L G				
435002-00-4											4 pairs
-25-4	1-4	PL	AL	47,758	50,600	19,000	↑ LO1	1,406			
-50-4				47,778	50,612		↓ LO1				
-75-4											
-100-4											



81,000 mm **100**

ADR, RP,

405001-00-4 5 pairs										
-25-4	1,2,3,5	HL	AL	53,958	59,000	18,500	↑ LO1G	2,502	4 pairs	
-50-4				53,978	59,019		↓ L			
-75-4										
-100-4	4	HL	AL	53,958	59,000	18,500	↑ LO1G	2,502	1 pair	
				53,978	59,019		↓ LO1G			
405002-00-4 * 5 pairs										
-25-4	1,2,5	HL	AL	53,958	59,000	18,500	↑ LO1G	2,502	3 pairs	
-50-4				53,978	59,019		↓ L			
-75-4										
-100-4	4	HL	AL	53,958	59,000	18,500	↑ LO1G	2,502	1 pair	
				53,978	59,019		↓ LO1G			
	3	FL	AL	53,958	59,000	24,930	↑ LO1G	2,502	1 pair	
				53,978	59,019		↓ L			
405012-00-4 5 pairs										
-25-4	1-5	HL	AL	53,958	59,000	18,500	↑ LO1G	2,502		
-50-4				53,978	59,019		↓ L			
-75-4										
405018-00-4 5 pairs										
-25-4	1-5	HL	CU3	53,958	59,000	18,500	↑ LO1G	2,502		
-50-4				53,978	59,019		↓ L			
415001-00-2 2 pairs										
-10-2		AS	AL	59,500	72,950		↑ G	1,975		
-20-2				59,750	73,200		↓ L G			
435002-00-4 4 pairs										
-25-4	1-4	PL	AL	47,758	50,600	19,000	↑ LO1	1,406		
-50-4				47,778	50,612		↓ LO1			
-75-4										
-100-4										

81,000 mm **101**

AGU

405001-00-4 5 pairs										
-25-4	1,2,3,5	HL	AL	53,958	59,000	18,500	↑ LO1G	2,502	4 pairs	
-50-4				53,978	59,019		↓ L			
-75-4										
-100-4	4	HL	AL	53,958	59,000	18,500	↑ LO1G	2,502	1 pair	
				53,978	59,019		↓ LO1G			
405002-00-4 * 5 pairs										
-25-4	1,2,5	HL	AL	53,958	59,000	18,500	↑ LO1G	2,502	3 pairs	
-50-4				53,978	59,019		↓ L			
-75-4										
-100-4	4	HL	AL	53,958	59,000	18,500	↑ LO1G	2,502	1 pair	
				53,978	59,019		↓ LO1G			
	3	FL	AL	53,958	59,000	24,930	↑ LO1G	2,502	1 pair	
				53,978	59,019		↓ L			
405005-00-4 5 pairs										
	1-5	HL	AL	53,963	59,000	18,500	↑ LO1G	2,508		
				53,983	59,010		↓ L			
405012-00-4 5 pairs										
-25-4	1-5	HL	AL	53,958	59,000	18,500	↑ LO1G	2,502		
-50-4				53,978	59,019		↓ L			
-75-4										
405018-00-4 5 pairs										
-25-4	1-5	HL	CU3	53,958	59,000	18,500	↑ LO1G	2,502		
-50-4				53,978	59,019		↓ L			
415001-00-2 2 pairs										
-10-2		AS	AL	59,500	72,950		↑ G	1,975		
-20-2				59,750	73,200		↓ L G			



81,000 mm										102
APU , AQA , ARZ ,										
405005-00-4 5 pairs										
	1-5	HL	AL	53,963 53,983	59,000 59,010	18,500	↑ LO1G ↓ L	2,508		
405012-00-4 5 pairs										
-25-4	1-5	HL	AL	53,958	59,000	18,500	↑ LO1G	2,502		
-50-4				53,978	59,019		↓ L			
-75-4										
415001-00-2 2 pairs										
-10-2		AS	AL	59,500	72,950		↑ G	1,975		
-20-2				59,750	73,200		↓ L G			
81,000 mm										103
AAF										
405001-00-4 5 pairs										
-25-4	1,2,3,5	HL	AL	53,958	59,000	18,500	↑ LO1G	2,502	4 pairs	
-50-4				53,978	59,019		↓ L			
-75-4										
-100-4	4	HL	AL	53,958	59,000	18,500	↑ LO1G	2,502	1 pair	
				53,978	59,019		↓ LO1G			
435002-00-5 5 pairs										
-25-5	1-5	PL	AL	47,758	50,600	19,000	↑ LO1	1,406		
				47,778	50,612		↓ LO1			
81,000 mm										104
1F , 1P , ABN , ABS , ACC , ADP , AEK , PF , RM , RV ,										
405001-00-4 5 pairs										
-25-4	1,2,3,5	HL	AL	53,958	59,000	18,500	↑ LO1G	2,502	4 pairs	
-50-4				53,978	59,019		↓ L			
-75-4										
-100-4	4	HL	AL	53,958	59,000	18,500	↑ LO1G	2,502	1 pair	
				53,978	59,019		↓ LO1G			
405018-00-4 5 pairs										
-25-4	1-5	HL	CU3	53,958	59,000	18,500	↑ LO1G	2,502		
-50-4				53,978	59,019		↓ L			
415001-00-2 2 pairs										
-10-2		AS	AL	59,500	72,950		↑ G	1,975		
-20-2				59,750	73,200		↓ L G			
435002-00-4 4 pairs										
-25-4	1-4	PL	AL	47,758	50,600	19,000	↑ LO1	1,406		
-50-4				47,778	50,612		↓ LO1			
-75-4										
-100-4										
81,000 mm										105
AFE										
405001-00-4 5 pairs										
-25-4	1,2,3,5	HL	AL	53,958	59,000	18,500	↑ LO1G	2,502	4 pairs	
-50-4				53,978	59,019		↓ L			
-75-4										
-100-4	4	HL	AL	53,958	59,000	18,500	↑ LO1G	2,502	1 pair	
				53,978	59,019		↓ LO1G			



81,000 mm **106**

AAM , ANN , ANP ,

405001-00-4 5 pairs									
-25-4	1,2,3,5	HL	AL	53,958	59,000	18,500	↑ LO1G	2,502	4 pairs
-50-4				53,978	59,019		↓ L		
-75-4									
-100-4	4	HL	AL	53,958	59,000	18,500	↑ LO1G	2,502	1 pair
				53,978	59,019		↓ LO1G		
405005-00-4 5 pairs									
	1-5	HL	AL	53,963	59,000	18,500	↑ LO1G	2,508	
				53,983	59,010		↓ L		
405018-00-4 5 pairs									
-25-4	1-5	HL	CU3	53,958	59,000	18,500	↑ LO1G	2,502	
-50-4				53,978	59,019		↓ L		
415001-00-2 2 pairs									
-10-2		AS	AL	59,500	72,950		↑ G	1,975	
-20-2				59,750	73,200		↓ L G		
435002-00-4 4 pairs									
-25-4	1-4	PL	AL	47,758	50,600	19,000	↑ LO1	1,406	
-50-4				47,778	50,612		↓ LO1		
-75-4									
-100-4									

81,000 mm **107**

APH , AVC ,

405012-00-4 5 pairs									
-25-4	1-5	HL	AL	53,958	59,000	18,500	↑ LO1G	2,502	
-50-4				53,978	59,019		↓ L		
-75-4									
415001-00-2 2 pairs									
-10-2		AS	AL	59,500	72,950		↑ G	1,975	
-20-2				59,750	73,200		↓ L G		
435002-00-4 4 pairs									
-25-4	1-4	PL	AL	47,758	50,600	19,000	↑ LO1	1,406	
-50-4				47,778	50,612		↓ LO1		
-75-4									
-100-4									

81,000 mm **108**

ACU , AEN , AET , AEU , APL , AVT , HP , HY , JS , JT , KM , KV , KX ,

435002-00-5 5 pairs									
-25-5	1-5	PL	AL	47,758	50,600	19,000	↑ LO1	1,406	
				47,778	50,612		↓ LO1		

81,000 mm **109**

AWB

435002-00-4 4 pairs									
-25-4	1-4	PL	AL	47,758	50,600	19,000	↑ LO1	1,406	
-50-4				47,778	50,612		↓ LO1		
-75-4									
-100-4									



81,000 mm								110
ANB , APT , ARG , AWC ,								
405005-00-4								5 pairs
	1-5	HL	AL	53,963 53,983	59,000 59,010	18,500	↑ LO1G ↓ L	2,508
405012-00-4								5 pairs
-25-4	1-5	HL	AL	53,958	59,000	18,500	↑ LO1G	2,502
-50-4				53,978	59,019		↓ L	
-75-4								
415001-00-2								2 pairs
-10-2		AS	AL	59,500	72,950		↑ G	1,975
-20-2				59,750	73,200		↓ L G	
435002-00-4								4 pairs
-25-4	1-4	PL	AL	47,758	50,600	19,000	↑ LO1	1,406
-50-4				47,778	50,612		↓ LO1	
-75-4								
-100-4								
81,000 mm								111
ARX , AUM , AUQ , AWL , AWM , AWP , AWT , AWU , AWV , BJX , BKF ,								
405005-00-4								5 pairs
	1-5	HL	AL	53,963 53,983	59,000 59,010	18,500	↑ LO1G ↓ L	2,508
405012-00-4								5 pairs
-25-4	1-5	HL	AL	53,958	59,000	18,500	↑ LO1G	2,502
-50-4				53,978	59,019		↓ L	
-75-4								
415001-00-2								2 pairs
-10-2		AS	AL	59,500	72,950		↑ G	1,975
-20-2				59,750	73,200		↓ L G	
435003-00-4								4 pairs
	1-4	PL	AL ↓ CU3	47,758 47,778	50,600 50,612	18,500	↑ O1 ↓	1,406
81,000 mm								112
BAF								
405005-00-4								5 pairs
	1-5	HL	AL	53,963 53,983	59,000 59,010	18,500	↑ LO1G ↓ L	2,508
415001-00-2								2 pairs
-10-2		AS	AL	59,500	72,950		↑ G	1,975
-20-2				59,750	73,200		↓ L G	
435002-00-4								4 pairs
-25-4	1-4	PL	AL	47,758	50,600	19,000	↑ LO1	1,406
-50-4				47,778	50,612		↓ LO1	
-75-4								
-100-4								
81,000 mm								113
BCD								
405001-00-4								5 pairs
-25-4	1,2,3,5	HL	AL	53,958	59,000	18,500	↑ LO1G	2,502
-50-4				53,978	59,019		↓ L	4 pairs
-75-4								
-100-4	4	HL	AL	53,958 53,978	59,000 59,019	18,500	↑ LO1G ↓ LO1G	2,502
								1 pair
415001-00-2								2 pairs
-10-2		AS	AL	59,500	72,950		↑ G	1,975
-20-2				59,750	73,200		↓ L G	
435021-00-4								4 pairs
-25-4	1-4	PL	CU3	41,965	45,000	19,000	↑ O1	1,507
-50-4				41,980	45,016		↓	



81,000 mm **114**

BEK

405002-00-4 * 5 pairs									
-25-4	1,2,5	HL	AL	53,958	59,000	18,500	↑ LO1G	2,502	3 pairs
-50-4				53,978	59,019		↓ L		
-75-4									
-100-4	4	HL	AL	53,958	59,000	18,500	↑ LO1G	2,502	1 pair
				53,978	59,019		↓ LO1G		
	3	FL	AL	53,958	59,000	24,930	↑ LO1G	2,502	1 pair
				53,978	59,019		↓ L		

81,000 mm **115**

BGW, BHW, BMM, BMP, BRT, BVH, CBHA, CBJB, CBKA, CJDA, CJDD,

405021-00-4 5 pairs									
-25-4	1-5	HL	AL	53,958	59,000	18,500	↑ LO1G	2,501	
-50-4				53,978	59,012		↓ L		
415001-00-2 2 pairs									
-10-2		AS	AL	59,500	72,950		↑ G	1,975	
-20-2				59,750	73,200		↓ L G		
435017-00-4 4 pairs									
-25-4	1-4	PL	CU3	50,858	53,700	20,400		1,403	
-50-4			↓ AL	50,878	53,712				
-75-4									
465001-00-5 5 pairs									
	1-5	NWL	CU3	28,947	32,000	25,000	↑ L	1,513	
				28,960	32,025		↓ L		

81,000 mm **116**

BJH

405005-00-4 5 pairs									
	1-5	HL	AL	53,963	59,000	18,500	↑ LO1G	2,508	
				53,983	59,010		↓ L		

81,000 mm **117**

BJJ, BJK, BJL, BJM, CEBA, CEBB, CECA, CECB,

435017-00-5 5 pairs									
-25-5	1-5	PL	CU3	50,858	53,700	20,400		1,404	
-50-5			↓ AL	50,878	53,712				

81,000 mm **118**

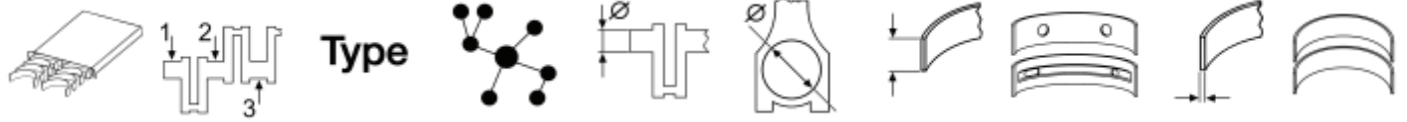
AWD, AWW, BKU,

405012-00-4 5 pairs									
-25-4	1-5	HL	AL	53,958	59,000	18,500	↑ LO1G	2,502	
-50-4				53,978	59,019		↓ L		
-75-4									
415001-00-2 2 pairs									
-10-2		AS	AL	59,500	72,950		↑ G	1,975	
-20-2				59,750	73,200		↓ L G		

81,000 mm **119**

AXD, AXE, BAC, BLJ, BLK, BNZ, BPC, BPD, BPE,

405010-00-5 6 pairs									
-25-5	1-6	HL	AL	57,963	64,000	18,500	↑ LO1G	3,003	
-50-5				57,978	64,010		↓ L		
435017-00-5 5 pairs									
-25-5	1-5	PL	CU3	50,858	53,700	20,400		1,404	
-50-5			↓ AL	50,878	53,712				
465002-00-1 1 pair									
	1	NWL	CU2	28,947	32,000	18,000	↑ L	1,513	
				28,960	32,025		↓ L		



81,000 mm **120**

ALZ, ANA, AVU, AYD, BFQ, BFS, BGU, BSE, BSF, CCSA, CHGA, CMXA,

405015-00-4 5 pairs									
-25-4	1-5	HL	AL	47,958	53,000	18,500	↑ LO1G	2,508	
-50-4				47,978	53,010		↓ L		
435021-00-4 4 pairs									
-25-4	1-4	PL	CU3	41,965	45,000	19,000	↑ O1	1,507	
-50-4				41,980	45,016		↓		

81,000 mm **121**

BDJ, BDK, BST,

405021-00-4 5 pairs									
-25-4	1-5	HL	AL	53,958	59,000	18,500	↑ LO1G	2,501	
-50-4				53,978	59,012		↓ L		
415001-00-2 2 pairs									
-10-2		AS	AL	59,500	72,950		↑ G	1,975	
-20-2				59,750	73,200		↓ L G		
435016-00-4 4 pairs									
-25-4	1-4	PL	CU3	47,758	50,600	20,000		1,406	
-50-4			↓ AL	47,778	50,612				
-75-4									
465001-00-5 5 pairs									
	1-5	NWL	CU3	28,947	32,000	25,000	↑ L	1,513	
				28,960	32,025		↓ L		

81,000 mm **122**

CAAA, CAAB, CAAC, CAAD, CAAE, CBAA, CBAB, CBAC, CBBA, CBBB, CBDA, CBDDB, CBDG, CCHA, CCHB, CDBA, CDCA, CEGA, CFCA, CFFA, CFFB, CFFD, CFFE, CFGB, CFHB, CFHC, CFHE, CFHF, CFJA, CFJB, CJAA, CKRA, CKTB, CKTC, CKUB, CKUC, CLCA, CLCB, CLJA, CLLA, CNEA, CNFA, CNFB, CSHA, CSLA, CSLB, CSLC, CSNA,

405021-00-4 5 pairs									
-25-4	1-5	HL	AL	53,958	59,000	18,500	↑ LO1G	2,501	
-50-4				53,978	59,012		↓ L		
415001-00-2 2 pairs									
-10-2		AS	AL	59,500	72,950		↑ G	1,975	
-20-2				59,750	73,200		↓ L G		
435017-00-4 4 pairs									
-25-4	1-4	PL	CU3	50,858	53,700	20,400		1,403	
-50-4			↓ AL	50,878	53,712				
-75-4									

81,000 mm **123**

AJS, AYH, BLE, CBWA,

465002-00-1 1 pair									
	1	NWL	CU2	28,947	32,000	18,000	↑ L	1,513	
				28,960	32,025		↓ L		

81,000 mm **124**

CPYA, CPYB, CPYC, CPYD, CPYE, CPYF, CPYG,

415001-00-2 2 pairs									
-10-2		AS	AL	59,500	72,950		↑ G	1,975	
-20-2				59,750	73,200		↓ L G		
435017-00-4 4 pairs									
-25-4	1-4	PL	CU3	50,858	53,700	20,400		1,403	
-50-4			↓ AL	50,878	53,712				
-75-4									



81,000 mm **125**

BEE , BVD , CBEA , CFGC , CKFC , CRBB , CRBC , CRFC , CRFD , CRLB , CRMB , CRUA , CRVA , CRVC , CUA A , CUNA , CUPA , CUUA , CUUC , CUUD , CUUE , CUUF , CUVC , CUWA , CVCA , CXEB , CXFA , CXGA , CXGB , CXGD , CXHA , CXHC , DASA , DASB , DASC , DAUA , DAUB , DAVA , DBGB , DCYA , DDAA , DDMA , DELA , DFCA , DFDA , DFEA , DFFA , DGCA , DGMA ,

405021-00-4 5 pairs									
-25-4	1-5	HL	AL	53,958	59,000	18,500	↑ LO1G	2,501	
-50-4				53,978	59,012		↓ L		
415001-00-2 2 pairs									
-10-2		AS	AL	59,500	72,950		↑ G	1,975	
-20-2				59,750	73,200		↓ L G		

81,000 mm **126**

BAE , BNU , CRFZ , CRGA , CRGB , CRLD , CUUB , CUVA , CUVE , CUXA , CXGC , CXHB , CYKB , CYKC , DAWA , DBGA , DBG C , DCYB , DEJA , DEJB , DEKA , DFEB , DFGA , DFG B , DFGC , DFHA , DFLA , DFLD , DFMA , DFSB , DFSC , DFS D , DFSE , DFSF , DFZA , DJFA , DJGA , RD ,

415001-00-2 2 pairs									
-10-2		AS	AL	59,500	72,950		↑ G	1,975	
-20-2				59,750	73,200		↓ L G		

81,000 mm **127**

AAC , DX , EV , GZ , HT , JH , KT , PL ,

405001-00-4 5 pairs									
-25-4	1,2,3,5	HL	AL	53,958	59,000	18,500	↑ LO1G	2,502	4 pairs
-50-4				53,978	59,019		↓ L		
-75-4									
-100-4	4	HL	AL	53,958	59,000	18,500	↑ LO1G	2,502	1 pair
				53,978	59,019		↓ LO1G		
405002-00-4 * 5 pairs									
-25-4	1,2,5	HL	AL	53,958	59,000	18,500	↑ LO1G	2,502	3 pairs
-50-4				53,978	59,019		↓ L		
-75-4									
-100-4	4	HL	AL	53,958	59,000	18,500	↑ LO1G	2,502	1 pair
				53,978	59,019		↓ LO1G		
	3	FL	AL	53,958	59,000	24,930	↑ LO1G	2,502	1 pair
				53,978	59,019		↓ L		
415001-00-2 2 pairs									
-10-2		AS	AL	59,500	72,950		↑ G	1,975	
-20-2				59,750	73,200		↓ L G		
435002-00-4 4 pairs									
-25-4	1-4	PL	AL	47,758	50,600	19,000	↑ LO1	1,406	
-50-4				47,778	50,612		↓ LO1		
-75-4									
-100-4									

81,000 mm **128**

1H , ADD , PG , UDH ,

405001-00-4 5 pairs									
-25-4	1,2,3,5	HL	AL	53,958	59,000	18,500	↑ LO1G	2,502	4 pairs
-50-4				53,978	59,019		↓ L		
-75-4									
-100-4	4	HL	AL	53,958	59,000	18,500	↑ LO1G	2,502	1 pair
				53,978	59,019		↓ LO1G		
405018-00-4 5 pairs									
-25-4	1-5	HL	CU3	53,958	59,000	18,500	↑ LO1G	2,502	
-50-4				53,978	59,019		↓ L		
415001-00-2 2 pairs									
-10-2		AS	AL	59,500	72,950		↑ G	1,975	
-20-2				59,750	73,200		↓ L G		



81,000 mm								129		
026.2 , 262 , ACR , ANQ , ATW , BNY , UDB , UED , UEE , UEG , UNF , UPD , UP ,										
405001-00-4										5 pairs
-25-4	1,2,3,5	HL	AL	53,958	59,000	18,500	↑ LO1G	2,502	4 pairs	
-50-4				53,978	59,019		↓ L			
-75-4										
-100-4	4	HL	AL	53,958	59,000	18,500	↑ LO1G	2,502	1 pair	
				53,978	59,019		↓ LO1G			
415001-00-2										2 pairs
-10-2		AS	AL	59,500	72,950		↑ G	1,975		
-20-2				59,750	73,200		↓ L G			
82,500 mm								130		
AXA										
405005-00-4										5 pairs
	1-5	HL	AL	53,963	59,000	18,500	↑ LO1G	2,508		
				53,983	59,010		↓ L			
405012-00-4										5 pairs
-25-4	1-5	HL	AL	53,958	59,000	18,500	↑ LO1G	2,502		
-50-4				53,978	59,019		↓ L			
-75-4										
415001-00-2										2 pairs
-10-2		AS	AL	59,500	72,950		↑ G	1,975		
-20-2				59,750	73,200		↓ L G			
435002-00-4										4 pairs
-25-4	1-4	PL	AL	47,758	50,600	19,000	↑ LO1	1,406		
-50-4				47,778	50,612		↓ LO1			
-75-4										
-100-4										
435003-00-4										4 pairs
	1-4	PL	AL	47,758	50,600	18,500	↑ O1	1,406		
			↓ CU3	47,778	50,612		↓			
82,500 mm								131		
CDAA , CDAB ,										
405022-00-4										5 pairs
	1-5	HL	AL	51,958	57,000	15,500	↑ L	2,510		
				51,978	57,019		↓ LO2G			
435029-00-4										4 pairs
-25-4	1-4	PL	AL	47,758	50,600	17,500		1,406		
-50-4				47,778	50,619					
82,500 mm								132		
BZB , CAWA , CAWB , CCTB , CCZC , CCZD , CFPA , CGM , CGYA , CJKA , CJKB ,										
405023-00-4										5 pairs
	1-5	HL	AL	57,958	63,000	15,500	↑ LO2G	2,510		
				57,978	63,019		↓ L			
435029-00-4										4 pairs
-25-4	1-4	PL	AL	47,758	50,600	17,500		1,406		
-50-4				47,778	50,619					



82,500 mm **133**

2E, 9A, ABF,

405001-00-4 5 pairs									
-25-4	1,2,3,5	HL	AL	53,958	59,000	18,500	↑ LO1G	2,502	4 pairs
-50-4				53,978	59,019		↓ L		
-75-4									
-100-4	4	HL	AL	53,958	59,000	18,500	↑ LO1G	2,502	1 pair
				53,978	59,019		↓ LO1G		
405018-00-4 5 pairs									
-25-4	1-5	HL	CU3	53,958	59,000	18,500	↑ LO1G	2,502	
-50-4				53,978	59,019		↓ L		
415001-00-2 2 pairs									
-10-2		AS	AL	59,500	72,950		↑ G	1,975	
-20-2				59,750	73,200		↓ L G		
435002-00-4 4 pairs									
-25-4	1-4	PL	AL	47,758	50,600	19,000	↑ LO1	1,406	
-50-4				47,778	50,612		↓ LO1		
-75-4									
-100-4									

82,500 mm **134**

ATM, AZG, AZH, AZJ, AZM, BBX, BSX, CBPA, CFEA,

405005-00-4 5 pairs									
	1-5	HL	AL	53,963	59,000	18,500	↑ LO1G	2,508	
				53,983	59,010		↓ L		
405012-00-4 5 pairs									
-25-4	1-5	HL	AL	53,958	59,000	18,500	↑ LO1G	2,502	
-50-4				53,978	59,019		↓ L		
-75-4									
415001-00-2 2 pairs									
-10-2		AS	AL	59,500	72,950		↑ G	1,975	
-20-2				59,750	73,200		↓ L G		
435003-00-4 4 pairs									
	1-4	PL	AL	47,758	50,600	18,500	↑ O1	1,406	
			↓ CU3	47,778	50,612		↓		

82,500 mm **135**

CCZB

405023-00-4 5 pairs									
	1-5	HL	AL	57,958	63,000	15,500	↑ LO2G	2,510	
				57,978	63,019		↓ L		

82,500 mm **136**

AEG, APK, AQY, ASU, AUZ, AVA, AWF, AWG, BHY,

405005-00-4 5 pairs									
	1-5	HL	AL	53,963	59,000	18,500	↑ LO1G	2,508	
				53,983	59,010		↓ L		
405012-00-4 5 pairs									
-25-4	1-5	HL	AL	53,958	59,000	18,500	↑ LO1G	2,502	
-50-4				53,978	59,019		↓ L		
-75-4									
415001-00-2 2 pairs									
-10-2		AS	AL	59,500	72,950		↑ G	1,975	
-20-2				59,750	73,200		↓ L G		
435002-00-4 4 pairs									
-25-4	1-4	PL	AL	47,758	50,600	19,000	↑ LO1	1,406	
-50-4				47,778	50,612		↓ LO1		
-75-4									
-100-4									



82,500 mm										137
ALT, AXW, AXX, BLR, BLX, BLY, BVX, BVY, BVZ, BWA,										
405005-00-4 5 pairs										
	1-5	HL	AL	53,963 53,983	59,000 59,010	18,500	↑ LO1G ↓ L		2,508	
405012-00-4 5 pairs										
-25-4	1-5	HL	AL	53,958 53,978	59,000 59,019	18,500	↑ LO1G ↓ L		2,502	
-50-4										
-75-4										
415002-00-1 1 pair										
		AS	CU2	59,500 59,750	71,550 71,800		↑ G ↓ G		2,475	
435003-00-4 4 pairs										
	1-4	PL	AL ↓ CU3	47,758 47,778	50,600 50,612	18,500	↑ O1 ↓		1,406	
82,500 mm										138
CBFA, CCTA, CCZA,										
405023-00-4 5 pairs										
	1-5	HL	AL	57,958 57,978	63,000 63,019	15,500	↑ LO2G ↓ L		2,510	
435030-00-4 4 pairs										
	1-4	PL	CU3 LF	47,758 47,778	50,600 50,619	17,500			1,406	
82,500 mm										139
CEA, CJSA, CJSB, CJSC, CNSA, CNSB, CXBA, CXBB, CZPA, CZPB, CZPC, DAJA, DAJB, DKTA, DKZA, DKZC,										
435029-00-4 4 pairs										
-25-4	1-4	PL	AL	47,758 47,778	50,600 50,619	17,500			1,406	
-50-4										
82,500 mm										140
ADY, AEP,										
405001-00-4 5 pairs										
-25-4	1,2,3,5	HL	AL	53,958 53,978	59,000 59,019	18,500	↑ LO1G ↓ L		2,502	4 pairs
-50-4										
-75-4										
-100-4	4	HL	AL	53,958 53,978	59,000 59,019	18,500	↑ LO1G ↓ LO1G		2,502	1 pair
415001-00-2 2 pairs										
-10-2		AS	AL	59,500 59,750	72,950 73,200		↑ G ↓ L G		1,975	
-20-2										
435002-00-4 4 pairs										
-25-4	1-4	PL	AL	47,758 47,778	50,600 50,612	19,000	↑ LO1 ↓ LO1		1,406	
-50-4										
-75-4										
-100-4										



82,500 mm **141**

AGG, AKR, ATU,

405001-00-4 5 pairs									
-25-4	1,2,3,5	HL	AL	53,958	59,000	18,500	↑ LO1G	2,502	4 pairs
-50-4				53,978	59,019		↓ L		
-75-4									
-100-4	4	HL	AL	53,958	59,000	18,500	↑ LO1G	2,502	1 pair
				53,978	59,019		↓ LO1G		
405005-00-4 5 pairs									
	1-5	HL	AL	53,963	59,000	18,500	↑ LO1G	2,508	
				53,983	59,010		↓ L		
405012-00-4 5 pairs									
-25-4	1-5	HL	AL	53,958	59,000	18,500	↑ LO1G	2,502	
-50-4				53,978	59,019		↓ L		
-75-4									
415001-00-2 2 pairs									
-10-2		AS	AL	59,500	72,950		↑ G	1,975	
-20-2				59,750	73,200		↓ L G		
435002-00-4 4 pairs									
-25-4	1-4	PL	AL	47,758	50,600	19,000	↑ LO1	1,406	
-50-4				47,778	50,612		↓ LO1		
-75-4									
-100-4									

82,500 mm **142**

AVH

405012-00-4 5 pairs									
-25-4	1-5	HL	AL	53,958	59,000	18,500	↑ LO1G	2,502	
-50-4				53,978	59,019		↓ L		
-75-4									
415001-00-2 2 pairs									
-10-2		AS	AL	59,500	72,950		↑ G	1,975	
-20-2				59,750	73,200		↓ L G		

82,500 mm **143**

BBW

415001-00-2 2 pairs									
-10-2		AS	AL	59,500	72,950		↑ G	1,975	
-20-2				59,750	73,200		↓ L G		

82,500 mm **144**

BEF

405005-00-4 5 pairs									
	1-5	HL	AL	53,963	59,000	18,500	↑ LO1G	2,508	
				53,983	59,010		↓ L		
415001-00-2 2 pairs									
-10-2		AS	AL	59,500	72,950		↑ G	1,975	
-20-2				59,750	73,200		↓ L G		
435002-00-4 4 pairs									
-25-4	1-4	PL	AL	47,758	50,600	19,000	↑ LO1	1,406	
-50-4				47,778	50,612		↓ LO1		
-75-4									
-100-4									



82,500 mm							145	
BDC , BEH , BEJ , BER , BEV , BGD , BHP , CBSA , CKJA ,								
405005-00-4							5 pairs	
1-5	HL	AL	53,963 53,983	59,000 59,010	18,500	↑ LO1G ↓ L	2,508	
415001-00-2							2 pairs	
-10-2 -20-2	AS	AL	59,500 59,750	72,950 73,200		↑ G ↓ L G	1,975	
435003-00-4							4 pairs	
1-4	PL	AL ↓ CU3	47,758 47,778	50,600 50,612	18,500	↑ O1 ↓	1,406	
82,500 mm							146	
BFF								
405005-00-4							5 pairs	
1-5	HL	AL	53,963 53,983	59,000 59,010	18,500	↑ LO1G ↓ L	2,508	
415001-00-2							2 pairs	
-10-2 -20-2	AS	AL	59,500 59,750	72,950 73,200		↑ G ↓ L G	1,975	
82,500 mm							147	
BJZ								
405005-00-4							5 pairs	
1-5	HL	AL	53,963 53,983	59,000 59,010	18,500	↑ LO1G ↓ L	2,508	
82,500 mm							148	
BPY								
405005-00-4							5 pairs	
1-5	HL	AL	53,963 53,983	59,000 59,010	18,500	↑ LO1G ↓ L	2,508	
415002-00-1							1 pair	
	AS	CU2	59,500 59,750	71,550 71,800		↑ G ↓ G	2,475	
435003-00-4							4 pairs	
1-4	PL	AL ↓ CU3	47,758 47,778	50,600 50,612	18,500	↑ O1 ↓	1,406	
82,500 mm							149	
BYD , CDLA , CDLC , CDLF , CDLG , CDLK , CRZA ,								
405005-00-4							5 pairs	
1-5	HL	AL	53,963 53,983	59,000 59,010	18,500	↑ LO1G ↓ L	2,508	
415002-00-1							1 pair	
	AS	CU2	59,500 59,750	71,550 71,800		↑ G ↓ G	2,475	
82,500 mm							150	
CJXH , CNTA , CNTC , DDSA , DGUA , DGVA ,								
435030-00-4							4 pairs	
1-4	PL	CU3 LF	47,758 47,778	50,600 50,619	17,500		1,406	
82,500 mm							151	
DDR								
405014-00-4							5 pairs	
-25-4 -50-4	1-5	HL	AL	53,963 53,978	59,000 59,019	18,500	↑ LO2G ↓ L	2,507
415001-00-2							2 pairs	
-10-2 -20-2	AS	AL	59,500 59,750	72,950 73,200		↑ G ↓ L G	1,975	



82,500 mm **152**

DJJA

405022-00-4 5 pairs									
1-5	HL	AL	51,958	57,000	15,500	↑ L	2,510		
			51,978	57,019		↓ LO2G			

82,500 mm **153**

CHHA, CHHB, CJXA, CJXB, CJXC, CJXD, CJXE, CJXG, CPKA, CPLA, CPPA, CPRA, CULA, CULC, CXCA, CXCB, CXDA, CYFB, CYRB, CYRC, DCGA, DEDA, DJHA, DJHB, DJHC, DKTB, DLBA, DLRA, DLRB, DMFA, DNUA, DNUC, DNUE, DRFA,

405022-00-4 5 pairs									
1-5	HL	AL	51,958	57,000	15,500	↑ L	2,510		
			51,978	57,019		↓ LO2G			

435030-00-4 4 pairs									
1-4	PL	CU3 LF	47,758	50,600	17,500		1,406		
			47,778	50,619					

82,500 mm **154**

ULA, ULB,

405001-00-4 5 pairs									
-25-4	1,2,3,5	HL	53,958	59,000	18,500	↑ LO1G	2,502	4 pairs	
-50-4			53,978	59,019		↓ L			
-75-4									
-100-4	4	HL	53,958	59,000	18,500	↑ LO1G	2,502	1 pair	
			53,978	59,019		↓ LO1G			

82,500 mm **155**

ABA, ADC, UQD, UQG, UQ,

405001-00-4 5 pairs									
-25-4	1,2,3,5	HL	53,958	59,000	18,500	↑ LO1G	2,502	4 pairs	
-50-4			53,978	59,019		↓ L			
-75-4									
-100-4	4	HL	53,958	59,000	18,500	↑ LO1G	2,502	1 pair	
			53,978	59,019		↓ LO1G			
415001-00-2 2 pairs									
-10-2		AS	59,500	72,950		↑ G	1,975		
-20-2			59,750	73,200		↓ L G			

82,500 mm **156**

URA, UR,

405001-00-4 5 pairs									
-25-4	1,2,3,5	HL	53,958	59,000	18,500	↑ LO1G	2,502	4 pairs	
-50-4			53,978	59,019		↓ L			
-75-4									
-100-4	4	HL	53,958	59,000	18,500	↑ LO1G	2,502	1 pair	
			53,978	59,019		↓ LO1G			
405012-00-4 5 pairs									
-25-4	1-5	HL	53,958	59,000	18,500	↑ LO1G	2,502		
-50-4			53,978	59,019		↓ L			
-75-4									
415001-00-2 2 pairs									
-10-2		AS	59,500	72,950		↑ G	1,975		
-20-2			59,750	73,200		↓ L G			

90,000 mm **157**

CA, W,

405024-00-4									
-100-4									
-125-4									






92,000 mm **158**

2L

409601-00-4 5 pairs									
-25-4	1-5	HL	61,981	66,004	27,609	↑ LO1G	1,984		
-50-4			61,998	66,019		↓ L			



93,000 mm										159
AP, AT,										
405024-00-4										
-100-4										
-125-4										
94,000 mm										160
CJ, CU, CV, GE,										
405024-00-4										
-100-4										
-125-4										
98,430 mm										161
T4.236										
403602-00-4 5 pairs										
-25-4	1,2,4,5	HL	AL	76,162	80,416	31,880	↑ LO1G	2,090	4 pairs	
-50-4				76,175	80,441		↓ LO1			
	3	HL	AL	76,162	80,416	36,700	↑ LO1G	2,090	1 pair	
				76,175	80,441		↓ LO1			
413621-00-2 2 pairs										
	1-2	AS	AL	86,870	103,850		↑ G	2,310		
				87,120	104,100		↓ L G			
433605-00-4 4 pairs										
-25-4	1-4	PL	AL	63,475	67,208	31,880		1,841		
-50-4				63,487	67,221					
-75-4										
98,430 mm										162
4236										
403602-00-4 5 pairs										
-25-4	1,2,4,5	HL	AL	76,162	80,416	31,880	↑ LO1G	2,090	4 pairs	
-50-4				76,175	80,441		↓ LO1			
	3	HL	AL	76,162	80,416	36,700	↑ LO1G	2,090	1 pair	
				76,175	80,441		↓ LO1			
413621-00-2 2 pairs										
	1-2	AS	AL	86,870	103,850		↑ G	2,310		
				87,120	104,100		↓ L G			
433604-00-4 4 pairs										
-25-4	1-4	PL	AL	63,475	67,208	31,880	↑ L	1,841		
-50-4				63,487	67,221		↓ L			
433605-00-4 4 pairs										
-25-4	1-4	PL	AL	63,475	67,208	31,880		1,841		
-50-4				63,487	67,221					
-75-4										
114,000 mm										163
6 CT 8.3, 6 CTAA 8.3,										
400803-00-6 7 pairs										
-25-6	1,2,3,5,6,7	HL	AL	97,988	104,980	32,100	↑ LO2G	3,452	6 pairs	
-50-6				98,013	105,018		↓ L			
	4	FL	AL	97,988	104,980	43,000	↑ LO2G	3,452	1 pair	
				98,013	105,018		↓			
430803-00-6 6 pairs										
-25-6	1-6	PL	CU3	75,987	80,988	38,100	↑ L	2,470		
-50-6				76,012	81,013		↓ L			
440801-00-6 6 pairs										
	1-6	PB	CU2	44,994	48,986	27,000	↑ O1G	2,200		
				45,000	49,012	↓ 45,250	↓			
460801-00-7 7 pairs										
	1-7	NWL	CU2	59,990	63,983	25,250	↑ O2G	1,970		
				60,013	64,008		↓ O2G			

			ccm		kW		1 POS
BORA (1J2, 9D2) 1.6	BJH	10.04 - 09.06	1595	B	74 kW	1530	13
BORA (1J2, 9D2) 1.8	BAF	12.01 - 12.06	1781	B	92 kW	1529	9
BORA (1J2, 9D2) 1.9 TDI	ATD	03.04 - 12.06	1896	D	74 kW	1528	5
BORA GP Stufenheck (9D2) 1.6	BJH	07.06 - 12.08	1595	B	74 kW	1530	13
BORA GP Stufenheck (9D2) 1.8	BAF	07.06 - 12.08	1781	B	92 kW	1529	9
BORA HS Schrägheck (9D1) 1.6	BJH	10.06 - 12.08	1595	B	74 kW	1530	13
BORA HS Schrägheck (9D1) 1.8	BAF	10.06 - 12.08	1781	B	92 kW	1529	9
CADDY (9HB) 2.0 D	BDJ	03.05 - 12.07	1968	D	51 kW	1530	12
CADDY Bus (9HB) D	BDJ	03.05 - 12.07	1968	D	51 kW	1530	12
GOLF IV (1J1) 1.6	BFQ	08.03 - 12.08	1595	B	75 kW	1529	8
GOLF IV (1J1) 1.6	BJH	08.03 - 12.08	1595	B	75 kW	1530	13
GOLF IV (1J1) 1.8	BAF	07.03 - 07.09	1781	B	92 kW	1529	9
GOLF IV (1J1) 2.0	APK	08.03 - 12.05	1984	B	85 kW	1530	15
GOLF SPORTSVAN (0S1, 0S2) 1.2 180 TSI	CYA	05.16	1197	B	81 kW	1528	1
GOLF VI (981) 1.4 TSI	CFBA	10.09 - 12.14	1390	B	96 kW	1528	2
GOLF VI (981) GTI	CGM	03.10 - 12.14	1984	B	147 kW	1530	14
GOLF VII (BN1, BN2, C91) 180 / 200 TSI	DJN	11.17	1197	B	85 kW	1528	1
GOLF VII (BN1, BN2, C91) 180 TSI	CYA	06.15	1197	B	81 kW	1528	1
GOLF VII (BN1, BN2, C91) 180 TSI	CYVB	06.15	1197	B	81 kW	1528	1
GOLF VII (BN1, BN2, C91) GTI	CHHB	11.15	1984	B	162 kW	1530	16
JETTA (1G2, 1G3) 1.6	ACR	05.91 - 12.99	1595	B	53 kW	1529	10
JETTA (1G2, 1G3) 1.9 D	AQM	01.02 - 12.12	1896	D	47 kW	1528	4
JETTA (1G2, 1G3) 1.9 D	AQM	01.02 - 12.12	1896	D	47 kW	1528	4
JETTA (BS2, BS4) 1.6 CNG	CUCA	01.13 - 12.17	1598	B/G	70 kW	1528	3
JETTA (BS2, BS4) 1.6	CUCA	03.13 - 07.19	1598	B	81 kW	1528	3
MAGOTAN (B6, 9X2) 1.4 TSI	CFBA	01.10 - 07.11	1390	B	96 kW	1528	2
MAGOTAN (B7L, 942) 1.4 TSI	CFBA	07.11 - 12.16	1390	B	96 kW	1528	2
MAGOTAN (B7L, 942) 1.8 TSI	CEAA	07.11 - 12.16	1798	B	118 kW	1531	19
MAGOTAN (B7L, 942) 1.8 TSI	CEA	07.11 - 12.16	1798	B	118 kW	1531	17
MAGOTAN (B7L, 942) 2.0 TSI	CGM	07.11 - 12.15	1984	B	147 kW	1530	14
MAGOTAN CC Stufenheck (990, 991) 1.8	CEAA	07.10	1798	B	118 kW	1531	19
MAGOTAN CC Stufenheck (990, 991) 1.8	CEA	07.10	1798	B	118 kW	1531	17
MAGOTAN CC Stufenheck (990, 991) 2.0	CGM	07.10	1984	B	147 kW	1530	14
SAGITAR (9L2) 1.8 T	BPL	04.06 - 04.08	1781	B	110 kW	1530	13
SAGITAR (BK2) 1.8 TSI	CDAA	03.12 - 12.16	1798	B	118 kW	1531	17
SAGITAR (BK2) 1.8 TSI	CEAA	03.12 - 12.16	1798	B	118 kW	1531	19
SAGITAR (BK2) 1.8 TSI	CEA	03.12 - 12.16	1798	B	118 kW	1531	17
SAGITAR (BK2) 180 TSI	CYA	09.16	1197	B	81 kW	1528	1
SAGITAR (BK2) 2.0 GLI	CGM	04.13	1984	B	147 kW	1530	14
SAGITAR (BK2) 230 TSI	CFBA	03.12	1390	B	96 kW	1528	2

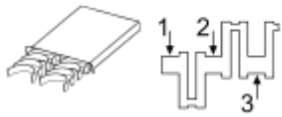


VW (FAW)

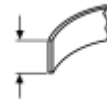
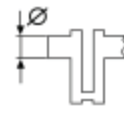
ENGINE	ccm			kW	B	1529	1	POS	ENGINE	ccm			kW	B	1530	1	POS
	∅									∅							
ACR	81,000	4	1595	53 kW	B	1529	10		BPL	81,000	4	1781	110 kW	B	1530	13	
AEH	81,000	4	1595	74 kW	B	1529	7		CDAA	82,500	4	1798	118 kW	B	1531	17	
AGR	79,500	4	1896	66 kW	D	1529	6		CEAA	82,500	4	1798	118 kW	B	1531	19	
APK	82,500	4	1984	85 kW	B	1530	15		CEA	82,500	4	1798	118 kW	B	1531	17	
AQM	79,500	4	1896	47 kW	D	1528	4		CFBA	76,500	4	1390	96 kW	B	1528	2	
ATD	79,500	4	1896	74 kW	D	1528	5		CGM	82,500	4	1984	147 kW	B	1530	14	
AWD	81,000	4	1781	110 kW	B	1530	11		CHHB	82,500	4	1984	162 kW	B	1530	16	
AZM	82,500	4	1984	85 kW	B	1531	18		CLSA	76,500	4	1598	77 kW	B	1528	3	
BAF	81,000	4	1781	92 kW	B	1529	9		CUCA	76,500	4	1598	70 kW	B	1528	3	
BDJ	81,000	4	1968	51 kW	D	1530	12		CYA	71,000	4	1197	81 kW	B	1528	1	
BFQ	81,000	4	1595	75 kW	B	1529	8		CYVB	71,000	4	1197	81 kW	B	1528	1	
BJH	81,000	4	1595	74 - 75 kW	B	1530	13		DJN	71,000	4	1197	85 kW	B	1528	1	



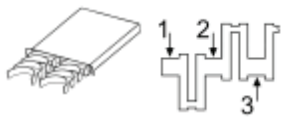
71,000 mm										1
CYA , CYVB , DJN ,										
415004-00-1										
1	AS	AL	48,100	64,750			↑	G	2,475	1 pair
			48,100	65,000			↓	G		
76,500 mm										2
CFBA										
405014-00-4										
-25-4	1-5	HL	AL	53,963	59,000	18,500	↑	L O2 G	2,507	5 pairs
-50-4				53,978	59,019		↓	L		
76,500 mm										3
CLSA , CUCA ,										
405014-00-4										
-25-4	1-5	HL	AL	53,963	59,000	18,500	↑	L O2 G	2,507	5 pairs
-50-4				53,978	59,019		↓	L		
415001-00-2										
-10-2		AS	AL	59,500	72,950		↑	G	1,975	2 pairs
-20-2				59,750	73,200		↓	L G		
79,500 mm										4
AQM										
405012-00-4										
-25-4	1-5	HL	AL	53,958	59,000	18,500	↑	L O1 G	2,502	5 pairs
-50-4				53,978	59,019		↓	L		
-75-4										
415001-00-2										
-10-2		AS	AL	59,500	72,950		↑	G	1,975	2 pairs
-20-2				59,750	73,200		↓	L G		
79,500 mm										5
ATD										
405012-00-4										
-25-4	1-5	HL	AL	53,958	59,000	18,500	↑	L O1 G	2,502	5 pairs
-50-4				53,978	59,019		↓	L		
-75-4										
415001-00-2										
-10-2		AS	AL	59,500	72,950		↑	G	1,975	2 pairs
-20-2				59,750	73,200		↓	L G		
435016-00-4										
-25-4	1-4	PL	CU3	47,758	50,600	20,000			1,406	4 pairs
-50-4			↓AL	47,778	50,612					
-75-4										
465001-00-5										
1-5	NWL	CU3		28,947	32,000	25,000	↑	L	1,513	5 pairs
				28,960	32,025		↓	L		



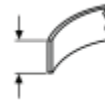
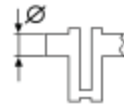
Type



79,500 mm										6
AGR										
405001-00-4										5 pairs
-25-4	1,2,3,5	HL	AL	53,958	59,000	18,500	↑ LO1G	2,502	4 pairs	
-50-4				53,978	59,019		↓ L			
-75-4										
-100-4	4	HL	AL	53,958	59,000	18,500	↑ LO1G	2,502	1 pair	
				53,978	59,019		↓ LO1G			
405012-00-4										5 pairs
-25-4	1-5	HL	AL	53,958	59,000	18,500	↑ LO1G	2,502		
-50-4				53,978	59,019		↓ L			
-75-4										
405018-00-4										5 pairs
-25-4	1-5	HL	CU3	53,958	59,000	18,500	↑ LO1G	2,502		
-50-4				53,978	59,019		↓ L			
415001-00-2										2 pairs
-10-2		AS	AL	59,500	72,950		↑ G	1,975		
-20-2				59,750	73,200		↓ L G			
435005-00-4										4 pairs
-25-4	1-4	PL	CU3	47,758	50,600	20,000	↑ L	1,406		
-50-4				47,778	50,619		↓ L			
81,000 mm										7
AEH										
405012-00-4										5 pairs
-25-4	1-5	HL	AL	53,958	59,000	18,500	↑ LO1G	2,502		
-50-4				53,978	59,019		↓ L			
-75-4										
81,000 mm										8
BFQ										
405005-00-4										5 pairs
	1-5	HL	AL	53,963	59,000	18,500	↑ LO1G	2,508		
				53,983	59,010		↓ L			
405015-00-4										5 pairs
-25-4	1-5	HL	AL	47,958	53,000	18,500	↑ LO1G	2,508		
-50-4				47,978	53,010		↓ L			
435021-00-4										4 pairs
-25-4	1-4	PL	CU3	41,965	45,000	19,000	↑ O1	1,507		
-50-4				41,980	45,016		↓			
81,000 mm										9
BAF										
405005-00-4										5 pairs
	1-5	HL	AL	53,963	59,000	18,500	↑ LO1G	2,508		
				53,983	59,010		↓ L			
435002-00-4										4 pairs
-25-4	1-4	PL	AL	47,758	50,600	19,000	↑ LO1	1,406		
-50-4				47,778	50,612		↓ LO1			
-75-4										
-100-4										
81,000 mm										10
ACR										
405001-00-4										5 pairs
-25-4	1,2,3,5	HL	AL	53,958	59,000	18,500	↑ LO1G	2,502	4 pairs	
-50-4				53,978	59,019		↓ L			
-75-4										
-100-4	4	HL	AL	53,958	59,000	18,500	↑ LO1G	2,502	1 pair	
				53,978	59,019		↓ LO1G			
415001-00-2										2 pairs
-10-2		AS	AL	59,500	72,950		↑ G	1,975		
-20-2				59,750	73,200		↓ L G			



Type



81,000 mm

11

AWD

405012-00-4										5 pairs
-25-4	1-5	HL	AL	53,958	59,000	18,500	↑ LO1G		2,502	
-50-4				53,978	59,019		↓ L			
-75-4										
415001-00-2										2 pairs
-10-2		AS	AL	59,500	72,950		↑ G		1,975	
-20-2				59,750	73,200		↓ L G			

81,000 mm

12

BDJ

405021-00-4										5 pairs
-25-4	1-5	HL	AL	53,958	59,000	18,500	↑ LO1G		2,501	
-50-4				53,978	59,012		↓ L			
415001-00-2										2 pairs
-10-2		AS	AL	59,500	72,950		↑ G		1,975	
-20-2				59,750	73,200		↓ L G			

81,000 mm

13

BJH, BPL,

405005-00-4										5 pairs
	1-5	HL	AL	53,963	59,000	18,500	↑ LO1G		2,508	
				53,983	59,010		↓ L			

82,500 mm

14

CGM

405023-00-4										5 pairs
	1-5	HL	AL	57,958	63,000	15,500	↑ LO2G		2,510	
				57,978	63,019		↓ L			
435029-00-4										4 pairs
-25-4	1-4	PL	AL	47,758	50,600	17,500			1,406	
-50-4				47,778	50,619					

82,500 mm

15

APK

405005-00-4										5 pairs
	1-5	HL	AL	53,963	59,000	18,500	↑ LO1G		2,508	
				53,983	59,010		↓ L			
405012-00-4										5 pairs
-25-4	1-5	HL	AL	53,958	59,000	18,500	↑ LO1G		2,502	
-50-4				53,978	59,019		↓ L			
-75-4										
415001-00-2										2 pairs
-10-2		AS	AL	59,500	72,950		↑ G		1,975	
-20-2				59,750	73,200		↓ L G			
435002-00-4										4 pairs
-25-4	1-4	PL	AL	47,758	50,600	19,000	↑ LO1		1,406	
-50-4				47,778	50,612		↓ LO1			
-75-4										
-100-4										

82,500 mm

16

CHHB

405022-00-4										5 pairs
	1-5	HL	AL	51,958	57,000	15,500	↑ L		2,510	
				51,978	57,019		↓ LO2G			
435030-00-4										4 pairs
	1-4	PL	CU3 LF	47,758	50,600	17,500			1,406	
				47,778	50,619					



VW (FAW)



Type

82,500 mm

17

CDAА, CEA,

405022-00-4 **5 pairs**

1-5	HL	AL	51,958	57,000	15,500	↑ L	2,510
			51,978	57,019		↓ LO2G	

435029-00-4 **4 pairs**

-25-4	1-4	PL	AL	47,758	50,600	17,500		1,406
-50-4				47,778	50,619			

82,500 mm

18

AZM

405012-00-4 **5 pairs**

-25-4	1-5	HL	AL	53,958	59,000	18,500	↑ LO1G	2,502
-50-4				53,978	59,019		↓ L	
-75-4								

415001-00-2 **2 pairs**

-10-2		AS	AL	59,500	72,950		↑ G	1,975
-20-2				59,750	73,200		↓ L G	






82,500 mm

19

CEAA

435017-00-4 **4 pairs**

-25-4	1-4	PL	CU3	50,858	53,700	20,400		1,403
-50-4			↓ AL	50,878	53,712			
-75-4								

			ccm		kW		1 POS
GRAN LAVIDA (183, 185) 180 TSI	CYAA	04.17	1197	B	81 kW	1534	1
LAVIDA (181) 1.4 TSI	CFBA	03.10 - 12.13	1390	B	96 kW	1534	2
LAVIDA (181) 1.6	CFNA	04.08 - 08.12	1598	B	77 kW	1534	5
LAVIDA (181) 1.6	CLSA	04.08 - 08.12	1598	B	77 kW	1534	3
LAVIDA (182, 184, 186) 1.2 TSI	CYAA	07.15	1197	B	81 kW	1534	1
LAVIDA (182, 184, 186) 1.4 TSI	CFBA	09.12 - 12.13	1390	B	96 kW	1534	2
LAVIDA (182, 184, 186) 1.6	CFNA	08.12 - 12.14	1598	B	77 kW	1534	5
LAVIDA (182, 184, 186) 1.6	CLSA	08.12 - 12.14	1598	B	77 kW	1534	3
PASSAT B5 (9F8) 1.8 Turbo	AWL	01.01 - 04.09	1781	B	110 kW	1535	8
PASSAT B5 (9F8) 1.8	ANQ	04.00 - 02.03	1781	B	92 kW	1536	12
PASSAT B5 (9F8) 1.9 D	BPZ	01.08 - 04.09	1896	D	85 kW	1535	7
PASSAT B7 (A42, A43) 1.4 TSI	CFBA	09.11	1390	B	96 kW	1534	2
PASSAT B7 (A42, A43) 1.8 TSI	CEAA	04.11 - 12.18	1798	B	118 kW	1537	18
PASSAT B7 (A42, A43) 1.8 TSI	CEA	04.11 - 12.18	1798	B	118 kW	1537	17
PASSAT B7 (A42, A43) 2.0 TSI	CGM	04.11	1984	B	147 kW	1537	15
PASSAT B7 (A42, A43) 380 TSI	CHHB	01.16	1984	B	162 kW	1537	16
POLO JINQING (9J3) 1.4	BCC	06.06 - 12.08	1390	B	55 kW	1534	4
POLO JINQING (9J3) 1.4	BMG	06.06 - 12.08	1390	B	55 kW	1534	3
POLO JINQU (9J4) 1.4	BCC	06.06 - 12.08	1390	B	55 kW	1534	4
POLO JINQU (9J4) 1.4	BMG	06.06 - 12.08	1390	B	55 kW	1534	3
POLO Schrägheck (621) 1.4 GTI	CFBA	09.12 - 12.15	1390	B	96 kW	1534	2
POLO Schrägheck (621) 1.6	CLSA	12.10 - 12.14	1598	B	77 kW	1534	3
POLO Schrägheck (9J1) 1.4	BCC	01.02 - 03.06	1390	B	55 kW	1534	4
POLO Schrägheck (9J1) 1.6	BCD	01.02 - 01.06	1595	B	74 kW	1535	9
POLO Stufenheck (9J2) 1.4	BCC	06.03 - 03.06	1390	B	55 kW	1534	4
POLO Stufenheck (9J2) 1.6	BCD	01.02 - 01.06	1595	B	74 kW	1535	9
SANTANA 2000 (332) 1.8	JV	04.95 - 03.04	1781	B	66 kW	1536	14
SANTANA 3000 (345) 1.8 LPG	BKU	01.05 - 12.07	1781	B/G	74 kW	1536	10
SANTANA Kombi (331, 334) 1.8	JV	03.85 - 12.00	1781	B	66 kW	1536	14
SANTANA Stufenheck (330, 333) 1.6	AYF	08.96 - 12.11	1595	B	64 kW	1536	13
SANTANA Stufenheck (330, 333) 1.8	JV	08.96 - 12.12	1781	B	70 kW	1536	14
SANTANA VISTA (345) 1.8	BKU	01.08 - 12.14	1781	B	74 kW	1536	10
TIGUAN (591, 592) 1.4 TSI	CFBA	11.11	1390	B	96 kW	1534	2
TIGUAN (591, 592) 300 TSI 4motion	CEAA	03.10	1798	B	118 kW	1537	18
TIGUAN (591, 592) 300 TSI 4motion	CEA	03.10	1798	B	118 kW	1537	17
TIGUAN (591, 592) 300 TSI	CEAA	03.10	1798	B	118 kW	1537	18
TIGUAN (591, 592) 300 TSI	CEA	03.10	1798	B	118 kW	1537	17
TIGUAN (591, 592) 330 TSI 4motion	CGM	03.10	1984	B	147 kW	1537	15
TIGUAN (591, 592) 330 TSI 4motion	CGM	03.10	1984	B	147 kW	1537	15
TOURAN (9R1, 9R3) 1.4 TSI	CFBA	12.10	1390	B	96 kW	1534	2



VW (SVW)

ENGINE	\varnothing	4	ccm	kW	B	1536	12
ANQ	81,000	4	1781	92 kW	B	1536	12
AQM	79,500	4	1896	47 kW	D	1534	6
AWL	81,000	4	1781	110 kW	B	1535	8
AYF	81,000	4	1595	64 kW	B	1536	13
BCC	76,500	4	1390	55 kW	B	1534	4
BCD	81,000	4	1595	74 - 77 kW	B	1535	9
BDJ	81,000	4	1968	51 kW	D	1536	11
BKU	81,000	4	1781	74 kW	B/G	1536	10
BMG	76,500	4	1390	55 kW	B	1534	3
BPZ	79,500	4	1896	85 kW	D	1535	7

ENGINE	\varnothing	4	ccm	kW	B	1537	18
CEAA	82,500	4	1798	118 kW	B	1537	18
CEA	82,500	4	1798	118 kW	B	1537	17
CFBA	76,500	4	1390	96 kW	B	1534	2
CFNA	76,500	4	1598	77 kW	B	1534	5
CGM	82,500	4	1984	147 kW	B	1537	15
CHHB	82,500	4	1984	162 kW	B	1537	16
CLSA	76,500	4	1598	77 kW	B	1534	3
CYAA	71,000	4	1197	81 kW	B	1534	1
JV	81,000	4	1781	66 - 70 kW	B	1536	14



71,000 mm 1

CYAA									
415004-00-1 1 pair									
	1	AS	AL	48,100	64,750		↑	G	2,475
				48,100	65,000		↓	G	

76,500 mm 2

CFBA									
405014-00-4 5 pairs									
	1-5	HL	AL	53,963	59,000	18,500	↑	LO2G	2,507
-25-4				53,978	59,019		↓	L	
-50-4									

76,500 mm 3

BMG, CLSA,									
405014-00-4 5 pairs									
	1-5	HL	AL	53,963	59,000	18,500	↑	LO2G	2,507
-25-4				53,978	59,019		↓	L	
-50-4									
415001-00-2 2 pairs									
		AS	AL	59,500	72,950		↑	G	1,975
-10-2				59,750	73,200		↓	L	
-20-2									

76,500 mm 4

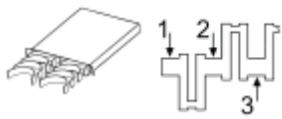
BCC									
405014-00-4 5 pairs									
	1-5	HL	AL	53,963	59,000	18,500	↑	LO2G	2,507
-25-4				53,978	59,019		↓	L	
-50-4									
415002-00-1 1 pair									
		AS	CU2	59,500	71,550		↑	G	2,475
				59,750	71,800		↓	G	

76,500 mm 5

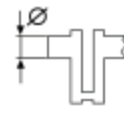
CFNA									
405014-00-4 5 pairs									
	1-5	HL	AL	53,963	59,000	18,500	↑	LO2G	2,507
-25-4				53,978	59,019		↓	L	
-50-4									
415001-00-2 2 pairs									
		AS	AL	59,500	72,950		↑	G	1,975
-10-2				59,750	73,200		↓	L	
-20-2									
435014-00-4 4 pairs									
	1-4	PL	AL	47,763	50,600	17,200	↑	O1	1,406
-25-4				47,778	50,612		↓	O1	
-50-4									

79,500 mm 6

AQM									
405012-00-4 5 pairs									
	1-5	HL	AL	53,958	59,000	18,500	↑	LO1G	2,502
-25-4				53,978	59,019		↓	L	
-50-4									
-75-4									
415001-00-2 2 pairs									
		AS	AL	59,500	72,950		↑	G	1,975
-10-2				59,750	73,200		↓	L	
-20-2									
435006-00-4 4 pairs									
	1-4	PL	AL	47,758	50,600	19,000	↑	L	1,406
-25-4				47,778	50,619		↓	L	
-50-4									
-75-4									



Type



79,500 mm							7		
BPZ									
405021-00-4 5 pairs									
-25-4	1-5	HL	AL	53,958	59,000	18,500	↑ LO1G	2,501	
-50-4				53,978	59,012		↓ L		
415001-00-2 2 pairs									
-10-2		AS	AL	59,500	72,950		↑ G	1,975	
-20-2				59,750	73,200		↓ L G		
435017-00-4 4 pairs									
-25-4	1-4	PL	CU3	50,858	53,700	20,400		1,403	
-50-4			↓ AL	50,878	53,712				
-75-4									
465001-00-5 5 pairs									
	1-5	NWL	CU3	28,947	32,000	25,000	↑ L	1,513	
				28,960	32,025		↓ L		
81,000 mm							8		
AWL									
405001-00-4 5 pairs									
-25-4	1,2,3,5	HL	AL	53,958	59,000	18,500	↑ LO1G	2,502	4 pairs
-50-4				53,978	59,019		↓ L		
-75-4	4	HL	AL	53,958	59,000	18,500	↑ LO1G	2,502	1 pair
-100-4				53,978	59,019		↓ LO1G		
405002-00-4 * 5 pairs									
-25-4	1,2,5	HL	AL	53,958	59,000	18,500	↑ LO1G	2,502	3 pairs
-50-4				53,978	59,019		↓ L		
-75-4	4	HL	AL	53,958	59,000	18,500	↑ LO1G	2,502	1 pair
-100-4				53,978	59,019		↓ LO1G		
	3	FL	AL	53,958	59,000	24,930	↑ LO1G	2,502	1 pair
				53,978	59,019		↓ L		
405012-00-4 5 pairs									
-25-4	1-5	HL	AL	53,958	59,000	18,500	↑ LO1G	2,502	
-50-4				53,978	59,019		↓ L		
-75-4									
415001-00-2 2 pairs									
-10-2		AS	AL	59,500	72,950		↑ G	1,975	
-20-2				59,750	73,200		↓ L G		
435003-00-4 4 pairs									
	1-4	PL	AL	47,758	50,600	18,500	↑ O1	1,406	
			↓ CU3	47,778	50,612		↓		
81,000 mm							9		
BCD									
405001-00-4 5 pairs									
-25-4	1,2,3,5	HL	AL	53,958	59,000	18,500	↑ LO1G	2,502	4 pairs
-50-4				53,978	59,019		↓ L		
-75-4	4	HL	AL	53,958	59,000	18,500	↑ LO1G	2,502	1 pair
-100-4				53,978	59,019		↓ LO1G		
415001-00-2 2 pairs									
-10-2		AS	AL	59,500	72,950		↑ G	1,975	
-20-2				59,750	73,200		↓ L G		
435021-00-4 4 pairs									
-25-4	1-4	PL	CU3	41,965	45,000	19,000	↑ O1	1,507	
-50-4				41,980	45,016		↓		



81,000 mm **10**

BKU

405012-00-4 5 pairs									
-25-4	1-5	HL	AL	53,958	59,000	18,500	↑ LO1G	2,502	
-50-4				53,978	59,019		↓ L		
-75-4									
415001-00-2 2 pairs									
-10-2		AS	AL	59,500	72,950		↑ G	1,975	
-20-2				59,750	73,200		↓ L G		

81,000 mm **11**

BDJ

405021-00-4 5 pairs									
-25-4	1-5	HL	AL	53,958	59,000	18,500	↑ LO1G	2,501	
-50-4				53,978	59,012		↓ L		
415001-00-2 2 pairs									
-10-2		AS	AL	59,500	72,950		↑ G	1,975	
-20-2				59,750	73,200		↓ L G		

81,000 mm **12**

ANQ

405001-00-4 5 pairs									
-25-4	1,2,3,5	HL	AL	53,958	59,000	18,500	↑ LO1G	2,502	4 pairs
-50-4				53,978	59,019		↓ L		
-75-4									
-100-4	4	HL	AL	53,958	59,000	18,500	↑ LO1G	2,502	1 pair
				53,978	59,019		↓ LO1G		
415001-00-2 2 pairs									
-10-2		AS	AL	59,500	72,950		↑ G	1,975	
-20-2				59,750	73,200		↓ L G		

81,000 mm **13**

AYF

405001-00-4 5 pairs									
-25-4	1,2,3,5	HL	AL	53,958	59,000	18,500	↑ LO1G	2,502	4 pairs
-50-4				53,978	59,019		↓ L		
-75-4									
-100-4	4	HL	AL	53,958	59,000	18,500	↑ LO1G	2,502	1 pair
				53,978	59,019		↓ LO1G		

81,000 mm **14**

JV

405001-00-4 5 pairs									
-25-4	1,2,3,5	HL	AL	53,958	59,000	18,500	↑ LO1G	2,502	4 pairs
-50-4				53,978	59,019		↓ L		
-75-4									
-100-4	4	HL	AL	53,958	59,000	18,500	↑ LO1G	2,502	1 pair
				53,978	59,019		↓ LO1G		
405002-00-4 * 5 pairs									
-25-4	1,2,5	HL	AL	53,958	59,000	18,500	↑ LO1G	2,502	3 pairs
-50-4				53,978	59,019		↓ L		
-75-4									
-100-4	4	HL	AL	53,958	59,000	18,500	↑ LO1G	2,502	1 pair
				53,978	59,019		↓ LO1G		
	3	FL	AL	53,958	59,000	24,930	↑ LO1G	2,502	1 pair
				53,978	59,019		↓ L		
415001-00-2 2 pairs									
-10-2		AS	AL	59,500	72,950		↑ G	1,975	
-20-2				59,750	73,200		↓ L G		
435002-00-4 4 pairs									
-25-4	1-4	PL	AL	47,758	50,600	19,000	↑ LO1	1,406	
-50-4				47,778	50,612		↓ LO1		
-75-4									
-100-4									









VW (SVW)



82,500 mm		Type							15
CGM									
405023-00-4									5 pairs
-25-4	1-5	HL	AL	57,958	63,000	15,500	↑ LO2G	2,510	
-50-4				57,978	63,019		↓ L		
435029-00-4									4 pairs
-25-4	1-4	PL	AL	47,758	50,600	17,500		1,406	
-50-4				47,778	50,619				
82,500 mm									16
CHHB									
435030-00-4									4 pairs
	1-4	PL	CU3 LF	47,758	50,600	17,500		1,406	
				47,778	50,619				
82,500 mm									17
CEA									
405021-00-4									5 pairs
-25-4	1-5	HL	AL	53,958	59,000	18,500	↑ LO1G	2,501	
-50-4				53,978	59,012		↓ L		
415001-00-2									2 pairs
-10-2		AS	AL	59,500	72,950		↑ G	1,975	
-20-2				59,750	73,200		↓ L G		
435017-00-4									4 pairs
-25-4	1-4	PL	CU3	50,858	53,700	20,400		1,403	
-50-4			↓ AL	50,878	53,712				
-75-4									
82,500 mm									18
CEAA									
405021-00-4									5 pairs
-25-4	1-5	HL	AL	53,958	59,000	18,500	↑ LO1G	2,501	
-50-4				53,978	59,012		↓ L		
415001-00-2									2 pairs
-10-2		AS	AL	59,500	72,950		↑ G	1,975	
-20-2				59,750	73,200		↓ L G		

ZASTAVA



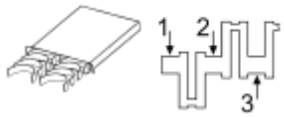
	 ENGINE	 00000	ccm		kW		 1 POS
10 1.2 60	188 A4.000	10.05	1242	B	44 kW	1540	3
750 850	126G100	03.80 - 11.85	843	B	26 kW	1540	1
KORAL 1.1	TU1JP	10.02 - 11.08	1124	B	44 kW	1540	4
YUGO 0.9	9A	04.80 - 06.92	903	B	33 kW	1540	2
YUGO 60 EFI (145 A)	100 GL. 0.64	08.91 - 06.95	1116	B	44 kW	1540	5



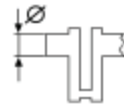
ZASTAVA

ENGINE	\varnothing	ccm	kW	B	1540	1	POS
100 GL. 0.64	80,000	4	1116	44 kW	B	1540	5
126G100	65,000	4	843	26 kW	B	1540	1
132 B1.000	84,000	4	1756	77 - 82 kW	B	1541	6
149 A.000	84,000	4	1585	62 kW	B	1541	6

ENGINE	\varnothing	ccm	kW	B	1540	1	POS
188 A4.000	70,800	4	1242	44 kW	B	1540	3
9A	65,000	4	903	33 kW	B	1540	2
TU1JP	72,000	4	1124	44 kW	B	1540	4



Type



65,000 mm

1

126G100

402005-00-4

3 pairs

1,3	HL	AL	50,785 50,805	54,507 54,520	20,620	↑ LO3G ↓ LO3G	1,837	2 pairs
2	HL	AL	50,790 50,810	54,507 54,520	22,780	↑ LO2G ↓ LO2G	1,837	1 pair

65,000 mm

2

9A

402005-00-4

3 pairs

1,3	HL	AL	50,785 50,805	54,507 54,520	20,620	↑ LO3G ↓ LO3G	1,837	2 pairs
2	HL	AL	50,790 50,810	54,507 54,520	22,780	↑ LO2G ↓ LO2G	1,837	1 pair

405018-00-4

5 pairs

-25-4 -50-4	1-5	HL	CU3	53,958 53,978	59,000 59,019	18,500	↑ LO1G ↓ L	2,502
----------------	-----	----	-----	------------------	------------------	--------	---------------	-------

415001-00-2

2 pairs

-10-2 -20-2		AS	AL	59,500 59,750	72,950 73,200		↑ G ↓ L	1,975
----------------	--	----	----	------------------	------------------	--	------------	-------

70,800 mm

3

188 A4.000

400102-00-4

6 pairs

-25-4 -50-4 -75-4 -100-4	1-5	HL	AL	47,980 48,000	51,705 51,718	19,000	↑ LO2G ↓ LO2G	1,848	5 pairs
	3	AS	AL	52,000 52,200	68,766 69,020			2,325	1 pair

430102-00-4

4 pairs

-25-4 -50-4 -75-4 -100-4	1-4	PL	AL	41,988 42,008	45,127 45,140	19,000	↑ LO1 ↓ LO1	1,548
-----------------------------------	-----	----	----	------------------	------------------	--------	----------------	-------

72,000 mm

4

TU1JP

401106-00-4

5 pairs

-30-4 -50-4 -80-4	2,4	HL	AL	49,965 49,981	53,655 53,674	17,290	↑ LO2G ↓ LO2G	1,832	2 pairs
	1,3,5	HL	AL	49,965 49,981	53,655 53,674	17,290	↑ LO2 ↓ LO2	1,832	3 pairs

411110-00-1

1 pair

-10-1 -15-1	1	AS	AL	55,250 55,500	71,450 71,700		↑ L G ↓ L G	2,450
----------------	---	----	----	------------------	------------------	--	----------------	-------

433702-00-4

4 pairs

-30-4 -50-4 -80-4	1-4	PL	AL	44,975 44,991	48,655 48,671	19,750	↑ LO1 ↓ L	1,820
-------------------------	-----	----	----	------------------	------------------	--------	--------------	-------

80,000 mm

5

100 GL. 0.64

402005-00-4

3 pairs

1,3	HL	AL	50,785 50,805	54,507 54,520	20,620	↑ LO3G ↓ LO3G	1,837	2 pairs
2	HL	AL	50,790 50,810	54,507 54,520	22,780	↑ LO2G ↓ LO2G	1,837	1 pair



84,000 mm

6

132 B1.000 , 149 A.000 ,

412002-00-1

1 pair

-10-1
-15-1

AS

CU2

59,000
59,250

73,600
73,850

↑
↓

G
G

2,360

OE- Reference



OE- Manu.	Reference-No.	SM-No.	On Page
ALFA ROMEO	60814728	403515-00-4	13 ,14 ,15 ,151 ,178 ,345 ,347 ,464 ,597 ,598 ,859 ,1061 ,1207 ,1285
ALFA ROMEO	71718246	403507-00-4 403515-00-4	13 ,14 ,15 ,151 ,178 ,345 ,347 ,464 ,597 ,598 ,859 ,1061 ,1285
ALFA ROMEO	71718247	403507-00-4 403515-00-4	13 ,14 ,15 ,151 ,178 ,345 ,347 ,464 ,597 ,598 ,859 ,1061 ,1285
ALFA ROMEO	71718248	403507-00-4 403515-00-4	13 ,14 ,15 ,151 ,178 ,345 ,347 ,464 ,597 ,598 ,859 ,1061 ,1285
ALFA ROMEO	71718249	403507-00-4 403515-00-4	13 ,14 ,15 ,151 ,178 ,345 ,347 ,464 ,597 ,598 ,859 ,1061 ,1285
ALFA ROMEO	71718250	403507-00-4 403515-00-4	13 ,14 ,15 ,151 ,178 ,345 ,347 ,464 ,597 ,598 ,859 ,1061 ,1285
ALFA ROMEO	71718251	403507-00-4 403515-00-4	13 ,14 ,15 ,151 ,178 ,345 ,347 ,464 ,597 ,598 ,859 ,1061 ,1285

AUDI	052198451	405008-00-4	61 ,62 ,63 ,64 ,65 ,66 ,67 ,71 ,81 ,83 ,84 ,1147 ,1480 ,1482 ,1483 ,1484 ,1485 ,1486 ,1493 ,1494 ,1495 ,1496 ,1502 ,1503 ,1504 ,1511
AUDI	052198453	405008-25-4	61 ,62 ,63 ,64 ,65 ,66 ,67 ,71 ,81 ,83 ,84 ,1147 ,1480 ,1482 ,1483 ,1484 ,1485 ,1486 ,1493 ,1494 ,1495 ,1496 ,1502 ,1503 ,1504 ,1511
AUDI	056105513	405002-50-4 405008-50-4	24 ,61 ,62 ,63 ,64 ,65 ,66 ,67 ,71 ,72 ,74 ,75 ,76 ,79 ,80 ,81 ,82 ,83 ,84 ,85 ,90 ,91 ,241 ,816 ,1130 ,1131 ,1136 ,1140 ,1141 ,1146 ,1147 ,1148 ,1149 ,1167 ,1172 ,1173 ,1175 ,1480 ,1481 ,1482 ,1483 ,1484 ,1485 ,1486 ,1487 ,1493 ,1494 ,1495 ,1496 ,1500 ,1502 ,1503 ,1504 ,1505 ,1507 ,1508 ,1510 ,1511 ,1512 ,1516 ,1518 ,1535 ,1536
AUDI	056105519	405002-75-4 405008-75-4	24 ,61 ,62 ,63 ,64 ,65 ,66 ,67 ,71 ,72 ,74 ,75 ,76 ,79 ,80 ,81 ,82 ,83 ,84 ,85 ,90 ,91 ,241 ,816 ,1130 ,1131 ,1136 ,1140 ,1141 ,1146 ,1147 ,1148 ,1149 ,1167 ,1172 ,1173 ,1175 ,1480 ,1481 ,1482 ,1483 ,1484 ,1485 ,1486 ,1487 ,1493 ,1494 ,1495 ,1496 ,1500 ,1502 ,1503 ,1504 ,1505 ,1507 ,1508 ,1510 ,1511 ,1512 ,1516 ,1518 ,1535 ,1536
AUDI	056198451A	405002-00-4 405008-00-4	24 ,61 ,62 ,63 ,64 ,65 ,66 ,67 ,71 ,72 ,74 ,75 ,76 ,79 ,80 ,81 ,82 ,83 ,84 ,85 ,90 ,91 ,241 ,816 ,1130 ,1131 ,1136 ,1140 ,1141 ,1146 ,1147 ,1148 ,1149 ,1167 ,1172 ,1173 ,1175 ,1480 ,1481 ,1482 ,1483 ,1484 ,1485 ,1486 ,1487 ,1493 ,1494 ,1495 ,1496 ,1500 ,1502 ,1503 ,1504 ,1505 ,1507 ,1508 ,1510 ,1511 ,1512 ,1516 ,1518 ,1535 ,1536
AUDI	056198453	405008-25-4	61 ,62 ,63 ,64 ,65 ,66 ,67 ,71 ,81 ,83 ,84 ,1147 ,1480 ,1482 ,1483 ,1484 ,1485 ,1486 ,1493 ,1494 ,1495 ,1496 ,1502 ,1503 ,1504 ,1511
AUDI	056198453A	405008-25-4	61 ,62 ,63 ,64 ,65 ,66 ,67 ,71 ,81 ,83 ,84 ,1147 ,1480 ,1482 ,1483 ,1484 ,1485 ,1486 ,1493 ,1494 ,1495 ,1496 ,1502 ,1503 ,1504 ,1511
AUDI	056198455	405008-50-4	61 ,62 ,63 ,64 ,65 ,66 ,67 ,71 ,81 ,83 ,84 ,1147 ,1480 ,1482 ,1483 ,1484 ,1485 ,1486 ,1493 ,1494 ,1495 ,1496 ,1502 ,1503 ,1504 ,1511
AUDI	056198455 A	405008-50-4	61 ,62 ,63 ,64 ,65 ,66 ,67 ,71 ,81 ,83 ,84 ,1147 ,1480 ,1482 ,1483 ,1484 ,1485 ,1486 ,1493 ,1494 ,1495 ,1496 ,1502 ,1503 ,1504 ,1511
AUDI	056198457	405008-75-4	61 ,62 ,63 ,64 ,65 ,66 ,67 ,71 ,81 ,83 ,84 ,1147 ,1480 ,1482 ,1483 ,1484 ,1485 ,1486 ,1493 ,1494 ,1495 ,1496 ,1502 ,1503 ,1504 ,1511
AUDI	056198457A	405008-75-4	61 ,62 ,63 ,64 ,65 ,66 ,67 ,71 ,81 ,83 ,84 ,1147 ,1480 ,1482 ,1483 ,1484 ,1485 ,1486 ,1493 ,1494 ,1495 ,1496 ,1502 ,1503 ,1504 ,1511

BMW	0618170	430702-25-4	129 ,130 ,134
BMW	0666100	400704-00-4	129 ,130 ,134
BMW	0666110	400704-00-4	129 ,130 ,134
BMW	0666125	400704-50-4	129 ,130 ,134
BMW	0666135	400704-50-4	129 ,130 ,134
BMW	111112798322-ROT	430702-00-4	129 ,130 ,134
BMW	111112798339-BLAU	430702-00-4	129 ,130 ,134
BMW	111112798349-ROT	430702-50-4	129 ,130 ,134
BMW	111112798359-BLAU	430702-50-4	129 ,130 ,134
BMW	11210666120	400704-25-4	129 ,130 ,134
BMW	11211250147	400704-25-4	129 ,130 ,134
BMW	11211250148	400704-50-4	129 ,130 ,134
BMW	11211439945	400707-00-6	20 ,129 ,130 ,133 ,138 ,139
BMW	11211439949	400707-00-4 400707-00-6	129 ,132 ,133 ,139
BMW	11211439952	400707-00-4 400707-00-6	129 ,132 ,133 ,139



OE- Reference

OE- Manu.	Reference-No.	SM-No.	On Page
BMW	11211439952	400707-00-4 400707-00-6	129 ,132 ,133 ,139
BMW	11211439953	400707-00-4 400707-00-6	129 ,132 ,133 ,139
BMW	11211439954	400707-00-4 400707-00-6	129 ,132 ,133 ,139
BMW	11211439957	400707-00-4 400707-00-6	129 ,132 ,133 ,139
BMW	11211706829	400701-00-4 400701-00-6	19 ,129 ,130 ,131 ,604 ,766 ,1058
BMW	11211706830	400701-00-4 400701-00-6	19 ,129 ,130 ,131 ,604 ,766 ,1058
BMW	11211706831	400701-00-4 400701-00-6	19 ,129 ,130 ,131 ,604 ,766 ,1058
BMW	11211706832	400701-25-4 400701-25-6	19 ,129 ,130 ,131 ,604 ,766 ,1058
BMW	11211706833	400701-25-4 400701-25-6	19 ,129 ,130 ,131 ,604 ,766 ,1058
BMW	11211706834	400701-25-4 400701-25-6	19 ,129 ,130 ,131 ,604 ,766 ,1058
BMW	11211706847	400701-00-4 400701-00-6	19 ,129 ,130 ,131 ,604 ,766 ,1058
BMW	112117068472	400701-00-6	19 ,20 ,128 ,130 ,131 ,133 ,138 ,604 ,605 ,858 ,1057 ,1284
BMW	11211706848	400701-00-4 400701-00-6	19 ,129 ,130 ,131 ,604 ,766 ,1058
BMW	112117068489	400701-00-6	19 ,20 ,128 ,130 ,131 ,133 ,138 ,604 ,605 ,858 ,1057 ,1284
BMW	11211706849	400701-00-4 400701-00-6	19 ,129 ,130 ,131 ,604 ,766 ,1058
BMW	112117068499	400701-00-6	19 ,20 ,128 ,130 ,131 ,133 ,138 ,604 ,605 ,858 ,1057 ,1284
BMW	11211706850	400701-25-4 400701-25-6	19 ,129 ,130 ,131 ,604 ,766 ,1058
BMW	11211706851	400701-25-4 400701-25-6	19 ,129 ,130 ,131 ,604 ,766 ,1058
BMW	11211706852	400701-25-4 400701-25-6	19 ,129 ,130 ,131 ,604 ,766 ,1058
BMW	11211706853	400701-50-4 400701-50-6	19 ,129 ,130 ,131 ,604 ,766 ,1058
BMW	11211706855	400701-50-4 400701-50-6	19 ,129 ,130 ,131 ,604 ,766 ,1058
BMW	11211706856	400701-50-4 400701-50-6	19 ,129 ,130 ,131 ,604 ,766 ,1058
BMW	11211706857	400701-50-4 400701-50-6	19 ,129 ,130 ,131 ,604 ,766 ,1058
BMW	11211706864	400701-50-4 400701-50-6	19 ,129 ,130 ,131 ,604 ,766 ,1058
BMW	11211706865	400701-50-4 400701-50-6	19 ,129 ,130 ,131 ,604 ,766 ,1058
BMW	11211706866	400701-50-4 400701-50-6	19 ,129 ,130 ,131 ,604 ,766 ,1058
BMW	11211717526	400701-00-4 400701-00-6	19 ,129 ,130 ,131 ,604 ,766 ,1058
BMW	11211717527	400701-00-4 400701-00-6	19 ,129 ,130 ,131 ,604 ,766 ,1058
BMW	11211717528	400701-00-4 400701-00-6	19 ,129 ,130 ,131 ,604 ,766 ,1058
BMW	11211717779	400701-25-4 400701-25-6	19 ,129 ,130 ,131 ,604 ,766 ,1058
BMW	11211717780	400701-25-4 400701-25-6	19 ,129 ,130 ,131 ,604 ,766 ,1058
BMW	11211717781	400701-25-4 400701-25-6	19 ,129 ,130 ,131 ,604 ,766 ,1058
BMW	11211717782	400701-50-4 400701-50-6	19 ,129 ,130 ,131 ,604 ,766 ,1058
BMW	11211717783	400701-50-4 400701-50-6	19 ,129 ,130 ,131 ,604 ,766 ,1058
BMW	11211717784	400701-50-4 400701-50-6	19 ,129 ,130 ,131 ,604 ,766 ,1058
BMW	11211743457	400701-00-6	19 ,20 ,128 ,130 ,131 ,133 ,138 ,604 ,605 ,858 ,1057 ,1284

OE- Reference



OE- Manu.	Reference-No.	SM-No.	On Page
BMW	11211743457	400701-00-6	19 ,20 ,128 ,130 ,131 ,133 ,138 ,604 ,605 ,858 ,1057 ,1284
BMW	11211743458	400701-00-6	19 ,20 ,128 ,130 ,131 ,133 ,138 ,604 ,605 ,858 ,1057 ,1284
BMW	11211743459	400701-00-6	19 ,20 ,128 ,130 ,131 ,133 ,138 ,604 ,605 ,858 ,1057 ,1284
BMW	11211743460	400701-25-4 400701-25-6	19 ,129 ,130 ,131 ,604 ,766 ,1058
BMW	11211743461	400701-25-4 400701-25-6	19 ,129 ,130 ,131 ,604 ,766 ,1058
BMW	11211743462	400701-25-4 400701-25-6	19 ,129 ,130 ,131 ,604 ,766 ,1058
BMW	11211743463	400701-50-4 400701-50-6	19 ,129 ,130 ,131 ,604 ,766 ,1058
BMW	11211743464	400701-50-4 400701-50-6	19 ,129 ,130 ,131 ,604 ,766 ,1058
BMW	11211743465	400701-50-4 400701-50-6	19 ,129 ,130 ,131 ,604 ,766 ,1058
BMW	11212241934	400701-00-4 400701-00-6	19 ,129 ,130 ,131 ,604 ,766 ,1058
BMW	11212241935	400701-00-4 400701-00-6	19 ,129 ,130 ,131 ,604 ,766 ,1058
BMW	11212241936	400701-00-4 400701-00-6	19 ,129 ,130 ,131 ,604 ,766 ,1058
BMW	11212241937	400701-25-4 400701-25-6	19 ,129 ,130 ,131 ,604 ,766 ,1058
BMW	11212241938	400701-25-4 400701-25-6	19 ,129 ,130 ,131 ,604 ,766 ,1058
BMW	11212241939	400701-25-4 400701-25-6	19 ,129 ,130 ,131 ,604 ,766 ,1058
BMW	11212241940	400701-50-4 400701-50-6	19 ,129 ,130 ,131 ,604 ,766 ,1058
BMW	11212241941	400701-50-4 400701-50-6	19 ,129 ,130 ,131 ,604 ,766 ,1058
BMW	11212241942	400701-50-4 400701-50-6	19 ,129 ,130 ,131 ,604 ,766 ,1058
BMW	11217512498	400707-25-4 400707-25-6	129 ,132 ,133 ,139
BMW	11217512499	400707-25-4 400707-25-6	129 ,132 ,133 ,139
BMW	11217512501	400707-25-4 400707-25-6	129 ,132 ,133 ,139
BMW	11217512502	400707-25-4 400707-25-6	129 ,132 ,133 ,139
BMW	11217512503	400707-25-4 400707-25-6	129 ,132 ,133 ,139
BMW	11217512507	400707-50-4	129 ,132 ,133 ,139
BMW	11217512508	400707-50-4	129 ,132 ,133 ,139
BMW	11217512509	400707-50-4	129 ,132 ,133 ,139
BMW	11217512510	400707-50-4	129 ,132 ,133 ,139
BMW	11217512511	400707-50-4	129 ,132 ,133 ,139
BMW	11217512512	400707-50-4	129 ,132 ,133 ,139
BMW	11217512513	400707-50-4	129 ,132 ,133 ,139
BMW	11217512514	400707-50-4	129 ,132 ,133 ,139
BMW	11217512515	400707-50-4	129 ,132 ,133 ,139
BMW	11217515368	400707-00-4 400707-00-6	129 ,132 ,133 ,139
BMW	11217515370	400707-25-4 400707-25-6	129 ,132 ,133 ,139
BMW	11217515371	400707-25-4 400707-25-6	129 ,132 ,133 ,139
BMW	11217515372	400707-25-4 400707-25-6	129 ,132 ,133 ,139
BMW	11217515373	400707-50-4	129 ,132 ,133 ,139
BMW	11217515374	400707-50-4	129 ,132 ,133 ,139
BMW	11217515375	400707-50-4	129 ,132 ,133 ,139
BMW	11217515377	400707-00-4 400707-00-6	129 ,132 ,133 ,139



OE- Reference

OE- Manu.	Reference-No.	SM-No.	On Page
BMW	11217515377	400707-00-4 400707-00-6	129 ,132 ,133 ,139
BMW	11217515378	400707-00-4 400707-00-6	129 ,132 ,133 ,139
BMW	11217515379	400707-00-4 400707-00-6	129 ,132 ,133 ,139
BMW	11217515381	400707-25-4 400707-25-6	129 ,132 ,133 ,139
BMW	11217515383	400707-50-4	129 ,132 ,133 ,139
BMW	11217515384	400707-50-4	129 ,132 ,133 ,139
BMW	11217515385	400707-50-4	129 ,132 ,133 ,139
BMW	11217580991	400707-00-4 400707-00-6	129 ,132 ,133 ,139
BMW	11217580992	400707-00-4 400707-00-6	129 ,132 ,133 ,139
BMW	11217580995	400707-00-4 400707-00-6	129 ,132 ,133 ,139
BMW	11217580997	400707-00-4 400707-00-6	129 ,132 ,133 ,139
BMW	11217580999	400707-00-4 400707-00-6	129 ,132 ,133 ,139
BMW	11217581000	400707-00-4 400707-00-6	129 ,132 ,133 ,139
BMW	11217581001	400707-00-4 400707-00-6	129 ,132 ,133 ,139
BMW	11217581003	400707-00-4 400707-00-6	129 ,132 ,133 ,139
BMW	11217581004	400707-00-4 400707-00-6	129 ,132 ,133 ,139
BMW	11217581005	400707-00-4 400707-00-6	129 ,132 ,133 ,139
BMW	11217581007	400707-00-4 400707-00-6	129 ,132 ,133 ,139
BMW	11217581008	400707-00-4 400707-00-6	129 ,132 ,133 ,139
BMW	11217581009	400707-00-4 400707-00-6	129 ,132 ,133 ,139
BMW	11217585452	401111-00-4	128 ,213 ,214 ,292 ,771 ,914
BMW	11217585454	401111-00-4	128 ,213 ,214 ,292 ,771 ,914
BMW	11217585460	401111-00-4	128 ,213 ,214 ,292 ,771 ,914
BMW	11217591140	400707-25-4 400707-25-6	129 ,132 ,133 ,139
BMW	11217591142	400707-25-4 400707-25-6	129 ,132 ,133 ,139
BMW	11217591152	400707-25-4 400707-25-6	129 ,132 ,133 ,139
BMW	11217591156	400707-25-4 400707-25-6	129 ,132 ,133 ,139
BMW	11217591158	400707-25-4 400707-25-6	129 ,132 ,133 ,139
BMW	11217591160	400707-25-4 400707-25-6	129 ,132 ,133 ,139
BMW	11217594889	411113-00-1	128 ,138 ,213 ,214 ,292 ,771 ,772 ,913 ,914
BMW	11217598959	400706-00-4	132 ,138
BMW	11217598960	400706-00-4	132 ,138
BMW	11217598961	400706-00-4	132 ,138
BMW	11217598963	400706-00-4	132 ,138
BMW	11217598964	400706-00-4	132 ,138
BMW	11217598965	400706-00-4	132 ,138
BMW	11217598967	400706-00-4	132 ,138
BMW	11217598968	400706-00-4	132 ,138
BMW	11217598969	400706-00-4	132 ,138
BMW	11217627025	400707-00-4 400707-00-6	129 ,132 ,133 ,139
BMW	11217627026	400707-00-4 400707-00-6	129 ,132 ,133 ,139

OE- Reference



OE- Manu.	Reference-No.	SM-No.	On Page
BMW	11217627026	400707-00-4 400707-00-6	129 ,132 ,133 ,139
BMW	11217627027	400707-00-4 400707-00-6	129 ,132 ,133 ,139
BMW	11217627029	400707-00-4 400707-00-6	129 ,132 ,133 ,139
BMW	11217627030	400707-00-4 400707-00-6	129 ,132 ,133 ,139
BMW	11217627031	400707-00-4 400707-00-6	129 ,132 ,133 ,139
BMW	11217627033	400707-00-4 400707-00-6	129 ,132 ,133 ,139
BMW	11217627034	400707-00-4 400707-00-6	129 ,132 ,133 ,139
BMW	11217627035	400707-00-4 400707-00-6	129 ,132 ,133 ,139
BMW	11217627037	400707-00-4 400707-00-6	129 ,132 ,133 ,139
BMW	11217627038	400707-00-4 400707-00-6	129 ,132 ,133 ,139
BMW	11217627039	400707-00-4 400707-00-6	129 ,132 ,133 ,139
BMW	11217637062	400707-25-4 400707-25-6	129 ,132 ,133 ,139
BMW	11217637063	400707-25-4 400707-25-6	129 ,132 ,133 ,139
BMW	11217637064	400707-25-4 400707-25-6	129 ,132 ,133 ,139
BMW	11217637065	400707-25-4 400707-25-6	129 ,132 ,133 ,139
BMW	11217637066	400707-25-4 400707-25-6	129 ,132 ,133 ,139
BMW	11217637067	400707-25-4 400707-25-6	129 ,132 ,133 ,139
BMW	11217637069	400707-25-4 400707-25-6	129 ,132 ,133 ,139
BMW	11217637071	400707-25-4 400707-25-6	129 ,132 ,133 ,139
BMW	11217637072	400707-25-4 400707-25-6	129 ,132 ,133 ,139
BMW	11217637073	400707-25-4 400707-25-6	129 ,132 ,133 ,139
BMW	11217802643	400705-00-4 400705-00-6	19 ,128 ,132 ,772 ,853 ,1280
BMW	11217802644	400705-00-4 400705-00-6	19 ,128 ,132 ,772 ,853 ,1280
BMW	11217802645	400705-00-4 400705-00-6	19 ,128 ,132 ,772 ,853 ,1280
BMW	11217802647	400705-00-4 400705-00-6	19 ,128 ,132 ,772 ,853 ,1280
BMW	11217802648	400705-00-4 400705-00-6	19 ,128 ,132 ,772 ,853 ,1280
BMW	11217802649	400705-00-4 400705-00-6	19 ,128 ,132 ,772 ,853 ,1280
BMW	11217802651	400705-00-4 400705-00-6	19 ,128 ,132 ,772 ,853 ,1280
BMW	11217802652	400705-00-4 400705-00-6	19 ,128 ,132 ,772 ,853 ,1280
BMW	11217802653	400705-00-4 400705-00-6	19 ,128 ,132 ,772 ,853 ,1280
BMW	11217802655	400705-00-4 400705-00-6	19 ,128 ,132 ,772 ,853 ,1280
BMW	11217802656	400705-00-4 400705-00-6	19 ,128 ,132 ,772 ,853 ,1280
BMW	11217802657	400705-00-4 400705-00-6	19 ,128 ,132 ,772 ,853 ,1280
BMW	11217810417	400701-00-6	19 ,20 ,128 ,130 ,131 ,133 ,138 ,604 ,605 ,858 ,1057 ,1284
BMW	11218517935	400705-00-4 400705-00-6	19 ,128 ,132 ,772 ,853 ,1280



OE- Reference

OE- Manu.	Reference-No.	SM-No.	On Page
BMW	11218517935	400705-00-4 400705-00-6	19 ,128 ,132 ,772 ,853 ,1280
BMW	11218517936	400705-00-4 400705-00-6	19 ,128 ,132 ,772 ,853 ,1280
BMW	11218517937	400705-00-4 400705-00-6	19 ,128 ,132 ,772 ,853 ,1280
BMW	11218517939	400705-00-4 400705-00-6	19 ,128 ,132 ,772 ,853 ,1280
BMW	11218517940	400705-00-4 400705-00-6	19 ,128 ,132 ,772 ,853 ,1280
BMW	11218517941	400705-00-4 400705-00-6	19 ,128 ,132 ,772 ,853 ,1280
BMW	11218605856	400707-00-4 400707-00-6	129 ,132 ,133 ,139
BMW	11218605857	400707-00-4 400707-00-6	129 ,132 ,133 ,139
BMW	11218605858	400707-00-4 400707-00-6	129 ,132 ,133 ,139
BMW	11218605859	400707-25-4 400707-25-6	129 ,132 ,133 ,139
BMW	11218605860	400707-25-4 400707-25-6	129 ,132 ,133 ,139
BMW	11218605861	400707-25-4 400707-25-6	129 ,132 ,133 ,139
BMW	11218642944	400706-00-4	132 ,138
BMW	11218642945	400706-00-4	132 ,138
BMW	11218642946	400706-00-4	132 ,138
BMW	11240618150	430702-00-4	129 ,130 ,134
BMW	11240618170	430702-25-4	129 ,130 ,134
BMW	11240618175	430702-50-4	129 ,130 ,134
BMW	11241255202	430702-75-4	129 ,130 ,134
BMW	11241258428	430702-00-4	129 ,130 ,134
BMW	11241258430	430702-25-4	129 ,130 ,134
BMW	11241258431	430702-50-4	129 ,130 ,134
BMW	11241266244	430701-00-4 430701-00-6	131 ,133
BMW	11241268004	430701-25-6	19 ,128 ,131 ,138 ,605
BMW	11241280582	430701-00-4 430701-00-6	131 ,133
BMW	11241280583	430701-25-6	19 ,128 ,131 ,138 ,605
BMW	11241284550	430702-00-4	129 ,130 ,134
BMW	11241284551	430702-00-4 430706-00-4	129 ,130 ,134
BMW	11241284552	430702-25-4	129 ,130 ,134
BMW	11241284553	430702-25-4	129 ,130 ,134
BMW	11241284554	430702-50-4	129 ,130 ,134
BMW	11241284555	430702-50-4	129 ,130 ,134
BMW	11241284843	430701-00-4 430701-00-6	131 ,133
BMW	11241284844	430701-00-4 430701-00-6	131 ,133
BMW	11241284845	430701-25-6	19 ,128 ,131 ,138 ,605
BMW	11241284846	430701-25-6	19 ,128 ,131 ,138 ,605
BMW	11241284849	430701-00-4 430701-00-6	131 ,133
BMW	11241284850	430701-00-4 430701-00-6	131 ,133
BMW	112412848509	430701-00-6	19 ,128 ,131 ,138 ,605
BMW	11241284852	430701-25-6	19 ,128 ,131 ,138 ,605
BMW	11241285593	430703-00-4 430703-00-6	19 ,129 ,130 ,131 ,604 ,766 ,1058
BMW	11241285594	430703-00-4 430703-00-6	19 ,129 ,130 ,131 ,604 ,766 ,1058
BMW	11241285595	430703-25-4 430703-25-6	19 ,129 ,130 ,131 ,604 ,766 ,1058

OE- Reference



OE- Manu.	Reference-No.	SM-No.	On Page
BMW	11241285595	430703-25-4 430703-25-6	19 ,129 ,130 ,131 ,604 ,766 ,1058
BMW	11241285630	430703-25-4 430703-25-6	19 ,129 ,130 ,131 ,604 ,766 ,1058
BMW	11241285631	430703-50-4 430703-50-6	19 ,129 ,130 ,131 ,604 ,766 ,1058
BMW	11241285632	430703-50-4 430703-50-6	19 ,129 ,130 ,131 ,604 ,766 ,1058
BMW	11242243158	430703-00-4 430703-00-6	19 ,129 ,130 ,131 ,604 ,766 ,1058
BMW	11242243159	430703-00-4 430703-00-6	19 ,129 ,130 ,131 ,604 ,766 ,1058
BMW	11242244331	430703-25-4 430703-25-6	19 ,129 ,130 ,131 ,604 ,766 ,1058
BMW	11242244409	430703-25-4 430703-25-6	19 ,129 ,130 ,131 ,604 ,766 ,1058
BMW	11242244410	430703-50-4 430703-50-6	19 ,129 ,130 ,131 ,604 ,766 ,1058
BMW	11242244411	430703-50-4 430703-50-6	19 ,129 ,130 ,131 ,604 ,766 ,1058
BMW	11247536774	430709-00-4 430709-00-6	129 ,132 ,133 ,138 ,139
BMW	11247536777	430709-00-4 430709-00-6	129 ,132 ,133 ,138 ,139
BMW	11247552063	430709-00-4 430709-00-6	129 ,132 ,133 ,138 ,139
BMW	11247552064	430709-00-4 430709-00-6	129 ,132 ,133 ,138 ,139
BMW	11247576714	430708-00-4	20 ,130 ,132 ,138 ,139
BMW	11247576715	430708-00-4	20 ,130 ,132 ,138 ,139
BMW	11247576717	430709-00-4 430709-00-6	129 ,132 ,133 ,138 ,139
BMW	11247576718	430709-00-4 430709-00-6	129 ,132 ,133 ,138 ,139
BMW	11247586035	431114-00-4	128 ,213 ,214 ,292 ,771 ,914
BMW	11247628034	430708-00-4	20 ,130 ,132 ,138 ,139
BMW	11247628035	430708-00-4	20 ,130 ,132 ,138 ,139
BMW	11247790782	430703-00-4 430703-00-6	19 ,129 ,130 ,131 ,604 ,766 ,1058
BMW	11247790783	430703-00-4 430703-00-6	19 ,129 ,130 ,131 ,604 ,766 ,1058
BMW	11247790789	430703-00-4 430703-00-6	19 ,129 ,130 ,131 ,604 ,766 ,1058
BMW	11247790790	430703-00-4 430703-00-6	19 ,129 ,130 ,131 ,604 ,766 ,1058
BMW	11503301022	400704-00-4	129 ,130 ,134
BMW	11503301039	400704-25-4	129 ,130 ,134
BMW	11503301053	400704-50-4	129 ,130 ,134
BMW	11503301059	400704-50-4	129 ,130 ,134
BMW	11503301129	400704-00-4	129 ,130 ,134
BMW	11503302022	400704-00-4	129 ,130 ,134
BMW	11503302039	400704-25-4	129 ,130 ,134
BMW	11503302059	400704-50-4	129 ,130 ,134
BMW	11503302129	400704-00-4	129 ,130 ,134
BMW	11503302439	400704-25-4	129 ,130 ,134
BMW	11503520013	430702-00-4 430706-00-4	129 ,130 ,134
BMW	11503520029	430702-25-4	129 ,130 ,134
BMW	11503520059	430702-50-4	129 ,130 ,134
BMW	12501479	400704-25-4	129 ,130 ,134
BMW	12501489	400704-50-4	129 ,130 ,134
BMW	12501499	400704-25-4	129 ,130 ,134
BMW	12503009	400704-50-4	129 ,130 ,134
BMW	12552029	430702-75-4	129 ,130 ,134
BMW	1258428	430702-00-4	129 ,130 ,134



OE- Reference

OE- Manu.	Reference-No.	SM-No.	On Page
BMW	1258428	430702-00-4	129 ,130 ,134
BMW	12584289	430702-00-4	129 ,130 ,134
BMW	1258430	430702-25-4	129 ,130 ,134
BMW	12584309	430702-25-4	129 ,130 ,134
BMW	1258431	430702-50-4	129 ,130 ,134
BMW	12584319	430702-50-4	129 ,130 ,134
BMW	1266244	430701-00-4 430701-00-6	131 ,133
BMW	12680039	430701-50-4 430701-50-6	131 ,133
BMW	1276715	430702-00-4	129 ,130 ,134
BMW	1276716	430702-25-4	129 ,130 ,134
BMW	1276717	430702-50-4	129 ,130 ,134
BMW	12797702	400704-00-4	129 ,130 ,134
BMW	12797719	400704-00-4	129 ,130 ,134
BMW	12797729	400704-00-4	129 ,130 ,134
BMW	12797739	400704-25-4	129 ,130 ,134
BMW	12797749	400704-25-4	129 ,130 ,134
BMW	12797759	400704-25-4	129 ,130 ,134
BMW	12797769	400704-50-4	129 ,130 ,134
BMW	12797779	400704-50-4	129 ,130 ,134
BMW	12797789	400704-50-4	129 ,130 ,134
BMW	12797962	400704-00-4	129 ,130 ,134
BMW	12797979	400704-00-4	129 ,130 ,134
BMW	12797989	400704-00-4	129 ,130 ,134
BMW	12797999	400704-25-4	129 ,130 ,134
BMW	12798009	400704-25-4	129 ,130 ,134
BMW	12798019	400704-25-4	129 ,130 ,134
BMW	12798029	400704-50-4	129 ,130 ,134
BMW	12798039	400704-50-4	129 ,130 ,134
BMW	12798049	400704-50-4	129 ,130 ,134
BMW	12798322	430702-00-4 430706-00-4	129 ,130 ,134
BMW	12798339	430702-00-4 430706-00-4	129 ,130 ,134
BMW	12798349	430702-25-4	129 ,130 ,134
BMW	12798359	430702-25-4	129 ,130 ,134
BMW	12798369	430702-50-4	129 ,130 ,134
BMW	12798379	430702-50-4	129 ,130 ,134
BMW	12798389	430702-75-4	129 ,130 ,134
BMW	12798399	430702-75-4	129 ,130 ,134
BMW	1280582	430701-00-4 430701-00-6	131 ,133
BMW	12805823	430701-00-4 430701-00-6	131 ,133
BMW	12805839	430701-25-4 430701-25-6	131 ,133
BMW	1284550	430702-00-4	129 ,130 ,134
BMW	12845502	430702-00-4 430706-00-4	129 ,130 ,134
BMW	1284551	430702-00-4 430702-25-4	129 ,130 ,134
BMW	12845519	430702-00-4 430706-00-4	129 ,130 ,134
BMW	1284552	430702-25-4	129 ,130 ,134
BMW	12845529	430702-25-4	129 ,130 ,134
BMW	1284553	430702-25-4	129 ,130 ,134
BMW	12845539	430702-25-4	129 ,130 ,134
BMW	1284554	430702-50-4	129 ,130 ,134
BMW	12845549	430702-50-4	129 ,130 ,134
BMW	1284555	430702-50-4	129 ,130 ,134

OE- Reference



OE- Manu.	Reference-No.	SM-No.	On Page
BMW	1284555	430702-50-4	129 ,130 ,134
BMW	12845559	430702-50-4	129 ,130 ,134
BMW	12845569	430702-75-4	129 ,130 ,134
BMW	12845579	430702-75-4	129 ,130 ,134
BMW	1284843	430701-00-4	131 ,133
BMW	12848432	430701-00-4 430701-00-6	131 ,133
BMW	12848433	430701-00-6	19 ,128 ,131 ,138 ,605
BMW	1284844	430701-00-4	131 ,133
BMW	12848449	430701-00-4 430701-00-6	131 ,133
BMW	12848459	430701-25-4 430701-25-6	131 ,133
BMW	12848469	430701-25-4 430701-25-6	131 ,133
BMW	12848479	430701-50-4 430701-50-6	131 ,133
BMW	12848489	430701-50-4 430701-50-6	131 ,133
BMW	1284849	430701-00-4 430701-00-6	131 ,133
BMW	1284850	430701-00-4 430701-00-6	131 ,133
BMW	1284851	430701-25-4 430701-25-6	131 ,133
BMW	1284852	430701-25-4 430701-25-6	131 ,133
BMW	1284853	430701-50-4 430701-50-6	131 ,133
BMW	1284854	430701-50-4 430701-50-6	131 ,133
BMW	12855933	430703-00-4 430703-00-6	19 ,129 ,130 ,131 ,604 ,766 ,1058
BMW	12855949	430703-00-4 430703-00-6	19 ,129 ,130 ,131 ,604 ,766 ,1058
BMW	12855959	430703-00-4 430703-25-4 430703-25-6	19 ,129 ,130 ,131 ,604 ,766 ,1058
BMW	12856309	430703-00-4 430703-25-4 430703-25-6	19 ,129 ,130 ,131 ,604 ,766 ,1058
BMW	17052752	400701-00-4 400701-00-6	19 ,129 ,130 ,131 ,604 ,766 ,1058
BMW	17052769	400701-00-4 400701-00-6	19 ,129 ,130 ,131 ,604 ,766 ,1058
BMW	17052779	400701-00-4 400701-00-6	19 ,129 ,130 ,131 ,604 ,766 ,1058
BMW	17052789	400701-25-4 400701-25-6	19 ,129 ,130 ,131 ,604 ,766 ,1058
BMW	17052799	400701-25-4 400701-25-6	19 ,129 ,130 ,131 ,604 ,766 ,1058
BMW	17052809	400701-25-4 400701-25-6	19 ,129 ,130 ,131 ,604 ,766 ,1058
BMW	17052819	400701-50-6	19 ,20 ,128 ,130 ,131 ,133 ,138 ,604 ,605 ,858 ,1057 ,1284
BMW	17052829	400701-50-6	19 ,20 ,128 ,130 ,131 ,133 ,138 ,604 ,605 ,858 ,1057 ,1284
BMW	17052839	400701-50-6	19 ,20 ,128 ,130 ,131 ,133 ,138 ,604 ,605 ,858 ,1057 ,1284
BMW	17052859	400701-00-4 400701-00-6	19 ,129 ,130 ,131 ,604 ,766 ,1058
BMW	17052869	400701-00-4 400701-00-6	19 ,129 ,130 ,131 ,604 ,766 ,1058
BMW	17052879	400701-00-4 400701-00-6	19 ,129 ,130 ,131 ,604 ,766 ,1058
BMW	17052889	400701-25-4 400701-25-6	19 ,129 ,130 ,131 ,604 ,766 ,1058
BMW	17052899	400701-25-4 400701-25-6	19 ,129 ,130 ,131 ,604 ,766 ,1058



OE- Reference

OE- Manu.	Reference-No.	SM-No.	On Page
BMW	17052899	400701-25-4 400701-25-6	19 ,129 ,130 ,131 ,604 ,766 ,1058
BMW	17052909	400701-25-4 400701-25-6	19 ,129 ,130 ,131 ,604 ,766 ,1058
BMW	17052919	400701-50-6	19 ,20 ,128 ,130 ,131 ,133 ,138 ,604 ,605 ,858 ,1057 ,1284
BMW	17052929	400701-50-6	19 ,20 ,128 ,130 ,131 ,133 ,138 ,604 ,605 ,858 ,1057 ,1284
BMW	17052939	400701-50-6	19 ,20 ,128 ,130 ,131 ,133 ,138 ,604 ,605 ,858 ,1057 ,1284
BMW	1706829	400701-00-4 400701-00-6	19 ,129 ,130 ,131 ,604 ,766 ,1058
BMW	1706830	400701-00-4 400701-00-6	19 ,129 ,130 ,131 ,604 ,766 ,1058
BMW	1706831	400701-00-4 400701-00-6	19 ,129 ,130 ,131 ,604 ,766 ,1058
BMW	1706832	400701-25-4	19 ,129 ,130 ,131 ,604 ,766 ,1058
BMW	1706833	400701-25-4	19 ,129 ,130 ,131 ,604 ,766 ,1058
BMW	1706834	400701-25-4	19 ,129 ,130 ,131 ,604 ,766 ,1058
BMW	1706847	400701-00-4 400701-00-6	19 ,129 ,130 ,131 ,604 ,766 ,1058
BMW	1706848	400701-00-4 400701-00-6	19 ,129 ,130 ,131 ,604 ,766 ,1058
BMW	1706849	400701-00-4 400701-00-6	19 ,129 ,130 ,131 ,604 ,766 ,1058
BMW	1706850	400701-25-4	19 ,129 ,130 ,131 ,604 ,766 ,1058
BMW	1706851	400701-25-4	19 ,129 ,130 ,131 ,604 ,766 ,1058
BMW	1706852	400701-25-4	19 ,129 ,130 ,131 ,604 ,766 ,1058
BMW	17175232	400701-00-4 400701-00-6	19 ,129 ,130 ,131 ,604 ,766 ,1058
BMW	17175249	400701-00-4 400701-00-6	19 ,129 ,130 ,131 ,604 ,766 ,1058
BMW	17175259	400701-00-4 400701-00-6	19 ,129 ,130 ,131 ,604 ,766 ,1058
BMW	1717526	400701-00-4 400701-00-6	19 ,129 ,130 ,131 ,604 ,766 ,1058
BMW	1717527	400701-00-4 400701-00-6	19 ,129 ,130 ,131 ,604 ,766 ,1058
BMW	1717528	400701-00-4 400701-00-6	19 ,129 ,130 ,131 ,604 ,766 ,1058
BMW	1717779	400701-25-4	19 ,129 ,130 ,131 ,604 ,766 ,1058
BMW	1717780	400701-25-4	19 ,129 ,130 ,131 ,604 ,766 ,1058
BMW	1717781	400701-25-4	19 ,129 ,130 ,131 ,604 ,766 ,1058
BMW	17177859	400701-25-4 400701-25-6	19 ,129 ,130 ,131 ,604 ,766 ,1058
BMW	17177869	400701-25-4 400701-25-6	19 ,129 ,130 ,131 ,604 ,766 ,1058
BMW	17177879	400701-25-4 400701-25-6	19 ,129 ,130 ,131 ,604 ,766 ,1058
BMW	17177889	400701-50-6	19 ,20 ,128 ,130 ,131 ,133 ,138 ,604 ,605 ,858 ,1057 ,1284
BMW	17177899	400701-50-6	19 ,20 ,128 ,130 ,131 ,133 ,138 ,604 ,605 ,858 ,1057 ,1284
BMW	17177909	400701-50-6	19 ,20 ,128 ,130 ,131 ,133 ,138 ,604 ,605 ,858 ,1057 ,1284
BMW	2241934	400701-00-4 400701-00-6	19 ,129 ,130 ,131 ,604 ,766 ,1058
BMW	2241935	400701-00-4 400701-00-6	19 ,129 ,130 ,131 ,604 ,766 ,1058
BMW	2241936	400701-00-4 400701-00-6	19 ,129 ,130 ,131 ,604 ,766 ,1058
BMW	2241937	400701-25-4	19 ,129 ,130 ,131 ,604 ,766 ,1058
BMW	2241938	400701-25-4	19 ,129 ,130 ,131 ,604 ,766 ,1058
BMW	2241939	400701-25-4	19 ,129 ,130 ,131 ,604 ,766 ,1058
BMW	22419432	400701-00-4 400701-00-6	19 ,129 ,130 ,131 ,604 ,766 ,1058
BMW	22419449	400701-00-4 400701-00-6	19 ,129 ,130 ,131 ,604 ,766 ,1058
BMW	22419459	400701-00-4 400701-00-6	19 ,129 ,130 ,131 ,604 ,766 ,1058
BMW	22419469	400701-25-4 400701-25-6	19 ,129 ,130 ,131 ,604 ,766 ,1058

OE- Reference



OE- Manu.	Reference-No.	SM-No.	On Page
BMW	22419469	400701-25-4 400701-25-6	19 ,129 ,130 ,131 ,604 ,766 ,1058
BMW	22419479	400701-25-4 400701-25-6	19 ,129 ,130 ,131 ,604 ,766 ,1058
BMW	22419489	400701-25-4 400701-25-6	19 ,129 ,130 ,131 ,604 ,766 ,1058
BMW	22419499	400701-50-6	19 ,20 ,128 ,130 ,131 ,133 ,138 ,604 ,605 ,858 ,1057 ,1284
BMW	22419509	400701-50-6	19 ,20 ,128 ,130 ,131 ,133 ,138 ,604 ,605 ,858 ,1057 ,1284
BMW	22419519	400701-50-6	19 ,20 ,128 ,130 ,131 ,133 ,138 ,604 ,605 ,858 ,1057 ,1284
BMW	22431582	430703-00-4 430703-00-6	19 ,129 ,130 ,131 ,604 ,766 ,1058
BMW	22431599	430703-00-4 430703-00-6	19 ,129 ,130 ,131 ,604 ,766 ,1058
BMW	22443319	430703-00-4 430703-25-4 430703-25-6	19 ,129 ,130 ,131 ,604 ,766 ,1058
BMW	22444099	430703-00-4 430703-25-4 430703-25-6	19 ,129 ,130 ,131 ,604 ,766 ,1058
BMW	666120	400704-25-4	129 ,130 ,134
BMW	666130	400704-25-4	129 ,130 ,134
BMW	7536769	430709-00-4	129 ,132 ,133 ,138 ,139
BMW	7536774	430709-00-4 430709-00-6	129 ,132 ,133 ,138 ,139
BMW	7536777	430709-00-6	129 ,133 ,138 ,139
BMW	7552062	430709-00-4 430709-00-6	129 ,132 ,133 ,138 ,139
BMW	7552063	430709-00-4 430709-00-6	129 ,132 ,133 ,138 ,139
BMW	7552064	430709-00-6	129 ,133 ,138 ,139
BMW	7558879	430709-00-4	129 ,132 ,133 ,138 ,139
BMW	7580992	400707-00-4 400707-00-6	129 ,132 ,133 ,139
BMW	7581009	400707-00-4 400707-00-6	129 ,132 ,133 ,139
BMW	7627025	400707-00-4 400707-00-6	129 ,132 ,133 ,139
BMW	7627026	400707-00-4 400707-00-6	129 ,132 ,133 ,139
BMW	7627027	400707-00-4 400707-00-6	129 ,132 ,133 ,139
BMW	7627029	400707-00-4 400707-00-6	129 ,132 ,133 ,139
BMW	7627030	400707-00-4 400707-00-6	129 ,132 ,133 ,139
BMW	7627033	400707-00-4 400707-00-6	129 ,132 ,133 ,139
BMW	7627034	400707-00-4 400707-00-6	129 ,132 ,133 ,139
BMW	7627035	400707-00-4 400707-00-6	129 ,132 ,133 ,139
BMW	7627037	400707-00-4 400707-00-6	129 ,132 ,133 ,139
BMW	7627038	400707-00-4 400707-00-6	129 ,132 ,133 ,139
BMW	7627039	400707-00-4 400707-00-6	129 ,132 ,133 ,139
BMW	78026422	400705-00-6	20 ,130
BMW	7802643	400705-00-4 400705-00-6	19 ,128 ,132 ,772 ,853 ,1280
BMW	78026439	400705-00-6	20 ,130
BMW	7802644	400705-00-4 400705-00-6	19 ,128 ,132 ,772 ,853 ,1280
BMW	78026449	400705-00-6	20 ,130
BMW	7802645	400705-00-4 400705-00-6	19 ,128 ,132 ,772 ,853 ,1280
BMW	78026459	400705-00-6	20 ,130



OE- Reference

OE- Manu.	Reference-No.	SM-No.	On Page
BMW	78026459	400705-00-6	20 ,130
BMW	78026462	400705-00-6	20 ,130
BMW	7802647	400705-00-4 400705-00-6	19 ,128 ,132 ,772 ,853 ,1280
BMW	78026479	400705-00-6	20 ,130
BMW	7802648	400705-00-4 400705-00-6	19 ,128 ,132 ,772 ,853 ,1280
BMW	78026489	400705-00-6	20 ,130
BMW	7802649	400705-00-4 400705-00-6	19 ,128 ,132 ,772 ,853 ,1280
BMW	78026499	400705-00-6	20 ,130
BMW	78026501	400705-00-6	20 ,130
BMW	7802651	400705-00-4 400705-00-6	19 ,128 ,132 ,772 ,853 ,1280
BMW	78026519	400705-00-6	20 ,130
BMW	7802652	400705-00-4 400705-00-6	19 ,128 ,132 ,772 ,853 ,1280
BMW	78026529	400705-00-6	20 ,130
BMW	7802653	400705-00-4 400705-00-6	19 ,128 ,132 ,772 ,853 ,1280
BMW	78026539	400705-00-6	20 ,130
BMW	78026541	400705-00-6	20 ,130
BMW	7802655	400705-00-4 400705-00-6	19 ,128 ,132 ,772 ,853 ,1280
BMW	78026559	400705-00-6	20 ,130
BMW	7802656	400705-00-4 400705-00-6	19 ,128 ,132 ,772 ,853 ,1280
BMW	78026569	400705-00-6	20 ,130
BMW	7802657	400705-00-4 400705-00-6	19 ,128 ,132 ,772 ,853 ,1280
BMW	78026579	400705-00-6	20 ,130
BMW	8517935	400705-00-4 400705-00-6	19 ,128 ,132 ,772 ,853 ,1280
BMW	8517936	400705-00-4 400705-00-6	19 ,128 ,132 ,772 ,853 ,1280
BMW	8517937	400705-00-4 400705-00-6	19 ,128 ,132 ,772 ,853 ,1280
BMW	8517939	400705-00-4 400705-00-6	19 ,128 ,132 ,772 ,853 ,1280
BMW	8517940	400705-00-4 400705-00-6	19 ,128 ,132 ,772 ,853 ,1280
BMW	8517941	400705-00-4 400705-00-6	19 ,128 ,132 ,772 ,853 ,1280
BMW	8605856	400707-00-4 400707-00-6	129 ,132 ,133 ,139
BMW	8605857	400707-00-4 400707-00-6	129 ,132 ,133 ,139
BMW	8605858	400707-00-4 400707-00-6	129 ,132 ,133 ,139

CATERPILLAR	2257781	433605-00-4	7 ,174 ,639 ,869 ,870 ,871 ,1408 ,1409 ,1525
CATERPILLAR	329090	413621-00-2	7 ,174 ,443 ,639 ,868 ,869 ,870 ,871 ,872 ,1048 ,1408 ,1525
CATERPILLAR	329091	413621-00-2	7 ,174 ,443 ,639 ,868 ,869 ,870 ,871 ,872 ,1048 ,1408 ,1525
CATERPILLAR	3532205	433605-00-4	7 ,174 ,639 ,869 ,870 ,871 ,1408 ,1409 ,1525
CATERPILLAR	3532206	433605-25-4	7 ,174 ,639 ,869 ,870 ,871 ,1408 ,1409 ,1525
CATERPILLAR	3532207	433605-50-4	7 ,174 ,639 ,869 ,870 ,871 ,1408 ,1409 ,1525
CATERPILLAR	4P9944	433605-00-4	7 ,174 ,639 ,869 ,870 ,871 ,1408 ,1409 ,1525
CATERPILLAR	5185891	413621-00-2	7 ,174 ,443 ,639 ,868 ,869 ,870 ,871 ,872 ,1048 ,1408 ,1525

CHEVROLET	SAIL 1.2	401406-00-4	
-----------	----------	-------------	--

CHRYSLER	68229163AA	401114-00-6	178 ,556 ,598
CHRYSLER	68229166AA	401114-00-6	178 ,556 ,598

OE- Reference



OE- Manu.	Reference-No.	SM-No.	On Page
CITROEN	011317	401104-00-4	219 ,222 ,349 ,353 ,919 ,920 ,924 ,1215
CITROEN	011318	401104-00-4	219 ,222 ,349 ,353 ,919 ,920 ,924 ,1215
CITROEN	0113AH	401111-00-4	128 ,213 ,214 ,292 ,771 ,914
CITROEN	0113AP	401111-00-4	128 ,213 ,214 ,292 ,771 ,914
CITROEN	0113T2	401103-00-4	207 ,208 ,209 ,210 ,291 ,343 ,411 ,412 ,420 ,430 ,654 ,771 ,780 ,854 ,909 ,910 ,1205 ,1206 ,1281 ,1403 ,1404
CITROEN	0113T3	401103-00-4	207 ,208 ,209 ,210 ,291 ,343 ,411 ,412 ,420 ,430 ,654 ,771 ,780 ,854 ,909 ,910 ,1205 ,1206 ,1281 ,1403 ,1404
CITROEN	0113T4	401103-00-4	207 ,208 ,209 ,210 ,291 ,343 ,411 ,412 ,420 ,430 ,654 ,771 ,780 ,854 ,909 ,910 ,1205 ,1206 ,1281 ,1403 ,1404
CITROEN	0113T5	401103-00-4	207 ,208 ,209 ,210 ,291 ,343 ,411 ,412 ,420 ,430 ,654 ,771 ,780 ,854 ,909 ,910 ,1205 ,1206 ,1281 ,1403 ,1404
CITROEN	0118.96	411110-10-1	205 ,206 ,207 ,208 ,210 ,211 ,212 ,213 ,214 ,215 ,228 ,229 ,343 ,633 ,906 ,907 ,908 ,910 ,911 ,912 ,913 ,914 ,916 ,929 ,998 ,1057 ,1212 ,1213 ,1214 ,1540
CITROEN	0118F3	411102-00-1	207 ,208 ,209 ,210 ,291 ,343 ,411 ,412 ,420 ,430 ,654 ,771 ,780 ,854 ,909 ,910 ,1205 ,1206 ,1281 ,1404
CITROEN	0118G3	411102-00-1	207 ,208 ,209 ,210 ,291 ,343 ,411 ,412 ,420 ,430 ,654 ,771 ,780 ,854 ,909 ,910 ,1205 ,1206 ,1281 ,1404
CITROEN	0118G4	411110-00-1	205 ,206 ,207 ,208 ,210 ,211 ,212 ,213 ,214 ,215 ,228 ,229 ,343 ,633 ,906 ,907 ,908 ,910 ,911 ,912 ,913 ,914 ,916 ,929 ,998 ,1057 ,1212 ,1213 ,1214 ,1540
CITROEN	0133E9	401102-00-4	211 ,214 ,215 ,229 ,633 ,914 ,915 ,916 ,929 ,1057
CITROEN	060628 (X4)	431105-00-4	219 ,222 ,223 ,349 ,353 ,917 ,919 ,920 ,924 ,1215 ,1216
CITROEN	060665	431105-00-4	219 ,222 ,223 ,349 ,353 ,917 ,919 ,920 ,924 ,1215 ,1216
CITROEN	060666	431105-30-4	219 ,222 ,223 ,349 ,353 ,917 ,919 ,920 ,924 ,1215 ,1216
CITROEN	0606Q5	431106-00-4	172 ,220 ,221 ,229 ,292 ,293 ,350 ,351 ,418 ,432 ,433 ,439 ,440 ,599 ,605 ,618 ,782 ,862 ,921 ,930 ,1208 ,1220 ,1289 ,1407
CITROEN	0606T4	432109-00-4 432112-00-4	208 ,209 ,291 ,343 ,411 ,412 ,420 ,430 ,771 ,780 ,909 ,1206 ,1404
CITROEN	0606W6	431106-00-4	172 ,220 ,221 ,229 ,292 ,293 ,350 ,351 ,418 ,432 ,433 ,439 ,440 ,599 ,605 ,618 ,782 ,862 ,921 ,930 ,1208 ,1220 ,1289 ,1407
CITROEN	0606W7	431106-00-4	172 ,220 ,221 ,229 ,292 ,293 ,350 ,351 ,418 ,432 ,433 ,439 ,440 ,599 ,605 ,618 ,782 ,862 ,921 ,930 ,1208 ,1220 ,1289 ,1407
CITROEN	0606W8	431106-00-4	172 ,220 ,221 ,229 ,292 ,293 ,350 ,351 ,418 ,432 ,433 ,439 ,440 ,599 ,605 ,618 ,782 ,862 ,921 ,930 ,1208 ,1220 ,1289 ,1407
CITROEN	0606W9	431114-00-4	128 ,213 ,214 ,292 ,771 ,914
CITROEN	0606Z3	432109-00-4 432112-00-4	208 ,209 ,291 ,343 ,411 ,412 ,420 ,430 ,771 ,780 ,909 ,1206 ,1404
CITROEN	0606Z4	431106-00-4	172 ,220 ,221 ,229 ,292 ,293 ,350 ,351 ,418 ,432 ,433 ,439 ,440 ,599 ,605 ,618 ,782 ,862 ,921 ,930 ,1208 ,1220 ,1289 ,1407
CITROEN	0606Z5	431106-00-4	172 ,220 ,221 ,229 ,292 ,293 ,350 ,351 ,418 ,432 ,433 ,439 ,440 ,599 ,605 ,618 ,782 ,862 ,921 ,930 ,1208 ,1220 ,1289 ,1407
CITROEN	0606Z6	431106-00-4	172 ,220 ,221 ,229 ,292 ,293 ,350 ,351 ,418 ,432 ,433 ,439 ,440 ,599 ,605 ,618 ,782 ,862 ,921 ,930 ,1208 ,1220 ,1289 ,1407
CITROEN	12989L5	401109-00-4	217 ,218 ,348 ,918 ,919
CITROEN	1664739	431107-00-4 431113-00-4	177 ,213 ,909 ,913 ,1212 ,1213 ,1214
CITROEN	1729656	431107-00-4 431113-00-4	177 ,213 ,909 ,913 ,1212 ,1213 ,1214
CITROEN	328381	431108-00-4	223 ,224 ,353 ,354 ,925 ,1216
CITROEN	328381025	431108-25-4	223 ,224 ,353 ,354 ,925 ,1216
CITROEN	328381050	431108-50-4	223 ,224 ,353 ,354 ,925 ,1216
CITROEN	35621	433703-00-4	205 ,906
CITROEN	5543467	431113-00-4	177 ,213 ,909 ,913 ,1212 ,1213 ,1214
CITROEN	5543489	431113-00-4	177 ,213 ,909 ,913 ,1212 ,1213 ,1214
CITROEN	5561423	431107-00-4 431113-00-4	177 ,213 ,909 ,913 ,1212 ,1213 ,1214
CITROEN	5561467	431107-00-4 431107-20-4	177 ,213 ,909 ,913 ,1212 ,1213 ,1214
CITROEN	5561489	431107-00-4	177 ,213 ,909 ,913 ,1212 ,1213 ,1214
CITROEN	556183	401112-00-4	177 ,213 ,909 ,913 ,1212 ,1213 ,1214
CITROEN	556183/556182	401112-00-4	177 ,213 ,909 ,913 ,1212 ,1213 ,1214
CITROEN	556183COMB	401112-00-4	177 ,213 ,909 ,913 ,1212 ,1213 ,1214
CITROEN	556184/556181	401112-00-4	177 ,213 ,909 ,913 ,1212 ,1213 ,1214
CITROEN	5561967	431113-00-4	177 ,213 ,909 ,913 ,1212 ,1213 ,1214
CITROEN	5574901	431107-00-4	177 ,213 ,909 ,913 ,1212 ,1213 ,1214



OE- Reference

OE- Manu.	Reference-No.	SM-No.	On Page
CITROEN	5574901	431107-00-4	177 ,213 ,909 ,913 ,1212 ,1213 ,1214
CITROEN	5574945	431107-20-4 431113-00-4	177 ,213 ,909 ,913 ,1212 ,1213 ,1214
CITROEN	55795500	401112-00-4	177 ,213 ,909 ,913 ,1212 ,1213 ,1214
CITROEN	55797900	401112-00-4	177 ,213 ,909 ,913 ,1212 ,1213 ,1214
CITROEN	55800300	401112-00-4	177 ,213 ,909 ,913 ,1212 ,1213 ,1214
CITROEN	55802700	401112-00-4	177 ,213 ,909 ,913 ,1212 ,1213 ,1214
CITROEN	615013080	401109-00-4	217 ,218 ,348 ,918 ,919
CITROEN	721053	431105-00-4	219 ,222 ,223 ,349 ,353 ,917 ,919 ,920 ,924 ,1215 ,1216
CITROEN	73181	401112-00-4	177 ,213 ,909 ,913 ,1212 ,1213 ,1214
CITROEN	73182	401112-00-4	177 ,213 ,909 ,913 ,1212 ,1213 ,1214
CITROEN	73183	401112-00-4	177 ,213 ,909 ,913 ,1212 ,1213 ,1214
CITROEN	73184	401112-00-4	177 ,213 ,909 ,913 ,1212 ,1213 ,1214
CITROEN	734821	431108-00-4	223 ,224 ,353 ,354 ,925 ,1216
CITROEN	734821025	431108-25-4	223 ,224 ,353 ,354 ,925 ,1216
CITROEN	734821050	431108-50-4	223 ,224 ,353 ,354 ,925 ,1216
CITROEN	75516846X4	431108-25-4	223 ,224 ,353 ,354 ,925 ,1216
CITROEN	7910015989	401104-00-4 401105-00-4	219 ,222 ,349 ,353 ,919 ,920 ,924 ,1215
CITROEN	9100063480	411101-00-2	172 ,215 ,216 ,217 ,218 ,220 ,221 ,229 ,292 ,293 ,346 ,348 ,350 ,351 ,418 ,432 ,433 ,439 ,588 ,599 ,605 ,618 ,782 ,862 ,916 ,917 ,918 ,919 ,921 ,930 ,1058 ,1207 ,1208 ,1215 ,1220 ,1289 ,1407
CITROEN	9100063680	411101-00-2	172 ,215 ,216 ,217 ,218 ,220 ,221 ,229 ,292 ,293 ,346 ,348 ,350 ,351 ,418 ,432 ,433 ,439 ,588 ,599 ,605 ,618 ,782 ,862 ,916 ,917 ,918 ,919 ,921 ,930 ,1058 ,1207 ,1208 ,1215 ,1220 ,1289 ,1407
CITROEN	9400606650	431105-00-4	219 ,222 ,223 ,349 ,353 ,917 ,919 ,920 ,924 ,1215 ,1216
CITROEN	95538732X4	431108-25-4	223 ,224 ,353 ,354 ,925 ,1216
CITROEN	955536091AX4	431108-00-4	223 ,224 ,353 ,354 ,925 ,1216
CITROEN	9555361111AX4	431108-00-4	223 ,224 ,353 ,354 ,925 ,1216
CITROEN	95553613	431108-25-4	223 ,224 ,353 ,354 ,925 ,1216
CITROEN	955536131BX4	431108-25-4	223 ,224 ,353 ,354 ,925 ,1216
CITROEN	9555361511BX4	431108-25-4	223 ,224 ,353 ,354 ,925 ,1216
CITROEN	955536151CX4	431108-50-4	223 ,224 ,353 ,354 ,925 ,1216
CITROEN	9555361911CX4	431108-50-4	223 ,224 ,353 ,354 ,925 ,1216
CITROEN	95557700	401107-00-4	224 ,354 ,925 ,926 ,1216
CITROEN	9569148180	431106-00-4	172 ,220 ,221 ,229 ,292 ,293 ,350 ,351 ,418 ,432 ,433 ,439 ,440 ,599 ,605 ,618 ,782 ,862 ,921 ,930 ,1208 ,1220 ,1289 ,1407
CITROEN	9607980480	433703-00-4	205 ,906
CITROEN	9810589680	411114-00-1	210 ,228 ,291 ,292 ,854 ,910 ,912 ,929 ,1237 ,1280 ,1281
CITROEN	9813996980	433714-00-4	213 ,292 ,855 ,913 ,1237 ,1281
CITROEN	9815670380	433714-00-4	213 ,292 ,855 ,913 ,1237 ,1281
CITROEN	9815670480	433714-00-4	213 ,292 ,855 ,913 ,1237 ,1281
CITROEN	9815670580	433714-00-4	213 ,292 ,855 ,913 ,1237 ,1281
CITROEN	9823266880	403708-00-4	213 ,292 ,855 ,913 ,1237 ,1281
CITROEN	9823268580	403708-00-4	213 ,292 ,855 ,913 ,1237 ,1281
CITROEN	9823274280	403708-00-4	213 ,292 ,855 ,913 ,1237 ,1281
CITROEN	9823274380	403708-00-4	213 ,292 ,855 ,913 ,1237 ,1281
CITROEN	9823274480	403708-00-4	213 ,292 ,855 ,913 ,1237 ,1281
CITROEN	9823274580	403708-00-4	213 ,292 ,855 ,913 ,1237 ,1281
CITROEN	9823274780	403708-00-4	213 ,292 ,855 ,913 ,1237 ,1281
CITROEN	MA95553609X4	431108-00-4	223 ,224 ,353 ,354 ,925 ,1216
CITROEN	UT9400606650	431105-00-4	219 ,222 ,223 ,349 ,353 ,917 ,919 ,920 ,924 ,1215 ,1216
CUMMINS	3802210	400803-00-6	232 ,424 ,1220 ,1525
CUMMINS	3802211	400803-25-6	232 ,424 ,1220 ,1525
CUMMINS	3802212	400803-50-6	232 ,424 ,1220 ,1525
CUMMINS	3901400	400803-00-6	232 ,424 ,1220 ,1525
CUMMINS	3901430	430803-00-6	232 ,424 ,1220 ,1525
CUMMINS	3901470	440801-00-6	232 ,424 ,1220 ,1525
CUMMINS	3901590	400803-00-6	232 ,424 ,1220 ,1525
CUMMINS	3901630	400803-00-6	232 ,424 ,1220 ,1525

OE- Reference



OE- Manu.	Reference-No.	SM-No.	On Page
CUMMINS	3901630	400803-00-6	232 ,424 ,1220 ,1525
CUMMINS	3901685	460801-00-7	232 ,424 ,1220 ,1525
CUMMINS	3913990	440801-00-6	232 ,424 ,1220 ,1525
CUMMINS	3916830	400803-00-6	232 ,424 ,1220 ,1525
CUMMINS	3916840	400803-00-6	232 ,424 ,1220 ,1525
CUMMINS	3925012	400803-00-6	232 ,424 ,1220 ,1525
CUMMINS	3926798	400803-00-6	232 ,424 ,1220 ,1525
CUMMINS	3943199	460801-00-7	232 ,424 ,1220 ,1525
CUMMINS	3944153	400803-00-6	232 ,424 ,1220 ,1525
CUMMINS	3944158	400803-00-6	232 ,424 ,1220 ,1525
CUMMINS	3944163	400803-00-6	232 ,424 ,1220 ,1525
CUMMINS	3945329	460801-00-7	232 ,424 ,1220 ,1525
CUMMINS	3945917	400803-00-6	232 ,424 ,1220 ,1525
CUMMINS	3950661	430803-00-6	232 ,424 ,1220 ,1525
CUMMINS	3966244	430803-00-6	232 ,424 ,1220 ,1525
CUMMINS	3970951	440801-00-6	232 ,424 ,1220 ,1525

DACIA	6001543010	401301-25-4	23 ,239 ,240 ,261 ,994 ,995 ,996 ,997 ,998 ,999 ,1000 ,1001 ,1403 ,1404
DACIA	6001543016	433806-25-4	23 ,239 ,240 ,241 ,242 ,261 ,491 ,618 ,622 ,814 ,815 ,996 ,997 ,998 ,999 ,1000 ,1001 ,1002 ,1003 ,1004 ,1403 ,1404
DACIA	6001543833	433806-00-4	23 ,239 ,240 ,241 ,242 ,261 ,491 ,618 ,622 ,814 ,815 ,996 ,997 ,998 ,999 ,1000 ,1001 ,1002 ,1003 ,1004 ,1403 ,1404
DACIA	6001543844	401301-00-4	23 ,239 ,240 ,261 ,994 ,995 ,996 ,997 ,998 ,999 ,1000 ,1001 ,1403 ,1404

DAEWOO	12300-61810-0A0	401402-00-3 401402-00-4	166 ,247
DAEWOO	12300-61810-0B0	401402-25-3 401402-25-4	166 ,247
DAEWOO	12300-61810-0C0	401402-50-3 401402-50-4	166 ,247
DAEWOO	93742705	400301-00-4	97 ,98 ,142 ,145 ,154 ,166 ,167 ,168 ,169 ,170 ,171 ,248 ,344 ,462 ,463 ,814 ,820 ,853 ,854 ,855 ,856 ,858 ,1061 ,1206 ,1279 ,1281 ,1282 ,1283 ,1285
DAEWOO	93742706	400301-25-4	97 ,98 ,142 ,145 ,154 ,166 ,167 ,168 ,169 ,170 ,171 ,248 ,344 ,462 ,463 ,814 ,820 ,853 ,854 ,855 ,856 ,858 ,1061 ,1206 ,1279 ,1281 ,1282 ,1283 ,1285
DAEWOO	93742707	430302-00-4	97 ,98 ,142 ,145 ,154 ,166 ,167 ,168 ,169 ,170 ,171 ,248 ,344 ,462 ,463 ,814 ,820 ,853 ,854 ,855 ,856 ,858 ,859 ,1061 ,1206 ,1279 ,1281 ,1282 ,1285
DAEWOO	93742708	430302-25-4	97 ,98 ,142 ,145 ,154 ,166 ,167 ,168 ,169 ,170 ,171 ,248 ,344 ,462 ,463 ,814 ,820 ,853 ,854 ,855 ,856 ,858 ,859 ,1061 ,1206 ,1279 ,1281 ,1282 ,1285
DAEWOO	93742709	430302-50-4	97 ,98 ,142 ,145 ,154 ,166 ,167 ,168 ,169 ,170 ,171 ,248 ,344 ,462 ,463 ,814 ,820 ,853 ,854 ,855 ,856 ,858 ,859 ,1061 ,1206 ,1279 ,1281 ,1282 ,1285
DAEWOO	93743373	401401-00-4	171
DAEWOO	93743374	431401-00-4	171
DAEWOO	96659176	401402-00-3 401402-00-4	166 ,247
DAEWOO	96659182	401402-25-3 401402-25-4	166 ,247
DAEWOO	96659183	401402-25-4	166 ,247
DAEWOO	96659184	431402-00-3 431402-00-4	166 ,247 ,1204
DAEWOO	96659193	431402-25-3 431402-25-4	166 ,247 ,1204
DAEWOO	96659194	431402-50-3 431402-50-4	166 ,247 ,1204
DAEWOO	96659197	431402-25-4	166 ,247 ,1204
DAEWOO	96659198	431402-50-4	166 ,247 ,1204
DAEWOO	NP1021	400301-50-4	97 ,98 ,142 ,145 ,154 ,166 ,167 ,168 ,169 ,170 ,171 ,248 ,344 ,462 ,463 ,814 ,820 ,853 ,854 ,855 ,856 ,858 ,1061 ,1206 ,1279 ,1281 ,1282 ,1283 ,1285

DAF	117314	401303-00-6	262 ,263 ,796 ,1188
DAF	1284503	431303-00-6	262 ,796
DAF	1290488	431302-00-6	263
DAF	1346459	401303-00-6	262 ,263 ,796 ,1188
DAF	1347535	411301-00-2	262 to 263



OE- Reference

OE- Manu.	Reference-No.	SM-No.	On Page
DAF	1347535	411301-00-2	262 to 263
DAF	1347536	411301-00-2	262 to 263
DAF	289325	431303-00-6	262 ,796
DAF	643067	401303-00-6	262 ,263 ,796 ,1188
DAF	681294	401303-00-6	262 ,263 ,796 ,1188
DAF	682132	411301-00-2	262 to 263
DAF	683200	401303-00-6	262 ,263 ,796 ,1188
DAF	683388	411301-00-2	262 to 263
DAF	7701201367	401301-00-4	23 ,239 ,240 ,261 ,994 ,995 ,996 ,997 ,998 ,999 ,1000 ,1001 ,1403 ,1404
DAF	81387	411301-00-2	262 to 263
DAF	81388	411301-00-2	262 to 263
DAF	981175	401303-00-6	262 ,263 ,796 ,1188

DAIHATSU	1170187703	409615-00-3	97 ,267 ,299 ,571 ,1281
DAIHATSU	117018770502	409615-00-3	97 ,267 ,299 ,571 ,1281
DAIHATSU	117018770602	409615-00-3	97 ,267 ,299 ,571 ,1281
DAIHATSU	1170287703	409615-00-3	97 ,267 ,299 ,571 ,1281
DAIHATSU	1170287704	409615-00-3	97 ,267 ,299 ,571 ,1281
DAIHATSU	1170287705	409615-00-3	97 ,267 ,299 ,571 ,1281
DAIHATSU	1170287706	409615-00-3	97 ,267 ,299 ,571 ,1281
DAIHATSU	1170287707	409615-00-3	97 ,267 ,299 ,571 ,1281
DAIHATSU	1304187702	439617-00-3	97 ,267 ,299 ,571 ,1237 ,1281
DAIHATSU	1304187703	439617-00-3	97 ,267 ,299 ,571 ,1237 ,1281
DAIHATSU	1304187705	439617-00-3	97 ,267 ,299 ,571 ,1237 ,1281
DAIHATSU	1320287703	439617-00-3	97 ,267 ,299 ,571 ,1237 ,1281
DAIHATSU	1320287704	439617-00-3	97 ,267 ,299 ,571 ,1237 ,1281
DAIHATSU	1320287705	439617-00-3	97 ,267 ,299 ,571 ,1237 ,1281

DEUTZ	015001275961	401501-00-1 401501-00-4	271 ,272 ,273 ,274 ,275 ,277 ,278 ,303 ,304 ,305 ,540 ,541 ,560 ,561 ,562 ,563 ,613 ,614 ,615
DEUTZ	015001276263	401501-25-1	271 ,272 ,273 ,274 ,275 ,277 ,278 ,303 ,304 ,305 ,540 ,541 ,560 ,561 ,562 ,563 ,613 ,614 ,615
DEUTZ	015506036465	431501-00-1 431501-00-4	274 ,275 ,277 ,278 ,303 ,304 ,305 ,540 ,541 ,560 ,561 ,562 ,563 ,613 ,614 ,615
DEUTZ	02101535UB	401501-25-1 401501-25-4	271 ,272 ,273 ,274 ,275 ,277 ,278 ,303 ,304 ,305 ,540 ,541 ,560 ,561 ,562 ,563 ,613 ,614 ,615
DEUTZ	0210153-5UC015001	401501-00-1 401501-00-4	271 ,272 ,273 ,274 ,275 ,277 ,278 ,303 ,304 ,305 ,540 ,541 ,560 ,561 ,562 ,563 ,613 ,614 ,615
DEUTZ	0210153-6UC015001	401501-25-1 401501-25-4	271 ,272 ,273 ,274 ,275 ,277 ,278 ,303 ,304 ,305 ,540 ,541 ,560 ,561 ,562 ,563 ,613 ,614 ,615
DEUTZ	0210153-7UC015001	401501-50-1 401501-50-4	271 ,272 ,273 ,274 ,275 ,277 ,278 ,303 ,304 ,305 ,540 ,541 ,560 ,561 ,562 ,563 ,613 ,614 ,615
DEUTZ	02101624E-Z015001	401501-00-1 401501-00-4	271 ,272 ,273 ,274 ,275 ,277 ,278 ,303 ,304 ,305 ,540 ,541 ,560 ,561 ,562 ,563 ,613 ,614 ,615
DEUTZ	02101626E-Z015001	401501-25-1 401501-25-4	271 ,272 ,273 ,274 ,275 ,277 ,278 ,303 ,304 ,305 ,540 ,541 ,560 ,561 ,562 ,563 ,613 ,614 ,615
DEUTZ	02101633E-Z015001	401501-50-1 401501-50-4	271 ,272 ,273 ,274 ,275 ,277 ,278 ,303 ,304 ,305 ,540 ,541 ,560 ,561 ,562 ,563 ,613 ,614 ,615
DEUTZ	02134302K-Z015506	431501-00-1 431501-00-4	274 ,275 ,277 ,278 ,303 ,304 ,305 ,540 ,541 ,560 ,561 ,562 ,563 ,613 ,614 ,615
DEUTZ	02134303K-Z015506	431501-00-1 431501-00-4	274 ,275 ,277 ,278 ,303 ,304 ,305 ,540 ,541 ,560 ,561 ,562 ,563 ,613 ,614 ,615
DEUTZ	02137155	431502-25-1	7 ,276 ,540 ,561 ,562
DEUTZ	02137156	431502-25-1	7 ,276 ,540 ,561 ,562
DEUTZ	02137159	431502-50-1	7 ,276 ,540 ,561 ,562
DEUTZ	02137160	431502-50-1	7 ,276 ,540 ,561 ,562
DEUTZ	0213774-9UC015506	431501-00-1 431501-00-4	274 ,275 ,277 ,278 ,303 ,304 ,305 ,540 ,541 ,560 ,561 ,562 ,563 ,613 ,614 ,615
DEUTZ	02137750K-Z015506	431501-00-1 431501-00-4	274 ,275 ,277 ,278 ,303 ,304 ,305 ,540 ,541 ,560 ,561 ,562 ,563 ,613 ,614 ,615
DEUTZ	02137751E-Z015506	431501-00-1 431501-00-4	274 ,275 ,277 ,278 ,303 ,304 ,305 ,540 ,541 ,560 ,561 ,562 ,563 ,613 ,614 ,615

OE- Reference



OE- Manu.	Reference-No.	SM-No.	On Page
DEUTZ	02137751E-Z015506	431501-00-1 431501-00-4	274 ,275 ,277 ,278 ,303 ,304 ,305 ,540 ,541 ,560 ,561 ,562 ,563 ,613 ,614 ,615
DEUTZ	02137752E-Z015506	431501-00-1 431501-00-4	274 ,275 ,277 ,278 ,303 ,304 ,305 ,540 ,541 ,560 ,561 ,562 ,563 ,613 ,614 ,615
DEUTZ	02137758	431501-00-1 431501-00-4 431501-50-1 431501-50-4	274 ,275 ,277 ,278 ,303 ,304 ,305 ,540 ,541 ,560 ,561 ,562 ,563 ,613 ,614 ,615
DEUTZ	02148200E-Z014806	431505-00-1	281 ,282 ,364 ,545 ,563 ,615 ,795
DEUTZ	02148207K-Z014806	431505-00-1	281 ,282 ,364 ,545 ,563 ,615 ,795
DEUTZ	02148210K-Z014806	431505-00-1	281 ,282 ,364 ,545 ,563 ,615 ,795
DEUTZ	02235204	431502-25-1	7 ,276 ,540 ,561 ,562
DEUTZ	02235207	431502-50-1	7 ,276 ,540 ,561 ,562
DEUTZ	02407401E-Z014706	431505-00-1	281 ,282 ,364 ,545 ,563 ,615 ,795
DEUTZ	02407908	431505-00-1 431505-25-1	281 ,282 ,364 ,545 ,563 ,615 ,795
DEUTZ	02414189K-Z014806	431505-00-1	281 ,282 ,364 ,545 ,563 ,615 ,795
DEUTZ	02929438	411504-00-2	278 ,279 ,280 ,281 ,1050 ,1410 ,1411
DEUTZ	02931881	411504-00-2	278 ,279 ,280 ,281 ,1050 ,1410 ,1411
DEUTZ	03362379K-Z015001	401501-00-1 401501-00-4	271 ,272 ,273 ,274 ,275 ,277 ,278 ,303 ,304 ,305 ,540 ,541 ,560 ,561 ,562 ,563 ,613 ,614 ,615
DEUTZ	03362380K-Z015001	401501-25-1 401501-25-4	271 ,272 ,273 ,274 ,275 ,277 ,278 ,303 ,304 ,305 ,540 ,541 ,560 ,561 ,562 ,563 ,613 ,614 ,615
DEUTZ	03362381	401501-50-1	271 ,272 ,273 ,274 ,275 ,277 ,278 ,303 ,304 ,305 ,540 ,541 ,560 ,561 ,562 ,563 ,613 ,614 ,615
DEUTZ	03362381K-Z015001	401501-50-1 401501-50-4	271 ,272 ,273 ,274 ,275 ,277 ,278 ,303 ,304 ,305 ,540 ,541 ,560 ,561 ,562 ,563 ,613 ,614 ,615
DEUTZ	04149429K-Z014206	431505-00-1	281 ,282 ,364 ,545 ,563 ,615 ,795
DEUTZ	04149587E-Z014806	431505-00-1	281 ,282 ,364 ,545 ,563 ,615 ,795
DEUTZ	04200387	411504-00-2	278 ,279 ,280 ,281 ,1050 ,1410 ,1411
DEUTZ	04200390	411504-00-2	278 ,279 ,280 ,281 ,1050 ,1410 ,1411
DEUTZ	04231406	401501-25-1	271 ,272 ,273 ,274 ,275 ,277 ,278 ,303 ,304 ,305 ,540 ,541 ,560 ,561 ,562 ,563 ,613 ,614 ,615
DEUTZ	04231407	401501-50-1	271 ,272 ,273 ,274 ,275 ,277 ,278 ,303 ,304 ,305 ,540 ,541 ,560 ,561 ,562 ,563 ,613 ,614 ,615
DEUTZ	04231468	401501-25-1 401501-25-4	271 ,272 ,273 ,274 ,275 ,277 ,278 ,303 ,304 ,305 ,540 ,541 ,560 ,561 ,562 ,563 ,613 ,614 ,615
DEUTZ	04231469	401501-50-1	271 ,272 ,273 ,274 ,275 ,277 ,278 ,303 ,304 ,305 ,540 ,541 ,560 ,561 ,562 ,563 ,613 ,614 ,615
DEUTZ	04232680	431502-25-1	7 ,276 ,540 ,561 ,562
DEUTZ	04232681	431502-50-1	7 ,276 ,540 ,561 ,562
DEUTZ	04232772	411503-00-2	7 ,276 ,277 ,304 ,539 ,540 ,561 ,562 ,614
DEUTZ	04232790	411503-00-2	7 ,276 ,277 ,304 ,539 ,540 ,561 ,562 ,614
DEUTZ	04232791	411503-00-2	7 ,276 ,277 ,304 ,539 ,540 ,561 ,562 ,614
DEUTZ	04236916	411503-00-2	7 ,276 ,277 ,304 ,539 ,540 ,561 ,562 ,614
DEUTZ	04236917	411503-00-2	7 ,276 ,277 ,304 ,539 ,540 ,561 ,562 ,614
DEUTZ	04299191	411504-00-2	278 ,279 ,280 ,281 ,1050 ,1410 ,1411
DEUTZ	04299194	411504-00-2	278 ,279 ,280 ,281 ,1050 ,1410 ,1411
DEUTZ	04900062	431506-00-1 431512-00-6	280 ,281 ,1050 ,1411 ,1419
DEUTZ	04900063	431506-00-1 431512-00-6	280 ,281 ,1050 ,1411 ,1419
DEUTZ	04900387	431506-00-1 431512-00-6	280 ,281 ,1050 ,1411 ,1419
DEUTZ	0C015001275961	401501-00-1 401501-00-4	271 ,272 ,273 ,274 ,275 ,277 ,278 ,303 ,304 ,305 ,540 ,541 ,560 ,561 ,562 ,563 ,613 ,614 ,615
DEUTZ	0C015001276263	401501-25-1 401501-25-4	271 ,272 ,273 ,274 ,275 ,277 ,278 ,303 ,304 ,305 ,540 ,541 ,560 ,561 ,562 ,563 ,613 ,614 ,615



OE- Reference

OE- Manu.	Reference-No.	SM-No.	On Page
DEUTZ	0C015001276263	401501-25-1 401501-25-4	271 ,272 ,273 ,274 ,275 ,277 ,278 ,303 ,304 ,305 ,540 ,541 ,560 ,561 ,562 ,563 ,613 ,614 ,615
DEUTZ	0C015506036465	431501-00-1 431501-00-4	274 ,275 ,277 ,278 ,303 ,304 ,305 ,540 ,541 ,560 ,561 ,562 ,563 ,613 ,614 ,615
DEUTZ	0D015001275961	401501-00-1 401501-00-4	271 ,272 ,273 ,274 ,275 ,277 ,278 ,303 ,304 ,305 ,540 ,541 ,560 ,561 ,562 ,563 ,613 ,614 ,615
DEUTZ	0D015001276263	401501-25-1 401501-25-4	271 ,272 ,273 ,274 ,275 ,277 ,278 ,303 ,304 ,305 ,540 ,541 ,560 ,561 ,562 ,563 ,613 ,614 ,615
DEUTZ	12160569	403201-00-1	306 ,788
DEUTZ	12160704	403201-25-1	306 ,788
DEUTZ	12160705	403201-50-1	306 ,788
DEUTZ	12160708	433201-25-1	306 ,788
DEUTZ	15001276263	401501-25-4	271 ,272 ,273 ,274 ,275 ,277 ,278 ,303 ,304 ,305 ,540 ,541 ,560 ,561 ,562 ,563 ,613 ,614 ,615
DEUTZ	2137232E-Z015001	411503-00-2	7 ,276 ,277 ,304 ,539 ,540 ,561 ,562 ,614
DEUTZ	2137233E-Z015001	411503-00-2	7 ,276 ,277 ,304 ,539 ,540 ,561 ,562 ,614
DEUTZ	2137626E-Z015001	411503-00-2	7 ,276 ,277 ,304 ,539 ,540 ,561 ,562 ,614
DEUTZ	2137627E-Z015001	411503-00-2	7 ,276 ,277 ,304 ,539 ,540 ,561 ,562 ,614
DEUTZ	2137766	431501-00-1 431501-00-4	274 ,275 ,277 ,278 ,303 ,304 ,305 ,540 ,541 ,560 ,561 ,562 ,563 ,613 ,614 ,615
DEUTZ	2148200E-Z014806	431505-00-1	281 ,282 ,364 ,545 ,563 ,615 ,795
DEUTZ	2148201E-Z014806	431505-25-1	281 ,282 ,364 ,545 ,563 ,615 ,795
DEUTZ	2148207K-Z014806	431505-00-1	281 ,282 ,364 ,545 ,563 ,615 ,795
DEUTZ	2148208K-Z014806	431505-25-1	281 ,282 ,364 ,545 ,563 ,615 ,795
DEUTZ	2230196-KY015001	411503-00-2	7 ,276 ,277 ,304 ,539 ,540 ,561 ,562 ,614
DEUTZ	2230201-KY015001	411503-00-2	7 ,276 ,277 ,304 ,539 ,540 ,561 ,562 ,614
DEUTZ	2407401E-Z014706	431505-00-1	281 ,282 ,364 ,545 ,563 ,615 ,795
DEUTZ	2407908E-Z014706	431505-25-1	281 ,282 ,364 ,545 ,563 ,615 ,795
DEUTZ	2414189K-Z014806	431505-00-1	281 ,282 ,364 ,545 ,563 ,615 ,795
DEUTZ	2414190K-Z014806	431505-25-1	281 ,282 ,364 ,545 ,563 ,615 ,795
DEUTZ	2421586K-Z014806	431505-25-1	281 ,282 ,364 ,545 ,563 ,615 ,795
DEUTZ	2421592E-Z014806	431505-25-1	281 ,282 ,364 ,545 ,563 ,615 ,795
DEUTZ	2423951E-Z014806	431505-25-1	281 ,282 ,364 ,545 ,563 ,615 ,795
DEUTZ	2929430TY-0131-05	401504-00-6	279 ,280 ,281 ,1410 ,1418 ,1419
DEUTZ	3362381	401501-50-4	271 ,272 ,273 ,274 ,275 ,277 ,278 ,303 ,304 ,305 ,540 ,541 ,560 ,561 ,562 ,563 ,613 ,614 ,615
DEUTZ	4149429K-Z014206	431505-00-1	281 ,282 ,364 ,545 ,563 ,615 ,795
DEUTZ	4149587E-Z014806	431505-00-1	281 ,282 ,364 ,545 ,563 ,615 ,795
DEUTZ	4201431E-Z0131-01	401504-00-6	279 ,280 ,281 ,1410 ,1418 ,1419
DEUTZ	4231405E-Z015001	401501-00-1 401501-00-4	271 ,272 ,273 ,274 ,275 ,277 ,278 ,303 ,304 ,305 ,540 ,541 ,560 ,561 ,562 ,563 ,613 ,614 ,615
DEUTZ	4231406E-Z015001	401501-25-1 401501-25-4	271 ,272 ,273 ,274 ,275 ,277 ,278 ,303 ,304 ,305 ,540 ,541 ,560 ,561 ,562 ,563 ,613 ,614 ,615
DEUTZ	4231407	401501-50-4	271 ,272 ,273 ,274 ,275 ,277 ,278 ,303 ,304 ,305 ,540 ,541 ,560 ,561 ,562 ,563 ,613 ,614 ,615
DEUTZ	4231407E-Z015001	401501-50-1 401501-50-4	271 ,272 ,273 ,274 ,275 ,277 ,278 ,303 ,304 ,305 ,540 ,541 ,560 ,561 ,562 ,563 ,613 ,614 ,615

OE- Reference



OE- Manu.	Reference-No.	SM-No.	On Page
DEUTZ	4231407E-Z015001	401501-50-1 401501-50-4	271 ,272 ,273 ,274 ,275 ,277 ,278 ,303 ,304 ,305 ,540 ,541 ,560 ,561 ,562 ,563 ,613 ,614 ,615
DEUTZ	4231467K-Z015001	401501-00-1 401501-00-4	271 ,272 ,273 ,274 ,275 ,277 ,278 ,303 ,304 ,305 ,540 ,541 ,560 ,561 ,562 ,563 ,613 ,614 ,615
DEUTZ	4231468K-Z015001	401501-25-1 401501-25-4	271 ,272 ,273 ,274 ,275 ,277 ,278 ,303 ,304 ,305 ,540 ,541 ,560 ,561 ,562 ,563 ,613 ,614 ,615
DEUTZ	4231469	401501-50-4	271 ,272 ,273 ,274 ,275 ,277 ,278 ,303 ,304 ,305 ,540 ,541 ,560 ,561 ,562 ,563 ,613 ,614 ,615
DEUTZ	4231469K-Z015001	401501-50-1 401501-50-4	271 ,272 ,273 ,274 ,275 ,277 ,278 ,303 ,304 ,305 ,540 ,541 ,560 ,561 ,562 ,563 ,613 ,614 ,615
DEUTZ	4232770E-Z015001	411503-00-2	7 ,276 ,277 ,304 ,539 ,540 ,561 ,562 ,614
DEUTZ	4232772E-Z015001	411503-00-2	7 ,276 ,277 ,304 ,539 ,540 ,561 ,562 ,614
DEUTZ	4232774E-Z015001	411503-00-2	7 ,276 ,277 ,304 ,539 ,540 ,561 ,562 ,614
DEUTZ	4232776E-Z015001	411503-00-2	7 ,276 ,277 ,304 ,539 ,540 ,561 ,562 ,614
DEUTZ	4232790-KY015001	411503-00-2	7 ,276 ,277 ,304 ,539 ,540 ,561 ,562 ,614
DEUTZ	4232791-KY015001	411503-00-2	7 ,276 ,277 ,304 ,539 ,540 ,561 ,562 ,614
DEUTZ	78042620	401501-50-1 401501-50-4	271 ,272 ,273 ,274 ,275 ,277 ,278 ,303 ,304 ,305 ,540 ,541 ,560 ,561 ,562 ,563 ,613 ,614 ,615
FENDT	F285200210070	403201-00-1	306 ,788
FENDT	F285200210080	403201-25-1	306 ,788
FENDT	F285200210090	403201-50-1	306 ,788
FENDT	F285200210100	403201-75-1	306 ,788
FENDT	F285200310140	433201-00-1	306 ,788
FENDT	F285200310160	433201-50-1	306 ,788
FENDT	F285200310170	433201-75-1	306 ,788
FIAT	15363-4123	402009-00-4	355 ,356 ,357 ,358 ,359 ,360 ,361 ,362 ,363 ,368 ,369 ,370 ,371 ,539 ,542 ,543 ,544 ,799
FIAT	1900640	402005-00-4	341 ,343 ,595 ,1129 ,1540
FIAT	1900814	402005-00-4	341 ,343 ,595 ,1129 ,1540
FIAT	1900815	402005-00-4	341 ,343 ,595 ,1129 ,1540
FIAT	1900816	402005-00-4	341 ,343 ,595 ,1129 ,1540
FIAT	1900817	402005-00-4	341 ,343 ,595 ,1129 ,1540
FIAT	1901074	412002-00-1	4 ,14 ,15 ,343 ,344 ,346 ,347 ,348 ,556 ,557 ,596 ,598 ,1139 ,1152 ,1541
FIAT	1901075	412002-00-1	4 ,14 ,15 ,343 ,344 ,346 ,347 ,348 ,556 ,557 ,596 ,598 ,1139 ,1152 ,1541
FIAT	1901152	412060-00-2	364 ,546
FIAT	1901202	412060-00-2	364 ,546
FIAT	1901385	412005-00-2	355 ,356 ,357 ,358 ,359 ,360 ,361 ,362 ,363 ,368 ,369 ,370 ,371 ,539 ,541 ,542 ,543 ,544 ,799
FIAT	1901650	432060-00-6	364 ,546
FIAT	1901803	402003-00-1 402003-00-4 405602-00-3 432003-00-4	354 ,355 ,356 ,357 ,358 ,361 ,362 ,368 ,369 ,370 ,539 ,541 ,1249
FIAT	1901985	433807-00-4 433815-00-4	15 ,94 ,224 ,354 ,537 ,538 ,600 ,791 ,864 ,926 ,1012 ,1013 ,1047 ,1048 ,1152 ,1290 ,1291
FIAT	37028	412004-00-1	13 ,14 ,151 ,178 ,345 ,347 ,359 ,370 ,464 ,596 ,597 ,598 ,859 ,860 ,1061 ,1191 ,1207 ,1285 ,1286
FIAT	4141126	432005-00-4	341 ,343 ,595 ,1129
FIAT	4227185(2)	402005-00-4	341 ,343 ,595 ,1129 ,1540
FIAT	4227186(2)	402005-00-4	341 ,343 ,595 ,1129 ,1540
FIAT	46452266	400101-00-4	14 ,15 ,344 ,345 ,352 ,556 ,597 ,600
FIAT	46459600	400102-00-4	4 ,13 ,177 ,285 ,342 ,410 ,556 ,596 ,1220 ,1279 ,1540
FIAT	46459601	400102-00-4 400102-25-4	4 ,13 ,177 ,285 ,342 ,410 ,556 ,596 ,1220 ,1279 ,1540
FIAT	46459602	400102-00-4	4 ,13 ,177 ,285 ,342 ,410 ,556 ,596 ,1220 ,1279 ,1540
FIAT	46459603	400102-25-4	4 ,13 ,177 ,285 ,342 ,410 ,556 ,596 ,1220 ,1279 ,1540



OE- Reference

OE- Manu.	Reference-No.	SM-No.	On Page
FIAT	46459603	400102-25-4	4 ,13 ,177 ,285 ,342 ,410 ,556 ,596 ,1220 ,1279 ,1540
FIAT	464711281	412004-00-1	13 ,14 ,151 ,178 ,345 ,347 ,359 ,370 ,464 ,596 ,597 ,598 ,859 ,860 ,1061 ,1191 ,1207 ,1285 ,1286
FIAT	46515821	430102-00-4	4 ,13 ,177 ,285 ,342 ,410 ,596 ,1220 ,1279 ,1540
FIAT	46516150	430102-25-4	4 ,13 ,177 ,285 ,342 ,410 ,596 ,1220 ,1279 ,1540
FIAT	46516151	430102-50-4	4 ,13 ,177 ,285 ,342 ,410 ,596 ,1220 ,1279 ,1540
FIAT	46772221	400102-00-4	4 ,13 ,177 ,285 ,342 ,410 ,556 ,596 ,1220 ,1279 ,1540
FIAT	46772222	400102-00-4	4 ,13 ,177 ,285 ,342 ,410 ,556 ,596 ,1220 ,1279 ,1540
FIAT	46772223	400102-00-4	4 ,13 ,177 ,285 ,342 ,410 ,556 ,596 ,1220 ,1279 ,1540
FIAT	46772225	400102-00-4	4 ,13 ,177 ,285 ,342 ,410 ,556 ,596 ,1220 ,1279 ,1540
FIAT	46772226	400102-00-4	4 ,13 ,177 ,285 ,342 ,410 ,556 ,596 ,1220 ,1279 ,1540
FIAT	46776774	430102-00-4	4 ,13 ,177 ,285 ,342 ,410 ,596 ,1220 ,1279 ,1540
FIAT	46797870	403502-00-4	13 ,166 ,177 ,205 ,341 ,410 ,595 ,632 ,636 ,853 ,906 ,1199 ,1205 ,1220 ,1279
FIAT	46797873	403502-00-4	13 ,166 ,177 ,205 ,341 ,410 ,595 ,632 ,636 ,853 ,906 ,1199 ,1205 ,1220 ,1279
FIAT	46797915	403502-00-4	13 ,166 ,177 ,205 ,341 ,410 ,595 ,632 ,636 ,853 ,906 ,1199 ,1205 ,1220 ,1279
FIAT	46797936	433504-00-4	13 ,166 ,177 ,205 ,341 ,410 ,595 ,632 ,636 ,853 ,906 ,1199 ,1205 ,1220 ,1279
FIAT	46797941	433504-00-4	13 ,166 ,177 ,205 ,341 ,410 ,595 ,632 ,636 ,853 ,906 ,1199 ,1205 ,1220 ,1279
FIAT	46809698	403502-00-4	13 ,166 ,177 ,205 ,341 ,410 ,595 ,632 ,636 ,853 ,906 ,1199 ,1205 ,1220 ,1279
FIAT	46809743	403502-00-4	13 ,166 ,177 ,205 ,341 ,410 ,595 ,632 ,636 ,853 ,906 ,1199 ,1205 ,1220 ,1279
FIAT	55209528	430102-00-4	4 ,13 ,177 ,285 ,342 ,410 ,596 ,1220 ,1279 ,1540
FIAT	5881115	402005-00-4	341 ,343 ,595 ,1129 ,1540
FIAT	5881116	402005-00-4	341 ,343 ,595 ,1129 ,1540
FIAT	5881117	402005-00-4	341 ,343 ,595 ,1129 ,1540
FIAT	5881118	402005-00-4	341 ,343 ,595 ,1129 ,1540
FIAT	5893266	412002-00-1	4 ,14 ,15 ,343 ,344 ,346 ,347 ,348 ,556 ,557 ,596 ,598 ,1139 ,1152 ,1541
FIAT	5893267	412002-00-1	4 ,14 ,15 ,343 ,344 ,346 ,347 ,348 ,556 ,557 ,596 ,598 ,1139 ,1152 ,1541
FIAT	5893590	400102-00-4	4 ,13 ,177 ,285 ,342 ,410 ,556 ,596 ,1220 ,1279 ,1540
FIAT	5895166	400101-00-4	14 ,15 ,344 ,345 ,352 ,556 ,597 ,600
FIAT	5895167	400101-00-4 400101-25-4	14 ,15 ,344 ,345 ,352 ,556 ,597 ,600
FIAT	5895168	400101-00-4 400101-50-4	14 ,15 ,344 ,345 ,352 ,556 ,597 ,600
FIAT	5951691	432005-00-4	341 ,343 ,595 ,1129
FIAT	5973937	432001-00-4	341 ,342 ,344 ,595
FIAT	6000616581	433830-00-4	344 ,740 ,816 ,857 ,1005 ,1284 ,1285
FIAT	6000616587	403820-00-4	344 ,816 ,857 ,1005 ,1006 ,1283 ,1285
FIAT	60596519	400101-00-4	14 ,15 ,344 ,345 ,352 ,556 ,597 ,600
FIAT	60597518	400101-00-4	14 ,15 ,344 ,345 ,352 ,556 ,597 ,600
FIAT	6067602	400101-00-4	14 ,15 ,344 ,345 ,352 ,556 ,597 ,600
FIAT	60676024	400101-00-4	14 ,15 ,344 ,345 ,352 ,556 ,597 ,600
FIAT	60676025	400101-00-4	14 ,15 ,344 ,345 ,352 ,556 ,597 ,600
FIAT	60676026	400101-00-4	14 ,15 ,344 ,345 ,352 ,556 ,597 ,600
FIAT	60676028	400101-00-4	14 ,15 ,344 ,345 ,352 ,556 ,597 ,600
FIAT	60676029	400101-00-4	14 ,15 ,344 ,345 ,352 ,556 ,597 ,600
FIAT	60676939	400101-00-4	14 ,15 ,344 ,345 ,352 ,556 ,597 ,600
FIAT	60676940	400101-00-4	14 ,15 ,344 ,345 ,352 ,556 ,597 ,600
FIAT	60676941	400101-00-4	14 ,15 ,344 ,345 ,352 ,556 ,597 ,600
FIAT	60807754	430101-25-4	14 ,15 ,345 ,346 ,348 ,556 ,597 ,598
FIAT	60807755	430101-50-4	14 ,15 ,345 ,346 ,348 ,556 ,597 ,598
FIAT	60811497	400101-00-4 400101-25-4	14 ,15 ,344 ,345 ,352 ,556 ,597 ,600
FIAT	60811498	400101-00-4 400101-50-4	14 ,15 ,344 ,345 ,352 ,556 ,597 ,600
FIAT	60814735	430101-00-4	14 ,15 ,345 ,346 ,348 ,556 ,597 ,598
FIAT	60814736	430101-25-4	14 ,15 ,345 ,346 ,348 ,556 ,597 ,598
FIAT	60814737	430101-50-4	14 ,15 ,345 ,346 ,348 ,556 ,597 ,598
FIAT	71711148	400101-00-4	14 ,15 ,344 ,345 ,352 ,556 ,597 ,600
FIAT	71711758	412004-00-1	13 ,14 ,151 ,178 ,345 ,347 ,359 ,370 ,464 ,596 ,597 ,598 ,859 ,860 ,1061 ,1191 ,1207 ,1285 ,1286
FIAT	71711940	400102-00-4	4 ,13 ,177 ,285 ,342 ,410 ,556 ,596 ,1220 ,1279 ,1540

OE- Reference



OE- Manu.	Reference-No.	SM-No.	On Page
FIAT	71711940	400102-00-4	4 ,13 ,177 ,285 ,342 ,410 ,556 ,596 ,1220 ,1279 ,1540
FIAT	71731844	400102-00-4	4 ,13 ,177 ,285 ,342 ,410 ,556 ,596 ,1220 ,1279 ,1540
FIAT	71731845	400102-00-4	4 ,13 ,177 ,285 ,342 ,410 ,556 ,596 ,1220 ,1279 ,1540
FIAT	71731846	400102-00-4	4 ,13 ,177 ,285 ,342 ,410 ,556 ,596 ,1220 ,1279 ,1540
FIAT	71731847	400102-25-4	4 ,13 ,177 ,285 ,342 ,410 ,556 ,596 ,1220 ,1279 ,1540
FIAT	71732375	403507-00-4 403515-00-4	13 ,14 ,15 ,151 ,178 ,345 ,347 ,464 ,597 ,598 ,859 ,1061 ,1285
FIAT	71732982	403502-00-4	13 ,166 ,177 ,205 ,341 ,410 ,595 ,632 ,636 ,853 ,906 ,1199 ,1205 ,1220 ,1279
FIAT	71732983	403502-00-4	13 ,166 ,177 ,205 ,341 ,410 ,595 ,632 ,636 ,853 ,906 ,1199 ,1205 ,1220 ,1279
FIAT	71732988	403502-00-4	13 ,166 ,177 ,205 ,341 ,410 ,595 ,632 ,636 ,853 ,906 ,1199 ,1205 ,1220 ,1279
FIAT	71732989	403502-00-4	13 ,166 ,177 ,205 ,341 ,410 ,595 ,632 ,636 ,853 ,906 ,1199 ,1205 ,1220 ,1279
FIAT	71732990	403502-00-4	13 ,166 ,177 ,205 ,341 ,410 ,595 ,632 ,636 ,853 ,906 ,1199 ,1205 ,1220 ,1279
FIAT	71732994	433504-00-4	13 ,166 ,177 ,205 ,341 ,410 ,595 ,632 ,636 ,853 ,906 ,1199 ,1205 ,1220 ,1279
FIAT	71732996	433504-00-4	13 ,166 ,177 ,205 ,341 ,410 ,595 ,632 ,636 ,853 ,906 ,1199 ,1205 ,1220 ,1279
FIAT	71734237	400102-00-4	4 ,13 ,177 ,285 ,342 ,410 ,556 ,596 ,1220 ,1279 ,1540
FIAT	71751361	403507-00-4 403515-00-4	13 ,14 ,15 ,151 ,178 ,345 ,347 ,464 ,597 ,598 ,859 ,1061 ,1285
FIAT	71751362	403507-00-4 403515-00-4	13 ,14 ,15 ,151 ,178 ,345 ,347 ,464 ,597 ,598 ,859 ,1061 ,1285
FIAT	71751363	403507-00-4 403515-00-4	13 ,14 ,15 ,151 ,178 ,345 ,347 ,464 ,597 ,598 ,859 ,1061 ,1285
FIAT	71754218	433504-00-4	13 ,166 ,177 ,205 ,341 ,410 ,595 ,632 ,636 ,853 ,906 ,1199 ,1205 ,1220 ,1279
FIAT	7301442	433807-00-4	15 ,94 ,224 ,354 ,537 ,538 ,600 ,791 ,864 ,926 ,1012 ,1013 ,1047 ,1048 ,1152 ,1290 ,1291
FIAT	7301444	433807-00-4	15 ,94 ,224 ,354 ,537 ,538 ,600 ,791 ,864 ,926 ,1012 ,1013 ,1047 ,1048 ,1152 ,1290 ,1291
FIAT	7574446	432001-00-4	341 ,342 ,344 ,595
FIAT	7579813	432001-00-4	341 ,342 ,344 ,595
FIAT	7646454	430101-00-4	14 ,15 ,345 ,346 ,348 ,556 ,597 ,598
FIAT	7648060	430102-00-4	4 ,13 ,177 ,285 ,342 ,410 ,596 ,1220 ,1279 ,1540
FIAT	7757812	412004-00-1	13 ,14 ,151 ,178 ,345 ,347 ,359 ,370 ,464 ,596 ,597 ,598 ,859 ,860 ,1061 ,1191 ,1207 ,1285 ,1286
FIAT	7773341	412004-00-1	13 ,14 ,151 ,178 ,345 ,347 ,359 ,370 ,464 ,596 ,597 ,598 ,859 ,860 ,1061 ,1191 ,1207 ,1285 ,1286
FIAT	7797152	400102-00-4	4 ,13 ,177 ,285 ,342 ,410 ,556 ,596 ,1220 ,1279 ,1540
FIAT	82982136	402009-00-4	355 ,356 ,357 ,358 ,359 ,360 ,361 ,362 ,363 ,368 ,369 ,370 ,371 ,539 ,542 ,543 ,544 ,799
FIAT	87573663	402009-00-4	355 ,356 ,357 ,358 ,359 ,360 ,361 ,362 ,363 ,368 ,369 ,370 ,371 ,539 ,542 ,543 ,544 ,799
FIAT	9659135880	402102-00-4	220 ,221 ,351 ,418 ,419 ,421 ,432 ,433 ,434 ,435 ,439 ,440 ,553 ,605 ,922
FIAT	9659135980	402102-00-4	220 ,221 ,351 ,418 ,419 ,421 ,432 ,433 ,434 ,435 ,439 ,440 ,553 ,605 ,922
FIAT	9659167380	402102-00-4	220 ,221 ,351 ,418 ,419 ,421 ,432 ,433 ,434 ,435 ,439 ,440 ,553 ,605 ,922
FIAT	9659268380	402102-00-4	220 ,221 ,351 ,418 ,419 ,421 ,432 ,433 ,434 ,435 ,439 ,440 ,553 ,605 ,922
FIAT	9659304780	402102-00-4	220 ,221 ,351 ,418 ,419 ,421 ,432 ,433 ,434 ,435 ,439 ,440 ,553 ,605 ,922
FIAT	9661571280	432106-00-4	221 ,351 ,418 ,419 ,421 ,432 ,433 ,434 ,435 ,440 ,553 ,605 ,922
FIAT	9661571380	432106-00-4	221 ,351 ,418 ,419 ,421 ,432 ,433 ,434 ,435 ,440 ,553 ,605 ,922

FORD	1096238	432106-00-4	221 ,351 ,418 ,419 ,421 ,432 ,433 ,434 ,435 ,440 ,553 ,605 ,922
FORD	1099772	402102-00-4	220 ,221 ,351 ,418 ,419 ,421 ,432 ,433 ,434 ,435 ,439 ,440 ,553 ,605 ,922
FORD	1099876	402102-00-4	220 ,221 ,351 ,418 ,419 ,421 ,432 ,433 ,434 ,435 ,439 ,440 ,553 ,605 ,922
FORD	1111913	432103-00-4	416
FORD	1111914	432103-25-4	416
FORD	1131846	402105-00-4	416
FORD	1131847	402105-25-4	416
FORD	1142358	401103-00-4	207 ,208 ,209 ,210 ,291 ,343 ,411 ,412 ,420 ,430 ,654 ,771 ,780 ,854 ,909 ,910 ,1205 ,1206 ,1281 ,1403 ,1404
FORD	1143673	402102-00-4	220 ,221 ,351 ,418 ,419 ,421 ,432 ,433 ,434 ,435 ,439 ,440 ,553 ,605 ,922
FORD	1143842	402102-00-4	220 ,221 ,351 ,418 ,419 ,421 ,432 ,433 ,434 ,435 ,439 ,440 ,553 ,605 ,922
FORD	1151410	402105-50-4	416
FORD	1214454	402102-00-4	220 ,221 ,351 ,418 ,419 ,421 ,432 ,433 ,434 ,435 ,439 ,440 ,553 ,605 ,922
FORD	1229674	432109-00-4 432112-00-4	208 ,209 ,291 ,343 ,411 ,412 ,420 ,430 ,771 ,780 ,909 ,1206 ,1404



OE- Reference

OE- Manu.	Reference-No.	SM-No.	On Page
FORD	1229674	432109-00-4 432112-00-4	208 ,209 ,291 ,343 ,411 ,412 ,420 ,430 ,771 ,780 ,909 ,1206 ,1404
FORD	1229675	432109-00-4 432112-00-4	208 ,209 ,291 ,343 ,411 ,412 ,420 ,430 ,771 ,780 ,909 ,1206 ,1404
FORD	1320229	402105-00-4	416
FORD	1320230	402105-25-4	416
FORD	1347408	432106-00-4	221 ,351 ,418 ,419 ,421 ,432 ,433 ,434 ,435 ,440 ,553 ,605 ,922
FORD	1347410	432106-00-4	221 ,351 ,418 ,419 ,421 ,432 ,433 ,434 ,435 ,440 ,553 ,605 ,922
FORD	1365173	402105-00-4	416
FORD	1445920	432109-00-4 432112-00-4	208 ,209 ,291 ,343 ,411 ,412 ,420 ,430 ,771 ,780 ,909 ,1206 ,1404
FORD	1445921	432109-00-4 432112-00-4	208 ,209 ,291 ,343 ,411 ,412 ,420 ,430 ,771 ,780 ,909 ,1206 ,1404
FORD	1447990	401103-00-4	207 ,208 ,209 ,210 ,291 ,343 ,411 ,412 ,420 ,430 ,654 ,771 ,780 ,854 ,909 ,910 ,1205 ,1206 ,1281 ,1403 ,1404
FORD	1447991	401103-00-4	207 ,208 ,209 ,210 ,291 ,343 ,411 ,412 ,420 ,430 ,654 ,771 ,780 ,854 ,909 ,910 ,1205 ,1206 ,1281 ,1403 ,1404
FORD	1448136	411102-00-1	207 ,208 ,209 ,210 ,291 ,343 ,411 ,412 ,420 ,430 ,654 ,771 ,780 ,854 ,909 ,910 ,1205 ,1206 ,1281 ,1404
FORD	1465139	402105-00-4	416
FORD	1465159	402105-00-4	416
FORD	1465160	402105-00-4	416
FORD	1473016	409605-00-4	299 ,1199 ,1237 ,1243 ,1246
FORD	1473045	409605-00-4	299 ,1199 ,1237 ,1243 ,1246
FORD	1473046	409605-00-4	299 ,1199 ,1237 ,1243 ,1246
FORD	1473047	409605-00-4	299 ,1199 ,1237 ,1243 ,1246
FORD	1479843	432109-00-4 432112-00-4	208 ,209 ,291 ,343 ,411 ,412 ,420 ,430 ,771 ,780 ,909 ,1206 ,1404
FORD	1489138	431103-00-4	207 ,291 ,411 ,654 ,909 ,1205 ,1237
FORD	1501854	402106-00-4	422
FORD	1501860	402106-00-4 402106-25-4	422
FORD	1501862	402106-00-4	422
FORD	1501864	402106-00-4	422
FORD	1502174	402106-00-4	422
FORD	1502176	402106-00-4	422
FORD	1502178	402106-00-4 402106-25-4	422
FORD	1502180	402106-00-4	422
FORD	1502182	402106-00-4	422
FORD	1502213	402106-00-4	422
FORD	1502215	402106-00-4	422
FORD	1502217	402106-00-4 402106-25-4	422
FORD	1502219	402106-00-4	422
FORD	1502221	402106-00-4	422
FORD	1522963	431103-00-4	207 ,291 ,411 ,654 ,909 ,1205 ,1237
FORD	1526692	432109-00-4 432112-00-4	208 ,209 ,291 ,343 ,411 ,412 ,420 ,430 ,771 ,780 ,909 ,1206 ,1404
FORD	1618034	432109-00-4 432112-00-4	208 ,209 ,291 ,343 ,411 ,412 ,420 ,430 ,771 ,780 ,909 ,1206 ,1404
FORD	1620801	402106-00-4	422
FORD	1620803	402106-00-4	422
FORD	1663867	402104-00-4	412 ,413 ,415 ,416 ,417 ,431 ,432 ,439 ,657 ,658 ,659 ,817
FORD	1663871	402104-00-4	412 ,413 ,415 ,416 ,417 ,431 ,432 ,439 ,657 ,658 ,659 ,817
FORD	1676571	402102-00-4	220 ,221 ,351 ,418 ,419 ,421 ,432 ,433 ,434 ,435 ,439 ,440 ,553 ,605 ,922
FORD	1676573	402102-00-4	220 ,221 ,351 ,418 ,419 ,421 ,432 ,433 ,434 ,435 ,439 ,440 ,553 ,605 ,922
FORD	1676574	402102-00-4	220 ,221 ,351 ,418 ,419 ,421 ,432 ,433 ,434 ,435 ,439 ,440 ,553 ,605 ,922
FORD	1676575	402102-00-4	220 ,221 ,351 ,418 ,419 ,421 ,432 ,433 ,434 ,435 ,439 ,440 ,553 ,605 ,922
FORD	1716882	402102-00-4	220 ,221 ,351 ,418 ,419 ,421 ,432 ,433 ,434 ,435 ,439 ,440 ,553 ,605 ,922
FORD	198586150	402113-00-3	411
FORD	1S4Q6333AB	402105-00-4	416

OE- Reference



OE- Manu.	Reference-No.	SM-No.	On Page
FORD	1S4Q6333AB	402105-00-4	416
FORD	1S4Q6333CB	402105-25-4	416
FORD	1S4Q6333EB	402105-50-4	416
FORD	1S7G6211	432117-00-4	417 ,420 ,434 ,657 ,659 ,663 ,819 ,1407
FORD	1S7G6A333	402112-00-4	417 ,420 ,421 ,434 ,657 ,659 ,663 ,1407
FORD	1S7G6A338	402112-00-4	417 ,420 ,421 ,434 ,657 ,659 ,663 ,1407
FORD	257Q6330A1A	402102-00-4	220 ,221 ,351 ,418 ,419 ,421 ,432 ,433 ,434 ,435 ,439 ,440 ,553 ,605 ,922
FORD	2S6Q6333AA	401103-00-4	207 ,208 ,209 ,210 ,291 ,343 ,411 ,412 ,420 ,430 ,654 ,771 ,780 ,854 ,909 ,910 ,1205 ,1206 ,1281 ,1403 ,1404
FORD	2S6Q6A338AB	401103-00-4	207 ,208 ,209 ,210 ,291 ,343 ,411 ,412 ,420 ,430 ,654 ,771 ,780 ,854 ,909 ,910 ,1205 ,1206 ,1281 ,1403 ,1404
FORD	2S6Q6A338BB	401103-00-4	207 ,208 ,209 ,210 ,291 ,343 ,411 ,412 ,420 ,430 ,654 ,771 ,780 ,854 ,909 ,910 ,1205 ,1206 ,1281 ,1403 ,1404
FORD	2S6Q6A339BA	411102-00-1	207 ,208 ,209 ,210 ,291 ,343 ,411 ,412 ,420 ,430 ,654 ,771 ,780 ,854 ,909 ,910 ,1205 ,1206 ,1281 ,1404
FORD	2S7Q6333AA	402102-00-4	220 ,221 ,351 ,418 ,419 ,421 ,432 ,433 ,434 ,435 ,439 ,440 ,553 ,605 ,922
FORD	2S7Q6A338AA	402102-00-4	220 ,221 ,351 ,418 ,419 ,421 ,432 ,433 ,434 ,435 ,439 ,440 ,553 ,605 ,922
FORD	2S7Q6W332AA	402102-00-4	220 ,221 ,351 ,418 ,419 ,421 ,432 ,433 ,434 ,435 ,439 ,440 ,553 ,605 ,922
FORD	361501	432102-00-4	412 ,413 ,415 ,417 ,420 ,432 ,439 ,658
FORD	3S7G6211	432117-00-4	417 ,420 ,434 ,657 ,659 ,663 ,819 ,1407
FORD	415F6K371NA	402106-00-4	422
FORD	4C1Q6211AAA	432106-00-4	221 ,351 ,418 ,419 ,421 ,432 ,433 ,434 ,435 ,440 ,553 ,605 ,922
FORD	4C1Q6211BAA	432106-00-4	221 ,351 ,418 ,419 ,421 ,432 ,433 ,434 ,435 ,440 ,553 ,605 ,922
FORD	4M5Q6333AA	402105-00-4	416
FORD	4M5Q6333CA	402105-25-4	416
FORD	4M5Q6A339AA	402105-00-4	416
FORD	6120799	402106-00-4 402106-25-4	422
FORD	6135914	402106-00-4	422
FORD	614010	402103-50-4	421 ,422 ,423 ,435 ,436
FORD	6146008	402103-00-4	421 ,422 ,423 ,435 ,436
FORD	6146009	402103-25-4	421 ,422 ,423 ,435 ,436
FORD	6175427	402105-00-4	416
FORD	6175428	402105-25-4	416
FORD	6175429	402105-00-4	416
FORD	6175430	402105-25-4	416
FORD	6175651	432103-00-4	416
FORD	6192407	432103-00-4	416
FORD	6192408	432103-25-4	416
FORD	6192409	432103-50-4	416
FORD	6636326	432102-00-4	412 ,413 ,415 ,417 ,420 ,432 ,439 ,658
FORD	6646690	402104-00-4	412 ,413 ,415 ,416 ,417 ,431 ,432 ,439 ,657 ,658 ,659 ,817
FORD	6646692	402104-00-4	412 ,413 ,415 ,416 ,417 ,431 ,432 ,439 ,657 ,658 ,659 ,817
FORD	6646693	402104-00-4	412 ,413 ,415 ,416 ,417 ,431 ,432 ,439 ,657 ,658 ,659 ,817
FORD	6646695	402104-00-4	412 ,413 ,415 ,416 ,417 ,431 ,432 ,439 ,657 ,658 ,659 ,817
FORD	6656284	432102-00-4 432102-25-4	412 ,413 ,415 ,417 ,420 ,432 ,439 ,658
FORD	6656284236	432102-00-4	412 ,413 ,415 ,417 ,420 ,432 ,439 ,658
FORD	6795655	402105-00-4	416
FORD	6795658	402105-25-4	416
FORD	679567	402105-00-4	416
FORD	693F6K371AAA	409605-00-4	299 ,1199 ,1237 ,1243 ,1246
FORD	693F6K371ABA	409605-00-4	299 ,1199 ,1237 ,1243 ,1246
FORD	693F6K371ACA	409605-00-4	299 ,1199 ,1237 ,1243 ,1246
FORD	693F6K371ADA	409605-00-4	299 ,1199 ,1237 ,1243 ,1246
FORD	693F6K371AEA	409605-00-4	299 ,1199 ,1237 ,1243 ,1246
FORD	6M8G-6333-AB	402112-00-4	417 ,420 ,421 ,434 ,657 ,659 ,663 ,1407
FORD	6M8G-6A338-AB	402112-00-4	417 ,420 ,421 ,434 ,657 ,659 ,663 ,1407
FORD	6Q6A338AB	401103-00-4	207 ,208 ,209 ,210 ,291 ,343 ,411 ,412 ,420 ,430 ,654 ,771 ,780 ,854 ,909 ,910 ,1205 ,1206 ,1281 ,1403 ,1404



OE- Reference

OE- Manu.	Reference-No.	SM-No.	On Page
FORD	6Q6A338AB	401103-00-4	207 ,208 ,209 ,210 ,291 ,343 ,411 ,412 ,420 ,430 ,654 ,771 ,780 ,854 ,909 ,910 ,1205 ,1206 ,1281 ,1403 ,1404
FORD	715F6211AA2F	432105-00-4 432105-25-4	421 ,422 ,423 ,436
FORD	715F6333AA2A	402106-00-4	422
FORD	715F6333AA2B	402106-00-4	422
FORD	715F6333AA2C	402106-00-4 402106-25-4	422
FORD	715F6333AA2D	402106-00-4	422
FORD	715F6333AA2E	402106-00-4	422
FORD	715F6337AA2A	402106-00-4	422
FORD	715F6337AA2B	402106-00-4	422
FORD	715F6337AA2C	402106-00-4 402106-25-4	422
FORD	715F6337AA2D	402106-00-4	422
FORD	715F6337AA2E	402106-00-4	422
FORD	715F6342AA2A	402106-00-4	422
FORD	715F6342AA2B	402106-00-4	422
FORD	715F6342AA2C	402106-00-4 402106-25-4	422
FORD	715F6342AA2D	402106-00-4	422
FORD	715F6342AA2E	402106-00-4	422
FORD	715F6K371AA1A	402106-00-4	422
FORD	715F6K371AA1C	402106-00-4 402106-25-4	422
FORD	715F6K371AA1E	402106-00-4	422
FORD	715F6K371NA	402106-00-4	422
FORD	826F6K371A1A	409605-00-4	299 ,1199 ,1237 ,1243 ,1246
FORD	826F6K371C1A	409605-00-4	299 ,1199 ,1237 ,1243 ,1246
FORD	826F6K371E1A	409605-00-4	299 ,1199 ,1237 ,1243 ,1246
FORD	826F6K371G1A	409605-00-4	299 ,1199 ,1237 ,1243 ,1246
FORD	826F6K371J1A	409605-00-4	299 ,1199 ,1237 ,1243 ,1246
FORD	826F6K371L1A	409605-00-4	299 ,1199 ,1237 ,1243 ,1246
FORD	844F6333AAA	402103-00-4	421 ,422 ,423 ,435 ,436
FORD	844F6333AAA-COMB	402103-00-4	421 ,422 ,423 ,435 ,436
FORD	844F6337AAA	402103-00-4	421 ,422 ,423 ,435 ,436
FORD	844F6337AAAA	402103-00-4	421 ,422 ,423 ,435 ,436
FORD	844F6342AAA	402103-00-4	421 ,422 ,423 ,435 ,436
FORD	844F6A338AAA	402103-00-4	421 ,422 ,423 ,435 ,436
FORD	844F6K371AB	402103-00-4	421 ,422 ,423 ,435 ,436
FORD	844F6K371BB	402103-25-4	421 ,422 ,423 ,435 ,436
FORD	844F6K371CB	402103-50-4	421 ,422 ,423 ,435 ,436
FORD	845F6A339AAA	402103-00-4	421 ,422 ,423 ,435 ,436
FORD	845F6K371NA	402103-00-4	421 ,422 ,423 ,435 ,436
FORD	89FF6211A1B	432103-00-4	416
FORD	89FF6211A2A	432103-00-4	416
FORD	89FF6211B1B	432103-25-4	416
FORD	89FF6211C1A	432103-00-4 432103-50-4	416
FORD	89FF6333AA	402105-00-4	416
FORD	89FF6333CA	402105-25-4	416
FORD	89FF6337AA	402105-00-4	416
FORD	89FF6337CA	402105-25-4	416
FORD	91FF6337AA	402105-00-4	416
FORD	91FF6337CA	402105-25-4	416
FORD	91FF6A339AA	402105-00-4	416
FORD	91FF6A339CA	402105-25-4	416
FORD	928M6211A2F	432102-00-4	412 ,413 ,415 ,417 ,420 ,432 ,439 ,658
FORD	928M6211C2F	432102-00-4 432102-25-4	412 ,413 ,415 ,417 ,420 ,432 ,439 ,658

OE- Reference



OE- Manu.	Reference-No.	SM-No.	On Page
FORD	928M6211C2F	432102-00-4 432102-25-4	412 ,413 ,415 ,417 ,420 ,432 ,439 ,658
FORD	928M6333AID	402104-00-4	412 ,413 ,415 ,416 ,417 ,431 ,432 ,439 ,657 ,658 ,659 ,817
FORD	928M6333CID	402104-00-4	412 ,413 ,415 ,416 ,417 ,431 ,432 ,439 ,657 ,658 ,659 ,817
FORD	928M6337AID	402104-00-4	412 ,413 ,415 ,416 ,417 ,431 ,432 ,439 ,657 ,658 ,659 ,817
FORD	928M6337CID	402104-00-4	412 ,413 ,415 ,416 ,417 ,431 ,432 ,439 ,657 ,658 ,659 ,817
FORD	928M6338AID	402104-00-4	412 ,413 ,415 ,416 ,417 ,431 ,432 ,439 ,657 ,658 ,659 ,817
FORD	928M6338CID	402104-00-4	412 ,413 ,415 ,416 ,417 ,431 ,432 ,439 ,657 ,658 ,659 ,817
FORD	98MM6211A	432114-00-4	413 ,416 ,431 ,656
FORD	BF0X6337AA	400803-00-6	232 ,424 ,1220 ,1525
FORD	BK2Q6333BAA	402102-00-4	220 ,221 ,351 ,418 ,419 ,421 ,432 ,433 ,434 ,435 ,439 ,440 ,553 ,605 ,922
FORD	BK2Q6337AAB	402102-00-4	220 ,221 ,351 ,418 ,419 ,421 ,432 ,433 ,434 ,435 ,439 ,440 ,553 ,605 ,922
FORD	BK2Q6A338BAA	402102-00-4	220 ,221 ,351 ,418 ,419 ,421 ,432 ,433 ,434 ,435 ,439 ,440 ,553 ,605 ,922
FORD	BK2Q6W331AAA	402102-00-4	220 ,221 ,351 ,418 ,419 ,421 ,432 ,433 ,434 ,435 ,439 ,440 ,553 ,605 ,922
FORD	BK2Q6W332AAA	402102-00-4	220 ,221 ,351 ,418 ,419 ,421 ,432 ,433 ,434 ,435 ,439 ,440 ,553 ,605 ,922
FORD	CJ5E-6337-AA	402112-00-4	417 ,420 ,421 ,434 ,657 ,659 ,663 ,1407
FORD	CM5G-6K325-EA	402113-00-3	411
FORD	CM5G6211DA	432119-00-3	411
FORD	XS7Q6211BA	432106-00-4	221 ,351 ,418 ,419 ,421 ,432 ,433 ,434 ,435 ,440 ,553 ,605 ,922
FORD	XS7Q6333AB	402102-00-4	220 ,221 ,351 ,418 ,419 ,421 ,432 ,433 ,434 ,435 ,439 ,440 ,553 ,605 ,922
FORD	XS7Q6337AB	402102-00-4	220 ,221 ,351 ,418 ,419 ,421 ,432 ,433 ,434 ,435 ,439 ,440 ,553 ,605 ,922
FORD	XS7Q6A338AC	402102-00-4	220 ,221 ,351 ,418 ,419 ,421 ,432 ,433 ,434 ,435 ,439 ,440 ,553 ,605 ,922
FORD	XS7Q6W331AB	402102-00-4	220 ,221 ,351 ,418 ,419 ,421 ,432 ,433 ,434 ,435 ,439 ,440 ,553 ,605 ,922
FORD	XS7Q6W332AB	402102-00-4	220 ,221 ,351 ,418 ,419 ,421 ,432 ,433 ,434 ,435 ,439 ,440 ,553 ,605 ,922
FORD	YS4Q6211AA	432103-00-4	416
FORD	YS4Q6211BA	432103-25-4	416

GM	93184458	430302-00-4	97 ,98 ,142 ,145 ,154 ,166 ,167 ,168 ,169 ,170 ,171 ,248 ,344 ,462 ,463 ,814 ,820 ,853 ,854 ,855 ,856 ,858 ,859 ,1061 ,1206 ,1279 ,1281 ,1282 ,1285
GM	93744930	430302-00-4	97 ,98 ,142 ,145 ,154 ,166 ,167 ,168 ,169 ,170 ,171 ,248 ,344 ,462 ,463 ,814 ,820 ,853 ,854 ,855 ,856 ,858 ,859 ,1061 ,1206 ,1279 ,1281 ,1282 ,1285
GM	96351662	430302-00-4	97 ,98 ,142 ,145 ,154 ,166 ,167 ,168 ,169 ,170 ,171 ,248 ,344 ,462 ,463 ,814 ,820 ,853 ,854 ,855 ,856 ,858 ,859 ,1061 ,1206 ,1279 ,1281 ,1282 ,1285
GM	98073966	433525-00-4	856 ,1282

HYUNDAI	0421C	432408-00-4 432408-25-4 432408-50-4	785
HYUNDAI	21020-02540	402402-00-4	288 ,478 ,571
HYUNDAI	21020-03010	402412-00-4	
HYUNDAI	21020-03010 -025	402412-25-4	
HYUNDAI	21020-03010 -050	402412-50-4	
HYUNDAI	21020-22100	402401-00-4	478 ,479 ,485 ,572 ,578
HYUNDAI	21020-22200	402401-00-4	478 ,479 ,485 ,572 ,578
HYUNDAI	21020-22541	402401-00-4	478 ,479 ,485 ,572 ,578
HYUNDAI	21020-26200	402401-00-4	478 ,479 ,485 ,572 ,578
HYUNDAI	21020-26962	402401-50-4	478 ,479 ,485 ,572 ,578
HYUNDAI	21020-26985	402401-25-4	478 ,479 ,485 ,572 ,578
HYUNDAI	21020-27902	402414-00-3	480
HYUNDAI	21020-27905	402414-00-4	480 ,488 ,573
HYUNDAI	21020-2F900	402408-00-4	481 ,573
HYUNDAI	21020-42033	402420-00-4	
HYUNDAI	21020-4A900	402409-00-4	481 ,574
HYUNDAI	21020-4A920	402409-00-4	481 ,574
HYUNDAI	2102003000	405305-00-4	478 ,571
HYUNDAI	2102027902	402414-00-3	480
HYUNDAI	2102027905	402421-00-4	
HYUNDAI	2102042033	402420-00-4	
HYUNDAI	210302F900	412401-00-2	481 ,573
HYUNDAI	212312F000	412401-00-2	481 ,573



OE- Reference

OE- Manu.	Reference-No.	SM-No.	On Page
HYUNDAI	212312F000	412401-00-2	481 ,573
HYUNDAI	23060-02500	432402-00-4	288 ,478 ,571
HYUNDAI	23060-02700	432402-00-4	288 ,478 ,571
HYUNDAI	23060-02791	432402-25-4	288 ,478 ,571
HYUNDAI	23060-02792	432402-50-4	288 ,478 ,571
HYUNDAI	23060-03010	432415-00-4	
HYUNDAI	23060-03010 -025	432415-25-4	
HYUNDAI	23060-03010 -050	432415-50-4	
HYUNDAI	23060-22952	432401-50-4	
HYUNDAI	23060-26425	432401-00-4	
HYUNDAI	23060-26985	432401-25-4	
HYUNDAI	23060-27900	432418-00-4	480 ,488 ,573
HYUNDAI	23060-27920	432418-00-3	480
HYUNDAI	23060-2A902	432413-00-4	478 ,479 ,572
HYUNDAI	23060-2A923	432413-00-4	478 ,479 ,572
HYUNDAI	23060-2F000	432410-00-4	481 ,573
HYUNDAI	23060-2F400	432410-00-4	481 ,573
HYUNDAI	23060-2F900	432410-00-4	481 ,573
HYUNDAI	23060-41910	432408-00-4 432408-25-4 432408-50-4	785
HYUNDAI	23060-42001	432406-00-4	482 ,574
HYUNDAI	23060-4A900	432412-00-4	481 ,574
HYUNDAI	2306027920	432418-00-3	480
HYUNDAI	2308004000	435306-00-4	478 ,485 ,571 ,572 ,578
HYUNDAI	2361145020	437201-00-4	
HYUNDAI	2361245020	437201-00-4	
HYUNDAI	ME012205	432408-00-4 432408-25-4 432408-50-4	785
HYUNDAI	ME999250	432408-00-4 432408-25-4 432408-50-4	785
HYUNDAI	ME999654	432408-00-4 432408-25-4 432408-50-4	785

ISUZU	8-94125-744	403520-00-4	157 ,458 ,498 ,499 ,864 ,1291
ISUZU	8-94168-552	403520-00-4	157 ,458 ,498 ,499 ,864 ,1291
ISUZU	8-94168-552-0	403520-00-4	157 ,458 ,498 ,499 ,864 ,1291
ISUZU	8-94453-761	403520-00-4	157 ,458 ,498 ,499 ,864 ,1291
ISUZU	8-94453-761-0	403520-00-4	157 ,458 ,498 ,499 ,864 ,1291
ISUZU	8-94481-026-8	403520-00-4	157 ,458 ,498 ,499 ,864 ,1291
ISUZU	8-94481-026/028-0	403520-00-4	157 ,458 ,498 ,499 ,864 ,1291
ISUZU	8-94481-029-31	403520-00-4	157 ,458 ,498 ,499 ,864 ,1291
ISUZU	8-97063-258-0	403520-00-4	157 ,458 ,498 ,499 ,864 ,1291
ISUZU	894125744	403504-00-4	94 ,157 ,443 ,452 ,455 ,458 ,465 ,498 ,499 ,502 ,550 ,864 ,1291
ISUZU	894125747	433505-00-4	94 ,99 ,157 ,173 ,452 ,455 ,458 ,465 ,468 ,498 ,499 ,502 ,550 ,863 ,864 ,1290 ,1291
ISUZU	894130923	413503-00-1	94 ,157 ,443 ,452 ,455 ,458 ,465 ,498 ,499 ,502 ,864 ,1291
ISUZU	8941309230	413503-00-1	94 ,157 ,443 ,452 ,455 ,458 ,465 ,498 ,499 ,502 ,864 ,1291
ISUZU	894151604	433507-50-4	169 ,498 ,656 ,855 ,856 ,858 ,1281 ,1282 ,1283
ISUZU	894151605	433507-50-4	169 ,498 ,656 ,855 ,856 ,858 ,1281 ,1282 ,1283
ISUZU	894151606	433507-50-4	169 ,498 ,656 ,855 ,856 ,858 ,1281 ,1282 ,1283
ISUZU	894154014	403505-00-4	169 ,463 ,468 ,498 ,656 ,855 ,856 ,859 ,1281 ,1282 ,1283 ,1285
ISUZU	8941540147	403505-00-4	169 ,463 ,468 ,498 ,656 ,855 ,856 ,859 ,1281 ,1282 ,1283 ,1285
ISUZU	894154015	403505-00-4	169 ,463 ,468 ,498 ,656 ,855 ,856 ,859 ,1281 ,1282 ,1283 ,1285
ISUZU	894154016	403505-00-4	169 ,463 ,468 ,498 ,656 ,855 ,856 ,859 ,1281 ,1282 ,1283 ,1285
ISUZU	894154017	403505-00-4	169 ,463 ,468 ,498 ,656 ,855 ,856 ,859 ,1281 ,1282 ,1283 ,1285
ISUZU	894168552	403504-00-4	94 ,157 ,443 ,452 ,455 ,458 ,465 ,498 ,499 ,502 ,550 ,864 ,1291
ISUZU	8941685520	403504-00-4	94 ,157 ,443 ,452 ,455 ,458 ,465 ,498 ,499 ,502 ,550 ,864 ,1291

OE- Reference



OE- Manu.	Reference-No.	SM-No.	On Page
ISUZU	8941685520	403504-00-4	94 ,157 ,443 ,452 ,455 ,458 ,465 ,498 ,499 ,502 ,550 ,864 ,1291
ISUZU	8941685530	403510-00-4	99 ,173 ,465 ,468 ,499 ,863 ,1290
ISUZU	894168554	413503-00-1	94 ,157 ,443 ,452 ,455 ,458 ,465 ,498 ,499 ,502 ,864 ,1291
ISUZU	894314253	433507-00-4	169 ,498 ,656 ,855 ,856 ,858 ,1281 ,1282 ,1283
ISUZU	894314254	433507-00-4	169 ,498 ,656 ,855 ,856 ,858 ,1281 ,1282 ,1283
ISUZU	894314255	433507-00-4	169 ,498 ,656 ,855 ,856 ,858 ,1281 ,1282 ,1283
ISUZU	8943143140	403510-00-4	99 ,173 ,465 ,468 ,499 ,863 ,1290
ISUZU	894324159	433505-00-4	94 ,99 ,157 ,173 ,452 ,455 ,458 ,465 ,468 ,498 ,499 ,502 ,550 ,863 ,864 ,1290 ,1291
ISUZU	8943385810	403510-00-4	99 ,173 ,465 ,468 ,499 ,863 ,1290
ISUZU	8943406930	403510-00-4	99 ,173 ,465 ,468 ,499 ,863 ,1290
ISUZU	8943406940	403510-00-4	99 ,173 ,465 ,468 ,499 ,863 ,1290
ISUZU	8943406950	403510-00-4	99 ,173 ,465 ,468 ,499 ,863 ,1290
ISUZU	894381678	433507-00-4	169 ,498 ,656 ,855 ,856 ,858 ,1281 ,1282 ,1283
ISUZU	894381679	433507-00-4	169 ,498 ,656 ,855 ,856 ,858 ,1281 ,1282 ,1283
ISUZU	894381680	433507-00-4	169 ,498 ,656 ,855 ,856 ,858 ,1281 ,1282 ,1283
ISUZU	894381684	403505-00-4	169 ,463 ,468 ,498 ,656 ,855 ,856 ,859 ,1281 ,1282 ,1283 ,1285
ISUZU	894381685	403505-00-4	169 ,463 ,468 ,498 ,656 ,855 ,856 ,859 ,1281 ,1282 ,1283 ,1285
ISUZU	894381686	403505-00-4	169 ,463 ,468 ,498 ,656 ,855 ,856 ,859 ,1281 ,1282 ,1283 ,1285
ISUZU	894381687	403505-00-4	169 ,463 ,468 ,498 ,656 ,855 ,856 ,859 ,1281 ,1282 ,1283 ,1285
ISUZU	894453761	403504-00-4	94 ,157 ,443 ,452 ,455 ,458 ,465 ,498 ,499 ,502 ,550 ,864 ,1291
ISUZU	894453762	413503-00-1	94 ,157 ,443 ,452 ,455 ,458 ,465 ,498 ,499 ,502 ,864 ,1291
ISUZU	8944621310	403510-00-4	99 ,173 ,465 ,468 ,499 ,863 ,1290
ISUZU	89447052730	403505-00-4	169 ,463 ,468 ,498 ,656 ,855 ,856 ,859 ,1281 ,1282 ,1283 ,1285
ISUZU	894472613	433507-25-4	169 ,498 ,656 ,855 ,856 ,858 ,1281 ,1282 ,1283
ISUZU	894472614	433507-25-4	169 ,498 ,656 ,855 ,856 ,858 ,1281 ,1282 ,1283
ISUZU	894472615	433507-25-4	169 ,498 ,656 ,855 ,856 ,858 ,1281 ,1282 ,1283
ISUZU	8944810268	403504-00-4	94 ,157 ,443 ,452 ,455 ,458 ,465 ,498 ,499 ,502 ,550 ,864 ,1291
ISUZU	89448102931	403504-00-4	94 ,157 ,443 ,452 ,455 ,458 ,465 ,498 ,499 ,502 ,550 ,864 ,1291
ISUZU	8970632610	403510-00-4	99 ,173 ,465 ,468 ,499 ,863 ,1290
ISUZU	8970632620	403510-00-4	99 ,173 ,465 ,468 ,499 ,863 ,1290
ISUZU	8970632630	403510-00-4	99 ,173 ,465 ,468 ,499 ,863 ,1290
ISUZU	89953520	413503-00-1	94 ,157 ,443 ,452 ,455 ,458 ,465 ,498 ,499 ,502 ,864 ,1291
ISUZU	911581057	413503-00-1	94 ,157 ,443 ,452 ,455 ,458 ,465 ,498 ,499 ,502 ,864 ,1291
ISUZU	94340693	403510-00-4	99 ,173 ,465 ,468 ,499 ,863 ,1290
ISUZU	94340694	403510-00-4	99 ,173 ,465 ,468 ,499 ,863 ,1290
ISUZU	94340695	403510-00-4	99 ,173 ,465 ,468 ,499 ,863 ,1290
ISUZU	97063261	403510-00-4	99 ,173 ,465 ,468 ,499 ,863 ,1290
ISUZU	97063262	403510-00-4	99 ,173 ,465 ,468 ,499 ,863 ,1290
ISUZU	97063263	403510-00-4	99 ,173 ,465 ,468 ,499 ,863 ,1290

IVECO	1698679	432003-25-4	354 ,355 ,356 ,358 ,361 ,362 ,368 ,369 ,370 ,539 ,541 ,1249
IVECO	1698680	432003-50-4	354 ,355 ,356 ,358 ,361 ,362 ,368 ,369 ,370 ,539 ,541 ,1249
IVECO	1900814	402005-00-4	341 ,343 ,595 ,1129 ,1540
IVECO	1901202	412060-00-2	364 ,546
IVECO	1901367	402010-00-6	32 ,365 ,547 ,1249
IVECO	1901368	402010-25-6	32 ,365 ,547 ,1249
IVECO	1901385	412005-00-2	355 ,356 ,357 ,358 ,359 ,360 ,361 ,362 ,363 ,368 ,369 ,370 ,371 ,539 ,541 ,542 ,543 ,544 ,799
IVECO	1901386	412005-00-2	355 ,356 ,357 ,358 ,359 ,360 ,361 ,362 ,363 ,368 ,369 ,370 ,371 ,539 ,541 ,542 ,543 ,544 ,799
IVECO	1901424	402003-00-1 402003-00-4 432003-00-4	354 ,355 ,356 ,357 ,358 ,361 ,362 ,368 ,369 ,370 ,539 ,541 ,1249
IVECO	1901425	402003-25-4	355 ,356 ,358 ,368 ,369 ,541 ,1249
IVECO	1901426	402003-50-4	355 ,356 ,358 ,368 ,369 ,541 ,1249
IVECO	1901427	402003-75-4	355 ,356 ,358 ,368 ,369 ,541 ,1249
IVECO	1901609	432003-00-4	354 ,355 ,356 ,358 ,361 ,362 ,368 ,369 ,370 ,539 ,541 ,1249
IVECO	1901610	432003-25-4	354 ,355 ,356 ,358 ,361 ,362 ,368 ,369 ,370 ,539 ,541 ,1249
IVECO	1901611	432003-50-4	354 ,355 ,356 ,358 ,361 ,362 ,368 ,369 ,370 ,539 ,541 ,1249
IVECO	1901646	432060-00-6	364 ,546



OE- Reference

OE- Manu.	Reference-No.	SM-No.	On Page
IVECO	1901646	432060-00-6	364 ,546
IVECO	1901647	432060-25-6	364 ,546
IVECO	1901648	432060-50-6	364 ,546
IVECO	1901803	402003-00-1 402003-00-4 405602-00-3 432003-00-4	354 ,355 ,356 ,357 ,358 ,361 ,362 ,368 ,369 ,370 ,539 ,541 ,1249
IVECO	1901804	402003-25-4	355 ,356 ,358 ,368 ,369 ,541 ,1249
IVECO	1901805	402003-50-4	355 ,356 ,358 ,368 ,369 ,541 ,1249
IVECO	1901806	402003-75-4	355 ,356 ,358 ,368 ,369 ,541 ,1249
IVECO	1901926	433815-00-4	15 ,94 ,354 ,537 ,538 ,600 ,757 ,1012 ,1013 ,1047 ,1048 ,1152
IVECO	1901927	433815-25-4	15 ,94 ,354 ,537 ,538 ,600 ,757 ,1012 ,1013 ,1047 ,1048 ,1152
IVECO	1901928	433815-00-4	15 ,94 ,354 ,537 ,538 ,600 ,757 ,1012 ,1013 ,1047 ,1048 ,1152
IVECO	1901985	433807-00-4 433815-00-4	15 ,94 ,224 ,354 ,537 ,538 ,600 ,791 ,864 ,926 ,1012 ,1013 ,1047 ,1048 ,1152 ,1290 ,1291
IVECO	1901986	433807-25-4 433815-25-4	15 ,94 ,224 ,354 ,537 ,538 ,600 ,791 ,864 ,926 ,1012 ,1013 ,1047 ,1048 ,1152 ,1290 ,1291
IVECO	1901987	433807-50-4	15 ,94 ,224 ,354 ,537 ,538 ,600 ,791 ,864 ,926 ,1012 ,1013 ,1047 ,1048 ,1152 ,1290 ,1291
IVECO	1902021	432003-00-4	354 ,355 ,356 ,358 ,361 ,362 ,368 ,369 ,370 ,539 ,541 ,1249
IVECO	1902022	432003-25-4	354 ,355 ,356 ,358 ,361 ,362 ,368 ,369 ,370 ,539 ,541 ,1249
IVECO	1902023	432003-50-4	354 ,355 ,356 ,358 ,361 ,362 ,368 ,369 ,370 ,539 ,541 ,1249
IVECO	1902080	432012-00-6	32 ,365 ,547 ,1249
IVECO	1902081	432012-25-6	32 ,365 ,547 ,1249
IVECO	1902557	402012-00-6	32 ,364 ,545 ,1249
IVECO	1902569	432010-00-6	32 ,364 ,545 ,1249
IVECO	1902570	432010-00-6	32 ,364 ,545 ,1249
IVECO	1908679	402010-25-6	32 ,365 ,547 ,1249
IVECO	1908714	432012-00-6	32 ,365 ,547 ,1249
IVECO	1908947	402012-00-6	32 ,364 ,545 ,1249
IVECO	1908950	432010-00-6	32 ,364 ,545 ,1249
IVECO	1908951	432010-00-6	32 ,364 ,545 ,1249
IVECO	1908952	432010-00-6	32 ,364 ,545 ,1249
IVECO	1909644	432003-25-4	354 ,355 ,356 ,358 ,361 ,362 ,368 ,369 ,370 ,539 ,541 ,1249
IVECO	1930069	402003-00-1 402003-00-4	354 ,355 ,356 ,357 ,358 ,361 ,362 ,368 ,369 ,370 ,539 ,541 ,1249
IVECO	1930070	402003-25-4	355 ,356 ,358 ,368 ,369 ,541 ,1249
IVECO	1930071	402003-50-4	355 ,356 ,358 ,368 ,369 ,541 ,1249
IVECO	1930072	402003-75-4	355 ,356 ,358 ,368 ,369 ,541 ,1249
IVECO	1930176	402009-00-4	355 ,356 ,357 ,358 ,359 ,360 ,361 ,362 ,363 ,368 ,369 ,370 ,371 ,539 ,542 ,543 ,544 ,799
IVECO	1930177	402009-25-4	355 ,356 ,357 ,358 ,359 ,360 ,361 ,362 ,363 ,368 ,369 ,370 ,371 ,539 ,542 ,543 ,544 ,799
IVECO	1930178	402009-50-4	355 ,356 ,357 ,358 ,359 ,360 ,361 ,362 ,363 ,368 ,369 ,370 ,371 ,539 ,542 ,543 ,544 ,799
IVECO	1930181	432009-00-4	356 ,357 ,359 ,360 ,368 ,543
IVECO	1930182	432009-25-4	356 ,357 ,359 ,360 ,368 ,543
IVECO	1930183	432009-50-4	356 ,357 ,359 ,360 ,368 ,543
IVECO	1930184	432009-75-4	356 ,357 ,359 ,360 ,368 ,543
IVECO	1930185	432009-00-4	356 ,357 ,359 ,360 ,368 ,543
IVECO	1930201	432016-00-4	356 ,357 ,359 ,360 ,361 ,368 ,370 ,539 ,541 ,543 ,799
IVECO	1930202	432016-25-4	356 ,357 ,359 ,360 ,361 ,368 ,370 ,539 ,541 ,543 ,799
IVECO	1930812	402009-00-4 402015-00-4	355 ,356 ,357 ,358 ,359 ,360 ,361 ,362 ,363 ,368 ,369 ,370 ,371 ,539 ,542 ,543 ,544 ,799
IVECO	1930813	402015-25-4	357 ,358 ,359 ,360 ,361 ,362 ,363 ,368 ,369 ,370 ,371 ,539 ,541 ,542 ,543 ,544
IVECO	2991500	402011-00-6	32 ,494 ,544
IVECO	2991501	402011-00-6	32 ,494 ,544
IVECO	2991505	402011-50-6	32 ,494 ,544
IVECO	2991506	402011-00-6	32 ,494 ,544
IVECO	2991507	402011-00-6	32 ,494 ,544
IVECO	2991508	402011-00-6	32 ,494 ,544
IVECO	2991511	402011-50-6	32 ,494 ,544

OE- Reference



OE- Manu.	Reference-No.	SM-No.	On Page
IVECO	2991511	402011-50-6	32 ,494 ,544
IVECO	2991514	432013-00-6	32 ,494 ,544
IVECO	2991515	432013-00-6	32 ,494 ,544
IVECO	2992072	432012-25-6	32 ,365 ,547 ,1249
IVECO	2992137	402008-00-6	32 ,250 ,546
IVECO	2992138	402008-00-6	32 ,250 ,546
IVECO	2992143	402008-00-6	32 ,250 ,546
IVECO	2992144	402008-00-6	32 ,250 ,546
IVECO	2992158	432008-00-6	32 ,546
IVECO	2992159	432008-00-6	32 ,546
IVECO	2992534	432002-00-4	352 ,537 ,539
IVECO	2992535	432002-25-4	352 ,537 ,539
IVECO	2992536	432002-50-4	352 ,537 ,539
IVECO	2992537	402002-00-4	225 ,352 ,355 ,537 ,539 ,926
IVECO	2992538	402002-25-4	225 ,352 ,355 ,537 ,539 ,926
IVECO	2995991	402011-00-6	32 ,494 ,544
IVECO	2995992	402011-00-6	32 ,494 ,544
IVECO	2995997	402011-00-6	32 ,494 ,544
IVECO	2995999	432013-00-6	32 ,494 ,544
IVECO	2996000	432013-00-6	32 ,494 ,544
IVECO	2996968	402011-00-6	32 ,494 ,544
IVECO	2996970	402008-00-6	32 ,250 ,546
IVECO	2996971	402008-00-6	32 ,250 ,546
IVECO	2996972	402008-00-6	32 ,250 ,546
IVECO	2996973	402008-00-6	32 ,250 ,546
IVECO	2997957	432012-00-6	32 ,365 ,547 ,1249
IVECO	2997960	402010-00-6	32 ,365 ,547 ,1249
IVECO	342381	402012-00-6	32 ,364 ,545 ,1249
IVECO	342383	402012-00-6	32 ,364 ,545 ,1249
IVECO	342391	402012-00-6	32 ,364 ,545 ,1249
IVECO	342393	402012-00-6	32 ,364 ,545 ,1249
IVECO	342401	402012-00-6	32 ,364 ,545 ,1249
IVECO	342403	402012-00-6	32 ,364 ,545 ,1249
IVECO	342411	402012-00-6	32 ,364 ,545 ,1249
IVECO	342413	402012-00-6	32 ,364 ,545 ,1249
IVECO	345911	432010-00-6	32 ,364 ,545 ,1249
IVECO	345913	432010-00-6	32 ,364 ,545 ,1249
IVECO	345921	432010-00-6	32 ,364 ,545 ,1249
IVECO	345923	432010-00-6	32 ,364 ,545 ,1249
IVECO	35658-3810	432012-25-6	32 ,365 ,547 ,1249
IVECO	356582	432012-00-6	32 ,365 ,547 ,1249
IVECO	356583	432012-00-6	32 ,365 ,547 ,1249
IVECO	36375-3810	433807-25-4	15 ,94 ,224 ,354 ,537 ,538 ,600 ,791 ,864 ,926 ,1012 ,1013 ,1047 ,1048 ,1152 ,1290 ,1291
IVECO	36375-3820	433807-50-4	15 ,94 ,224 ,354 ,537 ,538 ,600 ,791 ,864 ,926 ,1012 ,1013 ,1047 ,1048 ,1152 ,1290 ,1291
IVECO	363753	433807-00-4	15 ,94 ,224 ,354 ,537 ,538 ,600 ,791 ,864 ,926 ,1012 ,1013 ,1047 ,1048 ,1152 ,1290 ,1291
IVECO	4698677	432003-00-4	354 ,355 ,356 ,358 ,361 ,362 ,368 ,369 ,370 ,539 ,541 ,1249
IVECO	4754062	402009-00-4	355 ,356 ,357 ,358 ,359 ,360 ,361 ,362 ,363 ,368 ,369 ,370 ,371 ,539 ,542 ,543 ,544 ,799
IVECO	4754064	402009-00-4	355 ,356 ,357 ,358 ,359 ,360 ,361 ,362 ,363 ,368 ,369 ,370 ,371 ,539 ,542 ,543 ,544 ,799
IVECO	4776216	442060-00-6	32 ,364 ,365 ,546 ,547 ,1249
IVECO	4780628	432009-00-4	356 ,357 ,359 ,360 ,368 ,543
IVECO	4836537	402009-00-4	355 ,356 ,357 ,358 ,359 ,360 ,361 ,362 ,363 ,368 ,369 ,370 ,371 ,539 ,542 ,543 ,544 ,799
IVECO	4836544	402009-00-4	355 ,356 ,357 ,358 ,359 ,360 ,361 ,362 ,363 ,368 ,369 ,370 ,371 ,539 ,542 ,543 ,544 ,799
IVECO	500310265	402008-00-6	32 ,250 ,546
IVECO	500310281	402008-00-6	32 ,250 ,546



OE- Reference

OE- Manu.	Reference-No.	SM-No.	On Page
IVECO	500310281	402008-00-6	32 ,250 ,546
IVECO	500360410	432008-00-6	32 ,546
IVECO	500360421	402008-00-6	32 ,250 ,546
IVECO	504049282	402002-00-4	225 ,352 ,355 ,537 ,539 ,926
IVECO	504049338	402002-25-4	225 ,352 ,355 ,537 ,539 ,926
IVECO	504049341	432002-50-4	352 ,537 ,539
IVECO	504049342	432002-25-4	352 ,537 ,539
IVECO	504049343	432002-00-4	352 ,537 ,539
IVECO	550360439	402008-00-6	32 ,250 ,546
IVECO	902211	402060-00-6	364 ,546
IVECO	902212	402060-25-6	364 ,546
IVECO	902213	402060-50-6	364 ,546
IVECO	98426762	433807-00-4	15 ,94 ,224 ,354 ,537 ,538 ,600 ,791 ,864 ,926 ,1012 ,1013 ,1047 ,1048 ,1152 ,1290 ,1291
IVECO	99472309	402011-00-6	32 ,494 ,544
IVECO	99472313	402011-00-6	32 ,494 ,544
IVECO	99473682	402011-00-6	32 ,494 ,544
IVECO	99473683	402011-00-6	32 ,494 ,544
IVECO	99473684	432013-00-6	32 ,494 ,544
IVECO	99473771	401108-00-4	224 ,354 ,537 ,538 ,791 ,864 ,926 ,1012 ,1013 ,1047 ,1048 ,1290 ,1291
IVECO	99473772	401108-00-4	224 ,354 ,537 ,538 ,791 ,864 ,926 ,1012 ,1013 ,1047 ,1048 ,1290 ,1291
IVECO	99473773	401108-00-4	224 ,354 ,537 ,538 ,791 ,864 ,926 ,1012 ,1013 ,1047 ,1048 ,1290 ,1291
IVECO	99474279	433807-00-4	15 ,94 ,224 ,354 ,537 ,538 ,600 ,791 ,864 ,926 ,1012 ,1013 ,1047 ,1048 ,1152 ,1290 ,1291
IVECO	99474280	433807-25-4	15 ,94 ,224 ,354 ,537 ,538 ,600 ,791 ,864 ,926 ,1012 ,1013 ,1047 ,1048 ,1152 ,1290 ,1291
IVECO	99474281	433807-50-4	15 ,94 ,224 ,354 ,537 ,538 ,600 ,791 ,864 ,926 ,1012 ,1013 ,1047 ,1048 ,1152 ,1290 ,1291

KHD	015001275961	401501-00-1 401501-00-4	271 ,272 ,273 ,274 ,275 ,277 ,278 ,303 ,304 ,305 ,540 ,541 ,560 ,561 ,562 ,563 ,613 ,614 ,615
KHD	02101145	431501-00-1 431501-00-4	274 ,275 ,277 ,278 ,303 ,304 ,305 ,540 ,541 ,560 ,561 ,562 ,563 ,613 ,614 ,615
KHD	02101146	431501-00-1 431501-00-4	274 ,275 ,277 ,278 ,303 ,304 ,305 ,540 ,541 ,560 ,561 ,562 ,563 ,613 ,614 ,615
KHD	02101149	431501-25-1 431501-25-4	274 ,275 ,277 ,278 ,303 ,304 ,305 ,540 ,541 ,560 ,561 ,562 ,563 ,613 ,614 ,615
KHD	02101153	431501-50-1 431501-50-4	274 ,275 ,277 ,278 ,303 ,304 ,305 ,540 ,541 ,560 ,561 ,562 ,563 ,613 ,614 ,615
KHD	02101154	431501-50-1 431501-50-4	274 ,275 ,277 ,278 ,303 ,304 ,305 ,540 ,541 ,560 ,561 ,562 ,563 ,613 ,614 ,615
KHD	02101157	431501-75-1 431501-75-4	274 ,275 ,277 ,278 ,303 ,304 ,305 ,540 ,541 ,560 ,561 ,562 ,563 ,613 ,614 ,615
KHD	02101161	431501-100-4	275 ,278 ,304 ,305 ,540 ,561 ,562 ,613 ,614
KHD	02101165	431501-125-4	275 ,278 ,304 ,305 ,540 ,561 ,562 ,613 ,614
KHD	02101166	431501-125-4	275 ,278 ,304 ,305 ,540 ,561 ,562 ,613 ,614
KHD	02101535	401501-00-1 401501-00-4	271 ,272 ,273 ,274 ,275 ,277 ,278 ,303 ,304 ,305 ,540 ,541 ,560 ,561 ,562 ,563 ,613 ,614 ,615
KHD	0210153-5UC015001	401501-00-1 401501-00-4	271 ,272 ,273 ,274 ,275 ,277 ,278 ,303 ,304 ,305 ,540 ,541 ,560 ,561 ,562 ,563 ,613 ,614 ,615
KHD	02101536	401501-25-1 401501-25-4	271 ,272 ,273 ,274 ,275 ,277 ,278 ,303 ,304 ,305 ,540 ,541 ,560 ,561 ,562 ,563 ,613 ,614 ,615
KHD	02101624E-Z015001	401501-00-1 401501-00-4	271 ,272 ,273 ,274 ,275 ,277 ,278 ,303 ,304 ,305 ,540 ,541 ,560 ,561 ,562 ,563 ,613 ,614 ,615
KHD	02108088	441503-00-2	271 to 272
KHD	02132166	411502-00-2	273 ,274 ,275 ,277 ,278 ,303 ,304 ,305 ,540 ,541 ,560 ,561 ,562 ,563 ,613 ,614 ,615
KHD	02134302	431501-00-1 431501-00-4	274 ,275 ,277 ,278 ,303 ,304 ,305 ,540 ,541 ,560 ,561 ,562 ,563 ,613 ,614 ,615
KHD	02134303	431501-00-1 431501-00-4	274 ,275 ,277 ,278 ,303 ,304 ,305 ,540 ,541 ,560 ,561 ,562 ,563 ,613 ,614 ,615
KHD	02134306	431501-25-1 431501-25-4	274 ,275 ,277 ,278 ,303 ,304 ,305 ,540 ,541 ,560 ,561 ,562 ,563 ,613 ,614 ,615
KHD	02134307	431501-25-1 431501-25-4	274 ,275 ,277 ,278 ,303 ,304 ,305 ,540 ,541 ,560 ,561 ,562 ,563 ,613 ,614 ,615

OE- Reference



OE- Manu.	Reference-No.	SM-No.	On Page
KHD	02134307	431501-25-1 431501-25-4	274 ,275 ,277 ,278 ,303 ,304 ,305 ,540 ,541 ,560 ,561 ,562 ,563 ,613 ,614 ,615
KHD	02134311	431501-50-1 431501-50-4	274 ,275 ,277 ,278 ,303 ,304 ,305 ,540 ,541 ,560 ,561 ,562 ,563 ,613 ,614 ,615
KHD	02134315	431501-75-1 431501-75-4	274 ,275 ,277 ,278 ,303 ,304 ,305 ,540 ,541 ,560 ,561 ,562 ,563 ,613 ,614 ,615
KHD	02134319	431501-100-4	275 ,278 ,304 ,305 ,540 ,561 ,562 ,613 ,614
KHD	02134323	431501-125-4	275 ,278 ,304 ,305 ,540 ,561 ,562 ,613 ,614
KHD	02136627	431502-00-1	7 ,276 ,540 ,561 ,562
KHD	02136628	431502-00-1	7 ,276 ,540 ,561 ,562
KHD	02136649	411502-00-2	273 ,274 ,275 ,277 ,278 ,303 ,304 ,305 ,540 ,541 ,560 ,561 ,562 ,563 ,613 ,614 ,615
KHD	02137741	431501-00-1 431501-00-4	274 ,275 ,277 ,278 ,303 ,304 ,305 ,540 ,541 ,560 ,561 ,562 ,563 ,613 ,614 ,615
KHD	02137749	431501-00-1 431501-00-4	274 ,275 ,277 ,278 ,303 ,304 ,305 ,540 ,541 ,560 ,561 ,562 ,563 ,613 ,614 ,615
KHD	02137750	431501-00-1 431501-00-4	274 ,275 ,277 ,278 ,303 ,304 ,305 ,540 ,541 ,560 ,561 ,562 ,563 ,613 ,614 ,615
KHD	02137751	431501-00-1 431501-00-4	274 ,275 ,277 ,278 ,303 ,304 ,305 ,540 ,541 ,560 ,561 ,562 ,563 ,613 ,614 ,615
KHD	02137752	431501-00-1 431501-00-4	274 ,275 ,277 ,278 ,303 ,304 ,305 ,540 ,541 ,560 ,561 ,562 ,563 ,613 ,614 ,615
KHD	02137753	431501-25-1 431501-25-4	274 ,275 ,277 ,278 ,303 ,304 ,305 ,540 ,541 ,560 ,561 ,562 ,563 ,613 ,614 ,615
KHD	02137754	431501-25-1 431501-25-4	274 ,275 ,277 ,278 ,303 ,304 ,305 ,540 ,541 ,560 ,561 ,562 ,563 ,613 ,614 ,615
KHD	02137757	431501-50-1 431501-50-4	274 ,275 ,277 ,278 ,303 ,304 ,305 ,540 ,541 ,560 ,561 ,562 ,563 ,613 ,614 ,615
KHD	02137758	431501-00-1 431501-00-4 431501-50-1 431501-50-4	274 ,275 ,277 ,278 ,303 ,304 ,305 ,540 ,541 ,560 ,561 ,562 ,563 ,613 ,614 ,615
KHD	02137761	431501-75-1 431501-75-4	274 ,275 ,277 ,278 ,303 ,304 ,305 ,540 ,541 ,560 ,561 ,562 ,563 ,613 ,614 ,615
KHD	02137762	431501-75-1 431501-75-4	274 ,275 ,277 ,278 ,303 ,304 ,305 ,540 ,541 ,560 ,561 ,562 ,563 ,613 ,614 ,615
KHD	02137765	431501-100-4	275 ,278 ,304 ,305 ,540 ,561 ,562 ,613 ,614
KHD	02137766	431501-100-4	275 ,278 ,304 ,305 ,540 ,561 ,562 ,613 ,614
KHD	02137769	431501-125-4	275 ,278 ,304 ,305 ,540 ,561 ,562 ,613 ,614
KHD	02137770	431501-125-4	275 ,278 ,304 ,305 ,540 ,561 ,562 ,613 ,614
KHD	02137870	411502-00-2	273 ,274 ,275 ,277 ,278 ,303 ,304 ,305 ,540 ,541 ,560 ,561 ,562 ,563 ,613 ,614 ,615
KHD	02137875	411502-00-2	273 ,274 ,275 ,277 ,278 ,303 ,304 ,305 ,540 ,541 ,560 ,561 ,562 ,563 ,613 ,614 ,615
KHD	02138084	411502-00-2	273 ,274 ,275 ,277 ,278 ,303 ,304 ,305 ,540 ,541 ,560 ,561 ,562 ,563 ,613 ,614 ,615
KHD	02138101	411502-00-2	273 ,274 ,275 ,277 ,278 ,303 ,304 ,305 ,540 ,541 ,560 ,561 ,562 ,563 ,613 ,614 ,615
KHD	02138103	411502-00-2	273 ,274 ,275 ,277 ,278 ,303 ,304 ,305 ,540 ,541 ,560 ,561 ,562 ,563 ,613 ,614 ,615
KHD	02144189	431505-00-1	281 ,282 ,364 ,545 ,563 ,615 ,795
KHD	02144190	431505-25-1	281 ,282 ,364 ,545 ,563 ,615 ,795
KHD	02145390	401506-00-8	282 ,545 ,563
KHD	02146177	401506-00-8	282 ,545 ,563
KHD	02146178	401506-00-8	282 ,545 ,563
KHD	02146264	401506-00-8	282 ,545 ,563
KHD	02146265	401506-00-8	282 ,545 ,563
KHD	02148200	431505-00-1	281 ,282 ,364 ,545 ,563 ,615 ,795
KHD	02148201	431505-25-1	281 ,282 ,364 ,545 ,563 ,615 ,795
KHD	02148209	431505-25-1	281 ,282 ,364 ,545 ,563 ,615 ,795
KHD	02148210	431505-00-1	281 ,282 ,364 ,545 ,563 ,615 ,795
KHD	02230170	411502-00-2	273 ,274 ,275 ,277 ,278 ,303 ,304 ,305 ,540 ,541 ,560 ,561 ,562 ,563 ,613 ,614 ,615
KHD	02230171	411502-00-2	273 ,274 ,275 ,277 ,278 ,303 ,304 ,305 ,540 ,541 ,560 ,561 ,562 ,563 ,613 ,614 ,615
KHD	02230176	411502-00-2	273 ,274 ,275 ,277 ,278 ,303 ,304 ,305 ,540 ,541 ,560 ,561 ,562 ,563 ,613 ,614 ,615
KHD	02230181	411502-00-2	273 ,274 ,275 ,277 ,278 ,303 ,304 ,305 ,540 ,541 ,560 ,561 ,562 ,563 ,613 ,614 ,615
KHD	02230196	411503-00-2	7 ,276 ,277 ,304 ,539 ,540 ,561 ,562 ,614
KHD	02230201	411503-00-2	7 ,276 ,277 ,304 ,539 ,540 ,561 ,562 ,614
KHD	02231444	411502-00-2	273 ,274 ,275 ,277 ,278 ,303 ,304 ,305 ,540 ,541 ,560 ,561 ,562 ,563 ,613 ,614 ,615



OE- Reference

OE- Manu.	Reference-No.	SM-No.	On Page
KHD	02231444	411502-00-2	273 ,274 ,275 ,277 ,278 ,303 ,304 ,305 ,540 ,541 ,560 ,561 ,562 ,563 ,613 ,614 ,615
KHD	02233347	401501-25-1 401501-25-4	271 ,272 ,273 ,274 ,275 ,277 ,278 ,303 ,304 ,305 ,540 ,541 ,560 ,561 ,562 ,563 ,613 ,614 ,615
KHD	02235183	431502-00-1	7 ,276 ,540 ,561 ,562
KHD	02235185	401502-00-6	276 ,540 ,562 ,614
KHD	02235190	401502-25-6	276 ,540 ,562 ,614
KHD	02235191	401502-00-6	276 ,540 ,562 ,614
KHD	02235193	401502-50-6	276 ,540 ,562 ,614
KHD	02235195	401502-75-6	276 ,540 ,562 ,614
KHD	02235201	401502-00-6	276 ,540 ,562 ,614
KHD	02402603	431505-00-1	281 ,282 ,364 ,545 ,563 ,615 ,795
KHD	02407401	431505-00-1	281 ,282 ,364 ,545 ,563 ,615 ,795
KHD	02407908	431505-00-1 431505-25-1	281 ,282 ,364 ,545 ,563 ,615 ,795
KHD	02414189	431505-00-1	281 ,282 ,364 ,545 ,563 ,615 ,795
KHD	02414190	431505-25-1	281 ,282 ,364 ,545 ,563 ,615 ,795
KHD	02421586	431505-25-1	281 ,282 ,364 ,545 ,563 ,615 ,795
KHD	02423944	431505-25-1	281 ,282 ,364 ,545 ,563 ,615 ,795
KHD	02927185	401508-00-1	271 ,272 ,560 ,563
KHD	02927195	431508-00-1	271 ,272 ,560
KHD	02927196	431508-25-1	271 ,272 ,560
KHD	02927197	431508-50-1	271 ,272 ,560
KHD	02928957	401508-00-1	271 ,272 ,560 ,563
KHD	02928961	411507-00-1	271 ,272 ,273 ,560
KHD	02928967	431508-00-1	271 ,272 ,560
KHD	02928968	431508-25-1	271 ,272 ,560
KHD	02928969	431508-50-1	271 ,272 ,560
KHD	02929430	401504-00-1	278 ,279 ,280 ,281 ,1410 ,1418 ,1419
KHD	02929431	401504-25-1	278 ,279 ,280 ,281 ,1410 ,1418 ,1419
KHD	02929434	431503-00-1	278 ,279 ,280 ,1418 ,1419
KHD	02929435	431503-25-1	278 ,279 ,280 ,1418 ,1419
KHD	02929438	411504-00-2	278 ,279 ,280 ,281 ,1050 ,1410 ,1411
KHD	02931062	401503-00-6	273 ,275 ,303 ,304
KHD	02931065	431511-00-1	273 ,275 ,303 ,304
KHD	02931071	401503-25-6	273 ,275 ,303 ,304
KHD	02931223	431511-00-1	273 ,275 ,303 ,304
KHD	02931331	411505-00-2	273 ,275 ,276 ,303 ,304 ,1418
KHD	02931406	431504-00-1	273 ,275 ,276 ,303 ,304 ,1418
KHD	02931409	431504-25-1	273 ,275 ,276 ,303 ,304 ,1418
KHD	02931473	431503-00-1 431503-00-6	278 ,279 ,280 ,1418 ,1419
KHD	02931532	401507-00-6	280 ,281 ,1050 ,1411
KHD	02931578	431509-00-1	276 ,1064 ,1418
KHD	02931579	431509-25-1	276 ,1064 ,1418
KHD	02931580	401509-00-1	273 ,275 ,276 ,303 ,304 ,1064 ,1418
KHD	02931585	411506-00-2	273 ,275 ,276 ,303 ,304
KHD	02931811	401507-00-6	280 ,281 ,1050 ,1411
KHD	02931880	401504-00-1	278 ,279 ,280 ,281 ,1410 ,1418 ,1419
KHD	02931881	411504-00-2	278 ,279 ,280 ,281 ,1050 ,1410 ,1411
KHD	02931882	401504-25-1	278 ,279 ,280 ,281 ,1410 ,1418 ,1419
KHD	03362379	401501-00-1 401501-00-4	271 ,272 ,273 ,274 ,275 ,277 ,278 ,303 ,304 ,305 ,540 ,541 ,560 ,561 ,562 ,563 ,613 ,614 ,615
KHD	03362379K-Z015001	401501-00-1 401501-00-4	271 ,272 ,273 ,274 ,275 ,277 ,278 ,303 ,304 ,305 ,540 ,541 ,560 ,561 ,562 ,563 ,613 ,614 ,615
KHD	03362380	401501-25-1 401501-25-4	271 ,272 ,273 ,274 ,275 ,277 ,278 ,303 ,304 ,305 ,540 ,541 ,560 ,561 ,562 ,563 ,613 ,614 ,615
KHD	03362386	411502-00-2	273 ,274 ,275 ,277 ,278 ,303 ,304 ,305 ,540 ,541 ,560 ,561 ,562 ,563 ,613 ,614 ,615
KHD	03371612	441501-00-4	273 ,275 ,278 ,304 ,305 ,613
KHD	04149428	431505-00-1	281 ,282 ,364 ,545 ,563 ,615 ,795
KHD	04149429	431505-00-1	281 ,282 ,364 ,545 ,563 ,615 ,795

OE- Reference



OE- Manu.	Reference-No.	SM-No.	On Page
KHD	04149429	431505-00-1	281 ,282 ,364 ,545 ,563 ,615 ,795
KHD	04149587	431505-00-1	281 ,282 ,364 ,545 ,563 ,615 ,795
KHD	04178552	401508-00-1	271 ,272 ,560 ,563
KHD	04180667	401506-00-8	282 ,545 ,563
KHD	04180668	401506-00-8	282 ,545 ,563
KHD	04180669	401506-25-8	282 ,545 ,563
KHD	04180670	401506-25-8	282 ,545 ,563
KHD	04180681	401506-00-8	282 ,545 ,563
KHD	04200024	441504-00-1	278 to 280
KHD	04200385	411504-00-2	278 ,279 ,280 ,281 ,1050 ,1410 ,1411
KHD	04200387	411504-00-2	278 ,279 ,280 ,281 ,1050 ,1410 ,1411
KHD	04200388	411504-00-2	278 ,279 ,280 ,281 ,1050 ,1410 ,1411
KHD	04200389	411504-00-2	278 ,279 ,280 ,281 ,1050 ,1410 ,1411
KHD	04200390	411504-00-2	278 ,279 ,280 ,281 ,1050 ,1410 ,1411
KHD	04200697	431503-00-1 431503-00-6 431510-00-1	278 ,279 ,280 ,1418 ,1419
KHD	04201431	401504-00-6	279 ,280 ,281 ,1410 ,1418 ,1419
KHD	04231057	431501-00-1 431501-00-4	274 ,275 ,277 ,278 ,303 ,304 ,305 ,540 ,541 ,560 ,561 ,562 ,563 ,613 ,614 ,615
KHD	04231058	431501-25-1 431501-25-4	274 ,275 ,277 ,278 ,303 ,304 ,305 ,540 ,541 ,560 ,561 ,562 ,563 ,613 ,614 ,615
KHD	04231059	431501-50-1 431501-50-4	274 ,275 ,277 ,278 ,303 ,304 ,305 ,540 ,541 ,560 ,561 ,562 ,563 ,613 ,614 ,615
KHD	04231064	431501-00-1 431501-00-4	274 ,275 ,277 ,278 ,303 ,304 ,305 ,540 ,541 ,560 ,561 ,562 ,563 ,613 ,614 ,615
KHD	04231065	431501-00-1 431501-00-4	274 ,275 ,277 ,278 ,303 ,304 ,305 ,540 ,541 ,560 ,561 ,562 ,563 ,613 ,614 ,615
KHD	04231079	401502-00-6	276 ,540 ,562 ,614
KHD	04231405	401501-00-1 401501-00-4	271 ,272 ,273 ,274 ,275 ,277 ,278 ,303 ,304 ,305 ,540 ,541 ,560 ,561 ,562 ,563 ,613 ,614 ,615
KHD	04231467	401501-00-1 401501-00-4	271 ,272 ,273 ,274 ,275 ,277 ,278 ,303 ,304 ,305 ,540 ,541 ,560 ,561 ,562 ,563 ,613 ,614 ,615
KHD	04231468	401501-25-1 401501-25-4	271 ,272 ,273 ,274 ,275 ,277 ,278 ,303 ,304 ,305 ,540 ,541 ,560 ,561 ,562 ,563 ,613 ,614 ,615
KHD	04231896	431501-25-1 431501-25-4	274 ,275 ,277 ,278 ,303 ,304 ,305 ,540 ,541 ,560 ,561 ,562 ,563 ,613 ,614 ,615
KHD	04231897	431501-50-1 431501-50-4	274 ,275 ,277 ,278 ,303 ,304 ,305 ,540 ,541 ,560 ,561 ,562 ,563 ,613 ,614 ,615
KHD	04231898	431501-75-1 431501-75-4	274 ,275 ,277 ,278 ,303 ,304 ,305 ,540 ,541 ,560 ,561 ,562 ,563 ,613 ,614 ,615
KHD	04231899	431501-100-4	275 ,278 ,304 ,305 ,540 ,561 ,562 ,613 ,614
KHD	04232672	431502-00-1	7 ,276 ,540 ,561 ,562
KHD	04232673	431502-00-1	7 ,276 ,540 ,561 ,562
KHD	04232679	431502-00-1	7 ,276 ,540 ,561 ,562
KHD	04232762	411502-00-2	273 ,274 ,275 ,277 ,278 ,303 ,304 ,305 ,540 ,541 ,560 ,561 ,562 ,563 ,613 ,614 ,615
KHD	04232764	411502-00-2	273 ,274 ,275 ,277 ,278 ,303 ,304 ,305 ,540 ,541 ,560 ,561 ,562 ,563 ,613 ,614 ,615
KHD	04232766	411502-00-2	273 ,274 ,275 ,277 ,278 ,303 ,304 ,305 ,540 ,541 ,560 ,561 ,562 ,563 ,613 ,614 ,615
KHD	04232768	411502-00-2	273 ,274 ,275 ,277 ,278 ,303 ,304 ,305 ,540 ,541 ,560 ,561 ,562 ,563 ,613 ,614 ,615
KHD	04232786	411502-00-2	273 ,274 ,275 ,277 ,278 ,303 ,304 ,305 ,540 ,541 ,560 ,561 ,562 ,563 ,613 ,614 ,615
KHD	04232787	411502-00-2	273 ,274 ,275 ,277 ,278 ,303 ,304 ,305 ,540 ,541 ,560 ,561 ,562 ,563 ,613 ,614 ,615
KHD	04232790	411503-00-2	7 ,276 ,277 ,304 ,539 ,540 ,561 ,562 ,614
KHD	04232791	411503-00-2	7 ,276 ,277 ,304 ,539 ,540 ,561 ,562 ,614
KHD	04236912	411502-00-2	273 ,274 ,275 ,277 ,278 ,303 ,304 ,305 ,540 ,541 ,560 ,561 ,562 ,563 ,613 ,614 ,615
KHD	04236913	411502-00-2	273 ,274 ,275 ,277 ,278 ,303 ,304 ,305 ,540 ,541 ,560 ,561 ,562 ,563 ,613 ,614 ,615
KHD	04236916	411503-00-2	7 ,276 ,277 ,304 ,539 ,540 ,561 ,562 ,614
KHD	04236917	411503-00-2	7 ,276 ,277 ,304 ,539 ,540 ,561 ,562 ,614
KHD	04250007	411505-00-2	273 ,275 ,276 ,303 ,304 ,1418
KHD	04251238	431511-00-1	273 ,275 ,303 ,304
KHD	04252328	401503-00-6	273 ,275 ,303 ,304
KHD	04252379	431511-00-1	273 ,275 ,303 ,304
KHD	04252380	401503-00-6	273 ,275 ,303 ,304



OE- Reference

OE- Manu.	Reference-No.	SM-No.	On Page
KHD	04252380	401503-00-6	273 ,275 ,303 ,304
KHD	04252857	431504-00-1	273 ,275 ,276 ,303 ,304 ,1418
KHD	04254527	411505-00-2	273 ,275 ,276 ,303 ,304 ,1418
KHD	04257076	401507-00-6	280 ,281 ,1050 ,1411
KHD	04257077	401507-00-6	280 ,281 ,1050 ,1411
KHD	04257098	401507-00-6	280 ,281 ,1050 ,1411
KHD	04270238	401508-00-1	271 ,272 ,560 ,563
KHD	04270242	401508-25-1	271 ,272 ,560 ,563
KHD	04270247	401508-50-1	271 ,272 ,560 ,563
KHD	04270252	431508-00-1	271 ,272 ,560
KHD	04270255	431508-00-1	271 ,272 ,560
KHD	04270259	431508-25-1	271 ,272 ,560
KHD	04270263	431508-50-1	271 ,272 ,560
KHD	04270270	431508-00-1	271 ,272 ,560
KHD	04270271	431508-25-1	271 ,272 ,560
KHD	04270272	431508-50-1	271 ,272 ,560
KHD	04275500	431501-00-1 431501-00-4	274 ,275 ,277 ,278 ,303 ,304 ,305 ,540 ,541 ,560 ,561 ,562 ,563 ,613 ,614 ,615
KHD	04282763	431510-00-1	279 ,280 ,281 ,1410 ,1418 ,1419
KHD	04284142	431510-00-1	279 ,280 ,281 ,1410 ,1418 ,1419
KHD	04284146	431510-25-1	279 ,280 ,281 ,1410 ,1418 ,1419
KHD	04284397	431509-00-1	276 ,1064 ,1418
KHD	04284400	431509-00-1	276 ,1064 ,1418
KHD	04284431	401509-00-1	273 ,275 ,276 ,303 ,304 ,1064 ,1418
KHD	04284435	401509-00-1	273 ,275 ,276 ,303 ,304 ,1064 ,1418
KHD	04284439	411506-00-2	273 ,275 ,276 ,303 ,304
KHD	04284442	411506-00-2	273 ,275 ,276 ,303 ,304
KHD	04299187	401504-00-1 401504-00-6	278 ,279 ,280 ,281 ,1410 ,1418 ,1419
KHD	04299191	411504-00-2	278 ,279 ,280 ,281 ,1050 ,1410 ,1411
KHD	04299194	411504-00-2	278 ,279 ,280 ,281 ,1050 ,1410 ,1411
KHD	04470366	431502-00-1	7 ,276 ,540 ,561 ,562
KHD	04800194	401504-00-1	278 ,279 ,280 ,281 ,1410 ,1418 ,1419
KHD	04800195	401504-25-1	278 ,279 ,280 ,281 ,1410 ,1418 ,1419
KHD	04800197	431503-00-1	278 ,279 ,280 ,1418 ,1419
KHD	04900062	431506-00-1 431512-00-6	280 ,281 ,1050 ,1411 ,1419
KHD	04900063	431506-00-1 431512-00-6	280 ,281 ,1050 ,1411 ,1419
KHD	04900089	401507-00-6	280 ,281 ,1050 ,1411
KHD	04900387	431506-00-1 431512-00-6	280 ,281 ,1050 ,1411 ,1419
KHD	09731063	411505-00-2	273 ,275 ,276 ,303 ,304 ,1418
KHD	0C015001275961	401501-00-1 401501-00-4	271 ,272 ,273 ,274 ,275 ,277 ,278 ,303 ,304 ,305 ,540 ,541 ,560 ,561 ,562 ,563 ,613 ,614 ,615
KHD	0D015001275961	401501-00-1 401501-00-4	271 ,272 ,273 ,274 ,275 ,277 ,278 ,303 ,304 ,305 ,540 ,541 ,560 ,561 ,562 ,563 ,613 ,614 ,615
KHD	12160569	403201-00-1	306 ,788
KHD	12160704	403201-25-1	306 ,788
KHD	12160705	403201-50-1	306 ,788
KHD	4231058- KY015006	431501-25-1 431501-25-4 431501-50-4	274 ,275 ,277 ,278 ,303 ,304 ,305 ,540 ,541 ,560 ,561 ,562 ,563 ,613 ,614 ,615
KHD	4231066E- Z015006	431501-25-1 431501-25-4 431501-50-4	274 ,275 ,277 ,278 ,303 ,304 ,305 ,540 ,541 ,560 ,561 ,562 ,563 ,613 ,614 ,615
KHD	4231067E- Z015006	431501-25-1 431501-25-4 431501-50-4	274 ,275 ,277 ,278 ,303 ,304 ,305 ,540 ,541 ,560 ,561 ,562 ,563 ,613 ,614 ,615
KHD	4231405E- Z015001	401501-00-1 401501-00-4	271 ,272 ,273 ,274 ,275 ,277 ,278 ,303 ,304 ,305 ,540 ,541 ,560 ,561 ,562 ,563 ,613 ,614 ,615
KHD	4231467K- Z015001	401501-00-1 401501-00-4	271 ,272 ,273 ,274 ,275 ,277 ,278 ,303 ,304 ,305 ,540 ,541 ,560 ,561 ,562 ,563 ,613 ,614 ,615

OE- Reference



OE- Manu.	Reference-No.	SM-No.	On Page
KHD	4231467K-Z015001	401501-00-1 401501-00-4	271 ,272 ,273 ,274 ,275 ,277 ,278 ,303 ,304 ,305 ,540 ,541 ,560 ,561 ,562 ,563 ,613 ,614 ,615
KHD	42520238	431505-00-1	281 ,282 ,364 ,545 ,563 ,615 ,795
KIA	21020-02791	402402-25-4	288 ,478 ,571
KIA	21020-02792	402402-50-4	288 ,478 ,571
KIA	21020-03120	405305-00-4	478 ,571
KIA	212312F000	412401-00-2	481 ,573
KIA	23060-04020	435306-00-4	478 ,485 ,571 ,572 ,578
KIA	OK5Z1-11-SGO	405302-00-4	575
KIA	OK65A11341D	405301-00-4	575
KIA	OK65A11351D	405301-00-4	575
KIA	OK6Z1-11-SEO	435301-00-4	575
KIA	OK6Z1-11-SEO 0,25	435303-25-4	575
KIA	OK6Z1-11-SEO 0,50	435303-50-4	575
KIA	OK6Z1-11-SEO 0,75	435303-75-4	575
KIA	OK6Z1-11-SEO STD	435303-00-4	575
KIA	OK6Z2-11-SGO	405302-00-4	575
KIA	OK6Z2-11-SHO	405302-00-4	575
KIA	OK6Z2-11-SHX	405302-00-4	575
KIA	OK6Z2-11-SHY	405302-00-4	575
KIA	OVNY1-11-SEO	435301-00-4	575
LADA	21011000102	402805-00-4	587 to 588
LADA	21011000104	432801-00-4	587
LANCIA	71718342	430101-00-4	14 ,15 ,345 ,346 ,348 ,556 ,597 ,598
LANCIA	7646454(10)	430101-00-4	14 ,15 ,345 ,346 ,348 ,556 ,597 ,598
LIEBHERR	560095460	401501-00-1 401501-00-4	271 ,272 ,273 ,274 ,275 ,277 ,278 ,303 ,304 ,305 ,540 ,541 ,560 ,561 ,562 ,563 ,613 ,614 ,615
LIEBHERR	560284560	431501-00-1 431501-00-4	274 ,275 ,277 ,278 ,303 ,304 ,305 ,540 ,541 ,560 ,561 ,562 ,563 ,613 ,614 ,615
LIEBHERR	560285560	401501-25-1 401501-25-4	271 ,272 ,273 ,274 ,275 ,277 ,278 ,303 ,304 ,305 ,540 ,541 ,560 ,561 ,562 ,563 ,613 ,614 ,615
LIEBHERR	560333460	401501-50-1 401501-50-4	271 ,272 ,273 ,274 ,275 ,277 ,278 ,303 ,304 ,305 ,540 ,541 ,560 ,561 ,562 ,563 ,613 ,614 ,615
LIEBHERR	560418460	431501-100-4	275 ,278 ,304 ,305 ,540 ,561 ,562 ,613 ,614
LIEBHERR	700419760	431501-25-1 431501-25-4	274 ,275 ,277 ,278 ,303 ,304 ,305 ,540 ,541 ,560 ,561 ,562 ,563 ,613 ,614 ,615
LIEBHERR	736203060	431501-50-1 431501-50-4	274 ,275 ,277 ,278 ,303 ,304 ,305 ,540 ,541 ,560 ,561 ,562 ,563 ,613 ,614 ,615
LIEBHERR	736203160	431501-75-1 431501-75-4	274 ,275 ,277 ,278 ,303 ,304 ,305 ,540 ,541 ,560 ,561 ,562 ,563 ,613 ,614 ,615
LIEBHERR	736203960	411502-00-2	273 ,274 ,275 ,277 ,278 ,303 ,304 ,305 ,540 ,541 ,560 ,561 ,562 ,563 ,613 ,614 ,615
M.W.M	12160570	433201-00-1	306 ,788
M.W.M	622804300114	433201-00-1	306 ,788
M.W.M	622804300117	433201-00-1	306 ,788
M.W.M	622804300124	433201-00-1	306 ,788
MACK	5000246225	403813-00-6	1014 ,1048 ,1049 ,1067
MACK	5000246358	403813-25-6	1014 ,1048 ,1049 ,1067
MAN	51.01110.0687	401009-00-8	628 ,629 ,757 ,758 ,759 ,760 ,795 ,796 ,1155
MAN	51.01110.0688	401009-00-8	628 ,629 ,757 ,758 ,759 ,760 ,795 ,796 ,1155
MAN	51.01110.0944	401009-00-8	628 ,629 ,757 ,758 ,759 ,760 ,795 ,796 ,1155
MAN	51.01110.0945	401009-00-8	628 ,629 ,757 ,758 ,759 ,760 ,795 ,796 ,1155



OE- Reference

OE- Manu.	Reference-No.	SM-No.	On Page
MAN	51.01110.0945	401009-00-8	628 ,629 ,757 ,758 ,759 ,760 ,795 ,796 ,1155
MAN	51.01110.0958	401009-00-8	628 ,629 ,757 ,758 ,759 ,760 ,795 ,796 ,1155
MAN	51.01110.6378	401009-00-8	628 ,629 ,757 ,758 ,759 ,760 ,795 ,796 ,1155
MAN	51.01110.6401	401009-00-8	628 ,629 ,757 ,758 ,759 ,760 ,795 ,796 ,1155
MAN	51.01110.6414	401009-00-8	628 ,629 ,757 ,758 ,759 ,760 ,795 ,796 ,1155
MAN	51.01110.6429	401009-00-8	628 ,629 ,757 ,758 ,759 ,760 ,795 ,796 ,1155
MAN	51.01110.6435	401009-00-8	628 ,629 ,757 ,758 ,759 ,760 ,795 ,796 ,1155
MAN	51.01110.6461	401009-00-8	628 ,629 ,757 ,758 ,759 ,760 ,795 ,796 ,1155
MAN	51.01110.6522	401009-00-8	628 ,629 ,757 ,758 ,759 ,760 ,795 ,796 ,1155
MAN	51.01110.6528	401009-00-8	628 ,629 ,757 ,758 ,759 ,760 ,795 ,796 ,1155
MAN	51.01111.0769	401009-00-8	628 ,629 ,757 ,758 ,759 ,760 ,795 ,796 ,1155
MAN	51.01111.0770	401009-00-8	628 ,629 ,757 ,758 ,759 ,760 ,795 ,796 ,1155
MAN	51.01111.0944	401009-00-8	628 ,629 ,757 ,758 ,759 ,760 ,795 ,796 ,1155
MAN	51.01111.0945	401009-00-8	628 ,629 ,757 ,758 ,759 ,760 ,795 ,796 ,1155
MAN	51.01111.0970	401009-00-8	628 ,629 ,757 ,758 ,759 ,760 ,795 ,796 ,1155
MAN	51.01111.0971	401009-00-8	628 ,629 ,757 ,758 ,759 ,760 ,795 ,796 ,1155
MAN	51.01111.6378	401009-00-8	628 ,629 ,757 ,758 ,759 ,760 ,795 ,796 ,1155
MAN	51.01111.6393	401009-00-8	628 ,629 ,757 ,758 ,759 ,760 ,795 ,796 ,1155
MAN	51.01111.6401	401009-00-8	628 ,629 ,757 ,758 ,759 ,760 ,795 ,796 ,1155
MAN	51.01111.6414	401009-00-8	628 ,629 ,757 ,758 ,759 ,760 ,795 ,796 ,1155
MAN	51.01111.6429	401009-00-8	628 ,629 ,757 ,758 ,759 ,760 ,795 ,796 ,1155
MAN	51.01111.6435	401009-00-8	628 ,629 ,757 ,758 ,759 ,760 ,795 ,796 ,1155
MAN	51.01111.6461	401009-00-8	628 ,629 ,757 ,758 ,759 ,760 ,795 ,796 ,1155
MAN	51.01111.6522	401009-00-8	628 ,629 ,757 ,758 ,759 ,760 ,795 ,796 ,1155
MAN	51.01111.6534	401009-00-8	628 ,629 ,757 ,758 ,759 ,760 ,795 ,796 ,1155
MAN	51.01113.0958	401009-00-8	628 ,629 ,757 ,758 ,759 ,760 ,795 ,796 ,1155
MAN	51.01113.0959	401009-00-8	628 ,629 ,757 ,758 ,759 ,760 ,795 ,796 ,1155
MAN	51.01114.0164	401009-00-8	628 ,629 ,757 ,758 ,759 ,760 ,795 ,796 ,1155
MAN	51.01114.0165	401009-00-8	628 ,629 ,757 ,758 ,759 ,760 ,795 ,796 ,1155
MAN	51.01114.6085	401009-00-8	628 ,629 ,757 ,758 ,759 ,760 ,795 ,796 ,1155
MAN	51.02410.0374	431014-00-1	628 ,629 ,757 ,758 ,759 ,760
MAN	51.02410.0466	431014-00-1	628 ,629 ,757 ,758 ,759 ,760
MAN	51.02410.6304	431014-00-1	628 ,629 ,757 ,758 ,759 ,760
MAN	51.02410.6335	431014-00-1	628 ,629 ,757 ,758 ,759 ,760
MAN	51.02410.6341	431014-00-1	628 ,629 ,757 ,758 ,759 ,760
MAN	51.02410.6367	431014-00-1	628 ,629 ,757 ,758 ,759 ,760
MAN	51.02410.6373	431014-00-1	628 ,629 ,757 ,758 ,759 ,760
MAN	51.02410.6392	431014-00-1	628 ,629 ,757 ,758 ,759 ,760
MAN	51.02410.6418	431014-00-1	628 ,629 ,757 ,758 ,759 ,760
MAN	51.02410.6460	431014-00-1	628 ,629 ,757 ,758 ,759 ,760
MAN	51.02410.6545	431014-00-1	628 ,629 ,757 ,758 ,759 ,760
MAN	51.54121.0002	431005-00-1	581 ,629 ,795 ,1155 ,1188 ,1255
MAN	51.54121.0003	431005-00-1	581 ,629 ,795 ,1155 ,1188 ,1255
MAN	51.54121.0004	431005-00-1	581 ,629 ,795 ,1155 ,1188 ,1255
MAN	51.54121.6001	431005-00-1	581 ,629 ,795 ,1155 ,1188 ,1255
MAN	81.54121.6001	431005-00-1	581 ,629 ,795 ,1155 ,1188 ,1255
MAN	81.54121.6002	431005-00-1	581 ,629 ,795 ,1155 ,1188 ,1255

MAZDA	022223105	433518-00-4	655 to 656
MAZDA	030523151	403518-00-4	655 to 656
MAZDA	803423105	435305-00-4	410 ,413 ,430 ,431 ,571 ,572 ,653 ,654 ,655 ,656
MAZDA	893623105	435305-00-4	410 ,413 ,430 ,431 ,571 ,572 ,653 ,654 ,655 ,656
MAZDA	B3Y011SE0	435305-00-4	410 ,413 ,430 ,431 ,571 ,572 ,653 ,654 ,655 ,656
MAZDA	B6Y011SGO	405304-00-4	413 ,653 ,654 ,655
MAZDA	B6Y1-11-SG0	405308-00-4	410 ,413 ,430 ,431 ,571 ,572 ,573 ,653 ,655 ,657
MAZDA	B6Y2-11-SG0	405308-00-4	410 ,413 ,430 ,431 ,571 ,572 ,573 ,653 ,655 ,657
MAZDA	E30123151	405304-00-4	413 ,653 ,654 ,655
MAZDA	E58023105	435305-00-4	410 ,413 ,430 ,431 ,571 ,572 ,653 ,654 ,655 ,656

OE- Reference



OE- Manu.	Reference-No.	SM-No.	On Page
MAZDA	E58023105	435305-00-4	410 ,413 ,430 ,431 ,571 ,572 ,653 ,654 ,655 ,656
MAZDA	E5B623105	435305-00-4	410 ,413 ,430 ,431 ,571 ,572 ,653 ,654 ,655 ,656
MAZDA	E5B623151	405304-00-4	413 ,653 ,654 ,655
MAZDA	F801-23-251	405307-00-4	657 to 658
MAZDA	F80123105	435304-00-4	173 ,267 ,416 ,419 ,434 ,574 ,655 ,657 ,658 ,818 ,1208
MAZDA	FE30-23-151	405307-00-4	657 to 658
MAZDA	FY111SE0A	432117-00-4	417 ,420 ,434 ,657 ,659 ,663 ,819 ,1407
MAZDA	GE0123105	433518-00-4	655 to 656
MAZDA	L3Y2-11-SH0	402112-25-4	417 ,420 ,421 ,434 ,657 ,659 ,663 ,1407
MAZDA	L3Y2-11-SHX	402112-50-4	417 ,420 ,421 ,434 ,657 ,659 ,663 ,1407
MAZDA	L3Y2-11-SJ0	402112-00-4	417 ,420 ,421 ,434 ,657 ,659 ,663 ,1407
MAZDA	L3Y2-11SGO	402112-00-4	417 ,420 ,421 ,434 ,657 ,659 ,663 ,1407
MAZDA	L3Y211SF0A	432121-00-4	659
MAZDA	LFY-11-SGO	402112-00-4	417 ,420 ,421 ,434 ,657 ,659 ,663 ,1407
MAZDA	LFY111SE0A	432117-00-4	417 ,420 ,434 ,657 ,659 ,663 ,819 ,1407
MAZDA	RF0123135	405303-00-4	173 ,419 ,434 ,574 ,658 ,1208
MAZDA	RFY011SGO	405303-00-4	173 ,419 ,434 ,574 ,658 ,1208
MAZDA	SHY1-11-SE0A	438505-00-4	658
MAZDA	SHY111SE0A	438505-00-4	658
MAZDA	W9Y2-11-SEO	438504-00-4	424 ,660
MAZDA	WLY111SEO	438502-00-4	422 ,660
MAZDA	WLY111SGO	408502-00-4	422 ,660
MAZDA	Y401-11-395	411102-00-1	207 ,208 ,209 ,210 ,291 ,343 ,411 ,412 ,420 ,430 ,654 ,771 ,780 ,854 ,909 ,910 ,1205 ,1206 ,1281 ,1404
MAZDA	Y40111225A	431103-00-4	207 ,291 ,411 ,654 ,909 ,1205 ,1237
MAZDA	Y40111225B	431103-00-4	207 ,291 ,411 ,654 ,909 ,1205 ,1237
MAZDA	Y40111361	401103-00-4	207 ,208 ,209 ,210 ,291 ,343 ,411 ,412 ,420 ,430 ,654 ,771 ,780 ,854 ,909 ,910 ,1205 ,1206 ,1281 ,1403 ,1404
MAZDA	Y40111362	401103-00-4	207 ,208 ,209 ,210 ,291 ,343 ,411 ,412 ,420 ,430 ,654 ,771 ,780 ,854 ,909 ,910 ,1205 ,1206 ,1281 ,1403 ,1404
MAZDA	Y40111363	401103-00-4	207 ,208 ,209 ,210 ,291 ,343 ,411 ,412 ,420 ,430 ,654 ,771 ,780 ,854 ,909 ,910 ,1205 ,1206 ,1281 ,1403 ,1404
MAZDA	Y402-11-395	411102-00-1	207 ,208 ,209 ,210 ,291 ,343 ,411 ,412 ,420 ,430 ,654 ,771 ,780 ,854 ,909 ,910 ,1205 ,1206 ,1281 ,1404

MERCEDES-BENZ	A1020300062	411003-00-2	94 ,249 ,250 ,446 ,741 ,742 ,743 ,744 ,745 ,746 ,747 ,748 ,749 ,750 ,752 ,753 ,763 ,1191 ,1192 ,1193
MERCEDES-BENZ	A1020301040	401005-00-4	249 ,250 ,742 ,743 ,744 ,747 ,748 ,749 ,750 ,753 ,1192 ,1193
MERCEDES-BENZ	A1020301140	401005-25-4	249 ,250 ,742 ,743 ,744 ,747 ,748 ,749 ,750 ,753 ,1192 ,1193
MERCEDES-BENZ	A1020301240	401005-50-4	249 ,250 ,742 ,743 ,744 ,747 ,748 ,749 ,750 ,753 ,1192 ,1193
MERCEDES-BENZ	A1020301260	401005-25-4	249 ,250 ,742 ,743 ,744 ,747 ,748 ,749 ,750 ,753 ,1192 ,1193
MERCEDES-BENZ	A1020301340	401005-75-4	249 ,250 ,742 ,743 ,744 ,747 ,748 ,749 ,750 ,753 ,1192 ,1193
MERCEDES-BENZ	A1020302040	401005-00-4	249 ,250 ,742 ,743 ,744 ,747 ,748 ,749 ,750 ,753 ,1192 ,1193
MERCEDES-BENZ	A1020302140	401005-25-4	249 ,250 ,742 ,743 ,744 ,747 ,748 ,749 ,750 ,753 ,1192 ,1193
MERCEDES-BENZ	A1020302240	401005-50-4	249 ,250 ,742 ,743 ,744 ,747 ,748 ,749 ,750 ,753 ,1192 ,1193
MERCEDES-BENZ	A1020302340	401005-75-4	249 ,250 ,742 ,743 ,744 ,747 ,748 ,749 ,750 ,753 ,1192 ,1193
MERCEDES-BENZ	A102031440	401005-100-4	249 ,250 ,742 ,743 ,744 ,747 ,748 ,749 ,750 ,753 ,1192 ,1193
MERCEDES-BENZ	A102032440	401005-100-4	249 ,250 ,742 ,743 ,744 ,747 ,748 ,749 ,750 ,753 ,1192 ,1193
MERCEDES-BENZ	A1020331352	411003-00-2	94 ,249 ,250 ,446 ,741 ,742 ,743 ,744 ,745 ,746 ,747 ,748 ,749 ,750 ,752 ,753 ,763 ,1191 ,1192 ,1193
MERCEDES-BENZ	A1020331452	411003-10-2	94 ,249 ,250 ,446 ,741 ,742 ,743 ,744 ,745 ,746 ,747 ,748 ,749 ,750 ,752 ,753 ,763 ,1191 ,1192 ,1193
MERCEDES-BENZ	A1020331552	411003-10-2	94 ,249 ,250 ,446 ,741 ,742 ,743 ,744 ,745 ,746 ,747 ,748 ,749 ,750 ,752 ,753 ,763 ,1191 ,1192 ,1193
MERCEDES-BENZ	A1020331952	411003-00-2	94 ,249 ,250 ,446 ,741 ,742 ,743 ,744 ,745 ,746 ,747 ,748 ,749 ,750 ,752 ,753 ,763 ,1191 ,1192 ,1193
MERCEDES-BENZ	A1020332052	411003-10-2	94 ,249 ,250 ,446 ,741 ,742 ,743 ,744 ,745 ,746 ,747 ,748 ,749 ,750 ,752 ,753 ,763 ,1191 ,1192 ,1193
MERCEDES-BENZ	A1020332152	411003-10-2	94 ,249 ,250 ,446 ,741 ,742 ,743 ,744 ,745 ,746 ,747 ,748 ,749 ,750 ,752 ,753 ,763 ,1191 ,1192 ,1193
MERCEDES-BENZ	A1020332162	411003-10-2	94 ,249 ,250 ,446 ,741 ,742 ,743 ,744 ,745 ,746 ,747 ,748 ,749 ,750 ,752 ,753 ,763 ,1191 ,1192 ,1193



OE- Reference

OE- Manu.	Reference-No.	SM-No.	On Page
MERCEDES-BENZ	A1020332162	411003-10-2	94 ,249 ,250 ,446 ,741 ,742 ,743 ,744 ,745 ,746 ,747 ,748 ,749 ,750 ,752 ,753 ,763 ,1191 ,1192 ,1193
MERCEDES-BENZ	A1020335002	401005-00-4 401005-00-5 401005-00-6	249 ,250 ,742 ,743 ,744 ,747 ,748 ,749 ,750 ,753 ,1192 ,1193
MERCEDES-BENZ	A1020335101	401005-00-4 401005-00-5 401005-00-6	249 ,250 ,742 ,743 ,744 ,747 ,748 ,749 ,750 ,753 ,1192 ,1193
MERCEDES-BENZ	A1020335202	401005-25-4 401005-25-5 401005-25-6	249 ,250 ,742 ,743 ,744 ,747 ,748 ,749 ,750 ,753 ,1192 ,1193
MERCEDES-BENZ	A1020335301	401005-25-4 401005-25-5 401005-25-6	249 ,250 ,742 ,743 ,744 ,747 ,748 ,749 ,750 ,753 ,1192 ,1193
MERCEDES-BENZ	A1020335302	401005-50-4 401005-50-5 401005-50-6	249 ,250 ,742 ,743 ,744 ,747 ,748 ,749 ,750 ,753 ,1192 ,1193
MERCEDES-BENZ	A1020335401	401005-50-4 401005-50-5 401005-50-6	249 ,250 ,742 ,743 ,744 ,747 ,748 ,749 ,750 ,753 ,1192 ,1193
MERCEDES-BENZ	A1020335702	401005-00-4 401005-00-5 401005-00-6	249 ,250 ,742 ,743 ,744 ,747 ,748 ,749 ,750 ,753 ,1192 ,1193
MERCEDES-BENZ	A1020335801	401005-00-4 401005-00-5 401005-00-6 401012-00-4 401012-00-5	249 ,250 ,742 ,743 ,744 ,747 ,748 ,749 ,750 ,753 ,1192 ,1193
MERCEDES-BENZ	A1020335902	401005-25-4 401005-25-5 401005-25-6	249 ,250 ,742 ,743 ,744 ,747 ,748 ,749 ,750 ,753 ,1192 ,1193
MERCEDES-BENZ	A1020336002	401005-50-4 401005-50-5 401005-50-6	249 ,250 ,742 ,743 ,744 ,747 ,748 ,749 ,750 ,753 ,1192 ,1193
MERCEDES-BENZ	A1020336102	401005-75-4 401005-75-5	249 ,250 ,742 ,743 ,744 ,747 ,748 ,749 ,750 ,753 ,1192 ,1193
MERCEDES-BENZ	A1020337802	401005-00-4 401005-00-5 401005-00-6	249 ,250 ,742 ,743 ,744 ,747 ,748 ,749 ,750 ,753 ,1192 ,1193
MERCEDES-BENZ	A1020337901	401005-00-4 401005-00-5 401005-00-6	249 ,250 ,742 ,743 ,744 ,747 ,748 ,749 ,750 ,753 ,1192 ,1193
MERCEDES-BENZ	A1020338002	401005-25-4 401005-25-5 401005-25-6	249 ,250 ,742 ,743 ,744 ,747 ,748 ,749 ,750 ,753 ,1192 ,1193
MERCEDES-BENZ	A1020338101	401005-25-4 401005-25-5 401005-25-6	249 ,250 ,742 ,743 ,744 ,747 ,748 ,749 ,750 ,753 ,1192 ,1193
MERCEDES-BENZ	A1020338102	401005-50-4 401005-50-5 401005-50-6	249 ,250 ,742 ,743 ,744 ,747 ,748 ,749 ,750 ,753 ,1192 ,1193
MERCEDES-BENZ	A1020338201	401005-50-4 401005-50-5 401005-50-6	249 ,250 ,742 ,743 ,744 ,747 ,748 ,749 ,750 ,753 ,1192 ,1193
MERCEDES-BENZ	A1020501324	401005-100-4	249 ,250 ,742 ,743 ,744 ,747 ,748 ,749 ,750 ,753 ,1192 ,1193
MERCEDES-BENZ	A1025861003	411003-00-2	94 ,249 ,250 ,446 ,741 ,742 ,743 ,744 ,745 ,746 ,747 ,748 ,749 ,750 ,752 ,753 ,763 ,1191 ,1192 ,1193
MERCEDES-BENZ	A1025861103	411003-10-2	94 ,249 ,250 ,446 ,741 ,742 ,743 ,744 ,745 ,746 ,747 ,748 ,749 ,750 ,752 ,753 ,763 ,1191 ,1192 ,1193
MERCEDES-BENZ	A1025861203	411003-10-2	94 ,249 ,250 ,446 ,741 ,742 ,743 ,744 ,745 ,746 ,747 ,748 ,749 ,750 ,752 ,753 ,763 ,1191 ,1192 ,1193
MERCEDES-BENZ	A1600330101	401201-00-3	740 ,1185
MERCEDES-BENZ	A1600330102	401201-00-3	740 ,1185
MERCEDES-BENZ	A1600330362	411201-00-1	740 ,1185
MERCEDES-BENZ	A1600380110	431201-00-3	740 ,1185
MERCEDES-BENZ	A1600380111	431201-00-3	740 ,1185
MERCEDES-BENZ	A160330362	411201-00-1	740 ,1185
MERCEDES-BENZ	A2660330001	401030-00-4	741
MERCEDES-BENZ	A2660330002	401030-00-4	741
MERCEDES-BENZ	A2660330201	401030-00-4	741

OE- Reference



OE- Manu.	Reference-No.	SM-No.	On Page
MERCEDES-BENZ	A2660330201	401030-00-4	741
MERCEDES-BENZ	A266033020154	401030-00-4	741
MERCEDES-BENZ	A2660330202	401030-00-4	741
MERCEDES-BENZ	A266033020254	401030-00-4	741
MERCEDES-BENZ	A2710330062	411005-00-2	480 ,740 ,741 ,742 ,782 ,1185
MERCEDES-BENZ	A2710330162	411005-00-2	480 ,740 ,741 ,742 ,782 ,1185
MERCEDES-BENZ	A3145861803	401003-00-4	754
MERCEDES-BENZ	A3145863003	431006-00-4	754 ,756 ,757
MERCEDES-BENZ	A3145863203	431006-25-4	754 ,756 ,757
MERCEDES-BENZ	A3145863303	431006-50-4	754 ,756 ,757
MERCEDES-BENZ	A3225862403	401003-00-6	755
MERCEDES-BENZ	A3225862603	401003-25-6	755
MERCEDES-BENZ	A3440300760	431006-75-6	296 ,754 ,755 ,756 ,757
MERCEDES-BENZ	A3440300860	431006-100-6	296 ,754 ,755 ,756 ,757
MERCEDES-BENZ	A3450300160	431002-25-6	758
MERCEDES-BENZ	A3450300260	431002-50-6	758
MERCEDES-BENZ	A3520300040	401003-00-4 401003-00-6	754
MERCEDES-BENZ	A3520300097	401003-00-6	755
MERCEDES-BENZ	A3520300197	401003-00-6	755
MERCEDES-BENZ	A3520300240	401003-25-6	755
MERCEDES-BENZ	A3520300297	401003-25-6	755
MERCEDES-BENZ	A3520300340	401003-50-6	755
MERCEDES-BENZ	A3520300397	401003-25-6	755
MERCEDES-BENZ	A3520300440	401003-75-6	755
MERCEDES-BENZ	A3520300497	401003-25-6	755
MERCEDES-BENZ	A3520300597	401003-50-6	755
MERCEDES-BENZ	A3520300697	401003-50-6	755
MERCEDES-BENZ	A3520300740	401003-00-4 401003-00-6 401004-00-4 401004-00-6	754
MERCEDES-BENZ	A3520300740X4	401004-00-4	756
MERCEDES-BENZ	A3520300740X6	401004-00-6	296 ,756 ,757
MERCEDES-BENZ	A3520300797	401003-50-6	755
MERCEDES-BENZ	A3520300897	401003-75-6	755
MERCEDES-BENZ	A3520300940	401003-25-6	755
MERCEDES-BENZ	A3520300997	401003-75-6	755
MERCEDES-BENZ	A3520301040	401003-50-6	755
MERCEDES-BENZ	A3520301140	401003-75-6	755
MERCEDES-BENZ	A3520301297	431006-00-6	296 ,754 ,755 ,756 ,757
MERCEDES-BENZ	A3520301497	431006-25-6	296 ,754 ,755 ,756 ,757
MERCEDES-BENZ	A3520301597	431006-50-6	296 ,754 ,755 ,756 ,757
MERCEDES-BENZ	A3520301697	431006-75-6	296 ,754 ,755 ,756 ,757
MERCEDES-BENZ	A3520301797	431006-100-6	296 ,754 ,755 ,756 ,757
MERCEDES-BENZ	A3520302545	401003-00-6	755
MERCEDES-BENZ	A3520303845	401003-00-4 401003-00-6	754
MERCEDES-BENZ	A3520304045	401003-25-6	755
MERCEDES-BENZ	A3520304145	401003-50-6	755
MERCEDES-BENZ	A3520304245	401003-75-6	755
MERCEDES-BENZ	A3520304445	401003-25-6	755
MERCEDES-BENZ	A3520304545	401003-50-6	755
MERCEDES-BENZ	A3520304645	401003-25-6	755
MERCEDES-BENZ	A3520304745	401003-50-6	755
MERCEDES-BENZ	A3520304845	401003-75-6	755
MERCEDES-BENZ	A3520330001	401003-00-4 401003-00-6	754
MERCEDES-BENZ	A3520330002	401003-00-4 401003-00-6	754



OE- Reference

OE- Manu.	Reference-No.	SM-No.	On Page
MERCEDES-BENZ	A3520330002	401003-00-4 401003-00-6	754
MERCEDES-BENZ	A3520330007	401003-00-4 401003-00-6	754
MERCEDES-BENZ	A3520330008	401003-00-4 401003-00-6	754
MERCEDES-BENZ	A3520330101	401003-00-4 401003-00-6	754
MERCEDES-BENZ	A3520330201	401003-25-6	755
MERCEDES-BENZ	A3520330202	401003-25-6	755
MERCEDES-BENZ	A3520330301	401003-50-6	755
MERCEDES-BENZ	A3520330302	401003-50-6	755
MERCEDES-BENZ	A3520330401	401003-75-6	755
MERCEDES-BENZ	A3520330402	401003-75-6	755
MERCEDES-BENZ	A3520330701	401003-00-4 401003-00-6	754
MERCEDES-BENZ	A3520330702	401003-00-4 401003-00-6	754
MERCEDES-BENZ	A3520330997	401003-75-6	755
MERCEDES-BENZ	A3520331001	401003-25-6	755
MERCEDES-BENZ	A3520331002	401003-25-6	755
MERCEDES-BENZ	A3520331101	401003-50-6	755
MERCEDES-BENZ	A3520331102	401003-50-6	755
MERCEDES-BENZ	A3520331201	401003-75-6	755
MERCEDES-BENZ	A3520331202	401003-75-6	755
MERCEDES-BENZ	A3520333707	401003-00-4 401003-00-6	754
MERCEDES-BENZ	A3520333708	401003-00-4 401003-00-6	754
MERCEDES-BENZ	A3520338307	401003-00-4 401003-00-6	754
MERCEDES-BENZ	A3520338308	401003-00-4 401003-00-6	754
MERCEDES-BENZ	A3520380550	441002-00-6	296 ,754 ,755 ,756
MERCEDES-BENZ	A3520380610	431006-00-4 431006-00-6	754 ,756 ,757
MERCEDES-BENZ	A3520380810	431006-25-4 431006-25-6	754 ,756 ,757
MERCEDES-BENZ	A3520380910	431006-50-4 431006-50-6	754 ,756 ,757
MERCEDES-BENZ	A3520381010	431006-75-6	296 ,754 ,755 ,756 ,757
MERCEDES-BENZ	A3520381110	431006-100-6	296 ,754 ,755 ,756 ,757
MERCEDES-BENZ	A3520381150	441002-00-6	296 ,754 ,755 ,756
MERCEDES-BENZ	A3520382110	431006-00-1 431006-00-4 431006-00-6	296 ,754 ,755 ,756 ,757
MERCEDES-BENZ	A3520382150	441002-00-6	296 ,754 ,755 ,756
MERCEDES-BENZ	A3520382210	431006-25-4 431006-25-6	754 ,756 ,757
MERCEDES-BENZ	A3520382350	441002-00-6	296 ,754 ,755 ,756
MERCEDES-BENZ	A3520382410	431006-50-4 431006-50-6	754 ,756 ,757
MERCEDES-BENZ	A3520382510	431006-75-6	296 ,754 ,755 ,756 ,757
MERCEDES-BENZ	A3520382610	431006-100-6	296 ,754 ,755 ,756 ,757
MERCEDES-BENZ	A3520383110	431006-00-4 431006-00-6	754 ,756 ,757
MERCEDES-BENZ	A3520383310	431006-25-4 431006-25-6	754 ,756 ,757
MERCEDES-BENZ	A3520383410	431006-50-4 431006-50-6	754 ,756 ,757
MERCEDES-BENZ	A3520383510	431006-75-6	296 ,754 ,755 ,756 ,757
MERCEDES-BENZ	A3520383610	431006-100-6	296 ,754 ,755 ,756 ,757
MERCEDES-BENZ	A3520383710	431006-00-1 431006-00-4 431006-00-6	296 ,754 ,755 ,756 ,757

OE- Reference



OE- Manu.	Reference-No.	SM-No.	On Page
MERCEDES-BENZ	A3520383710	431006-00-1 431006-00-4 431006-00-6	296 ,754 ,755 ,756 ,757
MERCEDES-BENZ	A3520383810	431006-00-1 431006-00-4 431006-00-6	296 ,754 ,755 ,756 ,757
MERCEDES-BENZ	A3520384010	431006-25-4 431006-25-6	754 ,756 ,757
MERCEDES-BENZ	A3520384110	431006-50-4 431006-50-6	754 ,756 ,757
MERCEDES-BENZ	A3520384210	431006-75-6	296 ,754 ,755 ,756 ,757
MERCEDES-BENZ	A3520384310	431006-100-6	296 ,754 ,755 ,756 ,757
MERCEDES-BENZ	A3525860003	401003-00-6	755
MERCEDES-BENZ	A3525860203	401003-25-6	755
MERCEDES-BENZ	A3525860303	401003-25-6	755
MERCEDES-BENZ	A3525860397	401003-25-6	755
MERCEDES-BENZ	A3525860403	401003-25-6	755
MERCEDES-BENZ	A3525860503	401003-50-6	755
MERCEDES-BENZ	A3525860603	401003-50-6	755
MERCEDES-BENZ	A3525860703	401003-50-6	755
MERCEDES-BENZ	A3525860803	401003-75-6	755
MERCEDES-BENZ	A3525860903	401003-75-6	755
MERCEDES-BENZ	A3525861203	431006-00-4 431006-00-6	754 ,756 ,757
MERCEDES-BENZ	A3525861403	431006-25-4 431006-25-6	754 ,756 ,757
MERCEDES-BENZ	A3525861503	431006-50-4 431006-50-6	754 ,756 ,757
MERCEDES-BENZ	A3525861603	431006-75-6	296 ,754 ,755 ,756 ,757
MERCEDES-BENZ	A3525861703	431006-100-6	296 ,754 ,755 ,756 ,757
MERCEDES-BENZ	A3525863003	401003-00-6	755
MERCEDES-BENZ	A3525863203	401003-25-6	755
MERCEDES-BENZ	A3525863303	401003-50-6	755
MERCEDES-BENZ	A3525863403	401003-75-6	755
MERCEDES-BENZ	A3525863603	401003-25-6	755
MERCEDES-BENZ	A3525863703	401003-25-6	755
MERCEDES-BENZ	A3525863803	401003-50-6	755
MERCEDES-BENZ	A3525863903	401003-50-6	755
MERCEDES-BENZ	A3525864003	401003-75-6	755
MERCEDES-BENZ	A3525864203	401003-75-6	755
MERCEDES-BENZ	A3550300040	401006-00-6	758 to 759
MERCEDES-BENZ	A3550300045	401006-00-6	758 to 759
MERCEDES-BENZ	A3550300240	401006-25-6	758 to 759
MERCEDES-BENZ	A3550300245	401006-25-6	758 to 759
MERCEDES-BENZ	A3550300340	401006-50-6	758 to 759
MERCEDES-BENZ	A3550300345	401006-50-6	758 to 759
MERCEDES-BENZ	A3550300360	431002-00-6	758
MERCEDES-BENZ	A3550300540	401006-00-6	758 to 759
MERCEDES-BENZ	A3550300545	401006-00-6	758 to 759
MERCEDES-BENZ	A3550300740	401006-25-6	758 to 759
MERCEDES-BENZ	A3550300745	401006-25-6	758 to 759
MERCEDES-BENZ	A3550300840	401006-50-6	758 to 759
MERCEDES-BENZ	A3550300845	401006-50-6	758 to 759
MERCEDES-BENZ	A3550301045	401006-75-6	758 to 759
MERCEDES-BENZ	A3550301340	401006-00-6	758 to 759
MERCEDES-BENZ	A3550301440	401006-00-6	758 to 759
MERCEDES-BENZ	A3550301640	401006-25-6	758 to 759
MERCEDES-BENZ	A3550301717	431002-00-6	758
MERCEDES-BENZ	A3550301740	401006-50-6	758 to 759
MERCEDES-BENZ	A3550301940	401006-00-6	758 to 759
MERCEDES-BENZ	A3550302140	401006-25-6	758 to 759



OE- Reference

OE- Manu.	Reference-No.	SM-No.	On Page
MERCEDES-BENZ	A3550302140	401006-25-6	758 to 759
MERCEDES-BENZ	A3550302240	401006-50-6	758 to 759
MERCEDES-BENZ	A3550302440	401006-75-6	758 to 759
MERCEDES-BENZ	A3550302540	401006-75-6	758 to 759
MERCEDES-BENZ	A3550330201	401006-00-6	758 to 759
MERCEDES-BENZ	A3550330202	401006-00-6	758 to 759
MERCEDES-BENZ	A3550330204	401006-00-6	758 to 759
MERCEDES-BENZ	A3550330205	401006-00-6	758 to 759
MERCEDES-BENZ	A3550330401	401006-25-6	758 to 759
MERCEDES-BENZ	A3550330402	401006-25-6	758 to 759
MERCEDES-BENZ	A3550330404	401006-25-6	758 to 759
MERCEDES-BENZ	A3550330405	401006-25-6	758 to 759
MERCEDES-BENZ	A3550330501	401006-50-6	758 to 759
MERCEDES-BENZ	A3550330502	401006-50-6	758 to 759
MERCEDES-BENZ	A3550330504	401006-50-6	758 to 759
MERCEDES-BENZ	A3550330505	401006-50-6	758 to 759
MERCEDES-BENZ	A3550331501	401006-00-6	758 to 759
MERCEDES-BENZ	A3550331502	401006-00-6	758 to 759
MERCEDES-BENZ	A3550331701	401006-25-6	758 to 759
MERCEDES-BENZ	A3550331702	401006-25-6	758 to 759
MERCEDES-BENZ	A3550331801	401006-50-6	758 to 759
MERCEDES-BENZ	A3550331802	401006-50-6	758 to 759
MERCEDES-BENZ	A3550331804	401006-00-6	758 to 759
MERCEDES-BENZ	A3550331805	401006-00-6	758 to 759
MERCEDES-BENZ	A3550332001	401006-75-6	758 to 759
MERCEDES-BENZ	A3550332002	401006-75-6	758 to 759
MERCEDES-BENZ	A3550332004	401006-25-6	758 to 759
MERCEDES-BENZ	A3550332005	401006-25-6	758 to 759
MERCEDES-BENZ	A3550332104	401006-50-6	758 to 759
MERCEDES-BENZ	A3550332105	401006-50-6	758 to 759
MERCEDES-BENZ	A3550332304	401006-75-6	758 to 759
MERCEDES-BENZ	A3550332305	401006-75-6	758 to 759
MERCEDES-BENZ	A3550332407	401006-00-6	758 to 759
MERCEDES-BENZ	A3550332408	401006-00-6	758 to 759
MERCEDES-BENZ	A3550332607	401006-25-6	758 to 759
MERCEDES-BENZ	A3550332608	401006-25-6	758 to 759
MERCEDES-BENZ	A3550332707	401006-50-6	758 to 759
MERCEDES-BENZ	A3550332708	401006-50-6	758 to 759
MERCEDES-BENZ	A3550333807	401006-00-6	758 to 759
MERCEDES-BENZ	A3550333808	401006-00-6	758 to 759
MERCEDES-BENZ	A3550334007	401006-25-6	758 to 759
MERCEDES-BENZ	A3550334008	401006-25-6	758 to 759
MERCEDES-BENZ	A3550334107	401006-50-6	758 to 759
MERCEDES-BENZ	A3550334108	401006-50-6	758 to 759
MERCEDES-BENZ	A3550334307	401006-75-6	758 to 759
MERCEDES-BENZ	A3550334308	401006-75-6	758 to 759
MERCEDES-BENZ	A3550380910	431002-00-6	758
MERCEDES-BENZ	A3550381910	431002-00-6	758
MERCEDES-BENZ	A3550382110	431002-25-6	758
MERCEDES-BENZ	A3550382210	431002-50-6	758
MERCEDES-BENZ	A3550382310	431002-75-6	758
MERCEDES-BENZ	A3550382410	431002-100-6	758
MERCEDES-BENZ	A3550383310	431002-00-6	758
MERCEDES-BENZ	A3550383510	431002-25-6	758
MERCEDES-BENZ	A3550383610	431002-50-6	758
MERCEDES-BENZ	A3550383710	431002-100-6	758
MERCEDES-BENZ	A3555860803	431002-00-6	758
MERCEDES-BENZ	A3555861003	431002-25-6	758

OE- Reference



OE- Manu.	Reference-No.	SM-No.	On Page
MERCEDES-BENZ	A3555861003	431002-25-6	758
MERCEDES-BENZ	A3555861103	431002-50-6	758
MERCEDES-BENZ	A3555861203	431002-75-6	758
MERCEDES-BENZ	A3555861303	431002-100-6	758
MERCEDES-BENZ	A3555862403	431002-00-6	758
MERCEDES-BENZ	A3555862603	431002-25-6	758
MERCEDES-BENZ	A3555862703	431002-50-6	758
MERCEDES-BENZ	A3555862803	431002-75-6	758
MERCEDES-BENZ	A3555862903	431002-100-6	758
MERCEDES-BENZ	A3555863303	401006-00-6	758 to 759
MERCEDES-BENZ	A3555863503	401006-25-6	758 to 759
MERCEDES-BENZ	A3555863603	401006-50-6	758 to 759
MERCEDES-BENZ	A3605862403	431002-00-6	758
MERCEDES-BENZ	A3640300040	401004-00-4	756
MERCEDES-BENZ	A3640300045	401004-00-4 401004-00-6	756
MERCEDES-BENZ	A3640300060	431006-00-4	754 ,756 ,757
MERCEDES-BENZ	A3640300245	401004-25-4 401004-25-6	756
MERCEDES-BENZ	A3640300345	401004-25-4 401004-25-6	756
MERCEDES-BENZ	A3640300360	431006-00-6	296 ,754 ,755 ,756 ,757
MERCEDES-BENZ	A3640300445	401004-25-4 401004-25-6	756
MERCEDES-BENZ	A3640300460	431006-25-6	296 ,754 ,755 ,756 ,757
MERCEDES-BENZ	A3640300545	401004-50-6	296 ,756 ,757
MERCEDES-BENZ	A3640300560	431006-50-6	296 ,754 ,755 ,756 ,757
MERCEDES-BENZ	A3640300645	401004-50-6	296 ,756 ,757
MERCEDES-BENZ	A3640300660	431006-00-4	754 ,756 ,757
MERCEDES-BENZ	A3640300745	401004-50-6	296 ,756 ,757
MERCEDES-BENZ	A3640300760	431006-75-6	296 ,754 ,755 ,756 ,757
MERCEDES-BENZ	A3640300845	401004-75-6	296 ,756 ,757
MERCEDES-BENZ	A3640300860	431006-00-4 431006-100-6	754 ,756 ,757
MERCEDES-BENZ	A3640300945	401004-75-6	296 ,756 ,757
MERCEDES-BENZ	A3660300040	401004-00-6	296 ,756 ,757
MERCEDES-BENZ	A3660300060	431006-00-6	296 ,754 ,755 ,756 ,757
MERCEDES-BENZ	A3660300260	431006-00-6	296 ,754 ,755 ,756 ,757
MERCEDES-BENZ	A3660300340	401004-00-4 401004-00-6	756
MERCEDES-BENZ	A3660300540	401004-25-4 401004-25-6	756
MERCEDES-BENZ	A3660300640	401004-50-6	296 ,756 ,757
MERCEDES-BENZ	A3660300740	401004-75-6	296 ,756 ,757
MERCEDES-BENZ	A3660301040	401004-00-4 401004-00-6	756
MERCEDES-BENZ	A3660301240	401004-25-4 401004-25-6	756
MERCEDES-BENZ	A3660301340	401004-50-6	296 ,756 ,757
MERCEDES-BENZ	A3660301440	401004-75-6	296 ,756 ,757
MERCEDES-BENZ	A3660330107	401004-00-4 401004-00-6	756
MERCEDES-BENZ	A3660330108	401004-00-4 401004-00-6	756
MERCEDES-BENZ	A3660330301	401004-00-4 401004-00-6	756
MERCEDES-BENZ	A3660330302	401004-00-4 401004-00-6	756
MERCEDES-BENZ	A3660330307	401004-25-6	296 ,756 ,757
MERCEDES-BENZ	A3660330308	401004-25-4 401004-25-6	756
MERCEDES-BENZ	A3660330407	401004-50-6	296 ,756 ,757
MERCEDES-BENZ	A3660330408	401004-50-6	296 ,756 ,757



OE- Reference

OE- Manu.	Reference-No.	SM-No.	On Page
MERCEDES-BENZ	A3660330408	401004-50-6	296 ,756 ,757
MERCEDES-BENZ	A3660330507	401004-75-6	296 ,756 ,757
MERCEDES-BENZ	A3660330508	401004-75-6	296 ,756 ,757
MERCEDES-BENZ	A3660330707	401004-75-6	296 ,756 ,757
MERCEDES-BENZ	A3660330708	401004-75-6	296 ,756 ,757
MERCEDES-BENZ	A3660330907	401004-25-4 401004-25-6	756
MERCEDES-BENZ	A3660330908	401004-25-4 401004-25-6	756
MERCEDES-BENZ	A3660331007	401004-25-4 401004-25-6	756
MERCEDES-BENZ	A3660331008	401004-25-4 401004-25-6	756
MERCEDES-BENZ	A3660331107	401004-50-6	296 ,756 ,757
MERCEDES-BENZ	A3660331108	401004-50-6	296 ,756 ,757
MERCEDES-BENZ	A3660331201	401004-25-4 401004-25-6	756
MERCEDES-BENZ	A3660331202	401004-25-4 401004-25-6	756
MERCEDES-BENZ	A3660331207	401004-50-6	296 ,756 ,757
MERCEDES-BENZ	A3660331208	401004-50-6	296 ,756 ,757
MERCEDES-BENZ	A3660331301	401004-50-6	296 ,756 ,757
MERCEDES-BENZ	A3660331302	401004-50-6	296 ,756 ,757
MERCEDES-BENZ	A3660331307	401004-75-6	296 ,756 ,757
MERCEDES-BENZ	A3660331308	401004-75-6	296 ,756 ,757
MERCEDES-BENZ	A3660331401	401004-75-6	296 ,756 ,757
MERCEDES-BENZ	A3660331402	401004-75-6	296 ,756 ,757
MERCEDES-BENZ	A3660380210	431006-00-1 431006-00-4 431006-00-6	296 ,754 ,755 ,756 ,757
MERCEDES-BENZ	A3660380510	431006-25-4 431006-25-6	754 ,756 ,757
MERCEDES-BENZ	A3660380610	431006-50-4 431006-50-6	754 ,756 ,757
MERCEDES-BENZ	A3760387050	441002-00-6	296 ,754 ,755 ,756
MERCEDES-BENZ	A4015865003	401009-00-8	628 ,629 ,757 ,758 ,759 ,760 ,795 ,796 ,1155
MERCEDES-BENZ	A4025865003	401009-00-8	628 ,629 ,757 ,758 ,759 ,760 ,795 ,796 ,1155
MERCEDES-BENZ	A4025865503	431014-00-8	628 ,629 ,757 ,758 ,759 ,760 ,795 ,796 ,1155
MERCEDES-BENZ	A4025866003	431014-00-8	628 ,629 ,757 ,758 ,759 ,760 ,795 ,796 ,1155
MERCEDES-BENZ	A4025866503	401009-00-8	628 ,629 ,757 ,758 ,759 ,760 ,795 ,796 ,1155
MERCEDES-BENZ	A4030300040	401009-00-8	628 ,629 ,757 ,758 ,759 ,760 ,795 ,796 ,1155
MERCEDES-BENZ	A4030300545	401009-00-8	628 ,629 ,757 ,758 ,759 ,760 ,795 ,796 ,1155
MERCEDES-BENZ	A4030300640	401009-00-8	628 ,629 ,757 ,758 ,759 ,760 ,795 ,796 ,1155
MERCEDES-BENZ	A4030300840	401009-00-8	628 ,629 ,757 ,758 ,759 ,760 ,795 ,796 ,1155
MERCEDES-BENZ	A4030301145	401009-00-8	628 ,629 ,757 ,758 ,759 ,760 ,795 ,796 ,1155
MERCEDES-BENZ	A4030301340	401009-00-8	628 ,629 ,757 ,758 ,759 ,760 ,795 ,796 ,1155
MERCEDES-BENZ	A4030301345	401009-00-8	628 ,629 ,757 ,758 ,759 ,760 ,795 ,796 ,1155
MERCEDES-BENZ	A4030301845	401009-00-8	628 ,629 ,757 ,758 ,759 ,760 ,795 ,796 ,1155
MERCEDES-BENZ	A4030330101	401009-00-8	628 ,629 ,757 ,758 ,759 ,760 ,795 ,796 ,1155
MERCEDES-BENZ	A4030330102	401009-00-8	628 ,629 ,757 ,758 ,759 ,760 ,795 ,796 ,1155
MERCEDES-BENZ	A4030330130	401009-00-8	628 ,629 ,757 ,758 ,759 ,760 ,795 ,796 ,1155
MERCEDES-BENZ	A4030330607	401009-00-8	628 ,629 ,757 ,758 ,759 ,760 ,795 ,796 ,1155
MERCEDES-BENZ	A4030330608	401009-00-8	628 ,629 ,757 ,758 ,759 ,760 ,795 ,796 ,1155
MERCEDES-BENZ	A4030330701	401009-00-8	628 ,629 ,757 ,758 ,759 ,760 ,795 ,796 ,1155
MERCEDES-BENZ	A4030330702	401009-00-8	628 ,629 ,757 ,758 ,759 ,760 ,795 ,796 ,1155
MERCEDES-BENZ	A4030330901	401009-00-8	628 ,629 ,757 ,758 ,759 ,760 ,795 ,796 ,1155
MERCEDES-BENZ	A4030330902	401009-00-8	628 ,629 ,757 ,758 ,759 ,760 ,795 ,796 ,1155
MERCEDES-BENZ	A4030331207	401009-00-8	628 ,629 ,757 ,758 ,759 ,760 ,795 ,796 ,1155
MERCEDES-BENZ	A4030331208	401009-00-8	628 ,629 ,757 ,758 ,759 ,760 ,795 ,796 ,1155
MERCEDES-BENZ	A4030331401	401009-00-8	628 ,629 ,757 ,758 ,759 ,760 ,795 ,796 ,1155
MERCEDES-BENZ	A4030331402	401009-00-8	628 ,629 ,757 ,758 ,759 ,760 ,795 ,796 ,1155

OE- Reference



OE- Manu.	Reference-No.	SM-No.	On Page
MERCEDES-BENZ	A4030331402	401009-00-8	628 ,629 ,757 ,758 ,759 ,760 ,795 ,796 ,1155
MERCEDES-BENZ	A4030331407	401009-00-8	628 ,629 ,757 ,758 ,759 ,760 ,795 ,796 ,1155
MERCEDES-BENZ	A4030331408	401009-00-8	628 ,629 ,757 ,758 ,759 ,760 ,795 ,796 ,1155
MERCEDES-BENZ	A4030331907	401009-00-8	628 ,629 ,757 ,758 ,759 ,760 ,795 ,796 ,1155
MERCEDES-BENZ	A4030331908	401009-00-8	628 ,629 ,757 ,758 ,759 ,760 ,795 ,796 ,1155
MERCEDES-BENZ	A4030381010	431014-00-1	628 ,629 ,757 ,758 ,759 ,760
MERCEDES-BENZ	A4030381110	431014-00-8	628 ,629 ,757 ,758 ,759 ,760 ,795 ,796 ,1155
MERCEDES-BENZ	A4030381710	431014-00-8	628 ,629 ,757 ,758 ,759 ,760 ,795 ,796 ,1155
MERCEDES-BENZ	A4030382410	431014-00-1 431014-00-8	628 ,629 ,757 ,758 ,759 ,760
MERCEDES-BENZ	A4031310233	431005-00-1	581 ,629 ,795 ,1155 ,1188 ,1255
MERCEDES-BENZ	A4031310833	431005-00-1	581 ,629 ,795 ,1155 ,1188 ,1255
MERCEDES-BENZ	A4035860003	401009-00-8	628 ,629 ,757 ,758 ,759 ,760 ,795 ,796 ,1155
MERCEDES-BENZ	A4035866703	401009-00-8	628 ,629 ,757 ,758 ,759 ,760 ,795 ,796 ,1155
MERCEDES-BENZ	A4045865003	401009-00-8	628 ,629 ,757 ,758 ,759 ,760 ,795 ,796 ,1155
MERCEDES-BENZ	A4210300040	401009-00-8	628 ,629 ,757 ,758 ,759 ,760 ,795 ,796 ,1155
MERCEDES-BENZ	A4215860103	401009-00-8	628 ,629 ,757 ,758 ,759 ,760 ,795 ,796 ,1155
MERCEDES-BENZ	A4215860203	401009-00-8	628 ,629 ,757 ,758 ,759 ,760 ,795 ,796 ,1155
MERCEDES-BENZ	A4220300040	401009-00-8	628 ,629 ,757 ,758 ,759 ,760 ,795 ,796 ,1155
MERCEDES-BENZ	A4220300145	401009-00-8	628 ,629 ,757 ,758 ,759 ,760 ,795 ,796 ,1155
MERCEDES-BENZ	A4220300440	401009-00-8	628 ,629 ,757 ,758 ,759 ,760 ,795 ,796 ,1155
MERCEDES-BENZ	A4220300845	401009-00-8	628 ,629 ,757 ,758 ,759 ,760 ,795 ,796 ,1155
MERCEDES-BENZ	A4220301140	401009-00-8	628 ,629 ,757 ,758 ,759 ,760 ,795 ,796 ,1155
MERCEDES-BENZ	A4220302045	401009-00-8	628 ,629 ,757 ,758 ,759 ,760 ,795 ,796 ,1155
MERCEDES-BENZ	A4220330007	401009-00-8	628 ,629 ,757 ,758 ,759 ,760 ,795 ,796 ,1155
MERCEDES-BENZ	A4220330008	401009-00-8	628 ,629 ,757 ,758 ,759 ,760 ,795 ,796 ,1155
MERCEDES-BENZ	A4220330608	401009-00-8	628 ,629 ,757 ,758 ,759 ,760 ,795 ,796 ,1155
MERCEDES-BENZ	A4220330902	401009-00-8	628 ,629 ,757 ,758 ,759 ,760 ,795 ,796 ,1155
MERCEDES-BENZ	A4220380110	431014-00-1 431014-00-8	628 ,629 ,757 ,758 ,759 ,760
MERCEDES-BENZ	A4220381910	431014-00-8	628 ,629 ,757 ,758 ,759 ,760 ,795 ,796 ,1155
MERCEDES-BENZ	A4225860103	401009-00-8	628 ,629 ,757 ,758 ,759 ,760 ,795 ,796 ,1155
MERCEDES-BENZ	A4230300040	401009-00-8	628 ,629 ,757 ,758 ,759 ,760 ,795 ,796 ,1155
MERCEDES-BENZ	A4240300040	401009-00-8	628 ,629 ,757 ,758 ,759 ,760 ,795 ,796 ,1155
MERCEDES-BENZ	A6010300040	401005-00-4 401005-00-5	249 ,250 ,742 ,743 ,744 ,747 ,748 ,749 ,750 ,753 ,1192 ,1193
MERCEDES-BENZ	A6010300056	401005-00-4	249 ,250 ,742 ,743 ,744 ,747 ,748 ,749 ,750 ,753 ,1192 ,1193
MERCEDES-BENZ	A6010300060	431010-00-4	742 to 743
MERCEDES-BENZ	A6010300062	411003-00-2	94 ,249 ,250 ,446 ,741 ,742 ,743 ,744 ,745 ,746 ,747 ,748 ,749 ,750 ,752 ,753 ,763 ,1191 ,1192 ,1193
MERCEDES-BENZ	A6010300140	401005-25-4	249 ,250 ,742 ,743 ,744 ,747 ,748 ,749 ,750 ,753 ,1192 ,1193
MERCEDES-BENZ	A6010300156	401005-00-4 401005-00-5	249 ,250 ,742 ,743 ,744 ,747 ,748 ,749 ,750 ,753 ,1192 ,1193
MERCEDES-BENZ	A6010300160	431010-25-4	742 to 743
MERCEDES-BENZ	A6010300162	411003-10-2	94 ,249 ,250 ,446 ,741 ,742 ,743 ,744 ,745 ,746 ,747 ,748 ,749 ,750 ,752 ,753 ,763 ,1191 ,1192 ,1193
MERCEDES-BENZ	A6010300240	401005-50-4	249 ,250 ,742 ,743 ,744 ,747 ,748 ,749 ,750 ,753 ,1192 ,1193
MERCEDES-BENZ	A6010300260	431010-50-4	742 to 743
MERCEDES-BENZ	A6010300262	411003-20-2	94 ,249 ,250 ,446 ,741 ,742 ,743 ,744 ,745 ,746 ,747 ,748 ,749 ,750 ,752 ,753 ,763 ,1191 ,1192 ,1193
MERCEDES-BENZ	A6010300340	401005-75-4	249 ,250 ,742 ,743 ,744 ,747 ,748 ,749 ,750 ,753 ,1192 ,1193
MERCEDES-BENZ	A6010300540	401005-00-4 401005-00-5 401005-00-6	249 ,250 ,742 ,743 ,744 ,747 ,748 ,749 ,750 ,753 ,1192 ,1193
MERCEDES-BENZ	A6010300560	431010-00-4	742 to 743
MERCEDES-BENZ	A6010300640	401005-25-4 401005-25-5 401005-25-6	249 ,250 ,742 ,743 ,744 ,747 ,748 ,749 ,750 ,753 ,1192 ,1193
MERCEDES-BENZ	A6010300660	431010-25-4	742 to 743
MERCEDES-BENZ	A6010300740	401005-50-4 401005-50-5 401005-50-6	249 ,250 ,742 ,743 ,744 ,747 ,748 ,749 ,750 ,753 ,1192 ,1193



OE- Reference

OE- Manu.	Reference-No.	SM-No.	On Page
MERCEDES-BENZ	A6010300740	401005-50-4 401005-50-5 401005-50-6	249 ,250 ,742 ,743 ,744 ,747 ,748 ,749 ,750 ,753 ,1192 ,1193
MERCEDES-BENZ	A6010300760	431010-50-4	742 to 743
MERCEDES-BENZ	A6010301060	431010-00-4	742 to 743
MERCEDES-BENZ	A6010301160	431010-25-4	742 to 743
MERCEDES-BENZ	A6010301260	431010-50-4	742 to 743
MERCEDES-BENZ	A6010301560	431011-00-4	742 ,744 ,748 ,749 ,1192
MERCEDES-BENZ	A6010301660	431011-25-4	742 ,744 ,748 ,749 ,1192
MERCEDES-BENZ	A6010301760	431011-50-4	742 ,744 ,748 ,749 ,1192
MERCEDES-BENZ	A6010330152	411003-00-2	94 ,249 ,250 ,446 ,741 ,742 ,743 ,744 ,745 ,746 ,747 ,748 ,749 ,750 ,752 ,753 ,763 ,1191 ,1192 ,1193
MERCEDES-BENZ	A6010330252	411003-10-2	94 ,249 ,250 ,446 ,741 ,742 ,743 ,744 ,745 ,746 ,747 ,748 ,749 ,750 ,752 ,753 ,763 ,1191 ,1192 ,1193
MERCEDES-BENZ	A6010330752	411003-00-2	94 ,249 ,250 ,446 ,741 ,742 ,743 ,744 ,745 ,746 ,747 ,748 ,749 ,750 ,752 ,753 ,763 ,1191 ,1192 ,1193
MERCEDES-BENZ	A6010330852	411003-10-2	94 ,249 ,250 ,446 ,741 ,742 ,743 ,744 ,745 ,746 ,747 ,748 ,749 ,750 ,752 ,753 ,763 ,1191 ,1192 ,1193
MERCEDES-BENZ	A6010331352	411003-00-2	94 ,249 ,250 ,446 ,741 ,742 ,743 ,744 ,745 ,746 ,747 ,748 ,749 ,750 ,752 ,753 ,763 ,1191 ,1192 ,1193
MERCEDES-BENZ	A6010331452	411003-10-2	94 ,249 ,250 ,446 ,741 ,742 ,743 ,744 ,745 ,746 ,747 ,748 ,749 ,750 ,752 ,753 ,763 ,1191 ,1192 ,1193
MERCEDES-BENZ	A6010331552	411003-20-2	94 ,249 ,250 ,446 ,741 ,742 ,743 ,744 ,745 ,746 ,747 ,748 ,749 ,750 ,752 ,753 ,763 ,1191 ,1192 ,1193
MERCEDES-BENZ	A6010331952	411003-00-2	94 ,249 ,250 ,446 ,741 ,742 ,743 ,744 ,745 ,746 ,747 ,748 ,749 ,750 ,752 ,753 ,763 ,1191 ,1192 ,1193
MERCEDES-BENZ	A6010332052	411003-10-2	94 ,249 ,250 ,446 ,741 ,742 ,743 ,744 ,745 ,746 ,747 ,748 ,749 ,750 ,752 ,753 ,763 ,1191 ,1192 ,1193
MERCEDES-BENZ	A6010332152	411003-20-2	94 ,249 ,250 ,446 ,741 ,742 ,743 ,744 ,745 ,746 ,747 ,748 ,749 ,750 ,752 ,753 ,763 ,1191 ,1192 ,1193
MERCEDES-BENZ	A6010332201	401005-00-4 401005-00-5 401005-00-6	249 ,250 ,742 ,743 ,744 ,747 ,748 ,749 ,750 ,753 ,1192 ,1193
MERCEDES-BENZ	A6010332202	401005-00-4 401005-00-5 401005-00-6	249 ,250 ,742 ,743 ,744 ,747 ,748 ,749 ,750 ,753 ,1192 ,1193
MERCEDES-BENZ	A6010332401	401005-25-4 401005-25-5 401005-25-6	249 ,250 ,742 ,743 ,744 ,747 ,748 ,749 ,750 ,753 ,1192 ,1193
MERCEDES-BENZ	A6010332402	401005-25-4 401005-25-5 401005-25-6	249 ,250 ,742 ,743 ,744 ,747 ,748 ,749 ,750 ,753 ,1192 ,1193
MERCEDES-BENZ	A6010332501	401005-50-4 401005-50-5 401005-50-6	249 ,250 ,742 ,743 ,744 ,747 ,748 ,749 ,750 ,753 ,1192 ,1193
MERCEDES-BENZ	A6010332502	401005-50-4 401005-50-5 401005-50-6	249 ,250 ,742 ,743 ,744 ,747 ,748 ,749 ,750 ,753 ,1192 ,1193
MERCEDES-BENZ	A6010380511	431010-00-4 431010-00-5 431010-00-6 431011-00-4 431011-00-5 431012-00-4 431012-00-5 431013-00-4 431013-00-5	742 to 743
MERCEDES-BENZ	A6010380911	431010-00-4 431010-00-5 431010-00-6 431011-00-4 431011-00-5 431012-00-4 431012-00-5 431013-00-4 431013-00-5	742 to 743

OE- Reference



OE- Manu.	Reference-No.	SM-No.	On Page
MERCEDES-BENZ	A6010380911	431010-00-4 431010-00-5 431010-00-6 431011-00-4 431011-00-5 431012-00-4 431012-00-5 431013-00-4 431013-00-5	742 to 743
MERCEDES-BENZ	A6010381611	431010-25-4 431010-25-5 431010-25-6 431011-25-4 431011-25-5 431012-25-4 431012-25-5 431013-25-4	742 to 743
MERCEDES-BENZ	A6010381711	431010-50-4 431010-50-5 431010-50-6 431011-50-4 431011-50-5 431012-50-4 431012-50-5 431013-50-4	742 to 743
MERCEDES-BENZ	A6010381811	431010-75-5	743
MERCEDES-BENZ	A6010381950	441006-00-1	249 ,742 ,743 ,744 ,748 ,749 ,1191 ,1192
MERCEDES-BENZ	A6010382011	431010-25-4 431010-25-5 431010-25-6 431011-25-4 431011-25-5 431012-25-4 431012-25-5 431013-25-4	742 to 743
MERCEDES-BENZ	A6010382111	431010-50-4 431010-50-5 431010-50-6 431011-50-4 431011-50-5 431012-50-4 431012-50-5 431013-50-4	742 to 743
MERCEDES-BENZ	A6010382211	431010-75-5	743
MERCEDES-BENZ	A6010382511	431013-00-1	446 ,746 ,747 ,763
MERCEDES-BENZ	A6010383211	431010-00-4 431010-00-5 431010-00-6 431011-00-4 431011-00-5 431012-00-4 431012-00-5 431013-00-4 431013-00-5	742 to 743
MERCEDES-BENZ	A6010383411	431010-25-4 431010-25-5 431010-25-6 431011-25-4 431011-25-5 431012-25-4 431012-25-5 431013-25-4	742 to 743
MERCEDES-BENZ	A6010383511	431010-50-4 431010-50-5 431010-50-6 431011-50-4 431011-50-5 431012-50-4 431012-50-5 431013-50-4	742 to 743
MERCEDES-BENZ	A6010383611	431010-75-5	743
MERCEDES-BENZ	A6010384010	431010-00-4 431010-00-5 431010-00-6	742 to 743
MERCEDES-BENZ	A6010384019	431010-00-4 431010-00-5 431010-00-6	742 to 743



OE- Reference

OE- Manu.	Reference-No.	SM-No.	On Page
MERCEDES-BENZ	A6010384019	431010-00-4 431010-00-5 431010-00-6	742 to 743
MERCEDES-BENZ	A6010384511	431013-00-1	446 ,746 ,747 ,763
MERCEDES-BENZ	A6010384611	431010-00-4 431010-00-5 431010-00-6 431011-00-4 431011-00-5 431012-00-4 431012-00-5 431013-00-4 431013-00-5	742 to 743
MERCEDES-BENZ	A6010387110	431010-25-4 431010-25-5 431010-25-6	742 to 743
MERCEDES-BENZ	A6010387210	431010-50-4 431010-50-5 431010-50-6	742 to 743
MERCEDES-BENZ	A6010387310	431010-75-5	743
MERCEDES-BENZ	A6010388310	431010-00-4 431010-00-5 431010-00-6	742 to 743
MERCEDES-BENZ	A6010388510	431010-25-4 431010-25-5 431010-25-6	742 to 743
MERCEDES-BENZ	A6010388610	431010-50-4 431010-50-5 431010-50-6	742 to 743
MERCEDES-BENZ	A6010388710	431010-75-5	743
MERCEDES-BENZ	A6010389010	431010-00-4 431010-00-5 431010-00-6	742 to 743
MERCEDES-BENZ	A6010389210	431010-25-4 431010-25-5 431010-25-6	742 to 743
MERCEDES-BENZ	A6010389310	431010-50-4 431010-50-5 431010-50-6	742 to 743
MERCEDES-BENZ	A6010389410	431010-75-5	743
MERCEDES-BENZ	A6010389710	431010-00-4 431010-00-5 431010-00-6	742 to 743
MERCEDES-BENZ	A6020300540	401005-00-5	249 ,250 ,743 ,744 ,745 ,747 ,748 ,749 ,750 ,1191 ,1192
MERCEDES-BENZ	A6020300560	431010-00-5	743
MERCEDES-BENZ	A6020300660	431010-25-5	743
MERCEDES-BENZ	A6020300740	401005-50-5	249 ,250 ,743 ,744 ,745 ,747 ,748 ,749 ,750 ,1191 ,1192
MERCEDES-BENZ	A6020300760	431010-50-5	743
MERCEDES-BENZ	A6020300840	401005-75-5	249 ,250 ,743 ,744 ,745 ,747 ,748 ,749 ,750 ,1191 ,1192
MERCEDES-BENZ	A6020300860	431010-75-5	743
MERCEDES-BENZ	A6020301040	401005-00-4 401005-00-5	249 ,250 ,742 ,743 ,744 ,747 ,748 ,749 ,750 ,753 ,1192 ,1193
MERCEDES-BENZ	A6020301060	431010-00-5	743
MERCEDES-BENZ	A6020301160	431010-25-5	743
MERCEDES-BENZ	A6020301240	401005-50-5	249 ,250 ,743 ,744 ,745 ,747 ,748 ,749 ,750 ,1191 ,1192
MERCEDES-BENZ	A6020301260	431010-50-5	743
MERCEDES-BENZ	A6020301340	401005-75-5	249 ,250 ,743 ,744 ,745 ,747 ,748 ,749 ,750 ,1191 ,1192
MERCEDES-BENZ	A6020301360	431010-75-5	743
MERCEDES-BENZ	A6020301540	401005-00-4 401005-00-5 401005-00-6	249 ,250 ,742 ,743 ,744 ,747 ,748 ,749 ,750 ,753 ,1192 ,1193
MERCEDES-BENZ	A6020301560	431012-00-5	743 ,745 ,749 ,1191
MERCEDES-BENZ	A6020301640	401005-25-4 401005-25-5 401005-25-6	249 ,250 ,742 ,743 ,744 ,747 ,748 ,749 ,750 ,753 ,1192 ,1193
MERCEDES-BENZ	A6020301660	431012-25-5	743 ,745 ,749 ,1191
MERCEDES-BENZ	A6020301740	401005-50-4 401005-50-5 401005-50-6	249 ,250 ,742 ,743 ,744 ,747 ,748 ,749 ,750 ,753 ,1192 ,1193

OE- Reference



OE- Manu.	Reference-No.	SM-No.	On Page
MERCEDES-BENZ	A6020301740	401005-50-4 401005-50-5 401005-50-6	249 ,250 ,742 ,743 ,744 ,747 ,748 ,749 ,750 ,753 ,1192 ,1193
MERCEDES-BENZ	A6020301760	431012-50-5	743 ,745 ,749 ,1191
MERCEDES-BENZ	A6020302040	401012-00-4 401012-00-5	746 ,763
MERCEDES-BENZ	A6020302140	401012-25-5	94 ,446 ,746 ,749 ,1191
MERCEDES-BENZ	A6020302560	431011-00-5	744 ,748 ,750 ,1192
MERCEDES-BENZ	A6020302660	431011-25-5	744 ,748 ,750 ,1192
MERCEDES-BENZ	A6020302760	431011-50-5	744 ,748 ,750 ,1192
MERCEDES-BENZ	A6020330102	401012-00-4 401012-00-5	746 ,763
MERCEDES-BENZ	A6020330202	401012-25-4	746 ,763
MERCEDES-BENZ	A6020330303	401012-50-4	746 ,763
MERCEDES-BENZ	A6020380110	431011-00-4 431011-00-5	742 ,744 ,748 ,749 ,1192
MERCEDES-BENZ	A6020380310	431011-25-4 431011-25-5	742 ,744 ,748 ,749 ,1192
MERCEDES-BENZ	A6020380410	431011-50-4 431011-50-5	742 ,744 ,748 ,749 ,1192
MERCEDES-BENZ	A6020381010	431011-00-4 431011-00-5	742 ,744 ,748 ,749 ,1192
MERCEDES-BENZ	A6030300560	431010-00-6	744
MERCEDES-BENZ	A6030300660	431010-25-6	744
MERCEDES-BENZ	A6030300740	401005-50-6	250 ,740 ,741 ,744 ,745 ,747 ,749 ,750 ,752 ,1192
MERCEDES-BENZ	A6030300760	431010-50-6	744
MERCEDES-BENZ	A6030301240	401005-50-6	250 ,740 ,741 ,744 ,745 ,747 ,749 ,750 ,752 ,1192
MERCEDES-BENZ	A6030301560	431010-00-6	744
MERCEDES-BENZ	A6030301660	431010-25-6	744
MERCEDES-BENZ	A6030301760	431010-50-6	744
MERCEDES-BENZ	A6030382210	431012-00-4 431012-00-5	748
MERCEDES-BENZ	A6030382410	431012-25-4 431012-25-5	748
MERCEDES-BENZ	A6030382510	431012-50-4 431012-50-5	748
MERCEDES-BENZ	A6070300062	413802-00-1	240 ,241 ,242 ,491 ,618 ,622 ,740 ,814 ,815 ,999 ,1000 ,1001 ,1002 ,1003 ,1004 ,1206
MERCEDES-BENZ	A6070330001	403804-00-4	208 ,240 ,241 ,491 ,618 ,622 ,740 ,814 ,815 ,998 ,999 ,1000 ,1001 ,1002 ,1003 ,1004 ,1206
MERCEDES-BENZ	A6070330002	403804-00-4	208 ,240 ,241 ,491 ,618 ,622 ,740 ,814 ,815 ,998 ,999 ,1000 ,1001 ,1002 ,1003 ,1004 ,1206
MERCEDES-BENZ	A6070330101	403804-00-4	208 ,240 ,241 ,491 ,618 ,622 ,740 ,814 ,815 ,998 ,999 ,1000 ,1001 ,1002 ,1003 ,1004 ,1206
MERCEDES-BENZ	A6070330102	403804-00-4	208 ,240 ,241 ,491 ,618 ,622 ,740 ,814 ,815 ,998 ,999 ,1000 ,1001 ,1002 ,1003 ,1004 ,1206
MERCEDES-BENZ	A6070330201	403804-00-4	208 ,240 ,241 ,491 ,618 ,622 ,740 ,814 ,815 ,998 ,999 ,1000 ,1001 ,1002 ,1003 ,1004 ,1206
MERCEDES-BENZ	A6070330202	403804-00-4	208 ,240 ,241 ,491 ,618 ,622 ,740 ,814 ,815 ,998 ,999 ,1000 ,1001 ,1002 ,1003 ,1004 ,1206
MERCEDES-BENZ	A6070330301	403804-00-4	208 ,240 ,241 ,491 ,618 ,622 ,740 ,814 ,815 ,998 ,999 ,1000 ,1001 ,1002 ,1003 ,1004 ,1206
MERCEDES-BENZ	A6070330302	403804-00-4	208 ,240 ,241 ,491 ,618 ,622 ,740 ,814 ,815 ,998 ,999 ,1000 ,1001 ,1002 ,1003 ,1004 ,1206
MERCEDES-BENZ	A6080330000	403804-00-4	208 ,240 ,241 ,491 ,618 ,622 ,740 ,814 ,815 ,998 ,999 ,1000 ,1001 ,1002 ,1003 ,1004 ,1206
MERCEDES-BENZ	A6080330100	403804-00-4	208 ,240 ,241 ,491 ,618 ,622 ,740 ,814 ,815 ,998 ,999 ,1000 ,1001 ,1002 ,1003 ,1004 ,1206
MERCEDES-BENZ	A6080330200	403804-00-4	208 ,240 ,241 ,491 ,618 ,622 ,740 ,814 ,815 ,998 ,999 ,1000 ,1001 ,1002 ,1003 ,1004 ,1206
MERCEDES-BENZ	A6080330300	403804-00-4	208 ,240 ,241 ,491 ,618 ,622 ,740 ,814 ,815 ,998 ,999 ,1000 ,1001 ,1002 ,1003 ,1004 ,1206
MERCEDES-BENZ	A6110300060	431013-00-1 431013-00-4	446 ,746 ,747 ,763
MERCEDES-BENZ	A6110300160	431013-25-4	746 ,763
MERCEDES-BENZ	A6110300260	431013-50-4	746 ,763



OE- Reference

OE- Manu.	Reference-No.	SM-No.	On Page
MERCEDES-BENZ	A6110300260	431013-50-4	746 ,763
MERCEDES-BENZ	A6110380110	431013-00-1	446 ,746 ,747 ,763
MERCEDES-BENZ	A6115860003	401001-50-4	742 ,745 ,746 ,751 ,752 ,753 ,1152
MERCEDES-BENZ	A6120300060	431013-00-1 431013-00-5	446 ,746 ,747 ,763
MERCEDES-BENZ	A6130100060	431013-00-1	446 ,746 ,747 ,763
MERCEDES-BENZ	A6130300060	431013-00-1	446 ,746 ,747 ,763
MERCEDES-BENZ	A6150300040	401008-00-4	746 ,751 ,752
MERCEDES-BENZ	A6150300060	431008-00-4	745 ,746 ,751 ,752 ,1152
MERCEDES-BENZ	A6150300062	411004-00-2	745 ,746 ,751 ,752 ,753
MERCEDES-BENZ	A6150300140	401008-25-4	746 ,751 ,752
MERCEDES-BENZ	A6150300160	431008-25-4	745 ,746 ,751 ,752 ,1152
MERCEDES-BENZ	A6150300240	401008-50-4	746 ,751 ,752
MERCEDES-BENZ	A6150300260	431008-50-4	745 ,746 ,751 ,752 ,1152
MERCEDES-BENZ	A6150300340	401008-75-4	746 ,751 ,752
MERCEDES-BENZ	A6150300360	431008-75-4	745 ,746 ,751 ,752 ,1152
MERCEDES-BENZ	A6150300460	431008-100-4	745 ,746 ,751 ,752 ,1152
MERCEDES-BENZ	A6150300540	401001-00-4	742 ,745 ,746 ,751 ,752 ,753 ,1152
MERCEDES-BENZ	A6150300560	431008-00-4	745 ,746 ,751 ,752 ,1152
MERCEDES-BENZ	A6150300640	401001-25-4	742 ,745 ,746 ,751 ,752 ,753 ,1152
MERCEDES-BENZ	A6150300740	401001-50-4	742 ,745 ,746 ,751 ,752 ,753 ,1152
MERCEDES-BENZ	A6150300940	401001-100-4	742 ,745 ,746 ,751 ,752 ,753 ,1152
MERCEDES-BENZ	A6150301040	401008-00-4	746 ,751 ,752
MERCEDES-BENZ	A6150301240	401008-50-4	746 ,751 ,752
MERCEDES-BENZ	A6150330002	401001-00-4 401008-00-4	742 ,745 ,746 ,751 ,752 ,753 ,1152
MERCEDES-BENZ	A6150330202	401001-25-4 401008-25-4	742 ,745 ,746 ,751 ,752 ,753 ,1152
MERCEDES-BENZ	A6150330302	401001-50-4 401008-50-4	742 ,745 ,746 ,751 ,752 ,753 ,1152
MERCEDES-BENZ	A6150330402	401001-75-4 401008-75-4	742 ,745 ,746 ,751 ,752 ,753 ,1152
MERCEDES-BENZ	A6150330502	401001-100-4	742 ,745 ,746 ,751 ,752 ,753 ,1152
MERCEDES-BENZ	A6150330602	401001-00-4 401008-00-4	742 ,745 ,746 ,751 ,752 ,753 ,1152
MERCEDES-BENZ	A6150330701	401001-00-4 401008-00-4	742 ,745 ,746 ,751 ,752 ,753 ,1152
MERCEDES-BENZ	A6150330802	401001-25-4 401008-25-4	742 ,745 ,746 ,751 ,752 ,753 ,1152
MERCEDES-BENZ	A6150330901	401001-25-4 401008-25-4	742 ,745 ,746 ,751 ,752 ,753 ,1152
MERCEDES-BENZ	A6150331001	401001-50-4 401008-50-4	742 ,745 ,746 ,751 ,752 ,753 ,1152
MERCEDES-BENZ	A6150331101	401001-75-4 401008-75-4	742 ,745 ,746 ,751 ,752 ,753 ,1152
MERCEDES-BENZ	A6150331201	401001-100-4	742 ,745 ,746 ,751 ,752 ,753 ,1152
MERCEDES-BENZ	A6150331301	401001-00-4 401008-00-4	742 ,745 ,746 ,751 ,752 ,753 ,1152
MERCEDES-BENZ	A6150331501	401001-25-4 401008-25-4	742 ,745 ,746 ,751 ,752 ,753 ,1152
MERCEDES-BENZ	A6150334407	401001-00-4	742 ,745 ,746 ,751 ,752 ,753 ,1152
MERCEDES-BENZ	A6150336207	401001-25-4	742 ,745 ,746 ,751 ,752 ,753 ,1152
MERCEDES-BENZ	A6150336307	401001-50-4	742 ,745 ,746 ,751 ,752 ,753 ,1152
MERCEDES-BENZ	A6150336407	401001-75-4	742 ,745 ,746 ,751 ,752 ,753 ,1152
MERCEDES-BENZ	A6150336507	401001-100-4	742 ,745 ,746 ,751 ,752 ,753 ,1152
MERCEDES-BENZ	A6150382610	431008-00-4 431008-00-5	745 ,746 ,751 ,752 ,1152
MERCEDES-BENZ	A6150382910	431008-25-4	745 ,746 ,751 ,752 ,1152
MERCEDES-BENZ	A6150383010	431008-50-4	745 ,746 ,751 ,752 ,1152
MERCEDES-BENZ	A6150383110	431008-75-4	745 ,746 ,751 ,752 ,1152
MERCEDES-BENZ	A6150383210	431008-100-4	745 ,746 ,751 ,752 ,1152
MERCEDES-BENZ	A6155860003	401001-00-4	742 ,745 ,746 ,751 ,752 ,753 ,1152
MERCEDES-BENZ	A6155860103	401001-25-4	742 ,745 ,746 ,751 ,752 ,753 ,1152

OE- Reference



OE- Manu.	Reference-No.	SM-No.	On Page
MERCEDES-BENZ	A6155860103	401001-25-4	742 ,745 ,746 ,751 ,752 ,753 ,1152
MERCEDES-BENZ	A6155860203	401001-50-4	742 ,745 ,746 ,751 ,752 ,753 ,1152
MERCEDES-BENZ	A6155861003	401001-00-4	742 ,745 ,746 ,751 ,752 ,753 ,1152
MERCEDES-BENZ	A6155861203	401001-50-4	742 ,745 ,746 ,751 ,752 ,753 ,1152
MERCEDES-BENZ	A6155861503	401001-50-4	742 ,745 ,746 ,751 ,752 ,753 ,1152
MERCEDES-BENZ	A6155861603	401001-50-4	742 ,745 ,746 ,751 ,752 ,753 ,1152
MERCEDES-BENZ	A6155862203	431008-00-4	745 ,746 ,751 ,752 ,1152
MERCEDES-BENZ	A6155862303	431008-25-4	745 ,746 ,751 ,752 ,1152
MERCEDES-BENZ	A6155862403	431008-50-4	745 ,746 ,751 ,752 ,1152
MERCEDES-BENZ	A6155862503	431008-75-4	745 ,746 ,751 ,752 ,1152
MERCEDES-BENZ	A6155862603	431008-100-4	745 ,746 ,751 ,752 ,1152
MERCEDES-BENZ	A6155863403	401008-00-4	746 ,751 ,752
MERCEDES-BENZ	A6155863503	401008-25-4	746 ,751 ,752
MERCEDES-BENZ	A6155863603	401008-50-4	746 ,751 ,752
MERCEDES-BENZ	A6155863703	401008-75-4	746 ,751 ,752
MERCEDES-BENZ	A6160300040	401008-00-4	746 ,751 ,752
MERCEDES-BENZ	A6160300062	411004-00-2	745 ,746 ,751 ,752 ,753
MERCEDES-BENZ	A6160300240	401008-50-4	746 ,751 ,752
MERCEDES-BENZ	A6160300540	401001-00-4	742 ,745 ,746 ,751 ,752 ,753 ,1152
MERCEDES-BENZ	A6160300640	401001-25-4	742 ,745 ,746 ,751 ,752 ,753 ,1152
MERCEDES-BENZ	A6160300740	401001-50-4	742 ,745 ,746 ,751 ,752 ,753 ,1152
MERCEDES-BENZ	A6160300840	401001-75-4	742 ,745 ,746 ,751 ,752 ,753 ,1152
MERCEDES-BENZ	A6160300940	401001-100-4	742 ,745 ,746 ,751 ,752 ,753 ,1152
MERCEDES-BENZ	A6165860003	401001-00-4	742 ,745 ,746 ,751 ,752 ,753 ,1152
MERCEDES-BENZ	A6165860103	401001-25-4	742 ,745 ,746 ,751 ,752 ,753 ,1152
MERCEDES-BENZ	A6165860203	401001-50-4	742 ,745 ,746 ,751 ,752 ,753 ,1152
MERCEDES-BENZ	A6165860303	401001-75-4	742 ,745 ,746 ,751 ,752 ,753 ,1152
MERCEDES-BENZ	A6165860403	401001-100-4	742 ,745 ,746 ,751 ,752 ,753 ,1152
MERCEDES-BENZ	A6165860503	401001-25-4	742 ,745 ,746 ,751 ,752 ,753 ,1152
MERCEDES-BENZ	A6165860603	401001-50-4	742 ,745 ,746 ,751 ,752 ,753 ,1152
MERCEDES-BENZ	A6165860703	401001-75-4	742 ,745 ,746 ,751 ,752 ,753 ,1152
MERCEDES-BENZ	A6165860803	401001-100-4	742 ,745 ,746 ,751 ,752 ,753 ,1152
MERCEDES-BENZ	A6170300060	431008-00-5	751 ,753
MERCEDES-BENZ	A6170300062	411004-00-2	745 ,746 ,751 ,752 ,753
MERCEDES-BENZ	A6170330001	401008-00-4	746 ,751 ,752
MERCEDES-BENZ	A6170330201	401008-25-4	746 ,751 ,752
MERCEDES-BENZ	A6170330301	401008-50-4	746 ,751 ,752
MERCEDES-BENZ	A6170330401	401008-75-4	746 ,751 ,752
MERCEDES-BENZ	A6170330601	401008-00-4	746 ,751 ,752
MERCEDES-BENZ	A6170330701	401008-25-4	746 ,751 ,752
MERCEDES-BENZ	A6170330801	401008-50-4	746 ,751 ,752
MERCEDES-BENZ	A6170330862	411004-00-2	745 ,746 ,751 ,752 ,753
MERCEDES-BENZ	A6170331262	411004-00-2	745 ,746 ,751 ,752 ,753
MERCEDES-BENZ	A6170331862	411004-00-2	745 ,746 ,751 ,752 ,753
MERCEDES-BENZ	A6170332362	411004-00-2	745 ,746 ,751 ,752 ,753
MERCEDES-BENZ	A6175860503	431008-00-5	751 ,753
MERCEDES-BENZ	A6175861903	411004-00-2	745 ,746 ,751 ,752 ,753
MERCEDES-BENZ	A6260300040	433830-00-4	344 ,740 ,816 ,857 ,1005 ,1284 ,1285
MERCEDES-BENZ	A6260330401	433830-00-4	344 ,740 ,816 ,857 ,1005 ,1284 ,1285
MERCEDES-BENZ	A6260330501	403820-00-4	344 ,816 ,857 ,1005 ,1006 ,1283 ,1285
MERCEDES-BENZ	A6260330601	403820-00-4	344 ,816 ,857 ,1005 ,1006 ,1283 ,1285
MERCEDES-BENZ	A6260330701	403820-00-4	344 ,816 ,857 ,1005 ,1006 ,1283 ,1285
MERCEDES-BENZ	A6260330801	403820-00-4	344 ,816 ,857 ,1005 ,1006 ,1283 ,1285
MERCEDES-BENZ	A6400330201	401018-00-4	741
MERCEDES-BENZ	A6400331102	401018-00-4	741
MERCEDES-BENZ	A6400380211	431028-00-4	741
MERCEDES-BENZ	A6400380310	431028-00-4	741
MERCEDES-BENZ	A6460300060	431013-00-4	746 ,763



OE- Reference

OE- Manu.	Reference-No.	SM-No.	On Page
MERCEDES-BENZ	A6460300060	431013-00-4	746 ,763
MERCEDES-BENZ	A6510300060	431029-00-4	446 ,556 ,741 ,763
MERCEDES-BENZ	A6510330101	401020-00-4	446 ,556 ,741 ,763
MERCEDES-BENZ	A6510330102	401020-00-4	446 ,556 ,741 ,763
MERCEDES-BENZ	A6510330401	401020-00-4	446 ,556 ,741 ,763
MERCEDES-BENZ	A6510330402	401020-00-4	446 ,556 ,741 ,763
MERCEDES-BENZ	A6510330701	401020-00-4	446 ,556 ,741 ,763
MERCEDES-BENZ	A6510331002	401020-00-4	446 ,556 ,741 ,763
MERCEDES-BENZ	A6510331102	401020-00-4	446 ,556 ,741 ,763
MERCEDES-BENZ	A6510331201	401020-00-4	446 ,556 ,741 ,763
MERCEDES-BENZ	A6510331602	401020-00-4	446 ,556 ,741 ,763
MERCEDES-BENZ	A6510331702	401020-00-4	446 ,556 ,741 ,763

MITSUBISHI	1052A448	408703-00-4	285 ,421 ,481 ,783 ,784
MITSUBISHI	1052A468	408703-00-4	285 ,421 ,481 ,783 ,784
MITSUBISHI	1115A117	438706-00-4	783
MITSUBISHI	1115A294	438706-00-4	783
MITSUBISHI	201562	408702-00-4	784 to 785
MITSUBISHI	M287714	413803-00-1	23 ,24 ,243 ,618 ,780 ,781 ,816 ,857 ,858 ,860 ,1001 ,1005 ,1006 ,1007 ,1008 ,1009 ,1011 ,1207 ,1283 ,1284 ,1286 ,1404 ,1405 ,1406
MITSUBISHI	M887703	403803-00-4	243 ,618 ,780 ,781 ,816 ,857 ,858 ,860 ,1005 ,1006 ,1007 ,1008 ,1009 ,1207 ,1283 ,1284 ,1286
MITSUBISHI	MD020381	408701-00-4	285 ,353 ,421 ,481 ,482 ,488 ,550 ,574 ,781 ,782 ,783 ,784
MITSUBISHI	MD024856	438703-00-4	285 ,353 ,421 ,422 ,435 ,481 ,482 ,488 ,550 ,574 ,660 ,781 ,782 ,783 ,784
MITSUBISHI	MD026430	438703-00-4	285 ,353 ,421 ,422 ,435 ,481 ,482 ,488 ,550 ,574 ,660 ,781 ,782 ,783 ,784
MITSUBISHI	MD026445	408701-00-4	285 ,353 ,421 ,481 ,482 ,488 ,550 ,574 ,781 ,782 ,783 ,784
MITSUBISHI	MD050360	408701-00-4	285 ,353 ,421 ,481 ,482 ,488 ,550 ,574 ,781 ,782 ,783 ,784
MITSUBISHI	MD050365	438703-00-4	285 ,353 ,421 ,422 ,435 ,481 ,482 ,488 ,550 ,574 ,660 ,781 ,782 ,783 ,784
MITSUBISHI	MD153622	438703-00-4	285 ,353 ,421 ,422 ,435 ,481 ,482 ,488 ,550 ,574 ,660 ,781 ,782 ,783 ,784
MITSUBISHI	MD310665	408703-00-4	285 ,421 ,481 ,783 ,784
MITSUBISHI	MD374820	418706-00-1	285 ,421 ,481 ,783 ,784
MITSUBISHI	MD973121	408701-00-4	285 ,353 ,421 ,481 ,482 ,488 ,550 ,574 ,781 ,782 ,783 ,784
MITSUBISHI	ME011530	408704-00-4	785
MITSUBISHI	ME200022	408702-00-4	784 to 785
MITSUBISHI	ME200043	438702-00-4	784 to 785
MITSUBISHI	ME200046	438702-00-4	784 to 785
MITSUBISHI	ME200280	418702-00-2	784 to 785
MITSUBISHI	ME200281	418702-00-2	784 to 785
MITSUBISHI	ME200665	408702-00-4	784 to 785
MITSUBISHI	ME201565	408702-00-4	784 to 785
MITSUBISHI	ME99651921	408702-00-4	784 to 785
MITSUBISHI	ME9965268	408702-00-4	784 to 785
MITSUBISHI	ME9965335	438702-00-4	784 to 785
MITSUBISHI	ME9978802	408702-00-4	784 to 785
MITSUBISHI	ME9978879	438702-00-4	784 to 785
MITSUBISHI	ME999384	408704-00-4	785
MITSUBISHI	ME999385	408704-25-4	785

MMZ	A23.01 - 12002	403301-00-6	
MMZ	A23.01 - 7821	433301-00-6	
MMZ	A23.01 - 9109	403301-00-6	
MMZ	A23.01 - 9110	403301-00-6	
MMZ	A23.01 - 9111	403301-00-6	
MMZ	A23.01 - 9112	403301-00-6	

MWM	12160535	413201-00-2	306 ,788
MWM	12160569	403201-00-1	306 ,788
MWM	12160710	433201-75-1	306 ,788
MWM	6.228.0.430.001.4	403201-00-1	306 ,788

OE- Reference



OE- Manu.	Reference-No.	SM-No.	On Page
MWM	6.228.0.430.001.4	403201-00-1	306 ,788
MWM	6.228.0.430.001.7	403201-00-1	306 ,788
MWM	6.228.0.430.002.4	403201-00-1	306 ,788
MWM	6.228.8.430.003.7	403201-25-1	306 ,788
MWM	6.228.8.430.005.4	403201-50-1	306 ,788
MWM	6.228.8.430.005.7	403201-50-1	306 ,788
MWM	6.228.8.430.006.4	403201-50-1	306 ,788
MWM	6.228.8.430.007.4	403201-75-1	306 ,788
MWM	6.228.8.430.007.7	403201-75-1	306 ,788
MWM	6.228.8.430.008.4	403201-75-1	306 ,788
MWM	622803400017	413201-00-2	306 ,788
MWM	622803400114	413201-00-2	306 ,788
MWM	622803400117	413201-00-2	306 ,788
MWM	622803400124	413201-00-2	306 ,788
MWM	622804300014	403201-00-1	306 ,788
MWM	622804300017	403201-00-1	306 ,788
MWM	622804300024	403201-00-1	306 ,788
MWM	622804300157	433201-50-1	306 ,788
MWM	622884300034	403201-25-1	306 ,788
MWM	622884300037	403201-25-1	306 ,788
MWM	622884300044	403201-25-1	306 ,788
MWM	622884300137	433201-25-1	306 ,788
MWM	622884300177	433201-75-1	306 ,788

NISSAN	12111-00Q0A	433821-00-4	817 ,818 ,860 ,861 ,1009 ,1010 ,1287
NISSAN	12111-00Q0K	433830-00-4	344 ,740 ,816 ,857 ,1005 ,1284 ,1285
NISSAN	12111-43G00	439001-00-4	424 ,499 ,820 ,821
NISSAN	12111-43G01	439001-00-4	424 ,499 ,820 ,821
NISSAN	12111-AD20B	439004-00-4	819 to 820
NISSAN	1211143G00	439001-00-4	424 ,499 ,820 ,821
NISSAN	1211143G01	439001-00-4	424 ,499 ,820 ,821
NISSAN	12111AD20B	439002-00-4	819 to 820
NISSAN	12117-00Q0C	403820-00-4	344 ,816 ,857 ,1005 ,1006 ,1283 ,1285
NISSAN	12117-00Q0K	433821-00-4	817 ,818 ,860 ,861 ,1009 ,1010 ,1287
NISSAN	12207-43G10	409001-00-4	424 ,498 ,499 ,819 ,820 ,821
NISSAN	12207-54T10	409001-00-4	424 ,498 ,499 ,819 ,820 ,821
NISSAN	1220743G00	409001-00-4	424 ,498 ,499 ,819 ,820 ,821
NISSAN	1220743G10	409001-00-4	424 ,498 ,499 ,819 ,820 ,821
NISSAN	1220754T00	409001-00-4	424 ,498 ,499 ,819 ,820 ,821
NISSAN	1220754T10	409001-00-4	424 ,498 ,499 ,819 ,820 ,821
NISSAN	12207AD200	409002-00-4	819 to 820
NISSAN	12207ES60A	409002-00-4	819 to 820
NISSAN	12210-00Q0A	403818-00-4	819 ,863 ,1011 ,1012 ,1290
NISSAN	12210-00Q0D	403803-00-4	243 ,618 ,780 ,781 ,816 ,857 ,858 ,860 ,1005 ,1006 ,1007 ,1008 ,1009 ,1207 ,1283 ,1284 ,1286
NISSAN	12210-00Q0E	403803-00-4	243 ,618 ,780 ,781 ,816 ,857 ,858 ,860 ,1005 ,1006 ,1007 ,1008 ,1009 ,1207 ,1283 ,1284 ,1286
NISSAN	12210-00QAC	403803-00-4	243 ,618 ,780 ,781 ,816 ,857 ,858 ,860 ,1005 ,1006 ,1007 ,1008 ,1009 ,1207 ,1283 ,1284 ,1286
NISSAN	12210-00QAD	403818-00-4	819 ,863 ,1011 ,1012 ,1290
NISSAN	12210-00QAE	403803-00-4	243 ,618 ,780 ,781 ,816 ,857 ,858 ,860 ,1005 ,1006 ,1007 ,1008 ,1009 ,1207 ,1283 ,1284 ,1286
NISSAN	12210-00QAF	403803-00-4	243 ,618 ,780 ,781 ,816 ,857 ,858 ,860 ,1005 ,1006 ,1007 ,1008 ,1009 ,1207 ,1283 ,1284 ,1286
NISSAN	12215AD200	409002-00-4	819 to 820
NISSAN	12223-00Q0D	403816-00-4	817 ,818 ,860 ,861 ,1009 ,1010 ,1287
NISSAN	12223-00Q0E	403816-00-4	817 ,818 ,860 ,861 ,1009 ,1010 ,1287
NISSAN	12223-00Q0F	403816-00-4	817 ,818 ,860 ,861 ,1009 ,1010 ,1287
NISSAN	12223-00Q1G	403816-00-4	817 ,818 ,860 ,861 ,1009 ,1010 ,1287
NISSAN	12223-00Q1H	403816-00-4	817 ,818 ,860 ,861 ,1009 ,1010 ,1287



OE- Reference

OE- Manu.	Reference-No.	SM-No.	On Page
NISSAN	12223-00Q1H	403816-00-4	817 ,818 ,860 ,861 ,1009 ,1010 ,1287
NISSAN	12223-00Q1J	403816-00-4	817 ,818 ,860 ,861 ,1009 ,1010 ,1287
NISSAN	12223-00Q1K	403816-00-4	817 ,818 ,860 ,861 ,1009 ,1010 ,1287
NISSAN	12223-00Q1L	403816-00-4	817 ,818 ,860 ,861 ,1009 ,1010 ,1287
NISSAN	12223-00Q1M	403816-00-4	817 ,818 ,860 ,861 ,1009 ,1010 ,1287
NISSAN	12223-00Q2A	403816-00-4	817 ,818 ,860 ,861 ,1009 ,1010 ,1287
NISSAN	12223-00Q2B	403816-00-4	817 ,818 ,860 ,861 ,1009 ,1010 ,1287
NISSAN	12223-00Q2C	403816-00-4	817 ,818 ,860 ,861 ,1009 ,1010 ,1287
NISSAN	12223-00Q2D	403816-00-4	817 ,818 ,860 ,861 ,1009 ,1010 ,1287
NISSAN	12223-00Q2E	403816-00-4	817 ,818 ,860 ,861 ,1009 ,1010 ,1287
NISSAN	12223-00Q2F	403816-00-4	817 ,818 ,860 ,861 ,1009 ,1010 ,1287
NISSAN	12223-00Q2G	403816-00-4	817 ,818 ,860 ,861 ,1009 ,1010 ,1287
NISSAN	12223-00Q2H	403816-00-4	817 ,818 ,860 ,861 ,1009 ,1010 ,1287
NISSAN	12223-00Q2J	403816-00-4	817 ,818 ,860 ,861 ,1009 ,1010 ,1287
NISSAN	12223-00Q2K	403816-00-4	817 ,818 ,860 ,861 ,1009 ,1010 ,1287
NISSAN	12223-00Q2L	403816-00-4	817 ,818 ,860 ,861 ,1009 ,1010 ,1287
NISSAN	12223-00Q2M	403816-00-4	817 ,818 ,860 ,861 ,1009 ,1010 ,1287
NISSAN	12223AD200	409002-00-4	819 to 820
NISSAN	12280-37525	419001-00-2	424 ,436 ,499 ,817 ,819 ,820 ,821
NISSAN	1228000Q0A	413811-00-1	817 to 818
NISSAN	1228000QAD	413803-00-1	23 ,24 ,243 ,618 ,780 ,781 ,816 ,857 ,858 ,860 ,1001 ,1005 ,1006 ,1007 ,1008 ,1009 ,1011 ,1207 ,1283 ,1284 ,1286 ,1404 ,1405 ,1406
NISSAN	122803752527	419001-00-2	424 ,436 ,499 ,817 ,819 ,820 ,821
NISSAN	7701476740	413811-00-1	817 to 818

OPEL	0618381	403508-25-4	166 ,167 ,168 ,462 ,853 ,854 ,1205 ,1280
OPEL	0618384	403508-25-4	166 ,167 ,168 ,462 ,853 ,854 ,1205 ,1280
OPEL	0618770	400301-25-4	97 ,98 ,142 ,145 ,154 ,166 ,167 ,168 ,169 ,170 ,171 ,248 ,344 ,462 ,463 ,814 ,820 ,853 ,854 ,855 ,856 ,858 ,1061 ,1206 ,1279 ,1281 ,1282 ,1283 ,1285
OPEL	0618777	400301-25-4	97 ,98 ,142 ,145 ,154 ,166 ,167 ,168 ,169 ,170 ,171 ,248 ,344 ,462 ,463 ,814 ,820 ,853 ,854 ,855 ,856 ,858 ,1061 ,1206 ,1279 ,1281 ,1282 ,1283 ,1285
OPEL	0622754	433501-00-4	98 ,170 ,171 ,172 ,173 ,248 ,249 ,464 ,498 ,588 ,857 ,859 ,861 ,863 ,1284 ,1285 ,1286 ,1288 ,1289 ,1290
OPEL	0622779	433504-00-4	13 ,166 ,177 ,205 ,341 ,410 ,595 ,632 ,636 ,853 ,906 ,1199 ,1205 ,1220 ,1279
OPEL	3553649	403708-00-4	213 ,292 ,855 ,913 ,1237 ,1281
OPEL	3553663	433714-00-4	213 ,292 ,855 ,913 ,1237 ,1281
OPEL	3553677	403708-00-4	213 ,292 ,855 ,913 ,1237 ,1281
OPEL	3553684	433714-00-4	213 ,292 ,855 ,913 ,1237 ,1281
OPEL	3553773	403708-00-4	213 ,292 ,855 ,913 ,1237 ,1281
OPEL	3553949	433714-00-4	213 ,292 ,855 ,913 ,1237 ,1281
OPEL	3556986	403708-00-4	213 ,292 ,855 ,913 ,1237 ,1281
OPEL	3556987	403708-00-4	213 ,292 ,855 ,913 ,1237 ,1281
OPEL	3556988	403708-00-4	213 ,292 ,855 ,913 ,1237 ,1281
OPEL	3556989	403708-00-4	213 ,292 ,855 ,913 ,1237 ,1281
OPEL	3556994	433714-00-4	213 ,292 ,855 ,913 ,1237 ,1281
OPEL	4401194	433825-00-4	819 ,863 ,1011 ,1012 ,1290
OPEL	4403782	413803-00-1	23 ,24 ,243 ,618 ,780 ,781 ,816 ,857 ,858 ,860 ,1001 ,1005 ,1006 ,1007 ,1008 ,1009 ,1011 ,1207 ,1283 ,1284 ,1286 ,1404 ,1405 ,1406
OPEL	4406784	433821-00-4	817 ,818 ,860 ,861 ,1009 ,1010 ,1287
OPEL	4406785	433821-00-4	817 ,818 ,860 ,861 ,1009 ,1010 ,1287
OPEL	4406786	433821-00-4	817 ,818 ,860 ,861 ,1009 ,1010 ,1287
OPEL	4406787	433821-00-4	817 ,818 ,860 ,861 ,1009 ,1010 ,1287
OPEL	4431188	433821-00-4	817 ,818 ,860 ,861 ,1009 ,1010 ,1287
OPEL	4431190	403816-00-4	817 ,818 ,860 ,861 ,1009 ,1010 ,1287
OPEL	4431191	403816-00-4	817 ,818 ,860 ,861 ,1009 ,1010 ,1287
OPEL	4431192	403816-00-4	817 ,818 ,860 ,861 ,1009 ,1010 ,1287
OPEL	4431193	403816-00-4	817 ,818 ,860 ,861 ,1009 ,1010 ,1287
OPEL	4431194	403816-00-4	817 ,818 ,860 ,861 ,1009 ,1010 ,1287
OPEL	4431195	403816-00-4	817 ,818 ,860 ,861 ,1009 ,1010 ,1287
OPEL	4433312	403818-00-4	819 ,863 ,1011 ,1012 ,1290

OE- Reference



OE- Manu.	Reference-No.	SM-No.	On Page
OPEL	4433312	403818-00-4	819 ,863 ,1011 ,1012 ,1290
OPEL	4435353	403803-00-4	243 ,618 ,780 ,781 ,816 ,857 ,858 ,860 ,1005 ,1006 ,1007 ,1008 ,1009 ,1207 ,1283 ,1284 ,1286
OPEL	4451772	403816-00-4	817 ,818 ,860 ,861 ,1009 ,1010 ,1287
OPEL	4452010	403816-00-4	817 ,818 ,860 ,861 ,1009 ,1010 ,1287
OPEL	4452014	403816-00-4	817 ,818 ,860 ,861 ,1009 ,1010 ,1287
OPEL	4452293	403816-00-4	817 ,818 ,860 ,861 ,1009 ,1010 ,1287
OPEL	4452295	403816-00-4	817 ,818 ,860 ,861 ,1009 ,1010 ,1287
OPEL	4506005	403818-00-4	819 ,863 ,1011 ,1012 ,1290
OPEL	55584731	433504-00-4	13 ,166 ,177 ,205 ,341 ,410 ,595 ,632 ,636 ,853 ,906 ,1199 ,1205 ,1220 ,1279
OPEL	55588331	403521-00-4	169 ,857 ,1283
OPEL	55588333	403521-00-4	169 ,857 ,1283
OPEL	55588335	433524-00-4	169 ,857 ,1283
OPEL	5622104	433525-00-4	856 ,1282
OPEL	618030	400701-50-4 400701-50-6	19 ,129 ,130 ,131 ,604 ,766 ,1058
OPEL	618031	400701-50-4 400701-50-6	19 ,129 ,130 ,131 ,604 ,766 ,1058
OPEL	618032	400701-50-4 400701-50-6	19 ,129 ,130 ,131 ,604 ,766 ,1058
OPEL	618033	400701-25-4 400701-25-6	19 ,129 ,130 ,131 ,604 ,766 ,1058
OPEL	618034	400701-25-4 400701-25-6	19 ,129 ,130 ,131 ,604 ,766 ,1058
OPEL	618035	400701-25-4 400701-25-6	19 ,129 ,130 ,131 ,604 ,766 ,1058
OPEL	618036	400701-00-6	19 ,20 ,128 ,130 ,131 ,133 ,138 ,604 ,605 ,858 ,1057 ,1284
OPEL	618037	400701-00-6	19 ,20 ,128 ,130 ,131 ,133 ,138 ,604 ,605 ,858 ,1057 ,1284
OPEL	618038	400701-00-6	19 ,20 ,128 ,130 ,131 ,133 ,138 ,604 ,605 ,858 ,1057 ,1284
OPEL	618040	400701-50-4 400701-50-6	19 ,129 ,130 ,131 ,604 ,766 ,1058
OPEL	618041	400701-50-4 400701-50-6	19 ,129 ,130 ,131 ,604 ,766 ,1058
OPEL	618046	400301-00-4	97 ,98 ,142 ,145 ,154 ,166 ,167 ,168 ,169 ,170 ,171 ,248 ,344 ,462 ,463 ,814 ,820 ,853 ,854 ,855 ,856 ,858 ,1061 ,1206 ,1279 ,1281 ,1282 ,1283 ,1285
OPEL	618047	403506-00-4	98 ,154 ,170 ,171 ,172 ,173 ,248 ,249 ,464 ,498 ,588 ,857 ,859 ,860 ,861 ,863 ,1284 ,1285 ,1286 ,1288 ,1289 ,1290
OPEL	618049	403506-00-4	98 ,154 ,170 ,171 ,172 ,173 ,248 ,249 ,464 ,498 ,588 ,857 ,859 ,860 ,861 ,863 ,1284 ,1285 ,1286 ,1288 ,1289 ,1290
OPEL	618065	403505-00-4	169 ,463 ,468 ,498 ,656 ,855 ,856 ,859 ,1281 ,1282 ,1283 ,1285
OPEL	618066	403505-00-4	169 ,463 ,468 ,498 ,656 ,855 ,856 ,859 ,1281 ,1282 ,1283 ,1285
OPEL	618067	403505-00-4	169 ,463 ,468 ,498 ,656 ,855 ,856 ,859 ,1281 ,1282 ,1283 ,1285
OPEL	618068	403505-00-4	169 ,463 ,468 ,498 ,656 ,855 ,856 ,859 ,1281 ,1282 ,1283 ,1285
OPEL	618087	400701-50-4 400701-50-6	19 ,129 ,130 ,131 ,604 ,766 ,1058
OPEL	618088	400701-25-4 400701-25-6	19 ,129 ,130 ,131 ,604 ,766 ,1058
OPEL	618089	400701-25-4 400701-25-6	19 ,129 ,130 ,131 ,604 ,766 ,1058
OPEL	618090	400701-25-4 400701-25-6	19 ,129 ,130 ,131 ,604 ,766 ,1058
OPEL	618091	400701-00-6	19 ,20 ,128 ,130 ,131 ,133 ,138 ,604 ,605 ,858 ,1057 ,1284
OPEL	618092	400701-00-6	19 ,20 ,128 ,130 ,131 ,133 ,138 ,604 ,605 ,858 ,1057 ,1284
OPEL	618093	400701-00-6	19 ,20 ,128 ,130 ,131 ,133 ,138 ,604 ,605 ,858 ,1057 ,1284
OPEL	618170	400301-25-4	97 ,98 ,142 ,145 ,154 ,166 ,167 ,168 ,169 ,170 ,171 ,248 ,344 ,462 ,463 ,814 ,820 ,853 ,854 ,855 ,856 ,858 ,1061 ,1206 ,1279 ,1281 ,1282 ,1283 ,1285
OPEL	618171	403506-25-4	98 ,154 ,170 ,171 ,172 ,173 ,248 ,249 ,464 ,498 ,588 ,857 ,859 ,860 ,861 ,863 ,1284 ,1285 ,1286 ,1288 ,1289 ,1290
OPEL	618173	403506-25-4	98 ,154 ,170 ,171 ,172 ,173 ,248 ,249 ,464 ,498 ,588 ,857 ,859 ,860 ,861 ,863 ,1284 ,1285 ,1286 ,1288 ,1289 ,1290
OPEL	618189	403502-00-4	13 ,166 ,177 ,205 ,341 ,410 ,595 ,632 ,636 ,853 ,906 ,1199 ,1205 ,1220 ,1279
OPEL	618207	403505-00-4	169 ,463 ,468 ,498 ,656 ,855 ,856 ,859 ,1281 ,1282 ,1283 ,1285
OPEL	618209	403505-00-4	169 ,463 ,468 ,498 ,656 ,855 ,856 ,859 ,1281 ,1282 ,1283 ,1285
OPEL	618210	403505-00-4	169 ,463 ,468 ,498 ,656 ,855 ,856 ,859 ,1281 ,1282 ,1283 ,1285



OE- Reference

OE- Manu.	Reference-No.	SM-No.	On Page
OPEL	618210	403505-00-4	169 ,463 ,468 ,498 ,656 ,855 ,856 ,859 ,1281 ,1282 ,1283 ,1285
OPEL	618211	403505-00-4	169 ,463 ,468 ,498 ,656 ,855 ,856 ,859 ,1281 ,1282 ,1283 ,1285
OPEL	618222	403502-00-4	13 ,166 ,177 ,205 ,341 ,410 ,595 ,632 ,636 ,853 ,906 ,1199 ,1205 ,1220 ,1279
OPEL	618223	403502-00-4	13 ,166 ,177 ,205 ,341 ,410 ,595 ,632 ,636 ,853 ,906 ,1199 ,1205 ,1220 ,1279
OPEL	618229	403515-00-4	13 ,14 ,15 ,151 ,178 ,345 ,347 ,464 ,597 ,598 ,859 ,1061 ,1207 ,1285
OPEL	618255	403515-00-4	13 ,14 ,15 ,151 ,178 ,345 ,347 ,464 ,597 ,598 ,859 ,1061 ,1207 ,1285
OPEL	618320	400301-50-4	97 ,98 ,142 ,145 ,154 ,166 ,167 ,168 ,169 ,170 ,171 ,248 ,344 ,462 ,463 ,814 ,820 ,853 ,854 ,855 ,856 ,858 ,1061 ,1206 ,1279 ,1281 ,1282 ,1283 ,1285
OPEL	618321	403506-50-4	98 ,154 ,170 ,171 ,172 ,173 ,248 ,249 ,464 ,498 ,588 ,857 ,859 ,860 ,861 ,863 ,1284 ,1285 ,1286 ,1288 ,1289 ,1290
OPEL	618323	403506-50-4	98 ,154 ,170 ,171 ,172 ,173 ,248 ,249 ,464 ,498 ,588 ,857 ,859 ,860 ,861 ,863 ,1284 ,1285 ,1286 ,1288 ,1289 ,1290
OPEL	618380	403508-00-4	166 ,167 ,168 ,462 ,853 ,854 ,1205 ,1280
OPEL	618381	403508-25-4	166 ,167 ,168 ,462 ,853 ,854 ,1205 ,1280
OPEL	618383	403508-00-4	166 ,167 ,168 ,462 ,853 ,854 ,1205 ,1280
OPEL	618384	403508-25-4	166 ,167 ,168 ,462 ,853 ,854 ,1205 ,1280
OPEL	618394	403521-00-4	169 ,857 ,1283
OPEL	618396	403521-00-4	169 ,857 ,1283
OPEL	618717	400301-00-4	97 ,98 ,142 ,145 ,154 ,166 ,167 ,168 ,169 ,170 ,171 ,248 ,344 ,462 ,463 ,814 ,820 ,853 ,854 ,855 ,856 ,858 ,1061 ,1206 ,1279 ,1281 ,1282 ,1283 ,1285
OPEL	618718	403506-00-4	98 ,154 ,170 ,171 ,172 ,173 ,248 ,249 ,464 ,498 ,588 ,857 ,859 ,860 ,861 ,863 ,1284 ,1285 ,1286 ,1288 ,1289 ,1290
OPEL	618720	403506-00-4	98 ,154 ,170 ,171 ,172 ,173 ,248 ,249 ,464 ,498 ,588 ,857 ,859 ,860 ,861 ,863 ,1284 ,1285 ,1286 ,1288 ,1289 ,1290
OPEL	618744	400301-25-4	97 ,98 ,142 ,145 ,154 ,166 ,167 ,168 ,169 ,170 ,171 ,248 ,344 ,462 ,463 ,814 ,820 ,853 ,854 ,855 ,856 ,858 ,1061 ,1206 ,1279 ,1281 ,1282 ,1283 ,1285
OPEL	618745	400301-00-4	97 ,98 ,142 ,145 ,154 ,166 ,167 ,168 ,169 ,170 ,171 ,248 ,344 ,462 ,463 ,814 ,820 ,853 ,854 ,855 ,856 ,858 ,1061 ,1206 ,1279 ,1281 ,1282 ,1283 ,1285
OPEL	618746	400301-00-4	97 ,98 ,142 ,145 ,154 ,166 ,167 ,168 ,169 ,170 ,171 ,248 ,344 ,462 ,463 ,814 ,820 ,853 ,854 ,855 ,856 ,858 ,1061 ,1206 ,1279 ,1281 ,1282 ,1283 ,1285
OPEL	618747	403506-25-4	98 ,154 ,170 ,171 ,172 ,173 ,248 ,249 ,464 ,498 ,588 ,857 ,859 ,860 ,861 ,863 ,1284 ,1285 ,1286 ,1288 ,1289 ,1290
OPEL	618751	400701-50-4 400701-50-6	19 ,129 ,130 ,131 ,604 ,766 ,1058
OPEL	618752	400701-50-4 400701-50-6	19 ,129 ,130 ,131 ,604 ,766 ,1058
OPEL	618753	400701-50-4 400701-50-6	19 ,129 ,130 ,131 ,604 ,766 ,1058
OPEL	618754	400701-25-4 400701-25-6	19 ,129 ,130 ,131 ,604 ,766 ,1058
OPEL	618755	400701-25-4 400701-25-6	19 ,129 ,130 ,131 ,604 ,766 ,1058
OPEL	618756	400701-25-4 400701-25-6	19 ,129 ,130 ,131 ,604 ,766 ,1058
OPEL	618757	400701-00-6	19 ,20 ,128 ,130 ,131 ,133 ,138 ,604 ,605 ,858 ,1057 ,1284
OPEL	618758	400701-00-6	19 ,20 ,128 ,130 ,131 ,133 ,138 ,604 ,605 ,858 ,1057 ,1284
OPEL	618759	400701-00-6	19 ,20 ,128 ,130 ,131 ,133 ,138 ,604 ,605 ,858 ,1057 ,1284
OPEL	618760	400701-50-4 400701-50-6	19 ,129 ,130 ,131 ,604 ,766 ,1058
OPEL	618761	400701-50-4 400701-50-6	19 ,129 ,130 ,131 ,604 ,766 ,1058
OPEL	618762	400701-50-4 400701-50-6	19 ,129 ,130 ,131 ,604 ,766 ,1058
OPEL	618764	400701-25-4 400701-25-6	19 ,129 ,130 ,131 ,604 ,766 ,1058
OPEL	618765	400701-25-4 400701-25-6	19 ,129 ,130 ,131 ,604 ,766 ,1058
OPEL	618766	400701-25-4 400701-25-6	19 ,129 ,130 ,131 ,604 ,766 ,1058
OPEL	618768	400301-50-4	97 ,98 ,142 ,145 ,154 ,166 ,167 ,168 ,169 ,170 ,171 ,248 ,344 ,462 ,463 ,814 ,820 ,853 ,854 ,855 ,856 ,858 ,1061 ,1206 ,1279 ,1281 ,1282 ,1283 ,1285
OPEL	618769	403506-50-4	98 ,154 ,170 ,171 ,172 ,173 ,248 ,249 ,464 ,498 ,588 ,857 ,859 ,860 ,861 ,863 ,1284 ,1285 ,1286 ,1288 ,1289 ,1290
OPEL	618770	400301-25-4	97 ,98 ,142 ,145 ,154 ,166 ,167 ,168 ,169 ,170 ,171 ,248 ,344 ,462 ,463 ,814 ,820 ,853 ,854 ,855 ,856 ,858 ,1061 ,1206 ,1279 ,1281 ,1282 ,1283 ,1285

OE- Reference



OE- Manu.	Reference-No.	SM-No.	On Page
OPEL	618770	400301-25-4	97 ,98 ,142 ,145 ,154 ,166 ,167 ,168 ,169 ,170 ,171 ,248 ,344 ,462 ,463 ,814 ,820 ,853 ,854 ,855 ,856 ,858 ,1061 ,1206 ,1279 ,1281 ,1282 ,1283 ,1285
OPEL	618771	403506-50-4	98 ,154 ,170 ,171 ,172 ,173 ,248 ,249 ,464 ,498 ,588 ,857 ,859 ,860 ,861 ,863 ,1284 ,1285 ,1286 ,1288 ,1289 ,1290
OPEL	618772	400701-00-6	19 ,20 ,128 ,130 ,131 ,133 ,138 ,604 ,605 ,858 ,1057 ,1284
OPEL	618773	400701-00-6	19 ,20 ,128 ,130 ,131 ,133 ,138 ,604 ,605 ,858 ,1057 ,1284
OPEL	618774	400701-00-6	19 ,20 ,128 ,130 ,131 ,133 ,138 ,604 ,605 ,858 ,1057 ,1284
OPEL	618776	400301-50-4	97 ,98 ,142 ,145 ,154 ,166 ,167 ,168 ,169 ,170 ,171 ,248 ,344 ,462 ,463 ,814 ,820 ,853 ,854 ,855 ,856 ,858 ,1061 ,1206 ,1279 ,1281 ,1282 ,1283 ,1285
OPEL	618777	400301-25-4	97 ,98 ,142 ,145 ,154 ,166 ,167 ,168 ,169 ,170 ,171 ,248 ,344 ,462 ,463 ,814 ,820 ,853 ,854 ,855 ,856 ,858 ,1061 ,1206 ,1279 ,1281 ,1282 ,1283 ,1285
OPEL	618778	400301-50-4	97 ,98 ,142 ,145 ,154 ,166 ,167 ,168 ,169 ,170 ,171 ,248 ,344 ,462 ,463 ,814 ,820 ,853 ,854 ,855 ,856 ,858 ,1061 ,1206 ,1279 ,1281 ,1282 ,1283 ,1285
OPEL	622257	433504-00-4	13 ,166 ,177 ,205 ,341 ,410 ,595 ,632 ,636 ,853 ,906 ,1199 ,1205 ,1220 ,1279
OPEL	622262	433524-00-4	169 ,857 ,1283
OPEL	622459	433516-00-4	860 ,1286
OPEL	622707	433509-00-4	171 ,861 ,1061 ,1287
OPEL	622714	433504-00-4	13 ,166 ,177 ,205 ,341 ,410 ,595 ,632 ,636 ,853 ,906 ,1199 ,1205 ,1220 ,1279
OPEL	622715	433504-00-4	13 ,166 ,177 ,205 ,341 ,410 ,595 ,632 ,636 ,853 ,906 ,1199 ,1205 ,1220 ,1279
OPEL	622726	433502-00-4	98 ,170 ,172 ,248 ,856 ,857 ,861 ,1284 ,1286 ,1288
OPEL	622728	433502-00-4	98 ,170 ,172 ,248 ,856 ,857 ,861 ,1284 ,1286 ,1288
OPEL	622729	433501-00-4	98 ,170 ,171 ,172 ,173 ,248 ,249 ,464 ,498 ,588 ,857 ,859 ,861 ,863 ,1284 ,1285 ,1286 ,1288 ,1289 ,1290
OPEL	622730	430302-00-4	97 ,98 ,142 ,145 ,154 ,166 ,167 ,168 ,169 ,170 ,171 ,248 ,344 ,462 ,463 ,814 ,820 ,853 ,854 ,855 ,856 ,858 ,859 ,1061 ,1206 ,1279 ,1281 ,1282 ,1285
OPEL	622743	433507-00-4	169 ,498 ,656 ,855 ,856 ,858 ,1281 ,1282 ,1283
OPEL	622744	433507-00-4	169 ,498 ,656 ,855 ,856 ,858 ,1281 ,1282 ,1283
OPEL	622745	433507-00-4	169 ,498 ,656 ,855 ,856 ,858 ,1281 ,1282 ,1283
OPEL	622749	430703-00-4 430703-00-6	19 ,129 ,130 ,131 ,604 ,766 ,1058
OPEL	622750	430703-00-4 430703-00-6	19 ,129 ,130 ,131 ,604 ,766 ,1058
OPEL	622751	430703-00-4 430703-00-6	19 ,129 ,130 ,131 ,604 ,766 ,1058
OPEL	622752	430703-00-4 430703-00-6	19 ,129 ,130 ,131 ,604 ,766 ,1058
OPEL	622770	430703-50-4 430703-50-6	19 ,129 ,130 ,131 ,604 ,766 ,1058
OPEL	622771	430703-50-4 430703-50-6	19 ,129 ,130 ,131 ,604 ,766 ,1058
OPEL	622772	430703-50-4 430703-50-6	19 ,129 ,130 ,131 ,604 ,766 ,1058
OPEL	622773	430703-50-4 430703-50-6	19 ,129 ,130 ,131 ,604 ,766 ,1058
OPEL	622790	433501-50-4	98 ,170 ,171 ,172 ,173 ,248 ,249 ,464 ,498 ,588 ,857 ,859 ,861 ,863 ,1284 ,1285 ,1286 ,1288 ,1289 ,1290
OPEL	622791	430302-50-4	97 ,98 ,142 ,145 ,154 ,166 ,167 ,168 ,169 ,170 ,171 ,248 ,344 ,462 ,463 ,814 ,820 ,853 ,854 ,855 ,856 ,858 ,859 ,1061 ,1206 ,1279 ,1281 ,1282 ,1285
OPEL	622805	433508-00-4	167 ,168 ,462 ,853 ,854 ,1205 ,1280
OPEL	622808	430302-00-4	97 ,98 ,142 ,145 ,154 ,166 ,167 ,168 ,169 ,170 ,171 ,248 ,344 ,462 ,463 ,814 ,820 ,853 ,854 ,855 ,856 ,858 ,859 ,1061 ,1206 ,1279 ,1281 ,1282 ,1285
OPEL	622900	430703-25-4 430703-25-6	19 ,129 ,130 ,131 ,604 ,766 ,1058
OPEL	622901	430703-25-4 430703-25-6	19 ,129 ,130 ,131 ,604 ,766 ,1058
OPEL	622902	430703-25-4 430703-25-6	19 ,129 ,130 ,131 ,604 ,766 ,1058
OPEL	622903	430703-25-4 430703-25-6	19 ,129 ,130 ,131 ,604 ,766 ,1058
OPEL	622928	430302-00-4	97 ,98 ,142 ,145 ,154 ,166 ,167 ,168 ,169 ,170 ,171 ,248 ,344 ,462 ,463 ,814 ,820 ,853 ,854 ,855 ,856 ,858 ,859 ,1061 ,1206 ,1279 ,1281 ,1282 ,1285
OPEL	622941	430302-00-4	97 ,98 ,142 ,145 ,154 ,166 ,167 ,168 ,169 ,170 ,171 ,248 ,344 ,462 ,463 ,814 ,820 ,853 ,854 ,855 ,856 ,858 ,859 ,1061 ,1206 ,1279 ,1281 ,1282 ,1285
OPEL	622956	433502-25-4	98 ,170 ,172 ,248 ,856 ,857 ,861 ,1284 ,1286 ,1288
OPEL	622964	433502-25-4	98 ,170 ,172 ,248 ,856 ,857 ,861 ,1284 ,1286 ,1288



OE- Reference

OE- Manu.	Reference-No.	SM-No.	On Page
OPEL	90169665	403506-25-4	98 ,154 ,170 ,171 ,172 ,173 ,248 ,249 ,464 ,498 ,588 ,857 ,859 ,860 ,861 ,863 ,1284 ,1285 ,1286 ,1288 ,1289 ,1290
OPEL	90169666	403506-50-4	98 ,154 ,170 ,171 ,172 ,173 ,248 ,249 ,464 ,498 ,588 ,857 ,859 ,860 ,861 ,863 ,1284 ,1285 ,1286 ,1288 ,1289 ,1290
OPEL	90169667	403506-50-4	98 ,154 ,170 ,171 ,172 ,173 ,248 ,249 ,464 ,498 ,588 ,857 ,859 ,860 ,861 ,863 ,1284 ,1285 ,1286 ,1288 ,1289 ,1290
OPEL	90180087	433502-00-4	98 ,170 ,172 ,248 ,856 ,857 ,861 ,1284 ,1286 ,1288
OPEL	90180088	433502-25-4	98 ,170 ,172 ,248 ,856 ,857 ,861 ,1284 ,1286 ,1288
OPEL	90180091	433502-00-4	98 ,170 ,172 ,248 ,856 ,857 ,861 ,1284 ,1286 ,1288
OPEL	90180092	433502-25-4	98 ,170 ,172 ,248 ,856 ,857 ,861 ,1284 ,1286 ,1288
OPEL	90232087	433501-00-4	98 ,170 ,171 ,172 ,173 ,248 ,249 ,464 ,498 ,588 ,857 ,859 ,861 ,863 ,1284 ,1285 ,1286 ,1288 ,1289 ,1290
OPEL	90232088	433501-25-4	98 ,170 ,171 ,172 ,173 ,248 ,249 ,464 ,498 ,588 ,857 ,859 ,861 ,863 ,1284 ,1285 ,1286 ,1288 ,1289 ,1290
OPEL	90232089	433501-50-4	98 ,170 ,171 ,172 ,173 ,248 ,249 ,464 ,498 ,588 ,857 ,859 ,861 ,863 ,1284 ,1285 ,1286 ,1288 ,1289 ,1290
OPEL	90232866	433501-00-4	98 ,170 ,171 ,172 ,173 ,248 ,249 ,464 ,498 ,588 ,857 ,859 ,861 ,863 ,1284 ,1285 ,1286 ,1288 ,1289 ,1290
OPEL	90232867	433501-25-4	98 ,170 ,171 ,172 ,173 ,248 ,249 ,464 ,498 ,588 ,857 ,859 ,861 ,863 ,1284 ,1285 ,1286 ,1288 ,1289 ,1290
OPEL	90232868	433501-50-4	98 ,170 ,171 ,172 ,173 ,248 ,249 ,464 ,498 ,588 ,857 ,859 ,861 ,863 ,1284 ,1285 ,1286 ,1288 ,1289 ,1290
OPEL	90232870	433501-00-4	98 ,170 ,171 ,172 ,173 ,248 ,249 ,464 ,498 ,588 ,857 ,859 ,861 ,863 ,1284 ,1285 ,1286 ,1288 ,1289 ,1290
OPEL	90272622	430302-00-4	97 ,98 ,142 ,145 ,154 ,166 ,167 ,168 ,169 ,170 ,171 ,248 ,344 ,462 ,463 ,814 ,820 ,853 ,854 ,855 ,856 ,858 ,859 ,1061 ,1206 ,1279 ,1281 ,1282 ,1285
OPEL	90280011	430302-00-4	97 ,98 ,142 ,145 ,154 ,166 ,167 ,168 ,169 ,170 ,171 ,248 ,344 ,462 ,463 ,814 ,820 ,853 ,854 ,855 ,856 ,858 ,859 ,1061 ,1206 ,1279 ,1281 ,1282 ,1285
OPEL	90280012	430302-25-4	97 ,98 ,142 ,145 ,154 ,166 ,167 ,168 ,169 ,170 ,171 ,248 ,344 ,462 ,463 ,814 ,820 ,853 ,854 ,855 ,856 ,858 ,859 ,1061 ,1206 ,1279 ,1281 ,1282 ,1285
OPEL	90280013	430302-50-4	97 ,98 ,142 ,145 ,154 ,166 ,167 ,168 ,169 ,170 ,171 ,248 ,344 ,462 ,463 ,814 ,820 ,853 ,854 ,855 ,856 ,858 ,859 ,1061 ,1206 ,1279 ,1281 ,1282 ,1285
OPEL	90285549	430302-00-4	97 ,98 ,142 ,145 ,154 ,166 ,167 ,168 ,169 ,170 ,171 ,248 ,344 ,462 ,463 ,814 ,820 ,853 ,854 ,855 ,856 ,858 ,859 ,1061 ,1206 ,1279 ,1281 ,1282 ,1285
OPEL	90285553	400301-00-4	97 ,98 ,142 ,145 ,154 ,166 ,167 ,168 ,169 ,170 ,171 ,248 ,344 ,462 ,463 ,814 ,820 ,853 ,854 ,855 ,856 ,858 ,1061 ,1206 ,1279 ,1281 ,1282 ,1283 ,1285
OPEL	90285560	400301-00-4	97 ,98 ,142 ,145 ,154 ,166 ,167 ,168 ,169 ,170 ,171 ,248 ,344 ,462 ,463 ,814 ,820 ,853 ,854 ,855 ,856 ,858 ,1061 ,1206 ,1279 ,1281 ,1282 ,1283 ,1285
OPEL	90349407	433501-00-4	98 ,170 ,171 ,172 ,173 ,248 ,249 ,464 ,498 ,588 ,857 ,859 ,861 ,863 ,1284 ,1285 ,1286 ,1288 ,1289 ,1290
OPEL	90467979	403516-00-4	173 ,249 ,465 ,860 ,863 ,1286 ,1289 ,1290
OPEL	90467980	403516-00-4	173 ,249 ,465 ,860 ,863 ,1286 ,1289 ,1290
OPEL	90499091	433516-00-4	860 ,1286
OPEL	90499119	403516-00-4	173 ,249 ,465 ,860 ,863 ,1286 ,1289 ,1290
OPEL	90499120	403516-00-4	173 ,249 ,465 ,860 ,863 ,1286 ,1289 ,1290
OPEL	90499121	403516-00-4	173 ,249 ,465 ,860 ,863 ,1286 ,1289 ,1290
OPEL	90499126	403516-00-4	173 ,249 ,465 ,860 ,863 ,1286 ,1289 ,1290
OPEL	90499127	403516-00-4	173 ,249 ,465 ,860 ,863 ,1286 ,1289 ,1290
OPEL	90499128	403516-00-4	173 ,249 ,465 ,860 ,863 ,1286 ,1289 ,1290
OPEL	90501960	433516-00-4	860 ,1286
OPEL	90502264	430302-00-4	97 ,98 ,142 ,145 ,154 ,166 ,167 ,168 ,169 ,170 ,171 ,248 ,344 ,462 ,463 ,814 ,820 ,853 ,854 ,855 ,856 ,858 ,859 ,1061 ,1206 ,1279 ,1281 ,1282 ,1285
OPEL	90502265	430302-25-4	97 ,98 ,142 ,145 ,154 ,166 ,167 ,168 ,169 ,170 ,171 ,248 ,344 ,462 ,463 ,814 ,820 ,853 ,854 ,855 ,856 ,858 ,859 ,1061 ,1206 ,1279 ,1281 ,1282 ,1285
OPEL	90502266	430302-50-4	97 ,98 ,142 ,145 ,154 ,166 ,167 ,168 ,169 ,170 ,171 ,248 ,344 ,462 ,463 ,814 ,820 ,853 ,854 ,855 ,856 ,858 ,859 ,1061 ,1206 ,1279 ,1281 ,1282 ,1285
OPEL	90502926	403509-00-4	168 ,171 ,248 ,861 ,1061 ,1287
OPEL	90502927	403509-00-4	168 ,171 ,248 ,861 ,1061 ,1287
OPEL	90502940	403509-00-4	168 ,171 ,248 ,861 ,1061 ,1287
OPEL	90502941	403509-00-4	168 ,171 ,248 ,861 ,1061 ,1287
OPEL	90502947	403509-00-4	168 ,171 ,248 ,861 ,1061 ,1287
OPEL	90502948	403509-00-4	168 ,171 ,248 ,861 ,1061 ,1287
OPEL	90502954	433509-00-4	171 ,861 ,1061 ,1287
OPEL	90509343	430703-00-4 430703-00-6	19 ,129 ,130 ,131 ,604 ,766 ,1058

OE- Reference



OE- Manu.	Reference-No.	SM-No.	On Page
OPEL	90509343	430703-00-4 430703-00-6	19 ,129 ,130 ,131 ,604 ,766 ,1058
OPEL	90509345	430703-00-4 430703-00-6	19 ,129 ,130 ,131 ,604 ,766 ,1058
OPEL	90509346	430703-00-4 430703-00-6	19 ,129 ,130 ,131 ,604 ,766 ,1058
OPEL	90509347	430703-00-4 430703-00-6	19 ,129 ,130 ,131 ,604 ,766 ,1058
OPEL	90509348	430703-25-4 430703-25-6	19 ,129 ,130 ,131 ,604 ,766 ,1058
OPEL	90509349	430703-25-4 430703-25-6	19 ,129 ,130 ,131 ,604 ,766 ,1058
OPEL	90509350	430703-25-4 430703-25-6	19 ,129 ,130 ,131 ,604 ,766 ,1058
OPEL	90509351	430703-25-4 430703-25-6	19 ,129 ,130 ,131 ,604 ,766 ,1058
OPEL	90509352	430703-50-4 430703-50-6	19 ,129 ,130 ,131 ,604 ,766 ,1058
OPEL	90509353	430703-50-4 430703-50-6	19 ,129 ,130 ,131 ,604 ,766 ,1058
OPEL	90509354	430703-50-4 430703-50-6	19 ,129 ,130 ,131 ,604 ,766 ,1058
OPEL	90509355	430703-50-4 430703-50-6	19 ,129 ,130 ,131 ,604 ,766 ,1058
OPEL	90509538	400701-00-6	19 ,20 ,128 ,130 ,131 ,133 ,138 ,604 ,605 ,858 ,1057 ,1284
OPEL	90509539	400701-00-6	19 ,20 ,128 ,130 ,131 ,133 ,138 ,604 ,605 ,858 ,1057 ,1284
OPEL	90509540	400701-00-6	19 ,20 ,128 ,130 ,131 ,133 ,138 ,604 ,605 ,858 ,1057 ,1284
OPEL	90509542	400701-25-4 400701-25-6	19 ,129 ,130 ,131 ,604 ,766 ,1058
OPEL	90509544	400701-25-4 400701-25-6	19 ,129 ,130 ,131 ,604 ,766 ,1058
OPEL	90509545	400701-25-4 400701-25-6	19 ,129 ,130 ,131 ,604 ,766 ,1058
OPEL	90509546	400701-50-4 400701-50-6	19 ,129 ,130 ,131 ,604 ,766 ,1058
OPEL	90509547	400701-50-4 400701-50-6	19 ,129 ,130 ,131 ,604 ,766 ,1058
OPEL	90509548	400701-50-4 400701-50-6	19 ,129 ,130 ,131 ,604 ,766 ,1058
OPEL	90509549	400701-00-6	19 ,20 ,128 ,130 ,131 ,133 ,138 ,604 ,605 ,858 ,1057 ,1284
OPEL	90509550	400701-00-6	19 ,20 ,128 ,130 ,131 ,133 ,138 ,604 ,605 ,858 ,1057 ,1284
OPEL	90509551	400701-00-6	19 ,20 ,128 ,130 ,131 ,133 ,138 ,604 ,605 ,858 ,1057 ,1284
OPEL	90509552	400701-25-4	19 ,129 ,130 ,131 ,604 ,766 ,1058
OPEL	90509553	400701-25-4	19 ,129 ,130 ,131 ,604 ,766 ,1058
OPEL	90509554	400701-25-4	19 ,129 ,130 ,131 ,604 ,766 ,1058
OPEL	90509555	400701-50-4 400701-50-6	19 ,129 ,130 ,131 ,604 ,766 ,1058
OPEL	90509556	400701-50-4 400701-50-6	19 ,129 ,130 ,131 ,604 ,766 ,1058
OPEL	90509557	400701-50-4 400701-50-6	19 ,129 ,130 ,131 ,604 ,766 ,1058
OPEL	90509558	400701-00-6	19 ,20 ,128 ,130 ,131 ,133 ,138 ,604 ,605 ,858 ,1057 ,1284
OPEL	90509559	400701-00-6	19 ,20 ,128 ,130 ,131 ,133 ,138 ,604 ,605 ,858 ,1057 ,1284
OPEL	90509560	400701-00-6	19 ,20 ,128 ,130 ,131 ,133 ,138 ,604 ,605 ,858 ,1057 ,1284
OPEL	90509562	400701-25-4 400701-25-6	19 ,129 ,130 ,131 ,604 ,766 ,1058
OPEL	90509563	400701-25-4 400701-25-6	19 ,129 ,130 ,131 ,604 ,766 ,1058
OPEL	90509564	400701-25-4 400701-25-6	19 ,129 ,130 ,131 ,604 ,766 ,1058
OPEL	90509566	400701-50-4 400701-50-6	19 ,129 ,130 ,131 ,604 ,766 ,1058
OPEL	90509568	400701-50-4 400701-50-6	19 ,129 ,130 ,131 ,604 ,766 ,1058
OPEL	90509569	400701-50-4 400701-50-6	19 ,129 ,130 ,131 ,604 ,766 ,1058



OE- Reference

OE- Manu.	Reference-No.	SM-No.	On Page
OPEL	90509569	400701-50-4 400701-50-6	19 ,129 ,130 ,131 ,604 ,766 ,1058
OPEL	90509570	400701-00-6	19 ,20 ,128 ,130 ,131 ,133 ,138 ,604 ,605 ,858 ,1057 ,1284
OPEL	90509571	400701-00-6	19 ,20 ,128 ,130 ,131 ,133 ,138 ,604 ,605 ,858 ,1057 ,1284
OPEL	90509572	400701-00-6	19 ,20 ,128 ,130 ,131 ,133 ,138 ,604 ,605 ,858 ,1057 ,1284
OPEL	90509576	400701-25-4 400701-25-6	19 ,129 ,130 ,131 ,604 ,766 ,1058
OPEL	90509577	400701-25-4 400701-25-6	19 ,129 ,130 ,131 ,604 ,766 ,1058
OPEL	90509578	400701-25-4 400701-25-6	19 ,129 ,130 ,131 ,604 ,766 ,1058
OPEL	90509579	400701-50-4 400701-50-6	19 ,129 ,130 ,131 ,604 ,766 ,1058
OPEL	90509580	400701-50-4 400701-50-6	19 ,129 ,130 ,131 ,604 ,766 ,1058
OPEL	90509581	400701-50-4 400701-50-6	19 ,129 ,130 ,131 ,604 ,766 ,1058
OPEL	90510807	403516-00-4	173 ,249 ,465 ,860 ,863 ,1286 ,1289 ,1290
OPEL	90510810	403516-00-4	173 ,249 ,465 ,860 ,863 ,1286 ,1289 ,1290
OPEL	90510859	433501-00-4	98 ,170 ,171 ,172 ,173 ,248 ,249 ,464 ,498 ,588 ,857 ,859 ,861 ,863 ,1284 ,1285 ,1286 ,1288 ,1289 ,1290
OPEL	90528118	433509-00-4	171 ,861 ,1061 ,1287
OPEL	90529328	403508-00-4	166 ,167 ,168 ,462 ,853 ,854 ,1205 ,1280
OPEL	90529329	403508-00-4	166 ,167 ,168 ,462 ,853 ,854 ,1205 ,1280
OPEL	90529330	403508-25-4	166 ,167 ,168 ,462 ,853 ,854 ,1205 ,1280
OPEL	90529331	403508-25-4	166 ,167 ,168 ,462 ,853 ,854 ,1205 ,1280
OPEL	90529332	403508-50-4	166 ,167 ,168 ,462 ,853 ,854 ,1205 ,1280
OPEL	90529333	403508-50-4	166 ,167 ,168 ,462 ,853 ,854 ,1205 ,1280
OPEL	90529337	403508-00-4	166 ,167 ,168 ,462 ,853 ,854 ,1205 ,1280
OPEL	90529338	403508-00-4	166 ,167 ,168 ,462 ,853 ,854 ,1205 ,1280
OPEL	90529339	403508-25-4	166 ,167 ,168 ,462 ,853 ,854 ,1205 ,1280
OPEL	90529340	403508-25-4	166 ,167 ,168 ,462 ,853 ,854 ,1205 ,1280
OPEL	90529341	403508-50-4	166 ,167 ,168 ,462 ,853 ,854 ,1205 ,1280
OPEL	90529342	403508-50-4	166 ,167 ,168 ,462 ,853 ,854 ,1205 ,1280
OPEL	90529352	433508-00-4	167 ,168 ,462 ,853 ,854 ,1205 ,1280
OPEL	90529353	433508-25-4	167 ,168 ,462 ,853 ,854 ,1205 ,1280
OPEL	90529727	403509-00-4	168 ,171 ,248 ,861 ,1061 ,1287
OPEL	90529728	403509-00-4	168 ,171 ,248 ,861 ,1061 ,1287
OPEL	90542529	403508-00-4	166 ,167 ,168 ,462 ,853 ,854 ,1205 ,1280
OPEL	90542530	403508-25-4	166 ,167 ,168 ,462 ,853 ,854 ,1205 ,1280
OPEL	90542533	403508-00-4	166 ,167 ,168 ,462 ,853 ,854 ,1205 ,1280
OPEL	90542534	403508-25-4	166 ,167 ,168 ,462 ,853 ,854 ,1205 ,1280
OPEL	90542866	430302-00-4	97 ,98 ,142 ,145 ,154 ,166 ,167 ,168 ,169 ,170 ,171 ,248 ,344 ,462 ,463 ,814 ,820 ,853 ,854 ,855 ,856 ,858 ,859 ,1061 ,1206 ,1279 ,1281 ,1282 ,1285
OPEL	90543621	433509-00-4	171 ,861 ,1061 ,1287
OPEL	90572187	403509-00-4	168 ,171 ,248 ,861 ,1061 ,1287
OPEL	90572188	403509-00-4	168 ,171 ,248 ,861 ,1061 ,1287
OPEL	90572189	403509-25-4	168 ,171 ,248 ,861 ,1061 ,1287
OPEL	90572190	403509-25-4	168 ,171 ,248 ,861 ,1061 ,1287
OPEL	90572191	403509-50-4	168 ,171 ,248 ,861 ,1061 ,1287
OPEL	90572192	403509-50-4	168 ,171 ,248 ,861 ,1061 ,1287
OPEL	90572199	433509-25-4	171 ,861 ,1061 ,1287
OPEL	90572202	403509-00-4	168 ,171 ,248 ,861 ,1061 ,1287
OPEL	90572203	403509-00-4	168 ,171 ,248 ,861 ,1061 ,1287
OPEL	90572204	403509-25-4	168 ,171 ,248 ,861 ,1061 ,1287
OPEL	90572205	403509-25-4	168 ,171 ,248 ,861 ,1061 ,1287
OPEL	90572206	403509-50-4	168 ,171 ,248 ,861 ,1061 ,1287
OPEL	90572207	403509-50-4	168 ,171 ,248 ,861 ,1061 ,1287
OPEL	90572210	433509-25-4	171 ,861 ,1061 ,1287
OPEL	90572213	403509-00-4	168 ,171 ,248 ,861 ,1061 ,1287
OPEL	90572214	403509-00-4	168 ,171 ,248 ,861 ,1061 ,1287

OE- Reference



OE- Manu.	Reference-No.	SM-No.	On Page
OPEL	90572214	403509-00-4	168 ,171 ,248 ,861 ,1061 ,1287
OPEL	90572215	403509-25-4	168 ,171 ,248 ,861 ,1061 ,1287
OPEL	90572216	403509-25-4	168 ,171 ,248 ,861 ,1061 ,1287
OPEL	90572217	403509-50-4	168 ,171 ,248 ,861 ,1061 ,1287
OPEL	90572218	403509-50-4	168 ,171 ,248 ,861 ,1061 ,1287
OPEL	90572220	403509-00-4	168 ,171 ,248 ,861 ,1061 ,1287
OPEL	90572221	403509-00-4	168 ,171 ,248 ,861 ,1061 ,1287
OPEL	90572222	403509-25-4	168 ,171 ,248 ,861 ,1061 ,1287
OPEL	90572223	403509-25-4	168 ,171 ,248 ,861 ,1061 ,1287
OPEL	90572224	403509-50-4	168 ,171 ,248 ,861 ,1061 ,1287
OPEL	90572225	403509-50-4	168 ,171 ,248 ,861 ,1061 ,1287
OPEL	90572227	403509-00-4	168 ,171 ,248 ,861 ,1061 ,1287
OPEL	90572228	403509-00-4	168 ,171 ,248 ,861 ,1061 ,1287
OPEL	90572229	403509-25-4	168 ,171 ,248 ,861 ,1061 ,1287
OPEL	90572230	403509-25-4	168 ,171 ,248 ,861 ,1061 ,1287
OPEL	90572231	403509-50-4	168 ,171 ,248 ,861 ,1061 ,1287
OPEL	90572232	403509-50-4	168 ,171 ,248 ,861 ,1061 ,1287
OPEL	90572234	403509-00-4	168 ,171 ,248 ,861 ,1061 ,1287
OPEL	90572235	403509-00-4	168 ,171 ,248 ,861 ,1061 ,1287
OPEL	90572236	403509-25-4	168 ,171 ,248 ,861 ,1061 ,1287
OPEL	90572237	403509-25-4	168 ,171 ,248 ,861 ,1061 ,1287
OPEL	90572238	403509-50-4	168 ,171 ,248 ,861 ,1061 ,1287
OPEL	90572239	403509-50-4	168 ,171 ,248 ,861 ,1061 ,1287
OPEL	90590552	400701-25-6	19 ,20 ,128 ,130 ,131 ,133 ,138 ,604 ,605 ,858 ,1057 ,1284
OPEL	90590553	400701-25-6	19 ,20 ,128 ,130 ,131 ,133 ,138 ,604 ,605 ,858 ,1057 ,1284
OPEL	90590554	400701-25-6	19 ,20 ,128 ,130 ,131 ,133 ,138 ,604 ,605 ,858 ,1057 ,1284
OPEL	93176908	430302-00-4	97 ,98 ,142 ,145 ,154 ,166 ,167 ,168 ,169 ,170 ,171 ,248 ,344 ,462 ,463 ,814 ,820 ,853 ,854 ,855 ,856 ,858 ,859 ,1061 ,1206 ,1279 ,1281 ,1282 ,1285
OPEL	93178460	403502-00-4	13 ,166 ,177 ,205 ,341 ,410 ,595 ,632 ,636 ,853 ,906 ,1199 ,1205 ,1220 ,1279
OPEL	93178462	433504-00-4	13 ,166 ,177 ,205 ,341 ,410 ,595 ,632 ,636 ,853 ,906 ,1199 ,1205 ,1220 ,1279
OPEL	93184167	433504-00-4	13 ,166 ,177 ,205 ,341 ,410 ,595 ,632 ,636 ,853 ,906 ,1199 ,1205 ,1220 ,1279
OPEL	93184458	430302-00-4	97 ,98 ,142 ,145 ,154 ,166 ,167 ,168 ,169 ,170 ,171 ,248 ,344 ,462 ,463 ,814 ,820 ,853 ,854 ,855 ,856 ,858 ,859 ,1061 ,1206 ,1279 ,1281 ,1282 ,1285
OPEL	93184596	400301-00-4	97 ,98 ,142 ,145 ,154 ,166 ,167 ,168 ,169 ,170 ,171 ,248 ,344 ,462 ,463 ,814 ,820 ,853 ,854 ,855 ,856 ,858 ,1061 ,1206 ,1279 ,1281 ,1282 ,1283 ,1285
OPEL	93184597	400301-25-4	97 ,98 ,142 ,145 ,154 ,166 ,167 ,168 ,169 ,170 ,171 ,248 ,344 ,462 ,463 ,814 ,820 ,853 ,854 ,855 ,856 ,858 ,1061 ,1206 ,1279 ,1281 ,1282 ,1283 ,1285
OPEL	93184598	400301-50-4	97 ,98 ,142 ,145 ,154 ,166 ,167 ,168 ,169 ,170 ,171 ,248 ,344 ,462 ,463 ,814 ,820 ,853 ,854 ,855 ,856 ,858 ,1061 ,1206 ,1279 ,1281 ,1282 ,1283 ,1285
OPEL	93184599	400301-00-4	97 ,98 ,142 ,145 ,154 ,166 ,167 ,168 ,169 ,170 ,171 ,248 ,344 ,462 ,463 ,814 ,820 ,853 ,854 ,855 ,856 ,858 ,1061 ,1206 ,1279 ,1281 ,1282 ,1283 ,1285
OPEL	93184600	400301-25-4	97 ,98 ,142 ,145 ,154 ,166 ,167 ,168 ,169 ,170 ,171 ,248 ,344 ,462 ,463 ,814 ,820 ,853 ,854 ,855 ,856 ,858 ,1061 ,1206 ,1279 ,1281 ,1282 ,1283 ,1285
OPEL	93184601	400301-50-4	97 ,98 ,142 ,145 ,154 ,166 ,167 ,168 ,169 ,170 ,171 ,248 ,344 ,462 ,463 ,814 ,820 ,853 ,854 ,855 ,856 ,858 ,1061 ,1206 ,1279 ,1281 ,1282 ,1283 ,1285
OPEL	93189394	403502-00-4	13 ,166 ,177 ,205 ,341 ,410 ,595 ,632 ,636 ,853 ,906 ,1199 ,1205 ,1220 ,1279
OPEL	93189395	403502-00-4	13 ,166 ,177 ,205 ,341 ,410 ,595 ,632 ,636 ,853 ,906 ,1199 ,1205 ,1220 ,1279
OPEL	93192114	403515-00-4	13 ,14 ,15 ,151 ,178 ,345 ,347 ,464 ,597 ,598 ,859 ,1061 ,1207 ,1285
OPEL	93197220	403515-00-4	13 ,14 ,15 ,151 ,178 ,345 ,347 ,464 ,597 ,598 ,859 ,1061 ,1207 ,1285
OPEL	94381678	433507-00-4	169 ,498 ,656 ,855 ,856 ,858 ,1281 ,1282 ,1283
OPEL	94381679	433507-00-4	169 ,498 ,656 ,855 ,856 ,858 ,1281 ,1282 ,1283
OPEL	94381680	433507-00-4	169 ,498 ,656 ,855 ,856 ,858 ,1281 ,1282 ,1283
OPEL	94381684	403505-00-4	169 ,463 ,468 ,498 ,656 ,855 ,856 ,859 ,1281 ,1282 ,1283 ,1285
OPEL	94381685	403505-00-4	169 ,463 ,468 ,498 ,656 ,855 ,856 ,859 ,1281 ,1282 ,1283 ,1285
OPEL	94381686	403505-00-4	169 ,463 ,468 ,498 ,656 ,855 ,856 ,859 ,1281 ,1282 ,1283 ,1285
OPEL	94381687	403505-00-4	169 ,463 ,468 ,498 ,656 ,855 ,856 ,859 ,1281 ,1282 ,1283 ,1285
OPEL	94655784	403506-00-4	98 ,154 ,170 ,171 ,172 ,173 ,248 ,249 ,464 ,498 ,588 ,857 ,859 ,860 ,861 ,863 ,1284 ,1285 ,1286 ,1288 ,1289 ,1290
OPEL	95517820	433830-00-4	344 ,740 ,816 ,857 ,1005 ,1284 ,1285
OPEL	95517823	403820-00-4	344 ,816 ,857 ,1005 ,1006 ,1283 ,1285
OPEL	97379831	403505-00-4	169 ,463 ,468 ,498 ,656 ,855 ,856 ,859 ,1281 ,1282 ,1283 ,1285



OE- Reference

OE- Manu.	Reference-No.	SM-No.	On Page
OPEL	97379831	403505-00-4	169 ,463 ,468 ,498 ,656 ,855 ,856 ,859 ,1281 ,1282 ,1283 ,1285
OPEL	97379833	403505-00-4	169 ,463 ,468 ,498 ,656 ,855 ,856 ,859 ,1281 ,1282 ,1283 ,1285
OPEL	97379834	403505-00-4	169 ,463 ,468 ,498 ,656 ,855 ,856 ,859 ,1281 ,1282 ,1283 ,1285
PERKINS	037067M91	433601-25-4	98 ,867 ,868
PERKINS	0737069M91	433601-75-4	98 ,867 ,868
PERKINS	3111A071	433605-00-4	7 ,174 ,639 ,869 ,870 ,871 ,1408 ,1409 ,1525
PERKINS	31126361	403602-00-4	7 ,174 ,868 ,869 ,870 ,871 ,872 ,1048 ,1408 ,1525
PERKINS	31126371	403602-00-4	7 ,174 ,868 ,869 ,870 ,871 ,872 ,1048 ,1408 ,1525
PERKINS	31126381	403602-00-4	7 ,174 ,868 ,869 ,870 ,871 ,872 ,1048 ,1408 ,1525
PERKINS	31126391	403602-00-4	7 ,174 ,868 ,869 ,870 ,871 ,872 ,1048 ,1408 ,1525
PERKINS	31137211	413620-00-2	867 to 868
PERKINS	31137221	413620-00-2	867 to 868
PERKINS	31137311	413621-00-2	7 ,174 ,443 ,639 ,868 ,869 ,870 ,871 ,872 ,1048 ,1408 ,1525
PERKINS	31137312	413621-00-2	7 ,174 ,443 ,639 ,868 ,869 ,870 ,871 ,872 ,1048 ,1408 ,1525
PERKINS	31137320	413621-00-2	7 ,174 ,443 ,639 ,868 ,869 ,870 ,871 ,872 ,1048 ,1408 ,1525
PERKINS	31137321	413621-00-2	7 ,174 ,443 ,639 ,868 ,869 ,870 ,871 ,872 ,1048 ,1408 ,1525
PERKINS	31137322	413621-00-2	7 ,174 ,443 ,639 ,868 ,869 ,870 ,871 ,872 ,1048 ,1408 ,1525
PERKINS	31137551	413621-00-2	7 ,174 ,443 ,639 ,868 ,869 ,870 ,871 ,872 ,1048 ,1408 ,1525
PERKINS	31137560	413621-00-2	7 ,174 ,443 ,639 ,868 ,869 ,870 ,871 ,872 ,1048 ,1408 ,1525
PERKINS	31137561	413621-00-2	7 ,174 ,443 ,639 ,868 ,869 ,870 ,871 ,872 ,1048 ,1408 ,1525
PERKINS	423669	403602-00-4	7 ,174 ,868 ,869 ,870 ,871 ,872 ,1048 ,1408 ,1525
PERKINS	423669A	403602-25-4	7 ,174 ,868 ,869 ,870 ,871 ,872 ,1048 ,1408 ,1525
PERKINS	423669B	403602-50-4	7 ,174 ,868 ,869 ,870 ,871 ,872 ,1048 ,1408 ,1525
PERKINS	424808	413621-00-2	7 ,174 ,443 ,639 ,868 ,869 ,870 ,871 ,872 ,1048 ,1408 ,1525
PERKINS	50032	433604-00-4	7 ,174 ,868 ,869 ,870 ,871 ,872 ,1409 ,1525
PERKINS	58011	433601-00-3 433601-00-4	867 to 868
PERKINS	58703	403601-00-3	867 to 868
PERKINS	58703A	403601-25-3	867 to 868
PERKINS	58703B	403601-50-3	867 to 868
PERKINS	58703C	403601-75-3	867 to 868
PERKINS	58704	403601-00-4	545 ,867 ,868
PERKINS	58762	403602-00-6	868 ,869 ,871
PERKINS	59617	403601-00-4	545 ,867 ,868
PERKINS	59617A	403601-25-4	545 ,867 ,868
PERKINS	59617B	403601-50-4	545 ,867 ,868
PERKINS	59617C	403601-75-4	545 ,867 ,868
PERKINS	68082	403601-00-4	545 ,867 ,868
PERKINS	68082A	403601-25-4	545 ,867 ,868
PERKINS	68082B	403601-50-4	545 ,867 ,868
PERKINS	68082C	403601-75-4	545 ,867 ,868
PERKINS	68083	403601-00-3	867 to 868
PERKINS	68083A	403601-25-3	867 to 868
PERKINS	68083B	403601-50-3	867 to 868
PERKINS	68083C	403601-75-3	867 to 868
PERKINS	68084	403601-00-3	867 to 868
PERKINS	723631M91	403601-25-3	867 to 868
PERKINS	732630M91	403601-00-3	867 to 868
PERKINS	732632M91	403601-50-3	867 to 868
PERKINS	732633M91	403601-75-3	867 to 868
PERKINS	735112M1	413620-00-2	867 to 868
PERKINS	735113M1	413620-00-2	867 to 868
PERKINS	735168M91	403602-00-4	7 ,174 ,868 ,869 ,870 ,871 ,872 ,1048 ,1408 ,1525
PERKINS	735169M91	403602-25-4	7 ,174 ,868 ,869 ,870 ,871 ,872 ,1048 ,1408 ,1525
PERKINS	735170M91	403602-50-4	7 ,174 ,868 ,869 ,870 ,871 ,872 ,1048 ,1408 ,1525
PERKINS	736336M91	403601-00-4	545 ,867 ,868
PERKINS	736337M91	403601-25-4	545 ,867 ,868
PERKINS	736338M91	403601-50-4	545 ,867 ,868

OE- Reference



OE- Manu.	Reference-No.	SM-No.	On Page
PERKINS	736338M91	403601-50-4	545 ,867 ,868
PERKINS	736339M91	403601-75-4	545 ,867 ,868
PERKINS	736930M91	403602-00-6	868 ,869 ,871
PERKINS	736931M91	403602-25-6	868 ,869 ,871
PERKINS	736932M91	403602-00-6	868 ,869 ,871
PERKINS	736950M91	433604-00-4	7 ,174 ,868 ,869 ,870 ,871 ,872 ,1409 ,1525
PERKINS	736951M91	433604-25-4	7 ,174 ,868 ,869 ,870 ,871 ,872 ,1409 ,1525
PERKINS	737066M91	433601-00-3 433601-50-3	867 to 868
PERKINS	737067M91	433601-25-3	867 to 868
PERKINS	737068M91	433601-50-4	98 ,867 ,868
PERKINS	737069M91	433601-75-3	867 to 868
PERKINS	742514M91	403602-00-6	868 ,869 ,871
PERKINS	742590M91	403602-25-6	868 ,869 ,871
PERKINS	742591M91	403602-00-6	868 ,869 ,871
PERKINS	80037	403602-00-6	868 ,869 ,871
PERKINS	80778	413621-00-2	7 ,174 ,443 ,639 ,868 ,869 ,870 ,871 ,872 ,1048 ,1408 ,1525
PERKINS	80778807	413621-00-2	7 ,174 ,443 ,639 ,868 ,869 ,870 ,871 ,872 ,1048 ,1408 ,1525
PERKINS	80779	413621-00-2	7 ,174 ,443 ,639 ,868 ,869 ,870 ,871 ,872 ,1048 ,1408 ,1525
PERKINS	80779807	413621-00-2	7 ,174 ,443 ,639 ,868 ,869 ,870 ,871 ,872 ,1048 ,1408 ,1525
PERKINS	81558	403602-00-4	7 ,174 ,868 ,869 ,870 ,871 ,872 ,1048 ,1408 ,1525
PERKINS	81558A	403602-25-4	7 ,174 ,868 ,869 ,870 ,871 ,872 ,1048 ,1408 ,1525
PERKINS	81558B	403602-50-4	7 ,174 ,868 ,869 ,870 ,871 ,872 ,1048 ,1408 ,1525
PERKINS	82168	403602-00-6	868 ,869 ,871
PERKINS	83409	403602-00-6	868 ,869 ,871
PERKINS	83437A	403601-25-4	545 ,867 ,868
PERKINS	83437B	403601-50-4	545 ,867 ,868
PERKINS	83437C	403601-75-4	545 ,867 ,868
PERKINS	8347	403601-00-4	545 ,867 ,868
PERKINS	85010A	403602-25-6	868 ,869 ,871
PERKINS	85035	433601-00-3 433601-00-4	867 to 868
PERKINS	85035A	433601-25-3 433601-25-4	867 to 868
PERKINS	85035B	433601-50-3 433601-50-4	867 to 868
PERKINS	85035C	433601-75-3 433601-75-4	867 to 868
PERKINS	85036	433601-00-3 433601-00-4	867 to 868
PERKINS	85042	433604-00-4	7 ,174 ,868 ,869 ,870 ,871 ,872 ,1409 ,1525
PERKINS	85042A	433604-25-4	7 ,174 ,868 ,869 ,870 ,871 ,872 ,1409 ,1525
PERKINS	85042B	433604-50-4	7 ,174 ,868 ,869 ,870 ,871 ,872 ,1409 ,1525
PERKINS	8581558	403602-00-4	7 ,174 ,868 ,869 ,870 ,871 ,872 ,1048 ,1408 ,1525
PERKINS	957E6331L	403601-00-3	867 to 868
PERKINS	957E6333L	403601-00-3	867 to 868
PERKINS	957E6341L	403601-00-3	867 to 868
PERKINS	957E6342L	403601-00-3	867 to 868
PERKINS	D34442	403602-00-6	868 ,869 ,871
PERKINS	D34443	403602-25-6	868 ,869 ,871
PERKINS	U5ME0006	433604-00-4	7 ,174 ,868 ,869 ,870 ,871 ,872 ,1409 ,1525
PERKINS	U5ME0013	433605-00-4	7 ,174 ,639 ,869 ,870 ,871 ,1408 ,1409 ,1525
PERKINS	U5ME0013A	433605-25-4	7 ,174 ,639 ,869 ,870 ,871 ,1408 ,1409 ,1525
PERKINS	U5ME0013B	433605-50-4	7 ,174 ,639 ,869 ,870 ,871 ,1408 ,1409 ,1525
PERKINS	U5ME0013C	433605-75-4	7 ,174 ,639 ,869 ,870 ,871 ,1408 ,1409 ,1525
PERKINS	U5ME0034	433605-00-4	7 ,174 ,639 ,869 ,870 ,871 ,1408 ,1409 ,1525
PERKINS	U5ME0034A	433605-25-4	7 ,174 ,639 ,869 ,870 ,871 ,1408 ,1409 ,1525
PERKINS	U5ME0034B	433605-50-4	7 ,174 ,639 ,869 ,870 ,871 ,1408 ,1409 ,1525
PERKINS	U5ME0034C	433605-75-4	7 ,174 ,639 ,869 ,870 ,871 ,1408 ,1409 ,1525



OE- Reference

OE- Manu.	Reference-No.	SM-No.	On Page
PEUGEOT	011315	401104-00-4	219 ,222 ,349 ,353 ,919 ,920 ,924 ,1215
PEUGEOT	011316	401104-00-4	219 ,222 ,349 ,353 ,919 ,920 ,924 ,1215
PEUGEOT	011327	403702-00-4	915 to 916
PEUGEOT	011328	403702-00-4	915 to 916
PEUGEOT	011329	401101-00-4	178 ,223 ,557 ,923 ,1011 ,1012
PEUGEOT	011330	401101-25-4	178 ,223 ,557 ,923 ,1011 ,1012
PEUGEOT	011333	402101-00-4	25 ,262 ,424 ,619 ,923 ,925 ,926 ,1193 ,1216 ,1217
PEUGEOT	011334	402101-30-4	25 ,262 ,424 ,619 ,923 ,925 ,926 ,1193 ,1216 ,1217
PEUGEOT	011335	402101-50-4	25 ,262 ,424 ,619 ,923 ,925 ,926 ,1193 ,1216 ,1217
PEUGEOT	011340	401105-00-4	219 ,222 ,223 ,349 ,353 ,919 ,920 ,924 ,1215 ,1216
PEUGEOT	011341	401105-00-4	219 ,222 ,223 ,349 ,353 ,919 ,920 ,924 ,1215 ,1216
PEUGEOT	011342	401105-30-4	219 ,222 ,223 ,349 ,353 ,919 ,920 ,924 ,1215 ,1216
PEUGEOT	011348	403701-00-4	172 ,215 ,216 ,217 ,218 ,220 ,221 ,222 ,229 ,292 ,293 ,346 ,347 ,348 ,350 ,351 ,352 ,418 ,419 ,432 ,433 ,434 ,439 ,440 ,468 ,480 ,588 ,599 ,605 ,618 ,782 ,862 ,915 ,916 ,917 ,918 ,921 ,922 ,930 ,1057 ,1058 ,1207 ,1208 ,1215 ,1220 ,1289 ,1407
PEUGEOT	011350	403701-30-4	172 ,215 ,216 ,217 ,218 ,220 ,221 ,222 ,229 ,292 ,293 ,346 ,347 ,348 ,350 ,351 ,352 ,418 ,419 ,432 ,433 ,434 ,439 ,440 ,468 ,480 ,588 ,599 ,605 ,618 ,782 ,862 ,915 ,916 ,917 ,918 ,921 ,922 ,930 ,1057 ,1058 ,1207 ,1208 ,1215 ,1220 ,1289 ,1407
PEUGEOT	011357	401106-00-4	205 ,206 ,207 ,208 ,210 ,211 ,212 ,228 ,343 ,906 ,907 ,908 ,910 ,911 ,912 ,1057 ,1212 ,1540
PEUGEOT	011375	401112-00-4	177 ,213 ,909 ,913 ,1212 ,1213 ,1214
PEUGEOT	011391	401109-00-4	217 ,218 ,348 ,918 ,919
PEUGEOT	011392	401109-30-4	217 ,218 ,348 ,918 ,919
PEUGEOT	011393	403701-00-4	172 ,215 ,216 ,217 ,218 ,220 ,221 ,222 ,229 ,292 ,293 ,346 ,347 ,348 ,350 ,351 ,352 ,418 ,419 ,432 ,433 ,434 ,439 ,440 ,468 ,480 ,588 ,599 ,605 ,618 ,782 ,862 ,915 ,916 ,917 ,918 ,921 ,922 ,930 ,1057 ,1058 ,1207 ,1208 ,1215 ,1220 ,1289 ,1407
PEUGEOT	0113E0	401102-30-4	211 ,214 ,215 ,229 ,633 ,914 ,915 ,916 ,929 ,1057
PEUGEOT	0113E1	401102-30-4	211 ,214 ,215 ,229 ,633 ,914 ,915 ,916 ,929 ,1057
PEUGEOT	0113E2	401102-30-4	211 ,214 ,215 ,229 ,633 ,914 ,915 ,916 ,929 ,1057
PEUGEOT	0113E3	401102-30-4	211 ,214 ,215 ,229 ,633 ,914 ,915 ,916 ,929 ,1057
PEUGEOT	0113E4	401102-30-4	211 ,214 ,215 ,229 ,633 ,914 ,915 ,916 ,929 ,1057
PEUGEOT	0113E5	401102-30-4	211 ,214 ,215 ,229 ,633 ,914 ,915 ,916 ,929 ,1057
PEUGEOT	0113E6	401102-00-4	211 ,214 ,215 ,229 ,633 ,914 ,915 ,916 ,929 ,1057
PEUGEOT	0113E7	401102-00-4	211 ,214 ,215 ,229 ,633 ,914 ,915 ,916 ,929 ,1057
PEUGEOT	0113E8	401102-00-4	211 ,214 ,215 ,229 ,633 ,914 ,915 ,916 ,929 ,1057
PEUGEOT	0113E9	401102-00-4	211 ,214 ,215 ,229 ,633 ,914 ,915 ,916 ,929 ,1057
PEUGEOT	0113EC	401103-00-4	207 ,208 ,209 ,210 ,291 ,343 ,411 ,412 ,420 ,430 ,654 ,771 ,780 ,854 ,909 ,910 ,1205 ,1206 ,1281 ,1403 ,1404
PEUGEOT	0113F0	401102-00-4	211 ,214 ,215 ,229 ,633 ,914 ,915 ,916 ,929 ,1057
PEUGEOT	0113F3	401106-00-4	205 ,206 ,207 ,208 ,210 ,211 ,212 ,228 ,343 ,906 ,907 ,908 ,910 ,911 ,912 ,1057 ,1212 ,1540
PEUGEOT	0113F6	401106-00-4	205 ,206 ,207 ,208 ,210 ,211 ,212 ,228 ,343 ,906 ,907 ,908 ,910 ,911 ,912 ,1057 ,1212 ,1540
PEUGEOT	0113H2	403701-00-4	172 ,215 ,216 ,217 ,218 ,220 ,221 ,222 ,229 ,292 ,293 ,346 ,347 ,348 ,350 ,351 ,352 ,418 ,419 ,432 ,433 ,434 ,439 ,440 ,468 ,480 ,588 ,599 ,605 ,618 ,782 ,862 ,915 ,916 ,917 ,918 ,921 ,922 ,930 ,1057 ,1058 ,1207 ,1208 ,1215 ,1220 ,1289 ,1407
PEUGEOT	0113H7	403701-00-4	172 ,215 ,216 ,217 ,218 ,220 ,221 ,222 ,229 ,292 ,293 ,346 ,347 ,348 ,350 ,351 ,352 ,418 ,419 ,432 ,433 ,434 ,439 ,440 ,468 ,480 ,588 ,599 ,605 ,618 ,782 ,862 ,915 ,916 ,917 ,918 ,921 ,922 ,930 ,1057 ,1058 ,1207 ,1208 ,1215 ,1220 ,1289 ,1407
PEUGEOT	0113J4	403701-00-4	172 ,215 ,216 ,217 ,218 ,220 ,221 ,222 ,229 ,292 ,293 ,346 ,347 ,348 ,350 ,351 ,352 ,418 ,419 ,432 ,433 ,434 ,439 ,440 ,468 ,480 ,588 ,599 ,605 ,618 ,782 ,862 ,915 ,916 ,917 ,918 ,921 ,922 ,930 ,1057 ,1058 ,1207 ,1208 ,1215 ,1220 ,1289 ,1407
PEUGEOT	0113V9	402102-00-4	220 ,221 ,351 ,418 ,419 ,421 ,432 ,433 ,434 ,435 ,439 ,440 ,553 ,605 ,922
PEUGEOT	0113W0	402102-00-4	220 ,221 ,351 ,418 ,419 ,421 ,432 ,433 ,434 ,435 ,439 ,440 ,553 ,605 ,922
PEUGEOT	0113W1	402102-00-4	220 ,221 ,351 ,418 ,419 ,421 ,432 ,433 ,434 ,435 ,439 ,440 ,553 ,605 ,922
PEUGEOT	0113W2	402102-00-4	220 ,221 ,351 ,418 ,419 ,421 ,432 ,433 ,434 ,435 ,439 ,440 ,553 ,605 ,922
PEUGEOT	011545	403704-00-4	619 ,923 ,925
PEUGEOT	011546	403704-30-4	619 ,923 ,925
PEUGEOT	011767	411103-00-1	205 ,206 ,208 ,211 ,212 ,633 ,906 ,907 ,908 ,911 ,912 ,913 ,998 ,1212 ,1213 ,1214
PEUGEOT	011779	411101-00-2	172 ,215 ,216 ,217 ,218 ,220 ,221 ,229 ,292 ,293 ,346 ,348 ,350 ,351 ,418 ,432 ,433 ,439 ,588 ,599 ,605 ,618 ,782 ,862 ,916 ,917 ,918 ,919 ,921 ,930 ,1058 ,1207 ,1208 ,1215 ,1220 ,1289 ,1407
PEUGEOT	0118.E8	411110-10-1	205 ,206 ,207 ,208 ,210 ,211 ,212 ,213 ,214 ,215 ,228 ,229 ,343 ,633 ,906 ,907 ,908 ,910 ,911 ,912 ,913 ,914 ,916 ,929 ,998 ,1057 ,1212 ,1213 ,1214 ,1540

OE- Reference



OE- Manu.	Reference-No.	SM-No.	On Page
PEUGEOT	0118.E8	411110-10-1	205 ,206 ,207 ,208 ,210 ,211 ,212 ,213 ,214 ,215 ,228 ,229 ,343 ,633 ,906 ,907 ,908 ,910 ,911 ,912 ,913 ,914 ,916 ,929 ,998 ,1057 ,1212 ,1213 ,1214 ,1540
PEUGEOT	0118.F9	411113-00-1	128 ,138 ,213 ,214 ,292 ,771 ,772 ,913 ,914
PEUGEOT	011867	411103-00-1 411110-00-1	205 ,206 ,208 ,211 ,212 ,633 ,906 ,907 ,908 ,911 ,912 ,913 ,998 ,1212 ,1213 ,1214
PEUGEOT	011895	411110-00-1	205 ,206 ,207 ,208 ,210 ,211 ,212 ,213 ,214 ,215 ,228 ,229 ,343 ,633 ,906 ,907 ,908 ,910 ,911 ,912 ,913 ,914 ,916 ,929 ,998 ,1057 ,1212 ,1213 ,1214 ,1540
PEUGEOT	0118E5	411103-00-1 411110-00-1	205 ,206 ,208 ,211 ,212 ,633 ,906 ,907 ,908 ,911 ,912 ,913 ,998 ,1212 ,1213 ,1214
PEUGEOT	0118F8	402102-00-4	220 ,221 ,351 ,418 ,419 ,421 ,432 ,433 ,434 ,435 ,439 ,440 ,553 ,605 ,922
PEUGEOT	0306X9	431103-00-4	207 ,291 ,411 ,654 ,909 ,1205 ,1237
PEUGEOT	0333.40	402101-00-4	25 ,262 ,424 ,619 ,923 ,925 ,926 ,1193 ,1216 ,1217
PEUGEOT	0333.41	433701-00-4	215 ,216 ,217 ,218 ,346 ,348 ,480 ,588 ,916 ,917 ,918 ,1058 ,1207 ,1215
PEUGEOT	0338.87	401105-00-4	219 ,222 ,223 ,349 ,353 ,919 ,920 ,924 ,1215 ,1216
PEUGEOT	0338.88	401105-00-4	219 ,222 ,223 ,349 ,353 ,919 ,920 ,924 ,1215 ,1216
PEUGEOT	0338.89	401105-00-4	219 ,222 ,223 ,349 ,353 ,919 ,920 ,924 ,1215 ,1216
PEUGEOT	0338.91	401105-00-4	219 ,222 ,223 ,349 ,353 ,919 ,920 ,924 ,1215 ,1216
PEUGEOT	0344.17	401106-00-4	205 ,206 ,207 ,208 ,210 ,211 ,212 ,228 ,343 ,906 ,907 ,908 ,910 ,911 ,912 ,1057 ,1212 ,1540
PEUGEOT	0344.18	401106-00-4	205 ,206 ,207 ,208 ,210 ,211 ,212 ,228 ,343 ,906 ,907 ,908 ,910 ,911 ,912 ,1057 ,1212 ,1540
PEUGEOT	0352.88	413701-00-2	215 ,217 ,218 ,221 ,222 ,347 ,350 ,351 ,352 ,468 ,480 ,599 ,916 ,918 ,921 ,922 ,1057 ,1208
PEUGEOT	0354.90	403701-00-4	172 ,215 ,216 ,217 ,218 ,220 ,221 ,222 ,229 ,292 ,293 ,346 ,347 ,348 ,350 ,351 ,352 ,418 ,419 ,432 ,433 ,434 ,439 ,440 ,468 ,480 ,588 ,599 ,605 ,618 ,782 ,862 ,915 ,916 ,917 ,918 ,921 ,922 ,930 ,1057 ,1058 ,1207 ,1208 ,1215 ,1220 ,1289 ,1407
PEUGEOT	0354.91	403701-00-4	172 ,215 ,216 ,217 ,218 ,220 ,221 ,222 ,229 ,292 ,293 ,346 ,347 ,348 ,350 ,351 ,352 ,418 ,419 ,432 ,433 ,434 ,439 ,440 ,468 ,480 ,588 ,599 ,605 ,618 ,782 ,862 ,915 ,916 ,917 ,918 ,921 ,922 ,930 ,1057 ,1058 ,1207 ,1208 ,1215 ,1220 ,1289 ,1407
PEUGEOT	0359.86	431104-00-4	205 ,206 ,207 ,208 ,210 ,211 ,212 ,214 ,215 ,906 ,907 ,908 ,911 ,912 ,913 ,915 ,916 ,929 ,998 ,1212 ,1213 ,1214
PEUGEOT	0368.40	443701-00-4	215 ,216 ,217 ,346 ,348 ,480 ,588 ,916 ,917 ,918 ,1058 ,1207 ,1215
PEUGEOT	0369.08	411106-00-2	216 ,346 ,917
PEUGEOT	0369.09	411106-00-2	216 ,346 ,917
PEUGEOT	060112B	431115-00-4	216 ,218 ,221 ,229 ,348 ,350 ,599 ,917 ,919 ,920 ,930
PEUGEOT	0606.N6	433711-00-4	221 ,352 ,915 ,922
PEUGEOT	060605	433707-00-4	619 ,922 ,923 ,925 ,926 ,1217
PEUGEOT	060606	433707-30-4	619 ,922 ,923 ,925 ,926 ,1217
PEUGEOT	060607	433707-50-4	619 ,922 ,923 ,925 ,926 ,1217
PEUGEOT	060608	433707-80-4	619 ,922 ,923 ,925 ,926 ,1217
PEUGEOT	060628	431105-00-4	219 ,222 ,223 ,349 ,353 ,917 ,919 ,920 ,924 ,1215 ,1216
PEUGEOT	060630	431105-50-4	219 ,222 ,223 ,349 ,353 ,917 ,919 ,920 ,924 ,1215 ,1216
PEUGEOT	060631	431105-80-4	219 ,222 ,223 ,349 ,353 ,917 ,919 ,920 ,924 ,1215 ,1216
PEUGEOT	060643	431104-00-4	205 ,206 ,207 ,208 ,210 ,211 ,212 ,214 ,215 ,906 ,907 ,908 ,911 ,912 ,913 ,915 ,916 ,929 ,998 ,1212 ,1213 ,1214
PEUGEOT	060656	431104-00-4	205 ,206 ,207 ,208 ,210 ,211 ,212 ,214 ,215 ,906 ,907 ,908 ,911 ,912 ,913 ,915 ,916 ,929 ,998 ,1212 ,1213 ,1214
PEUGEOT	060660	433707-00-4	619 ,922 ,923 ,925 ,926 ,1217
PEUGEOT	060661	433707-30-4	619 ,922 ,923 ,925 ,926 ,1217
PEUGEOT	060662	433707-50-4	619 ,922 ,923 ,925 ,926 ,1217
PEUGEOT	060663	433707-80-4	619 ,922 ,923 ,925 ,926 ,1217
PEUGEOT	060665	431105-00-4	219 ,222 ,223 ,349 ,353 ,917 ,919 ,920 ,924 ,1215 ,1216
PEUGEOT	060666	431105-30-4	219 ,222 ,223 ,349 ,353 ,917 ,919 ,920 ,924 ,1215 ,1216
PEUGEOT	060667	431105-50-4	219 ,222 ,223 ,349 ,353 ,917 ,919 ,920 ,924 ,1215 ,1216
PEUGEOT	060669	431101-00-4	178 ,223 ,557 ,923 ,1011 ,1012
PEUGEOT	060670	431101-25-4	178 ,223 ,557 ,923 ,1011 ,1012
PEUGEOT	060671	432101-00-4	25 ,262 ,424 ,619 ,926 ,1193 ,1216 ,1217
PEUGEOT	060672	432101-30-4	25 ,262 ,424 ,619 ,926 ,1193 ,1216 ,1217
PEUGEOT	060673	432101-50-4	25 ,262 ,424 ,619 ,926 ,1193 ,1216 ,1217
PEUGEOT	060680	433701-00-4	215 ,216 ,217 ,218 ,346 ,348 ,480 ,588 ,916 ,917 ,918 ,1058 ,1207 ,1215
PEUGEOT	060680X4	433701-00-4	215 ,216 ,217 ,218 ,346 ,348 ,480 ,588 ,916 ,917 ,918 ,1058 ,1207 ,1215
PEUGEOT	060682	433701-30-4	215 ,216 ,217 ,218 ,346 ,348 ,480 ,588 ,916 ,917 ,918 ,1058 ,1207 ,1215
PEUGEOT	060699	433701-00-4	215 ,216 ,217 ,218 ,346 ,348 ,480 ,588 ,916 ,917 ,918 ,1058 ,1207 ,1215



OE- Reference

OE- Manu.	Reference-No.	SM-No.	On Page
PEUGEOT	060699	433701-00-4	215 ,216 ,217 ,218 ,346 ,348 ,480 ,588 ,916 ,917 ,918 ,1058 ,1207 ,1215
PEUGEOT	0606AA	431103-00-4	207 ,291 ,411 ,654 ,909 ,1205 ,1237
PEUGEOT	0606J8	433706-30-4	215 ,217 ,218 ,347 ,468 ,916 ,918 ,1057
PEUGEOT	0606K9	433705-00-4	224 ,261 ,925
PEUGEOT	0606L6	431115-00-4	216 ,218 ,221 ,229 ,348 ,350 ,599 ,917 ,919 ,920 ,930
PEUGEOT	0606N3	433705-30-4	224 ,261 ,925
PEUGEOT	0606N4	431115-30-4	216 ,218 ,221 ,229 ,348 ,350 ,599 ,917 ,919 ,920 ,930
PEUGEOT	0606P8	433702-00-4	207 ,212 ,213 ,228 ,343 ,907 ,908 ,910 ,911 ,913 ,1540
PEUGEOT	0606Q8	433807-00-4	15 ,94 ,224 ,354 ,537 ,538 ,600 ,791 ,864 ,926 ,1012 ,1013 ,1047 ,1048 ,1152 ,1290 ,1291
PEUGEOT	0606R1	431115-30-4	216 ,218 ,221 ,229 ,348 ,350 ,599 ,917 ,919 ,920 ,930
PEUGEOT	0606R4	431115-30-4	216 ,218 ,221 ,229 ,348 ,350 ,599 ,917 ,919 ,920 ,930
PEUGEOT	0606R8	431115-00-4	216 ,218 ,221 ,229 ,348 ,350 ,599 ,917 ,919 ,920 ,930
PEUGEOT	0606S5	431106-00-4	172 ,220 ,221 ,229 ,292 ,293 ,350 ,351 ,418 ,432 ,433 ,439 ,440 ,599 ,605 ,618 ,782 ,862 ,921 ,930 ,1208 ,1220 ,1289 ,1407
PEUGEOT	0606T0	431103-00-4	207 ,291 ,411 ,654 ,909 ,1205 ,1237
PEUGEOT	0606X4	432106-00-4	221 ,351 ,418 ,419 ,421 ,432 ,433 ,434 ,435 ,440 ,553 ,605 ,922
PEUGEOT	0606X5	432106-00-4	221 ,351 ,418 ,419 ,421 ,432 ,433 ,434 ,435 ,440 ,553 ,605 ,922
PEUGEOT	0606X9	431103-00-4	207 ,291 ,411 ,654 ,909 ,1205 ,1237
PEUGEOT	0606Z3	432109-00-4 432112-00-4	208 ,209 ,291 ,343 ,411 ,412 ,420 ,430 ,771 ,780 ,909 ,1206 ,1404
PEUGEOT	060J7	433706-00-4	215 ,217 ,218 ,347 ,468 ,916 ,918 ,1057
PEUGEOT	0719.29	403704-00-4	619 ,923 ,925
PEUGEOT	0719.30	403704-00-4	619 ,923 ,925
PEUGEOT	0719.31	403704-00-4	619 ,923 ,925
PEUGEOT	0719.32	403704-00-4	619 ,923 ,925
PEUGEOT	0721.05	431105-00-4	219 ,222 ,223 ,349 ,353 ,917 ,919 ,920 ,924 ,1215 ,1216
PEUGEOT	0721.06	401104-00-4 401105-00-4	219 ,222 ,349 ,353 ,919 ,920 ,924 ,1215
PEUGEOT	0721.07	401104-00-4 401105-00-4	219 ,222 ,349 ,353 ,919 ,920 ,924 ,1215
PEUGEOT	0721.08	401104-00-4 401105-00-4	219 ,222 ,349 ,353 ,919 ,920 ,924 ,1215
PEUGEOT	0721.09	401104-00-4 401105-00-4	219 ,222 ,349 ,353 ,919 ,920 ,924 ,1215
PEUGEOT	0729.51	401104-00-4 401105-00-4	219 ,222 ,349 ,353 ,919 ,920 ,924 ,1215
PEUGEOT	0791028129	411110-00-1	205 ,206 ,207 ,208 ,210 ,211 ,212 ,213 ,214 ,215 ,228 ,229 ,343 ,633 ,906 ,907 ,908 ,910 ,911 ,912 ,913 ,914 ,916 ,929 ,998 ,1057 ,1212 ,1213 ,1214 ,1540
PEUGEOT	11328	403702-30-4	915 to 916
PEUGEOT	11547	403704-50-4	619 ,923 ,925
PEUGEOT	31867	411103-00-1	205 ,206 ,208 ,211 ,212 ,633 ,906 ,907 ,908 ,911 ,912 ,913 ,998 ,1212 ,1213 ,1214
PEUGEOT	32126	403702-00-4	915 to 916
PEUGEOT	32126030	403702-30-4	915 to 916
PEUGEOT	32126050	403702-50-4	915 to 916
PEUGEOT	32128	403702-00-4	915 to 916
PEUGEOT	32128030	403702-30-4	915 to 916
PEUGEOT	32128050	403702-50-4	915 to 916
PEUGEOT	32561	401109-00-4	217 ,218 ,348 ,918 ,919
PEUGEOT	32561030	401109-30-4	217 ,218 ,348 ,918 ,919
PEUGEOT	325613030	401109-30-4	217 ,218 ,348 ,918 ,919
PEUGEOT	32562	401109-00-4	217 ,218 ,348 ,918 ,919
PEUGEOT	32562030	401109-30-4	217 ,218 ,348 ,918 ,919
PEUGEOT	325623030	401109-30-4	217 ,218 ,348 ,918 ,919
PEUGEOT	32569	402101-00-4	25 ,262 ,424 ,619 ,923 ,925 ,926 ,1193 ,1216 ,1217
PEUGEOT	32569030	402101-30-4	25 ,262 ,424 ,619 ,923 ,925 ,926 ,1193 ,1216 ,1217
PEUGEOT	32569050	402101-50-4	25 ,262 ,424 ,619 ,923 ,925 ,926 ,1193 ,1216 ,1217
PEUGEOT	33175	411101-00-2	172 ,215 ,216 ,217 ,218 ,220 ,221 ,229 ,292 ,293 ,346 ,348 ,350 ,351 ,418 ,432 ,433 ,439 ,588 ,599 ,605 ,618 ,782 ,862 ,916 ,917 ,918 ,919 ,921 ,930 ,1058 ,1207 ,1208 ,1215 ,1220 ,1289 ,1407

OE- Reference



OE- Manu.	Reference-No.	SM-No.	On Page
PEUGEOT	33175	411101-00-2	172 ,215 ,216 ,217 ,218 ,220 ,221 ,229 ,292 ,293 ,346 ,348 ,350 ,351 ,418 ,432 ,433 ,439 ,588 ,599 ,605 ,618 ,782 ,862 ,916 ,917 ,918 ,919 ,921 ,930 ,1058 ,1207 ,1208 ,1215 ,1220 ,1289 ,1407
PEUGEOT	33175010	411101-10-2	172 ,215 ,216 ,217 ,218 ,220 ,221 ,229 ,292 ,293 ,346 ,348 ,350 ,351 ,418 ,432 ,433 ,439 ,588 ,599 ,605 ,618 ,782 ,862 ,916 ,917 ,918 ,919 ,921 ,930 ,1058 ,1207 ,1208 ,1215 ,1220 ,1289 ,1407
PEUGEOT	33176	411101-00-2	172 ,215 ,216 ,217 ,218 ,220 ,221 ,229 ,292 ,293 ,346 ,348 ,350 ,351 ,418 ,432 ,433 ,439 ,588 ,599 ,605 ,618 ,782 ,862 ,916 ,917 ,918 ,919 ,921 ,930 ,1058 ,1207 ,1208 ,1215 ,1220 ,1289 ,1407
PEUGEOT	33176010	411101-10-2	172 ,215 ,216 ,217 ,218 ,220 ,221 ,229 ,292 ,293 ,346 ,348 ,350 ,351 ,418 ,432 ,433 ,439 ,588 ,599 ,605 ,618 ,782 ,862 ,916 ,917 ,918 ,919 ,921 ,930 ,1058 ,1207 ,1208 ,1215 ,1220 ,1289 ,1407
PEUGEOT	33303010	411110-10-1	205 ,206 ,207 ,208 ,210 ,211 ,212 ,213 ,214 ,215 ,228 ,229 ,343 ,633 ,906 ,907 ,908 ,910 ,911 ,912 ,913 ,914 ,916 ,929 ,998 ,1057 ,1212 ,1213 ,1214 ,1540
PEUGEOT	33337	432101-00-4	25 ,262 ,424 ,619 ,926 ,1193 ,1216 ,1217
PEUGEOT	33337-3030	432101-30-4	25 ,262 ,424 ,619 ,926 ,1193 ,1216 ,1217
PEUGEOT	33337-3050	432101-50-4	25 ,262 ,424 ,619 ,926 ,1193 ,1216 ,1217
PEUGEOT	33337030	432101-50-4	25 ,262 ,424 ,619 ,926 ,1193 ,1216 ,1217
PEUGEOT	33337080	432101-80-4	25 ,262 ,424 ,619 ,926 ,1193 ,1216 ,1217
PEUGEOT	333373	432101-00-4	25 ,262 ,424 ,619 ,926 ,1193 ,1216 ,1217
PEUGEOT	33338	402101-00-4	25 ,262 ,424 ,619 ,923 ,925 ,926 ,1193 ,1216 ,1217
PEUGEOT	33338030	402101-30-4	25 ,262 ,424 ,619 ,923 ,925 ,926 ,1193 ,1216 ,1217
PEUGEOT	33338050	402101-50-4	25 ,262 ,424 ,619 ,923 ,925 ,926 ,1193 ,1216 ,1217
PEUGEOT	33339	402101-00-4	25 ,262 ,424 ,619 ,923 ,925 ,926 ,1193 ,1216 ,1217
PEUGEOT	33339030	402101-30-4	25 ,262 ,424 ,619 ,923 ,925 ,926 ,1193 ,1216 ,1217
PEUGEOT	33339050	402101-50-4	25 ,262 ,424 ,619 ,923 ,925 ,926 ,1193 ,1216 ,1217
PEUGEOT	3334.13	433701-00-4	215 ,216 ,217 ,218 ,346 ,348 ,480 ,588 ,916 ,917 ,918 ,1058 ,1207 ,1215
PEUGEOT	33340030	402101-30-4	25 ,262 ,424 ,619 ,923 ,925 ,926 ,1193 ,1216 ,1217
PEUGEOT	33340050	402101-50-4	25 ,262 ,424 ,619 ,923 ,925 ,926 ,1193 ,1216 ,1217
PEUGEOT	33341030	433701-30-4	215 ,216 ,217 ,218 ,346 ,348 ,480 ,588 ,916 ,917 ,918 ,1058 ,1207 ,1215
PEUGEOT	333413030	433701-30-4	215 ,216 ,217 ,218 ,346 ,348 ,480 ,588 ,916 ,917 ,918 ,1058 ,1207 ,1215
PEUGEOT	333413050	433701-50-4	215 ,216 ,217 ,218 ,346 ,348 ,480 ,588 ,916 ,917 ,918 ,1058 ,1207 ,1215
PEUGEOT	3337030	432101-30-4	25 ,262 ,424 ,619 ,926 ,1193 ,1216 ,1217
PEUGEOT	33887030	401105-30-4	219 ,222 ,223 ,349 ,353 ,919 ,920 ,924 ,1215 ,1216
PEUGEOT	33887050	401105-50-4	219 ,222 ,223 ,349 ,353 ,919 ,920 ,924 ,1215 ,1216
PEUGEOT	33887080	401105-80-4	219 ,222 ,223 ,349 ,353 ,919 ,920 ,924 ,1215 ,1216
PEUGEOT	33888030	401105-30-4	219 ,222 ,223 ,349 ,353 ,919 ,920 ,924 ,1215 ,1216
PEUGEOT	33888050	401105-50-4	219 ,222 ,223 ,349 ,353 ,919 ,920 ,924 ,1215 ,1216
PEUGEOT	33888080	401105-80-4	219 ,222 ,223 ,349 ,353 ,919 ,920 ,924 ,1215 ,1216
PEUGEOT	33889030	401105-30-4	219 ,222 ,223 ,349 ,353 ,919 ,920 ,924 ,1215 ,1216
PEUGEOT	33889050	401105-50-4	219 ,222 ,223 ,349 ,353 ,919 ,920 ,924 ,1215 ,1216
PEUGEOT	33889080	401105-80-4	219 ,222 ,223 ,349 ,353 ,919 ,920 ,924 ,1215 ,1216
PEUGEOT	33890	401105-00-4	219 ,222 ,223 ,349 ,353 ,919 ,920 ,924 ,1215 ,1216
PEUGEOT	33890030	401105-30-4	219 ,222 ,223 ,349 ,353 ,919 ,920 ,924 ,1215 ,1216
PEUGEOT	33890050	401105-50-4	219 ,222 ,223 ,349 ,353 ,919 ,920 ,924 ,1215 ,1216
PEUGEOT	33890080	401105-80-4	219 ,222 ,223 ,349 ,353 ,919 ,920 ,924 ,1215 ,1216
PEUGEOT	33891030	401105-30-4	219 ,222 ,223 ,349 ,353 ,919 ,920 ,924 ,1215 ,1216
PEUGEOT	33891050	401105-50-4	219 ,222 ,223 ,349 ,353 ,919 ,920 ,924 ,1215 ,1216
PEUGEOT	33891080	401105-80-4	219 ,222 ,223 ,349 ,353 ,919 ,920 ,924 ,1215 ,1216
PEUGEOT	34417030	401106-30-4	205 ,206 ,207 ,208 ,210 ,211 ,212 ,228 ,343 ,906 ,907 ,908 ,910 ,911 ,912 ,1057 ,1212 ,1540
PEUGEOT	34418030	401106-30-4	205 ,206 ,207 ,208 ,210 ,211 ,212 ,228 ,343 ,906 ,907 ,908 ,910 ,911 ,912 ,1057 ,1212 ,1540
PEUGEOT	35490030	403701-30-4	172 ,215 ,216 ,217 ,218 ,220 ,221 ,222 ,229 ,292 ,293 ,346 ,347 ,348 ,350 ,351 ,352 ,418 ,419 ,432 ,433 ,434 ,439 ,440 ,468 ,480 ,588 ,599 ,605 ,618 ,782 ,862 ,915 ,916 ,917 ,918 ,921 ,922 ,930 ,1057 ,1058 ,1207 ,1208 ,1215 ,1220 ,1289 ,1407
PEUGEOT	35491030	403701-30-4	172 ,215 ,216 ,217 ,218 ,220 ,221 ,222 ,229 ,292 ,293 ,346 ,347 ,348 ,350 ,351 ,352 ,418 ,419 ,432 ,433 ,434 ,439 ,440 ,468 ,480 ,588 ,599 ,605 ,618 ,782 ,862 ,915 ,916 ,917 ,918 ,921 ,922 ,930 ,1057 ,1058 ,1207 ,1208 ,1215 ,1220 ,1289 ,1407
PEUGEOT	3598.63	431104-00-4	205 ,206 ,207 ,208 ,210 ,211 ,212 ,214 ,215 ,906 ,907 ,908 ,911 ,912 ,913 ,915 ,916 ,929 ,998 ,1212 ,1213 ,1214
PEUGEOT	3608.1B	401102-00-4	211 ,214 ,215 ,229 ,633 ,914 ,915 ,916 ,929 ,1057
PEUGEOT	36081B030	401102-30-4	211 ,214 ,215 ,229 ,633 ,914 ,915 ,916 ,929 ,1057



OE- Reference

OE- Manu.	Reference-No.	SM-No.	On Page
PEUGEOT	36081B030	401102-30-4	211 ,214 ,215 ,229 ,633 ,914 ,915 ,916 ,929 ,1057
PEUGEOT	3639.3B	401102-00-4	211 ,214 ,215 ,229 ,633 ,914 ,915 ,916 ,929 ,1057
PEUGEOT	36393B030	401102-30-4	211 ,214 ,215 ,229 ,633 ,914 ,915 ,916 ,929 ,1057
PEUGEOT	5805.59	433707-00-4	619 ,922 ,923 ,925 ,926 ,1217
PEUGEOT	60112B030	431115-30-4	216 ,218 ,221 ,229 ,348 ,350 ,599 ,917 ,919 ,920 ,930
PEUGEOT	7056115400	433707-30-4	619 ,922 ,923 ,925 ,926 ,1217
PEUGEOT	7056115500	433707-50-4	619 ,922 ,923 ,925 ,926 ,1217
PEUGEOT	7056115600	433707-80-4	619 ,922 ,923 ,925 ,926 ,1217
PEUGEOT	7058055900	433707-00-4	619 ,922 ,923 ,925 ,926 ,1217
PEUGEOT	71929030	403704-30-4	619 ,923 ,925
PEUGEOT	71929050	403704-50-4	619 ,923 ,925
PEUGEOT	71929080	403704-80-4	619 ,923 ,925
PEUGEOT	7193.33	433707-00-4	619 ,922 ,923 ,925 ,926 ,1217
PEUGEOT	71930030	403704-30-4	619 ,923 ,925
PEUGEOT	71930050	403704-50-4	619 ,923 ,925
PEUGEOT	71930080	403704-80-4	619 ,923 ,925
PEUGEOT	71931030	403704-30-4	619 ,923 ,925
PEUGEOT	71931050	403704-50-4	619 ,923 ,925
PEUGEOT	71931080	403704-80-4	619 ,923 ,925
PEUGEOT	71932030	403704-30-4	619 ,923 ,925
PEUGEOT	71932050	403704-50-4	619 ,923 ,925
PEUGEOT	71932080	403704-80-4	619 ,923 ,925
PEUGEOT	71933030	433707-30-4	619 ,922 ,923 ,925 ,926 ,1217
PEUGEOT	71933050	433707-50-4	619 ,922 ,923 ,925 ,926 ,1217
PEUGEOT	71933080	433707-80-4	619 ,922 ,923 ,925 ,926 ,1217
PEUGEOT	72105-3050	431105-50-4	219 ,222 ,223 ,349 ,353 ,917 ,919 ,920 ,924 ,1215 ,1216
PEUGEOT	72105050	431105-50-4	219 ,222 ,223 ,349 ,353 ,917 ,919 ,920 ,924 ,1215 ,1216
PEUGEOT	72105080	431105-80-4	219 ,222 ,223 ,349 ,353 ,917 ,919 ,920 ,924 ,1215 ,1216
PEUGEOT	72105100	431105-100-4	219 ,222 ,223 ,349 ,353 ,917 ,919 ,920 ,924 ,1215 ,1216
PEUGEOT	721053030	431105-30-4	219 ,222 ,223 ,349 ,353 ,917 ,919 ,920 ,924 ,1215 ,1216
PEUGEOT	721053080	431105-80-4	219 ,222 ,223 ,349 ,353 ,917 ,919 ,920 ,924 ,1215 ,1216
PEUGEOT	721053100	431105-100-4	219 ,222 ,223 ,349 ,353 ,917 ,919 ,920 ,924 ,1215 ,1216
PEUGEOT	72106030	401104-30-4 401105-30-4	219 ,222 ,349 ,353 ,919 ,920 ,924 ,1215
PEUGEOT	72106050	401104-50-4 401105-50-4	219 ,222 ,349 ,353 ,919 ,920 ,924 ,1215
PEUGEOT	72106080	401105-80-4	219 ,222 ,223 ,349 ,353 ,919 ,920 ,924 ,1215 ,1216
PEUGEOT	72106100	401105-100-4	219 ,222 ,223 ,349 ,353 ,919 ,920 ,924 ,1215 ,1216
PEUGEOT	72107030	401104-30-4 401105-30-4	219 ,222 ,349 ,353 ,919 ,920 ,924 ,1215
PEUGEOT	72107050	401104-50-4 401105-50-4	219 ,222 ,349 ,353 ,919 ,920 ,924 ,1215
PEUGEOT	72107080	401105-80-4	219 ,222 ,223 ,349 ,353 ,919 ,920 ,924 ,1215 ,1216
PEUGEOT	72107100	401105-100-4	219 ,222 ,223 ,349 ,353 ,919 ,920 ,924 ,1215 ,1216
PEUGEOT	72108030	401104-30-4 401105-30-4	219 ,222 ,349 ,353 ,919 ,920 ,924 ,1215
PEUGEOT	72108050	401104-50-4 401105-50-4	219 ,222 ,349 ,353 ,919 ,920 ,924 ,1215
PEUGEOT	72108080	401105-80-4	219 ,222 ,223 ,349 ,353 ,919 ,920 ,924 ,1215 ,1216
PEUGEOT	72108100	401105-100-4	219 ,222 ,223 ,349 ,353 ,919 ,920 ,924 ,1215 ,1216
PEUGEOT	72109030	401104-30-4 401105-30-4	219 ,222 ,349 ,353 ,919 ,920 ,924 ,1215
PEUGEOT	72109050	401104-50-4 401105-50-4	219 ,222 ,349 ,353 ,919 ,920 ,924 ,1215
PEUGEOT	72109080	401105-80-4	219 ,222 ,223 ,349 ,353 ,919 ,920 ,924 ,1215 ,1216
PEUGEOT	72109100	401105-100-4	219 ,222 ,223 ,349 ,353 ,919 ,920 ,924 ,1215 ,1216
PEUGEOT	72951030	401104-30-4 401105-30-4	219 ,222 ,349 ,353 ,919 ,920 ,924 ,1215
PEUGEOT	72951050	401104-50-4 401105-50-4	219 ,222 ,349 ,353 ,919 ,920 ,924 ,1215
PEUGEOT	72951080	401105-80-4	219 ,222 ,223 ,349 ,353 ,919 ,920 ,924 ,1215 ,1216

OE- Reference



OE- Manu.	Reference-No.	SM-No.	On Page
PEUGEOT	72951080	401105-80-4	219 ,222 ,223 ,349 ,353 ,919 ,920 ,924 ,1215 ,1216
PEUGEOT	72951100	401105-100-4	219 ,222 ,223 ,349 ,353 ,919 ,920 ,924 ,1215 ,1216
PEUGEOT	757019500	403704-00-4	619 ,923 ,925
PEUGEOT	757019800	403704-30-4	619 ,923 ,925
PEUGEOT	757019900	403704-50-4	619 ,923 ,925
PEUGEOT	757022000	403704-00-4	619 ,923 ,925
PEUGEOT	757022100	403704-30-4	619 ,923 ,925
PEUGEOT	757022200	403704-50-4	619 ,923 ,925
PEUGEOT	7701459810	411103-00-1	205 ,206 ,208 ,211 ,212 ,633 ,906 ,907 ,908 ,911 ,912 ,913 ,998 ,1212 ,1213 ,1214
PEUGEOT	7801320000	401104-00-4 401105-00-4	219 ,222 ,349 ,353 ,919 ,920 ,924 ,1215
PEUGEOT	7801320100	401104-00-4 401105-00-4	219 ,222 ,349 ,353 ,919 ,920 ,924 ,1215
PEUGEOT	7801321000	401104-00-4 401105-00-4	219 ,222 ,349 ,353 ,919 ,920 ,924 ,1215
PEUGEOT	7801321100	401104-00-4 401105-00-4	219 ,222 ,349 ,353 ,919 ,920 ,924 ,1215
PEUGEOT	7801322000	401104-00-4 401105-00-4	219 ,222 ,349 ,353 ,919 ,920 ,924 ,1215
PEUGEOT	7801322100	401104-00-4 401105-00-4	219 ,222 ,349 ,353 ,919 ,920 ,924 ,1215
PEUGEOT	7801323000	401104-00-4 401105-00-4	219 ,222 ,349 ,353 ,919 ,920 ,924 ,1215
PEUGEOT	7801323100	401104-00-4 401105-00-4	219 ,222 ,349 ,353 ,919 ,920 ,924 ,1215
PEUGEOT	7901028129	411103-00-1 411110-00-1	205 ,206 ,208 ,211 ,212 ,633 ,906 ,907 ,908 ,911 ,912 ,913 ,998 ,1212 ,1213 ,1214
PEUGEOT	7901060643	431104-00-4	205 ,206 ,207 ,208 ,210 ,211 ,212 ,214 ,215 ,906 ,907 ,908 ,911 ,912 ,913 ,915 ,916 ,929 ,998 ,1212 ,1213 ,1214
PEUGEOT	7902100001	401104-30-4 401105-30-4	219 ,222 ,349 ,353 ,919 ,920 ,924 ,1215
PEUGEOT	7902100003	401104-30-4 401105-30-4	219 ,222 ,349 ,353 ,919 ,920 ,924 ,1215
PEUGEOT	7902100005	401104-30-4 401105-30-4	219 ,222 ,349 ,353 ,919 ,920 ,924 ,1215
PEUGEOT	7902100007	401104-30-4 401105-30-4	219 ,222 ,349 ,353 ,919 ,920 ,924 ,1215
PEUGEOT	7902100011	431105-30-4	219 ,222 ,223 ,349 ,353 ,917 ,919 ,920 ,924 ,1215 ,1216
PEUGEOT	7902100133	401104-30-4 401105-30-4	219 ,222 ,349 ,353 ,919 ,920 ,924 ,1215
PEUGEOT	7902100204	401105-00-4	219 ,222 ,223 ,349 ,353 ,919 ,920 ,924 ,1215 ,1216
PEUGEOT	7902101881	403702-30-4	915 to 916
PEUGEOT	7902102198	403702-30-4	915 to 916
PEUGEOT	7910002869	401104-00-4 401105-00-4	219 ,222 ,349 ,353 ,919 ,920 ,924 ,1215
PEUGEOT	7910002870	401104-00-4 401105-00-4	219 ,222 ,349 ,353 ,919 ,920 ,924 ,1215
PEUGEOT	7910008106	431104-00-4	205 ,206 ,207 ,208 ,210 ,211 ,212 ,214 ,215 ,906 ,907 ,908 ,911 ,912 ,913 ,915 ,916 ,929 ,998 ,1212 ,1213 ,1214
PEUGEOT	7910015989	401104-00-4 401105-00-4	219 ,222 ,349 ,353 ,919 ,920 ,924 ,1215
PEUGEOT	7910026148	431104-00-4	205 ,206 ,207 ,208 ,210 ,211 ,212 ,214 ,215 ,906 ,907 ,908 ,911 ,912 ,913 ,915 ,916 ,929 ,998 ,1212 ,1213 ,1214
PEUGEOT	7910028129	411103-00-1	205 ,206 ,208 ,211 ,212 ,633 ,906 ,907 ,908 ,911 ,912 ,913 ,998 ,1212 ,1213 ,1214
PEUGEOT	7940009488	403702-00-4	915 to 916
PEUGEOT	7940010288	403702-00-4	915 to 916
PEUGEOT	7942991467	403704-00-4	619 ,923 ,925
PEUGEOT	7942991468	403704-00-4	619 ,923 ,925
PEUGEOT	7942993003	402101-00-4	25 ,262 ,424 ,619 ,923 ,925 ,926 ,1193 ,1216 ,1217
PEUGEOT	7942993004	402101-00-4	25 ,262 ,424 ,619 ,923 ,925 ,926 ,1193 ,1216 ,1217
PEUGEOT	7942993005	402101-00-4	25 ,262 ,424 ,619 ,923 ,925 ,926 ,1193 ,1216 ,1217
PEUGEOT	7942993006	402101-00-4	25 ,262 ,424 ,619 ,923 ,925 ,926 ,1193 ,1216 ,1217
PEUGEOT	9100063480	411101-00-2	172 ,215 ,216 ,217 ,218 ,220 ,221 ,229 ,292 ,293 ,346 ,348 ,350 ,351 ,418 ,432 ,433 ,439 ,588 ,599 ,605 ,618 ,782 ,862 ,916 ,917 ,918 ,919 ,921 ,930 ,1058 ,1207 ,1208 ,1215 ,1220 ,1289 ,1407



OE- Reference

OE- Manu.	Reference-No.	SM-No.	On Page
PEUGEOT	9100063480	411101-00-2	172 ,215 ,216 ,217 ,218 ,220 ,221 ,229 ,292 ,293 ,346 ,348 ,350 ,351 ,418 ,432 ,433 ,439 ,588 ,599 ,605 ,618 ,782 ,862 ,916 ,917 ,918 ,919 ,921 ,930 ,1058 ,1207 ,1208 ,1215 ,1220 ,1289 ,1407
PEUGEOT	9100063680	411101-00-2	172 ,215 ,216 ,217 ,218 ,220 ,221 ,229 ,292 ,293 ,346 ,348 ,350 ,351 ,418 ,432 ,433 ,439 ,588 ,599 ,605 ,618 ,782 ,862 ,916 ,917 ,918 ,919 ,921 ,930 ,1058 ,1207 ,1208 ,1215 ,1220 ,1289 ,1407
PEUGEOT	91504475	411103-00-1 411110-00-1	205 ,206 ,208 ,211 ,212 ,633 ,906 ,907 ,908 ,911 ,912 ,913 ,998 ,1212 ,1213 ,1214
PEUGEOT	91505061	411101-00-2	172 ,215 ,216 ,217 ,218 ,220 ,221 ,229 ,292 ,293 ,346 ,348 ,350 ,351 ,418 ,432 ,433 ,439 ,588 ,599 ,605 ,618 ,782 ,862 ,916 ,917 ,918 ,919 ,921 ,930 ,1058 ,1207 ,1208 ,1215 ,1220 ,1289 ,1407
PEUGEOT	91505061X2	411101-00-2	172 ,215 ,216 ,217 ,218 ,220 ,221 ,229 ,292 ,293 ,346 ,348 ,350 ,351 ,418 ,432 ,433 ,439 ,588 ,599 ,605 ,618 ,782 ,862 ,916 ,917 ,918 ,919 ,921 ,930 ,1058 ,1207 ,1208 ,1215 ,1220 ,1289 ,1407
PEUGEOT	91505063	411101-00-2	172 ,215 ,216 ,217 ,218 ,220 ,221 ,229 ,292 ,293 ,346 ,348 ,350 ,351 ,418 ,432 ,433 ,439 ,588 ,599 ,605 ,618 ,782 ,862 ,916 ,917 ,918 ,919 ,921 ,930 ,1058 ,1207 ,1208 ,1215 ,1220 ,1289 ,1407
PEUGEOT	91505063X2	411101-00-2	172 ,215 ,216 ,217 ,218 ,220 ,221 ,229 ,292 ,293 ,346 ,348 ,350 ,351 ,418 ,432 ,433 ,439 ,588 ,599 ,605 ,618 ,782 ,862 ,916 ,917 ,918 ,919 ,921 ,930 ,1058 ,1207 ,1208 ,1215 ,1220 ,1289 ,1407
PEUGEOT	9150800380	411101-00-2 411106-00-2	172 ,215 ,216 ,217 ,218 ,220 ,221 ,229 ,292 ,293 ,346 ,348 ,350 ,351 ,418 ,432 ,433 ,439 ,588 ,599 ,605 ,618 ,782 ,862 ,916 ,917 ,918 ,919 ,921 ,930 ,1058 ,1207 ,1208 ,1215 ,1220 ,1289 ,1407
PEUGEOT	9151140280	401105-00-4	219 ,222 ,223 ,349 ,353 ,919 ,920 ,924 ,1215 ,1216
PEUGEOT	9151140380	401105-00-4	219 ,222 ,223 ,349 ,353 ,919 ,920 ,924 ,1215 ,1216
PEUGEOT	9151140480	401105-00-4	219 ,222 ,223 ,349 ,353 ,919 ,920 ,924 ,1215 ,1216
PEUGEOT	9151140580	401105-00-4	219 ,222 ,223 ,349 ,353 ,919 ,920 ,924 ,1215 ,1216
PEUGEOT	9151140680	401105-00-4	219 ,222 ,223 ,349 ,353 ,919 ,920 ,924 ,1215 ,1216
PEUGEOT	9151144480	401104-00-4	219 ,222 ,349 ,353 ,919 ,920 ,924 ,1215
PEUGEOT	9153848180	431105-00-4	219 ,222 ,223 ,349 ,353 ,917 ,919 ,920 ,924 ,1215 ,1216
PEUGEOT	9350016080	402101-00-4	25 ,262 ,424 ,619 ,923 ,925 ,926 ,1193 ,1216 ,1217
PEUGEOT	9350090080	432101-00-4	25 ,262 ,424 ,619 ,926 ,1193 ,1216 ,1217
PEUGEOT	9350090380	402101-00-4	25 ,262 ,424 ,619 ,923 ,925 ,926 ,1193 ,1216 ,1217
PEUGEOT	9350090680	402101-00-4	25 ,262 ,424 ,619 ,923 ,925 ,926 ,1193 ,1216 ,1217
PEUGEOT	9350090980	402101-00-4	25 ,262 ,424 ,619 ,923 ,925 ,926 ,1193 ,1216 ,1217
PEUGEOT	9350097780	402101-00-4	25 ,262 ,424 ,619 ,923 ,925 ,926 ,1193 ,1216 ,1217
PEUGEOT	9350099380	432101-00-4	25 ,262 ,424 ,619 ,926 ,1193 ,1216 ,1217
PEUGEOT	9350125080	433701-00-4	215 ,216 ,217 ,218 ,346 ,348 ,480 ,588 ,916 ,917 ,918 ,1058 ,1207 ,1215
PEUGEOT	9400113409	401105-00-4	219 ,222 ,223 ,349 ,353 ,919 ,920 ,924 ,1215 ,1216
PEUGEOT	9400113420	401105-30-4	219 ,222 ,223 ,349 ,353 ,919 ,920 ,924 ,1215 ,1216
PEUGEOT	9400113938	403701-00-4	172 ,215 ,216 ,217 ,218 ,220 ,221 ,222 ,229 ,292 ,293 ,346 ,347 ,348 ,350 ,351 ,352 ,418 ,419 ,432 ,433 ,434 ,439 ,440 ,468 ,480 ,588 ,599 ,605 ,618 ,782 ,862 ,915 ,916 ,917 ,918 ,921 ,922 ,930 ,1057 ,1058 ,1207 ,1208 ,1215 ,1220 ,1289 ,1407
PEUGEOT	9400117958	413701-00-2	215 ,217 ,218 ,221 ,222 ,347 ,350 ,351 ,352 ,468 ,480 ,599 ,916 ,918 ,921 ,922 ,1057 ,1208
PEUGEOT	9400606650	431105-00-4	219 ,222 ,223 ,349 ,353 ,917 ,919 ,920 ,924 ,1215 ,1216
PEUGEOT	9400606660	431105-30-4	219 ,222 ,223 ,349 ,353 ,917 ,919 ,920 ,924 ,1215 ,1216
PEUGEOT	9400606710	432101-00-4	25 ,262 ,424 ,619 ,926 ,1193 ,1216 ,1217
PEUGEOT	9455100953	401105-00-4	219 ,222 ,223 ,349 ,353 ,919 ,920 ,924 ,1215 ,1216
PEUGEOT	9455100954	401105-00-4	219 ,222 ,223 ,349 ,353 ,919 ,920 ,924 ,1215 ,1216
PEUGEOT	9455100955	401105-00-4	219 ,222 ,223 ,349 ,353 ,919 ,920 ,924 ,1215 ,1216
PEUGEOT	9455100956	401105-00-4	219 ,222 ,223 ,349 ,353 ,919 ,920 ,924 ,1215 ,1216
PEUGEOT	9455100957	401105-00-4	219 ,222 ,223 ,349 ,353 ,919 ,920 ,924 ,1215 ,1216
PEUGEOT	9456000032	402101-50-4	25 ,262 ,424 ,619 ,923 ,925 ,926 ,1193 ,1216 ,1217
PEUGEOT	9456000307	401105-30-4	219 ,222 ,223 ,349 ,353 ,919 ,920 ,924 ,1215 ,1216
PEUGEOT	9463706180	411106-00-2	216 ,346 ,917
PEUGEOT	9564431680	401102-30-4	211 ,214 ,215 ,229 ,633 ,914 ,915 ,916 ,929 ,1057
PEUGEOT	9602031880	431104-00-4	205 ,206 ,207 ,208 ,210 ,211 ,212 ,214 ,215 ,906 ,907 ,908 ,911 ,912 ,913 ,915 ,916 ,929 ,998 ,1212 ,1213 ,1214
PEUGEOT	9602320180	403701-00-4	172 ,215 ,216 ,217 ,218 ,220 ,221 ,222 ,229 ,292 ,293 ,346 ,347 ,348 ,350 ,351 ,352 ,418 ,419 ,432 ,433 ,434 ,439 ,440 ,468 ,480 ,588 ,599 ,605 ,618 ,782 ,862 ,915 ,916 ,917 ,918 ,921 ,922 ,930 ,1057 ,1058 ,1207 ,1208 ,1215 ,1220 ,1289 ,1407
PEUGEOT	9602320480	403701-00-4	172 ,215 ,216 ,217 ,218 ,220 ,221 ,222 ,229 ,292 ,293 ,346 ,347 ,348 ,350 ,351 ,352 ,418 ,419 ,432 ,433 ,434 ,439 ,440 ,468 ,480 ,588 ,599 ,605 ,618 ,782 ,862 ,915 ,916 ,917 ,918 ,921 ,922 ,930 ,1057 ,1058 ,1207 ,1208 ,1215 ,1220 ,1289 ,1407

OE- Reference



OE- Manu.	Reference-No.	SM-No.	On Page
PEUGEOT	9602320480	403701-00-4	172 ,215 ,216 ,217 ,218 ,220 ,221 ,222 ,229 ,292 ,293 ,346 ,347 ,348 ,350 ,351 ,352 ,418 ,419 ,432 ,433 ,434 ,439 ,440 ,468 ,480 ,588 ,599 ,605 ,618 ,782 ,862 ,915 ,916 ,917 ,918 ,921 ,922 ,930 ,1057 ,1058 ,1207 ,1208 ,1215 ,1220 ,1289 ,1407
PEUGEOT	9603432980	413701-00-2	215 ,217 ,218 ,221 ,222 ,347 ,350 ,351 ,352 ,468 ,480 ,599 ,916 ,918 ,921 ,922 ,1057 ,1208
PEUGEOT	9603433080	413701-00-2	215 ,217 ,218 ,221 ,222 ,347 ,350 ,351 ,352 ,468 ,480 ,599 ,916 ,918 ,921 ,922 ,1057 ,1208
PEUGEOT	9608621880	443701-00-4	215 ,216 ,217 ,346 ,348 ,480 ,588 ,916 ,917 ,918 ,1058 ,1207 ,1215
PEUGEOT	9613588480	431104-00-4	205 ,206 ,207 ,208 ,210 ,211 ,212 ,214 ,215 ,906 ,907 ,908 ,911 ,912 ,913 ,915 ,916 ,929 ,998 ,1212 ,1213 ,1214
PEUGEOT	9613929280	401102-00-4	211 ,214 ,215 ,229 ,633 ,914 ,915 ,916 ,929 ,1057
PEUGEOT	9621832880	401102-00-4	211 ,214 ,215 ,229 ,633 ,914 ,915 ,916 ,929 ,1057
PEUGEOT	9621916580	443701-00-4	215 ,216 ,217 ,346 ,348 ,480 ,588 ,916 ,917 ,918 ,1058 ,1207 ,1215
PEUGEOT	9626531280	401102-00-4	211 ,214 ,215 ,229 ,633 ,914 ,915 ,916 ,929 ,1057
PEUGEOT	9629193980	433713-00-4	
PEUGEOT	9630849780	431115-00-4	216 ,218 ,221 ,229 ,348 ,350 ,599 ,917 ,919 ,920 ,930
PEUGEOT	9633040380	411106-00-2	216 ,346 ,917
PEUGEOT	9633070180	411106-00-2	216 ,346 ,917
PEUGEOT	9635300980	403701-00-4	172 ,215 ,216 ,217 ,218 ,220 ,221 ,222 ,229 ,292 ,293 ,346 ,347 ,348 ,350 ,351 ,352 ,418 ,419 ,432 ,433 ,434 ,439 ,440 ,468 ,480 ,588 ,599 ,605 ,618 ,782 ,862 ,915 ,916 ,917 ,918 ,921 ,922 ,930 ,1057 ,1058 ,1207 ,1208 ,1215 ,1220 ,1289 ,1407
PEUGEOT	9635301280	403701-00-4	172 ,215 ,216 ,217 ,218 ,220 ,221 ,222 ,229 ,292 ,293 ,346 ,347 ,348 ,350 ,351 ,352 ,418 ,419 ,432 ,433 ,434 ,439 ,440 ,468 ,480 ,588 ,599 ,605 ,618 ,782 ,862 ,915 ,916 ,917 ,918 ,921 ,922 ,930 ,1057 ,1058 ,1207 ,1208 ,1215 ,1220 ,1289 ,1407
PEUGEOT	9639930980	431115-30-4	216 ,218 ,221 ,229 ,348 ,350 ,599 ,917 ,919 ,920 ,930
PEUGEOT	9675771080	403709-00-3	210 ,228 ,291 ,292 ,854 ,910 ,912 ,929 ,1280
PEUGEOT	9675771580	433709-00-3	210 ,228 ,292 ,854 ,910 ,929 ,1280
PEUGEOT	9675772180	433709-00-3	210 ,228 ,292 ,854 ,910 ,929 ,1280
PEUGEOT	9678076680	403709-00-3	210 ,228 ,291 ,292 ,854 ,910 ,912 ,929 ,1280
PEUGEOT	98095022380	403709-00-3	210 ,228 ,291 ,292 ,854 ,910 ,912 ,929 ,1280
PEUGEOT	DLPR011333	402101-00-4	25 ,262 ,424 ,619 ,923 ,925 ,926 ,1193 ,1216 ,1217
PEUGEOT	E612073	431104-00-4	205 ,206 ,207 ,208 ,210 ,211 ,212 ,214 ,215 ,906 ,907 ,908 ,911 ,912 ,913 ,915 ,916 ,929 ,998 ,1212 ,1213 ,1214

PORSCHE	92810111502	404402-00-4	933
PORSCHE	92810111503	404402-00-4	933
PORSCHE	92810113203	404402-00-4	933
PORSCHE	92810113206	404402-00-4	933
PORSCHE	92810113303	404402-00-4	933
PORSCHE	92810113900	404402-00-4	933
PORSCHE	92810190102	404402-00-4	933
PORSCHE	94410113900	404402-00-4	933
PORSCHE	94410190100	404402-00-4	933

RENAULT	0000153298	413808-00-2	1015 ,1016 ,1017 ,1018 ,1050 ,1051 ,1052 ,1053
RENAULT	0033181196	403813-00-6	1014 ,1048 ,1049 ,1067
RENAULT	0033185889	403813-00-6	1014 ,1048 ,1049 ,1067
RENAULT	0855685800	433827-00-4	1013 ,1014 ,1048 ,1067
RENAULT	0980665200	431301-00-4	23 ,261 ,994 ,995 ,996 ,998 ,1403
RENAULT	0980665300	431301-25-4	23 ,261 ,994 ,995 ,996 ,998 ,1403
RENAULT	11895	411110-00-1	205 ,206 ,207 ,208 ,210 ,211 ,212 ,213 ,214 ,215 ,228 ,229 ,343 ,633 ,906 ,907 ,908 ,910 ,911 ,912 ,913 ,914 ,916 ,929 ,998 ,1057 ,1212 ,1213 ,1214 ,1540
RENAULT	121114018R	433514-00-4	818 ,862 ,1010 ,1011 ,1288
RENAULT	121114078R	433514-00-4	818 ,862 ,1010 ,1011 ,1288
RENAULT	121500410R	433830-00-4	344 ,740 ,816 ,857 ,1005 ,1284 ,1285
RENAULT	121501679R	433831-00-3 433831-00-4	239 ,780 ,813 ,996 ,1185
RENAULT	121505386R	433831-00-3 433831-00-4	239 ,780 ,813 ,996 ,1185
RENAULT	121505479R	433831-00-3 433831-00-4	239 ,780 ,813 ,996 ,1185
RENAULT	121507812R	433830-00-4	344 ,740 ,816 ,857 ,1005 ,1284 ,1285



OE- Reference

OE- Manu.	Reference-No.	SM-No.	On Page
RENAULT	121507812R	433830-00-4	344 ,740 ,816 ,857 ,1005 ,1284 ,1285
RENAULT	121509484R	433831-00-3 433831-00-4	239 ,780 ,813 ,996 ,1185
RENAULT	121509765R	433831-00-3 433831-00-4	239 ,780 ,813 ,996 ,1185
RENAULT	122070041R	433514-00-4	818 ,862 ,1010 ,1011 ,1288
RENAULT	122070220R	403820-00-4	344 ,816 ,857 ,1005 ,1006 ,1283 ,1285
RENAULT	122070551R	403816-00-4	817 ,818 ,860 ,861 ,1009 ,1010 ,1287
RENAULT	122070615R	403816-00-4	817 ,818 ,860 ,861 ,1009 ,1010 ,1287
RENAULT	122070776R	433514-00-4	818 ,862 ,1010 ,1011 ,1288
RENAULT	122070815R	403816-00-4	817 ,818 ,860 ,861 ,1009 ,1010 ,1287
RENAULT	122071383R	433514-00-4	818 ,862 ,1010 ,1011 ,1288
RENAULT	122071609R	403816-00-4	817 ,818 ,860 ,861 ,1009 ,1010 ,1287
RENAULT	122072344R	403829-00-4	239 ,491 ,740 ,813 ,997
RENAULT	122072398R	433514-00-4	818 ,862 ,1010 ,1011 ,1288
RENAULT	122073907R	403514-00-4	818 ,862 ,1010 ,1011 ,1288 ,1289
RENAULT	122074104	403816-00-4	817 ,818 ,860 ,861 ,1009 ,1010 ,1287
RENAULT	122074104R	403816-00-4	817 ,818 ,860 ,861 ,1009 ,1010 ,1287
RENAULT	122075293R	403514-00-4	818 ,862 ,1010 ,1011 ,1288 ,1289
RENAULT	122076327R	433514-00-4	818 ,862 ,1010 ,1011 ,1288
RENAULT	122077021R	433514-00-4	818 ,862 ,1010 ,1011 ,1288
RENAULT	122077350R	403820-00-4	344 ,816 ,857 ,1005 ,1006 ,1283 ,1285
RENAULT	122077468R	433514-00-4	818 ,862 ,1010 ,1011 ,1288
RENAULT	122078491R	433514-00-4	818 ,862 ,1010 ,1011 ,1288
RENAULT	122078586R	403816-00-4	817 ,818 ,860 ,861 ,1009 ,1010 ,1287
RENAULT	122079170R	433514-00-4	818 ,862 ,1010 ,1011 ,1288
RENAULT	122150053	403514-00-4	818 ,862 ,1010 ,1011 ,1288 ,1289
RENAULT	122153350	403514-00-4	818 ,862 ,1010 ,1011 ,1288 ,1289
RENAULT	122156328	403514-00-4	818 ,862 ,1010 ,1011 ,1288 ,1289
RENAULT	122158599	403514-00-4	818 ,862 ,1010 ,1011 ,1288 ,1289
RENAULT	122231625R	403804-00-4	208 ,240 ,241 ,491 ,618 ,622 ,740 ,814 ,815 ,998 ,999 ,1000 ,1001 ,1002 ,1003 ,1004 ,1206
RENAULT	122231667	403514-00-4	818 ,862 ,1010 ,1011 ,1288 ,1289
RENAULT	122232350R	403804-00-4	208 ,240 ,241 ,491 ,618 ,622 ,740 ,814 ,815 ,998 ,999 ,1000 ,1001 ,1002 ,1003 ,1004 ,1206
RENAULT	122232367	403514-00-4	818 ,862 ,1010 ,1011 ,1288 ,1289
RENAULT	122235257R	403804-00-4	208 ,240 ,241 ,491 ,618 ,622 ,740 ,814 ,815 ,998 ,999 ,1000 ,1001 ,1002 ,1003 ,1004 ,1206
RENAULT	122235550	403514-00-4	818 ,862 ,1010 ,1011 ,1288 ,1289
RENAULT	122239947	403514-00-4	818 ,862 ,1010 ,1011 ,1288 ,1289
RENAULT	153298	413808-00-2	1015 ,1016 ,1017 ,1018 ,1050 ,1051 ,1052 ,1053
RENAULT	153299	413808-00-2	1015 ,1016 ,1017 ,1018 ,1050 ,1051 ,1052 ,1053
RENAULT	153300	413808-00-2	1015 ,1016 ,1017 ,1018 ,1050 ,1051 ,1052 ,1053
RENAULT	154265	433817-00-1	1018 ,1019 ,1054
RENAULT	157103	433816-00-1	1015 ,1017 ,1050 ,1052
RENAULT	157104	433816-00-1	1015 ,1017 ,1050 ,1052
RENAULT	30442	433806-00-4	23 ,239 ,240 ,241 ,242 ,261 ,491 ,618 ,622 ,814 ,815 ,996 ,997 ,998 ,999 ,1000 ,1001 ,1002 ,1003 ,1004 ,1403 ,1404
RENAULT	30442-025	433806-25-4	23 ,239 ,240 ,241 ,242 ,261 ,491 ,618 ,622 ,814 ,815 ,996 ,997 ,998 ,999 ,1000 ,1001 ,1002 ,1003 ,1004 ,1403 ,1404
RENAULT	30442-050	433806-50-4	23 ,239 ,240 ,241 ,242 ,261 ,491 ,618 ,622 ,814 ,815 ,996 ,997 ,998 ,999 ,1000 ,1001 ,1002 ,1003 ,1004 ,1403 ,1404
RENAULT	30442-3025	433806-25-4	23 ,239 ,240 ,241 ,242 ,261 ,491 ,618 ,622 ,814 ,815 ,996 ,997 ,998 ,999 ,1000 ,1001 ,1002 ,1003 ,1004 ,1403 ,1404
RENAULT	30442-3050	433806-50-4	23 ,239 ,240 ,241 ,242 ,261 ,491 ,618 ,622 ,814 ,815 ,996 ,997 ,998 ,999 ,1000 ,1001 ,1002 ,1003 ,1004 ,1403 ,1404
RENAULT	30442-3075	433806-75-4	23 ,239 ,240 ,241 ,242 ,261 ,491 ,618 ,622 ,814 ,815 ,996 ,997 ,998 ,999 ,1000 ,1001 ,1002 ,1003 ,1004 ,1403 ,1404
RENAULT	304421	433806-00-4	23 ,239 ,240 ,241 ,242 ,261 ,491 ,618 ,622 ,814 ,815 ,996 ,997 ,998 ,999 ,1000 ,1001 ,1002 ,1003 ,1004 ,1403 ,1404
RENAULT	304423	433806-00-4	23 ,239 ,240 ,241 ,242 ,261 ,491 ,618 ,622 ,814 ,815 ,996 ,997 ,998 ,999 ,1000 ,1001 ,1002 ,1003 ,1004 ,1403 ,1404

OE- Reference



OE- Manu.	Reference-No.	SM-No.	On Page
RENAULT	304423	433806-00-4	23 ,239 ,240 ,241 ,242 ,261 ,491 ,618 ,622 ,814 ,815 ,996 ,997 ,998 ,999 ,1000 ,1001 ,1002 ,1003 ,1004 ,1403 ,1404
RENAULT	30443	401301-00-4	23 ,239 ,240 ,261 ,994 ,995 ,996 ,997 ,998 ,999 ,1000 ,1001 ,1403 ,1404
RENAULT	30443025	401301-25-4	23 ,239 ,240 ,261 ,994 ,995 ,996 ,997 ,998 ,999 ,1000 ,1001 ,1403 ,1404
RENAULT	304431B	401301-00-4	23 ,239 ,240 ,261 ,994 ,995 ,996 ,997 ,998 ,999 ,1000 ,1001 ,1403 ,1404
RENAULT	304433	401301-00-4	23 ,239 ,240 ,261 ,994 ,995 ,996 ,997 ,998 ,999 ,1000 ,1001 ,1403 ,1404
RENAULT	304433025	401301-25-4	23 ,239 ,240 ,261 ,994 ,995 ,996 ,997 ,998 ,999 ,1000 ,1001 ,1403 ,1404
RENAULT	304433050	401301-50-4	23 ,239 ,240 ,261 ,994 ,995 ,996 ,997 ,998 ,999 ,1000 ,1001 ,1403 ,1404
RENAULT	304433075	401301-75-4	23 ,239 ,240 ,261 ,994 ,995 ,996 ,997 ,998 ,999 ,1000 ,1001 ,1403 ,1404
RENAULT	30443B	401301-00-4	23 ,239 ,240 ,261 ,994 ,995 ,996 ,997 ,998 ,999 ,1000 ,1001 ,1403 ,1404
RENAULT	3100385	431301-00-4	23 ,261 ,994 ,995 ,996 ,998 ,1403
RENAULT	3103778	431301-25-4	23 ,261 ,994 ,995 ,996 ,998 ,1403
RENAULT	31045784	433806-00-4	23 ,239 ,240 ,241 ,242 ,261 ,491 ,618 ,622 ,814 ,815 ,996 ,997 ,998 ,999 ,1000 ,1001 ,1002 ,1003 ,1004 ,1403 ,1404
RENAULT	31045792	433806-25-4	23 ,239 ,240 ,241 ,242 ,261 ,491 ,618 ,622 ,814 ,815 ,996 ,997 ,998 ,999 ,1000 ,1001 ,1002 ,1003 ,1004 ,1403 ,1404
RENAULT	31080	433816-00-1	1015 ,1017 ,1050 ,1052
RENAULT	31100	401301-00-4	23 ,239 ,240 ,261 ,994 ,995 ,996 ,997 ,998 ,999 ,1000 ,1001 ,1403 ,1404
RENAULT	31100025	401301-25-4	23 ,239 ,240 ,261 ,994 ,995 ,996 ,997 ,998 ,999 ,1000 ,1001 ,1403 ,1404
RENAULT	311001B	401301-00-4	23 ,239 ,240 ,261 ,994 ,995 ,996 ,997 ,998 ,999 ,1000 ,1001 ,1403 ,1404
RENAULT	311003	401301-00-4	23 ,239 ,240 ,261 ,994 ,995 ,996 ,997 ,998 ,999 ,1000 ,1001 ,1403 ,1404
RENAULT	311003025	401301-25-4	23 ,239 ,240 ,261 ,994 ,995 ,996 ,997 ,998 ,999 ,1000 ,1001 ,1403 ,1404
RENAULT	311003050	401301-50-4	23 ,239 ,240 ,261 ,994 ,995 ,996 ,997 ,998 ,999 ,1000 ,1001 ,1403 ,1404
RENAULT	311003075	401301-75-4	23 ,239 ,240 ,261 ,994 ,995 ,996 ,997 ,998 ,999 ,1000 ,1001 ,1403 ,1404
RENAULT	31100B	401301-00-4	23 ,239 ,240 ,261 ,994 ,995 ,996 ,997 ,998 ,999 ,1000 ,1001 ,1403 ,1404
RENAULT	31121	431301-00-4	23 ,261 ,994 ,995 ,996 ,998 ,1403
RENAULT	31121-025	431301-25-4	23 ,261 ,994 ,995 ,996 ,998 ,1403
RENAULT	31264	401101-00-4	178 ,223 ,557 ,923 ,1011 ,1012
RENAULT	31264-025	401101-25-4	178 ,223 ,557 ,923 ,1011 ,1012
RENAULT	31264-3025	401101-25-4	178 ,223 ,557 ,923 ,1011 ,1012
RENAULT	312643	401101-00-4	178 ,223 ,557 ,923 ,1011 ,1012
RENAULT	31264B	401101-00-4	178 ,223 ,557 ,923 ,1011 ,1012
RENAULT	32075	431101-00-4	178 ,223 ,557 ,923 ,1011 ,1012
RENAULT	32075-025	431101-25-4	178 ,223 ,557 ,923 ,1011 ,1012
RENAULT	32483	431101-00-4	178 ,223 ,557 ,923 ,1011 ,1012
RENAULT	32483-025	431101-25-4	178 ,223 ,557 ,923 ,1011 ,1012
RENAULT	32674335	401301-25-4	23 ,239 ,240 ,261 ,994 ,995 ,996 ,997 ,998 ,999 ,1000 ,1001 ,1403 ,1404
RENAULT	32828-025	433803-25-4	23 ,24 ,241 ,780 ,781 ,930 ,1001 ,1005 ,1006 ,1007 ,1008 ,1404 ,1405 ,1406
RENAULT	32828-3	433803-00-4	23 ,24 ,241 ,780 ,781 ,930 ,1001 ,1005 ,1006 ,1007 ,1008 ,1404 ,1405 ,1406
RENAULT	32828-3025	433803-25-4	23 ,24 ,241 ,780 ,781 ,930 ,1001 ,1005 ,1006 ,1007 ,1008 ,1404 ,1405 ,1406
RENAULT	32828-3050	433803-50-4	23 ,24 ,241 ,780 ,781 ,930 ,1001 ,1005 ,1006 ,1007 ,1008 ,1404 ,1405 ,1406
RENAULT	32844	433810-00-1	1016 ,1017 ,1051
RENAULT	32844-050	433810-50-1	1016 ,1017 ,1051
RENAULT	33179	433806-00-4	23 ,239 ,240 ,241 ,242 ,261 ,491 ,618 ,622 ,814 ,815 ,996 ,997 ,998 ,999 ,1000 ,1001 ,1002 ,1003 ,1004 ,1403 ,1404
RENAULT	33181196	403813-00-6	1014 ,1048 ,1049 ,1067
RENAULT	33181202	403827-00-4	1013 ,1014 ,1048 ,1067
RENAULT	33185889	403813-00-6	1014 ,1048 ,1049 ,1067
RENAULT	33185894	403827-00-4	1013 ,1014 ,1048 ,1067
RENAULT	33193202	433804-00-4	1404 to 1406
RENAULT	33303	411110-00-1	205 ,206 ,207 ,208 ,210 ,211 ,212 ,213 ,214 ,215 ,228 ,229 ,343 ,633 ,906 ,907 ,908 ,910 ,911 ,912 ,913 ,914 ,916 ,929 ,998 ,1057 ,1212 ,1213 ,1214 ,1540
RENAULT	33422	413805-00-1	23 ,239 ,240 ,261 ,814 ,995 ,996 ,997 ,998 ,999 ,1000 ,1001 ,1403 ,1404
RENAULT	34008	403811-00-6	608 ,1015 ,1016 ,1017 ,1051 ,1052 ,1053
RENAULT	34009	403811-00-6	608 ,1015 ,1016 ,1017 ,1051 ,1052 ,1053
RENAULT	34323	403809-00-6	1015 ,1018 ,1019 ,1020 ,1051 ,1054
RENAULT	34323-050	403809-50-6	1015 ,1018 ,1019 ,1020 ,1051 ,1054
RENAULT	34323-100	403809-100-6	1015 ,1018 ,1019 ,1020 ,1051 ,1054
RENAULT	34567	413808-00-2	1015 ,1016 ,1017 ,1018 ,1050 ,1051 ,1052 ,1053
RENAULT	34568	413808-00-2	1015 ,1016 ,1017 ,1018 ,1050 ,1051 ,1052 ,1053



OE- Reference

OE- Manu.	Reference-No.	SM-No.	On Page
RENAULT	34568	413808-00-2	1015 ,1016 ,1017 ,1018 ,1050 ,1051 ,1052 ,1053
RENAULT	35218	403809-00-6	1015 ,1018 ,1019 ,1020 ,1051 ,1054
RENAULT	35218-050	403809-50-6	1015 ,1018 ,1019 ,1020 ,1051 ,1054
RENAULT	35218-100	403809-100-6	1015 ,1018 ,1019 ,1020 ,1051 ,1054
RENAULT	35337-3025	403807-25-6	608 ,1014 ,1015 ,1049
RENAULT	353373	403807-00-6	608 ,1014 ,1015 ,1049
RENAULT	35338-3025	403807-25-6	608 ,1014 ,1015 ,1049
RENAULT	353383	403807-00-6	608 ,1014 ,1015 ,1049
RENAULT	35339	433814-00-6	1014 ,1015 ,1049
RENAULT	35369	443806-00-6	1018 ,1019 ,1054
RENAULT	35501	403809-00-6	1015 ,1018 ,1019 ,1020 ,1051 ,1054
RENAULT	35501-050	403809-50-6	1015 ,1018 ,1019 ,1020 ,1051 ,1054
RENAULT	35501-100	403809-100-6	1015 ,1018 ,1019 ,1020 ,1051 ,1054
RENAULT	35502	403809-00-6	1015 ,1018 ,1019 ,1020 ,1051 ,1054
RENAULT	35502-050	403809-50-6	1015 ,1018 ,1019 ,1020 ,1051 ,1054
RENAULT	35654	413802-00-1	240 ,241 ,242 ,491 ,618 ,622 ,740 ,814 ,815 ,999 ,1000 ,1001 ,1002 ,1003 ,1004 ,1206
RENAULT	35845B	433803-00-4	23 ,24 ,241 ,780 ,781 ,930 ,1001 ,1005 ,1006 ,1007 ,1008 ,1404 ,1405 ,1406
RENAULT	35925	403802-00-4	23 ,24 ,781 ,1001 ,1005 ,1006 ,1007 ,1008 ,1404 ,1405 ,1406
RENAULT	35925-3025	403802-25-4	23 ,24 ,781 ,1001 ,1005 ,1006 ,1007 ,1008 ,1404 ,1405 ,1406
RENAULT	35925-3050	403802-50-4	23 ,24 ,781 ,1001 ,1005 ,1006 ,1007 ,1008 ,1404 ,1405 ,1406
RENAULT	35925-3075	403802-75-4	23 ,24 ,781 ,1001 ,1005 ,1006 ,1007 ,1008 ,1404 ,1405 ,1406
RENAULT	35925J	403802-00-4	23 ,24 ,781 ,1001 ,1005 ,1006 ,1007 ,1008 ,1404 ,1405 ,1406
RENAULT	35926	403802-00-4	23 ,24 ,781 ,1001 ,1005 ,1006 ,1007 ,1008 ,1404 ,1405 ,1406
RENAULT	35926-3025	403802-25-4	23 ,24 ,781 ,1001 ,1005 ,1006 ,1007 ,1008 ,1404 ,1405 ,1406
RENAULT	35926-3050	403802-50-4	23 ,24 ,781 ,1001 ,1005 ,1006 ,1007 ,1008 ,1404 ,1405 ,1406
RENAULT	35926-3075	403802-75-4	23 ,24 ,781 ,1001 ,1005 ,1006 ,1007 ,1008 ,1404 ,1405 ,1406
RENAULT	35926J	403802-00-4	23 ,24 ,781 ,1001 ,1005 ,1006 ,1007 ,1008 ,1404 ,1405 ,1406
RENAULT	36121	433802-00-4	813 ,995
RENAULT	362271	411112-00-1	239 ,240 ,261 ,411 ,412 ,439 ,994 ,996 ,997 ,1403
RENAULT	36364	433811-00-1	494 ,608 ,1016 ,1017 ,1018 ,1051 ,1052 ,1053
RENAULT	36655B	403814-00-4	813 ,995
RENAULT	36656B	403814-00-4	813 ,995
RENAULT	37346	413803-00-1	23 ,24 ,243 ,618 ,780 ,781 ,816 ,857 ,858 ,860 ,1001 ,1005 ,1006 ,1007 ,1008 ,1009 ,1011 ,1207 ,1283 ,1284 ,1286 ,1404 ,1405 ,1406
RENAULT	4906203517	433806-00-4	23 ,239 ,240 ,241 ,242 ,261 ,491 ,618 ,622 ,814 ,815 ,996 ,997 ,998 ,999 ,1000 ,1001 ,1002 ,1003 ,1004 ,1403 ,1404
RENAULT	5000040379	403813-25-6	1014 ,1048 ,1049 ,1067
RENAULT	5000040383	403813-25-6	1014 ,1048 ,1049 ,1067
RENAULT	5000040419	403827-50-4	1013 ,1014 ,1048 ,1067
RENAULT	5000040420	403827-50-4	1013 ,1014 ,1048 ,1067
RENAULT	5000041319	403827-00-4	1013 ,1014 ,1048 ,1067
RENAULT	5000041320	403827-00-4	1013 ,1014 ,1048 ,1067
RENAULT	5000041361	403827-50-4	1013 ,1014 ,1048 ,1067
RENAULT	5000041362	403827-50-4	1013 ,1014 ,1048 ,1067
RENAULT	5000246225	403813-00-6	1014 ,1048 ,1049 ,1067
RENAULT	5000246358	403813-25-6	1014 ,1048 ,1049 ,1067
RENAULT	5000246366	403813-25-6	1014 ,1048 ,1049 ,1067
RENAULT	5000246380	403813-00-6	1014 ,1048 ,1049 ,1067
RENAULT	5000246443	403827-00-4	1013 ,1014 ,1048 ,1067
RENAULT	5000246445	403827-50-4	1013 ,1014 ,1048 ,1067
RENAULT	5000247507	403827-00-4	1013 ,1014 ,1048 ,1067
RENAULT	5000247508	403827-00-4	1013 ,1014 ,1048 ,1067
RENAULT	5000247509	403827-50-4	1013 ,1014 ,1048 ,1067
RENAULT	5000247510	403827-50-4	1013 ,1014 ,1048 ,1067
RENAULT	5000296793	403809-00-6	1015 ,1018 ,1019 ,1020 ,1051 ,1054
RENAULT	5000670854	403810-00-6	1015 ,1016 ,1017 ,1050 ,1051 ,1052 ,1053
RENAULT	5000678562	443806-00-6	1018 ,1019 ,1054
RENAULT	5000694861	403811-00-6	608 ,1015 ,1016 ,1017 ,1051 ,1052 ,1053

OE- Reference



OE- Manu.	Reference-No.	SM-No.	On Page
RENAULT	5000694861	403811-00-6	608 ,1015 ,1016 ,1017 ,1051 ,1052 ,1053
RENAULT	5000694862	403811-00-6	608 ,1015 ,1016 ,1017 ,1051 ,1052 ,1053
RENAULT	5000793586	433817-00-1	1018 ,1019 ,1054
RENAULT	5000793891	413808-00-2	1015 ,1016 ,1017 ,1018 ,1050 ,1051 ,1052 ,1053
RENAULT	5000794260	403807-50-6	608 ,1014 ,1015 ,1049
RENAULT	5001821306	403811-25-6	608 ,1015 ,1016 ,1017 ,1051 ,1052 ,1053
RENAULT	5001821308	403809-75-6	1015 ,1018 ,1019 ,1020 ,1051 ,1054
RENAULT	5001821309	403809-100-6	1015 ,1018 ,1019 ,1020 ,1051 ,1054
RENAULT	5001821310	403811-25-6	608 ,1015 ,1016 ,1017 ,1051 ,1052 ,1053
RENAULT	5001824419	403810-00-6	1015 ,1016 ,1017 ,1050 ,1051 ,1052 ,1053
RENAULT	5001833074	433811-25-1	494 ,608 ,1016 ,1017 ,1018 ,1051 ,1052 ,1053
RENAULT	5001834855	433829-00-6	1018 ,1053
RENAULT	5001844021	403811-00-6	608 ,1015 ,1016 ,1017 ,1051 ,1052 ,1053
RENAULT	5001845347	403811-00-6 413808-00-2	608 ,1015 ,1016 ,1017 ,1051 ,1052 ,1053
RENAULT	5001847440	433809-00-1 433809-00-6 433817-00-1	1015 ,1018 ,1019 ,1054
RENAULT	5001847442	403809-00-6	1015 ,1018 ,1019 ,1020 ,1051 ,1054
RENAULT	5001847444	433809-50-1 433809-50-6	1015 ,1018 ,1019 ,1054
RENAULT	5001847460	403809-25-6 403811-25-6	1015 ,1018 ,1019 ,1020 ,1051 ,1054
RENAULT	5001847461	403809-50-6	1015 ,1018 ,1019 ,1020 ,1051 ,1054
RENAULT	5001847462	403809-25-6 403811-25-6	1015 ,1018 ,1019 ,1020 ,1051 ,1054
RENAULT	5001847463	403809-50-6	1015 ,1018 ,1019 ,1020 ,1051 ,1054
RENAULT	5001847466	433816-00-1	1015 ,1017 ,1050 ,1052
RENAULT	5001847468	433810-00-1	1016 ,1017 ,1051
RENAULT	5001847472	433810-25-1	1016 ,1017 ,1051
RENAULT	5001847474	433810-50-1	1016 ,1017 ,1051
RENAULT	5001847480	433811-00-1 433811-00-6	494 ,608 ,1016 ,1017 ,1018 ,1051 ,1052 ,1053
RENAULT	5001847482	433811-25-1	494 ,608 ,1016 ,1017 ,1018 ,1051 ,1052 ,1053
RENAULT	5001847486	403810-00-6	1015 ,1016 ,1017 ,1050 ,1051 ,1052 ,1053
RENAULT	5001847498	403807-00-6	608 ,1014 ,1015 ,1049
RENAULT	5001847504	403807-25-6	608 ,1014 ,1015 ,1049
RENAULT	5001847505	403807-50-6	608 ,1014 ,1015 ,1049
RENAULT	5001848927	403809-75-6	1015 ,1018 ,1019 ,1020 ,1051 ,1054
RENAULT	5001850491	403809-75-6	1015 ,1018 ,1019 ,1020 ,1051 ,1054
RENAULT	5001851507	403809-100-6	1015 ,1018 ,1019 ,1020 ,1051 ,1054
RENAULT	5001855383	433811-00-1	494 ,608 ,1016 ,1017 ,1018 ,1051 ,1052 ,1053
RENAULT	5001858949	433811-25-1 433812-25-1	494 ,608 ,1016 ,1017 ,1018 ,1051 ,1052 ,1053
RENAULT	5010450134	403807-00-6	608 ,1014 ,1015 ,1049
RENAULT	5010450135	403807-00-6	608 ,1014 ,1015 ,1049
RENAULT	6000046256	433806-00-4	23 ,239 ,240 ,241 ,242 ,261 ,491 ,618 ,622 ,814 ,815 ,996 ,997 ,998 ,999 ,1000 ,1001 ,1002 ,1003 ,1004 ,1403 ,1404
RENAULT	6000046544	401301-00-4	23 ,239 ,240 ,261 ,994 ,995 ,996 ,997 ,998 ,999 ,1000 ,1001 ,1403 ,1404
RENAULT	6000046545	401301-00-4	23 ,239 ,240 ,261 ,994 ,995 ,996 ,997 ,998 ,999 ,1000 ,1001 ,1403 ,1404
RENAULT	6000046807	401301-00-4	23 ,239 ,240 ,261 ,994 ,995 ,996 ,997 ,998 ,999 ,1000 ,1001 ,1403 ,1404
RENAULT	60003R	403803-00-4	243 ,618 ,780 ,781 ,816 ,857 ,858 ,860 ,1005 ,1006 ,1007 ,1008 ,1009 ,1207 ,1283 ,1284 ,1286
RENAULT	60004R	403803-00-4	243 ,618 ,780 ,781 ,816 ,857 ,858 ,860 ,1005 ,1006 ,1007 ,1008 ,1009 ,1207 ,1283 ,1284 ,1286
RENAULT	6000579715	413805-00-1	23 ,239 ,240 ,261 ,814 ,995 ,996 ,997 ,998 ,999 ,1000 ,1001 ,1403 ,1404
RENAULT	6001543833	433806-00-4	23 ,239 ,240 ,241 ,242 ,261 ,491 ,618 ,622 ,814 ,815 ,996 ,997 ,998 ,999 ,1000 ,1001 ,1002 ,1003 ,1004 ,1403 ,1404
RENAULT	60167	433804-00-4	1404 to 1406
RENAULT	601671	433804-00-4	1404 to 1406
RENAULT	70982-100	433809-100-6	1019 ,1020 ,1054
RENAULT	71716	403813-00-6	1014 ,1048 ,1049 ,1067



OE- Reference

OE- Manu.	Reference-No.	SM-No.	On Page
RENAULT	71716	403813-00-6	1014 ,1048 ,1049 ,1067
RENAULT	71716-025	403813-25-6	1014 ,1048 ,1049 ,1067
RENAULT	71718	403813-00-6	1014 ,1048 ,1049 ,1067
RENAULT	71718-025	403813-25-6	1014 ,1048 ,1049 ,1067
RENAULT	72033	433827-00-4	1013 ,1014 ,1048 ,1067
RENAULT	72033-025	433827-25-4	1013 ,1014 ,1048 ,1067
RENAULT	72033-050	433827-50-4	1013 ,1014 ,1048 ,1067
RENAULT	72505	403827-00-4	1013 ,1014 ,1048 ,1067
RENAULT	72505-025	403827-25-4	1013 ,1014 ,1048 ,1067
RENAULT	72505-050	403827-50-4	1013 ,1014 ,1048 ,1067
RENAULT	72505-075	403827-75-4	1013 ,1014 ,1048 ,1067
RENAULT	72506	403827-00-4	1013 ,1014 ,1048 ,1067
RENAULT	72506-025	403827-25-4	1013 ,1014 ,1048 ,1067
RENAULT	72506-050	403827-50-4	1013 ,1014 ,1048 ,1067
RENAULT	72506-075	403827-75-4	1013 ,1014 ,1048 ,1067
RENAULT	73245	403827-00-4	1013 ,1014 ,1048 ,1067
RENAULT	73245-025	403827-25-4	1013 ,1014 ,1048 ,1067
RENAULT	73245-050	403827-50-4	1013 ,1014 ,1048 ,1067
RENAULT	73245-075	403827-75-4	1013 ,1014 ,1048 ,1067
RENAULT	73246	403827-00-4	1013 ,1014 ,1048 ,1067
RENAULT	73246-025	403827-25-4	1013 ,1014 ,1048 ,1067
RENAULT	73246-050	403827-50-4	1013 ,1014 ,1048 ,1067
RENAULT	73246-075	403827-75-4	1013 ,1014 ,1048 ,1067
RENAULT	73528	433817-00-1	1018 ,1019 ,1054
RENAULT	7420867178	405105-00-6	1017 ,1052 ,1411 ,1412 ,1419 ,1420
RENAULT	7700108709	403803-00-4	243 ,618 ,780 ,781 ,816 ,857 ,858 ,860 ,1005 ,1006 ,1007 ,1008 ,1009 ,1207 ,1283 ,1284 ,1286
RENAULT	7700108715	403803-00-4	243 ,618 ,780 ,781 ,816 ,857 ,858 ,860 ,1005 ,1006 ,1007 ,1008 ,1009 ,1207 ,1283 ,1284 ,1286
RENAULT	7700112207	433804-00-4	1404 to 1406
RENAULT	7700501171	433806-00-4	23 ,239 ,240 ,241 ,242 ,261 ,491 ,618 ,622 ,814 ,815 ,996 ,997 ,998 ,999 ,1000 ,1001 ,1002 ,1003 ,1004 ,1403 ,1404
RENAULT	7700510834	433806-00-4	23 ,239 ,240 ,241 ,242 ,261 ,491 ,618 ,622 ,814 ,815 ,996 ,997 ,998 ,999 ,1000 ,1001 ,1002 ,1003 ,1004 ,1403 ,1404
RENAULT	7700516276	433806-25-4	23 ,239 ,240 ,241 ,242 ,261 ,491 ,618 ,622 ,814 ,815 ,996 ,997 ,998 ,999 ,1000 ,1001 ,1002 ,1003 ,1004 ,1403 ,1404
RENAULT	7700536050	431301-25-4	23 ,261 ,994 ,995 ,996 ,998 ,1403
RENAULT	7700566063	401301-00-4	23 ,239 ,240 ,261 ,994 ,995 ,996 ,997 ,998 ,999 ,1000 ,1001 ,1403 ,1404
RENAULT	7700566063/4	401301-00-4	23 ,239 ,240 ,261 ,994 ,995 ,996 ,997 ,998 ,999 ,1000 ,1001 ,1403 ,1404
RENAULT	7700566064	401301-00-4	23 ,239 ,240 ,261 ,994 ,995 ,996 ,997 ,998 ,999 ,1000 ,1001 ,1403 ,1404
RENAULT	7700566065/6	401301-00-4	23 ,239 ,240 ,261 ,994 ,995 ,996 ,997 ,998 ,999 ,1000 ,1001 ,1403 ,1404
RENAULT	7700578043	401301-00-4	23 ,239 ,240 ,261 ,994 ,995 ,996 ,997 ,998 ,999 ,1000 ,1001 ,1403 ,1404
RENAULT	7700578049	401301-00-4	23 ,239 ,240 ,261 ,994 ,995 ,996 ,997 ,998 ,999 ,1000 ,1001 ,1403 ,1404
RENAULT	7700610233	433806-50-4	23 ,239 ,240 ,241 ,242 ,261 ,491 ,618 ,622 ,814 ,815 ,996 ,997 ,998 ,999 ,1000 ,1001 ,1002 ,1003 ,1004 ,1403 ,1404
RENAULT	7700622281	401101-00-4	178 ,223 ,557 ,923 ,1011 ,1012
RENAULT	7700627815/6	401301-00-4	23 ,239 ,240 ,261 ,994 ,995 ,996 ,997 ,998 ,999 ,1000 ,1001 ,1403 ,1404
RENAULT	77006278156	401301-25-4	23 ,239 ,240 ,261 ,994 ,995 ,996 ,997 ,998 ,999 ,1000 ,1001 ,1403 ,1404
RENAULT	7700627817/8	401301-00-4	23 ,239 ,240 ,261 ,994 ,995 ,996 ,997 ,998 ,999 ,1000 ,1001 ,1403 ,1404
RENAULT	77006279178	401301-50-4	23 ,239 ,240 ,261 ,994 ,995 ,996 ,997 ,998 ,999 ,1000 ,1001 ,1403 ,1404
RENAULT	7700655782	401101-25-4	178 ,223 ,557 ,923 ,1011 ,1012
RENAULT	7700712363	413805-00-1	23 ,239 ,240 ,261 ,814 ,995 ,996 ,997 ,998 ,999 ,1000 ,1001 ,1403 ,1404
RENAULT	7700740980	403802-00-4	23 ,24 ,781 ,1001 ,1005 ,1006 ,1007 ,1008 ,1404 ,1405 ,1406
RENAULT	7700740984	403802-00-4	23 ,24 ,781 ,1001 ,1005 ,1006 ,1007 ,1008 ,1404 ,1405 ,1406
RENAULT	7700747666	433803-00-4	23 ,24 ,241 ,780 ,781 ,930 ,1001 ,1005 ,1006 ,1007 ,1008 ,1404 ,1405 ,1406
RENAULT	7700749268	433803-00-4	23 ,24 ,241 ,780 ,781 ,930 ,1001 ,1005 ,1006 ,1007 ,1008 ,1404 ,1405 ,1406
RENAULT	7700749274	433803-00-4	23 ,24 ,241 ,780 ,781 ,930 ,1001 ,1005 ,1006 ,1007 ,1008 ,1404 ,1405 ,1406
RENAULT	7700855868	433803-00-4	23 ,24 ,241 ,780 ,781 ,930 ,1001 ,1005 ,1006 ,1007 ,1008 ,1404 ,1405 ,1406
RENAULT	7700856068	433803-00-4	23 ,24 ,241 ,780 ,781 ,930 ,1001 ,1005 ,1006 ,1007 ,1008 ,1404 ,1405 ,1406
RENAULT	7700856301	433803-00-4	23 ,24 ,241 ,780 ,781 ,930 ,1001 ,1005 ,1006 ,1007 ,1008 ,1404 ,1405 ,1406

OE- Reference



OE- Manu.	Reference-No.	SM-No.	On Page
RENAULT	7700856301	433803-00-4	23 ,24 ,241 ,780 ,781 ,930 ,1001 ,1005 ,1006 ,1007 ,1008 ,1404 ,1405 ,1406
RENAULT	7700863014	433802-00-4	813 ,995
RENAULT	7700874344	403814-00-4	813 ,995
RENAULT	7700874348	403814-00-4	813 ,995
RENAULT	7700874350	403801-00-4	239 ,813 ,906 ,995
RENAULT	7701200367	401301-00-4	23 ,239 ,240 ,261 ,994 ,995 ,996 ,997 ,998 ,999 ,1000 ,1001 ,1403 ,1404
RENAULT	7701348409	431301-00-4 431301-25-4	23 ,261 ,994 ,995 ,996 ,998 ,1403
RENAULT	7701348415	433806-00-4	23 ,239 ,240 ,241 ,242 ,261 ,491 ,618 ,622 ,814 ,815 ,996 ,997 ,998 ,999 ,1000 ,1001 ,1002 ,1003 ,1004 ,1403 ,1404
RENAULT	7701348416	433806-25-4	23 ,239 ,240 ,241 ,242 ,261 ,491 ,618 ,622 ,814 ,815 ,996 ,997 ,998 ,999 ,1000 ,1001 ,1002 ,1003 ,1004 ,1403 ,1404
RENAULT	7701348419	401301-00-4	23 ,239 ,240 ,261 ,994 ,995 ,996 ,997 ,998 ,999 ,1000 ,1001 ,1403 ,1404
RENAULT	7701348420	401301-00-4	23 ,239 ,240 ,261 ,994 ,995 ,996 ,997 ,998 ,999 ,1000 ,1001 ,1403 ,1404
RENAULT	7701348423	431104-00-4	205 ,206 ,207 ,208 ,210 ,211 ,212 ,214 ,215 ,906 ,907 ,908 ,911 ,912 ,913 ,915 ,916 ,929 ,998 ,1212 ,1213 ,1214
RENAULT	7701348542	401101-00-4	178 ,223 ,557 ,923 ,1011 ,1012
RENAULT	7701348543	401101-00-4 401101-25-4	178 ,223 ,557 ,923 ,1011 ,1012
RENAULT	7701349322	411110-00-1	205 ,206 ,207 ,208 ,210 ,211 ,212 ,213 ,214 ,215 ,228 ,229 ,343 ,633 ,906 ,907 ,908 ,910 ,911 ,912 ,913 ,914 ,916 ,929 ,998 ,1057 ,1212 ,1213 ,1214 ,1540
RENAULT	7701349569	433803-00-4	23 ,24 ,241 ,780 ,781 ,930 ,1001 ,1005 ,1006 ,1007 ,1008 ,1404 ,1405 ,1406
RENAULT	7701349570	403802-00-4	23 ,24 ,781 ,1001 ,1005 ,1006 ,1007 ,1008 ,1404 ,1405 ,1406
RENAULT	7701450877	433827-00-4	1013 ,1014 ,1048 ,1067
RENAULT	7701450878	433827-25-4	1013 ,1014 ,1048 ,1067
RENAULT	7701450879	433827-50-4	1013 ,1014 ,1048 ,1067
RENAULT	7701451097	411112-00-1	239 ,240 ,261 ,411 ,412 ,439 ,994 ,996 ,997 ,1403
RENAULT	7701451397	411112-00-1	239 ,240 ,261 ,411 ,412 ,439 ,994 ,996 ,997 ,1403
RENAULT	7701451797	433806-00-4	23 ,239 ,240 ,241 ,242 ,261 ,491 ,618 ,622 ,814 ,815 ,996 ,997 ,998 ,999 ,1000 ,1001 ,1002 ,1003 ,1004 ,1403 ,1404
RENAULT	7701454038	413805-00-1	23 ,239 ,240 ,261 ,814 ,995 ,996 ,997 ,998 ,999 ,1000 ,1001 ,1403 ,1404
RENAULT	7701459292	433806-00-4	23 ,239 ,240 ,241 ,242 ,261 ,491 ,618 ,622 ,814 ,815 ,996 ,997 ,998 ,999 ,1000 ,1001 ,1002 ,1003 ,1004 ,1403 ,1404
RENAULT	7701459377	401301-00-4	23 ,239 ,240 ,261 ,994 ,995 ,996 ,997 ,998 ,999 ,1000 ,1001 ,1403 ,1404
RENAULT	7701459810	411103-00-1	205 ,206 ,208 ,211 ,212 ,633 ,906 ,907 ,908 ,911 ,912 ,913 ,998 ,1212 ,1213 ,1214
RENAULT	7701459816	431104-00-4	205 ,206 ,207 ,208 ,210 ,211 ,212 ,214 ,215 ,906 ,907 ,908 ,911 ,912 ,913 ,915 ,916 ,929 ,998 ,1212 ,1213 ,1214
RENAULT	7701459886	433806-50-4	23 ,239 ,240 ,241 ,242 ,261 ,491 ,618 ,622 ,814 ,815 ,996 ,997 ,998 ,999 ,1000 ,1001 ,1002 ,1003 ,1004 ,1403 ,1404
RENAULT	7701460135	401101-00-4	178 ,223 ,557 ,923 ,1011 ,1012
RENAULT	7701461981	433806-00-4	23 ,239 ,240 ,241 ,242 ,261 ,491 ,618 ,622 ,814 ,815 ,996 ,997 ,998 ,999 ,1000 ,1001 ,1002 ,1003 ,1004 ,1403 ,1404
RENAULT	7701462824	413803-00-1	23 ,24 ,243 ,618 ,780 ,781 ,816 ,857 ,858 ,860 ,1001 ,1005 ,1006 ,1007 ,1008 ,1009 ,1011 ,1207 ,1283 ,1284 ,1286 ,1404 ,1405 ,1406
RENAULT	7701462878	431101-00-4	178 ,223 ,557 ,923 ,1011 ,1012
RENAULT	7701462879	431101-00-4	178 ,223 ,557 ,923 ,1011 ,1012
RENAULT	7701467621	403818-00-4	819 ,863 ,1011 ,1012 ,1290
RENAULT	7701469329	433802-00-4	813 ,995
RENAULT	7701469674	403818-00-4	819 ,863 ,1011 ,1012 ,1290
RENAULT	7701471262	433804-00-4	1404 to 1406
RENAULT	7701471264	433806-00-4	23 ,239 ,240 ,241 ,242 ,261 ,491 ,618 ,622 ,814 ,815 ,996 ,997 ,998 ,999 ,1000 ,1001 ,1002 ,1003 ,1004 ,1403 ,1404
RENAULT	7701472121	403804-00-4 403805-00-4	208 ,240 ,241 ,491 ,618 ,622 ,740 ,814 ,815 ,998 ,999 ,1000 ,1001 ,1002 ,1003 ,1004 ,1206
RENAULT	7701472809	403818-00-4	819 ,863 ,1011 ,1012 ,1290
RENAULT	7701473149	413802-00-1	240 ,241 ,242 ,491 ,618 ,622 ,740 ,814 ,815 ,999 ,1000 ,1001 ,1002 ,1003 ,1004 ,1206
RENAULT	7701473556	403803-00-4	243 ,618 ,780 ,781 ,816 ,857 ,858 ,860 ,1005 ,1006 ,1007 ,1008 ,1009 ,1207 ,1283 ,1284 ,1286
RENAULT	7701474892	433806-00-4 433813-00-4	23 ,239 ,240 ,241 ,242 ,261 ,491 ,618 ,622 ,814 ,815 ,996 ,997 ,998 ,999 ,1000 ,1001 ,1002 ,1003 ,1004 ,1403 ,1404
RENAULT	7701475110	403804-00-4	208 ,240 ,241 ,491 ,618 ,622 ,740 ,814 ,815 ,998 ,999 ,1000 ,1001 ,1002 ,1003 ,1004 ,1206



OE- Reference

OE- Manu.	Reference-No.	SM-No.	On Page
RENAULT	7701475110	403804-00-4	208 ,240 ,241 ,491 ,618 ,622 ,740 ,814 ,815 ,998 ,999 ,1000 ,1001 ,1002 ,1003 ,1004 ,1206
RENAULT	7701475987	433805-00-4 433826-00-4	240 ,618 ,622 ,740 ,814 ,815 ,999 ,1000 ,1206
RENAULT	7701476739	433821-00-4	817 ,818 ,860 ,861 ,1009 ,1010 ,1287
RENAULT	7701477329	403816-00-4	817 ,818 ,860 ,861 ,1009 ,1010 ,1287
RENAULT	7701477330	403816-00-4	817 ,818 ,860 ,861 ,1009 ,1010 ,1287
RENAULT	7701477331	403816-00-4	817 ,818 ,860 ,861 ,1009 ,1010 ,1287
RENAULT	7701477777	403818-00-4	819 ,863 ,1011 ,1012 ,1290
RENAULT	7701478656	403816-00-4	817 ,818 ,860 ,861 ,1009 ,1010 ,1287
RENAULT	7701478657	403816-00-4	817 ,818 ,860 ,861 ,1009 ,1010 ,1287
RENAULT	7701478658	403816-00-4	817 ,818 ,860 ,861 ,1009 ,1010 ,1287
RENAULT	7701478839	403803-00-4	243 ,618 ,780 ,781 ,816 ,857 ,858 ,860 ,1005 ,1006 ,1007 ,1008 ,1009 ,1207 ,1283 ,1284 ,1286
RENAULT	7702057063	413805-00-1	23 ,239 ,240 ,261 ,814 ,995 ,996 ,997 ,998 ,999 ,1000 ,1001 ,1403 ,1404
RENAULT	7702087062	401301-00-4	23 ,239 ,240 ,261 ,994 ,995 ,996 ,997 ,998 ,999 ,1000 ,1001 ,1403 ,1404
RENAULT	7702087063	401301-00-4	23 ,239 ,240 ,261 ,994 ,995 ,996 ,997 ,998 ,999 ,1000 ,1001 ,1403 ,1404
RENAULT	7702087069	433806-00-4	23 ,239 ,240 ,241 ,242 ,261 ,491 ,618 ,622 ,814 ,815 ,996 ,997 ,998 ,999 ,1000 ,1001 ,1002 ,1003 ,1004 ,1403 ,1404
RENAULT	7702087075	401101-00-4	178 ,223 ,557 ,923 ,1011 ,1012
RENAULT	770578049	401301-00-4	23 ,239 ,240 ,261 ,994 ,995 ,996 ,997 ,998 ,999 ,1000 ,1001 ,1403 ,1404
RENAULT	7711130052	403803-00-4	243 ,618 ,780 ,781 ,816 ,857 ,858 ,860 ,1005 ,1006 ,1007 ,1008 ,1009 ,1207 ,1283 ,1284 ,1286
RENAULT	7711130059	403814-00-4	813 ,995
RENAULT	77790600	403809-00-6	1015 ,1018 ,1019 ,1020 ,1051 ,1054
RENAULT	77936600	433801-00-4	239 ,813 ,995
RENAULT	79326600	413809-00-2	1015 ,1019 ,1020 ,1054
RENAULT	80214	413809-00-2	1015 ,1019 ,1020 ,1054
RENAULT	80215	413809-00-2	1015 ,1019 ,1020 ,1054
RENAULT	8200019804	403805-00-4	242 ,1002 ,1003 ,1004
RENAULT	8200019842	403805-00-4	242 ,1002 ,1003 ,1004
RENAULT	8200019843	403805-00-4	242 ,1002 ,1003 ,1004
RENAULT	8200019844	403805-00-4	242 ,1002 ,1003 ,1004
RENAULT	8200149724	403805-00-4	242 ,1002 ,1003 ,1004
RENAULT	8200164431	403805-00-4	242 ,1002 ,1003 ,1004
RENAULT	8200164432	403805-00-4	242 ,1002 ,1003 ,1004
RENAULT	8200164434	403805-00-4	242 ,1002 ,1003 ,1004
RENAULT	8200177543	403818-00-4	819 ,863 ,1011 ,1012 ,1290
RENAULT	8200223325	413803-00-1	23 ,24 ,243 ,618 ,780 ,781 ,816 ,857 ,858 ,860 ,1001 ,1005 ,1006 ,1007 ,1008 ,1009 ,1011 ,1207 ,1283 ,1284 ,1286 ,1404 ,1405 ,1406
RENAULT	8200306989	433821-00-4	817 ,818 ,860 ,861 ,1009 ,1010 ,1287
RENAULT	8200306993	433821-00-4	817 ,818 ,860 ,861 ,1009 ,1010 ,1287
RENAULT	8200387527	403816-00-4	817 ,818 ,860 ,861 ,1009 ,1010 ,1287
RENAULT	8200387530	413804-00-1	818 ,861 ,1009 ,1287
RENAULT	8200387870	403818-00-4	819 ,863 ,1011 ,1012 ,1290
RENAULT	8200687744	403816-00-4	817 ,818 ,860 ,861 ,1009 ,1010 ,1287
RENAULT	8200687745	403816-00-4	817 ,818 ,860 ,861 ,1009 ,1010 ,1287
RENAULT	8200687746	403816-00-4	817 ,818 ,860 ,861 ,1009 ,1010 ,1287
RENAULT	8200859982	403804-00-4	208 ,240 ,241 ,491 ,618 ,622 ,740 ,814 ,815 ,998 ,999 ,1000 ,1001 ,1002 ,1003 ,1004 ,1206
RENAULT	8200859983	403804-00-4	208 ,240 ,241 ,491 ,618 ,622 ,740 ,814 ,815 ,998 ,999 ,1000 ,1001 ,1002 ,1003 ,1004 ,1206
RENAULT	8200859984	403804-00-4	208 ,240 ,241 ,491 ,618 ,622 ,740 ,814 ,815 ,998 ,999 ,1000 ,1001 ,1002 ,1003 ,1004 ,1206
RENAULT	8200859985	403804-00-4	208 ,240 ,241 ,491 ,618 ,622 ,740 ,814 ,815 ,998 ,999 ,1000 ,1001 ,1002 ,1003 ,1004 ,1206
RENAULT	8200859988	403804-00-4	208 ,240 ,241 ,491 ,618 ,622 ,740 ,814 ,815 ,998 ,999 ,1000 ,1001 ,1002 ,1003 ,1004 ,1206
RENAULT	8200859989	403804-00-4	208 ,240 ,241 ,491 ,618 ,622 ,740 ,814 ,815 ,998 ,999 ,1000 ,1001 ,1002 ,1003 ,1004 ,1206
RENAULT	8200859990	403804-00-4	208 ,240 ,241 ,491 ,618 ,622 ,740 ,814 ,815 ,998 ,999 ,1000 ,1001 ,1002 ,1003 ,1004 ,1206

OE- Reference



OE- Manu.	Reference-No.	SM-No.	On Page
RENAULT	8200859990	403804-00-4	208 ,240 ,241 ,491 ,618 ,622 ,740 ,814 ,815 ,998 ,999 ,1000 ,1001 ,1002 ,1003 ,1004 ,1206
RENAULT	8200859991	403804-00-4	208 ,240 ,241 ,491 ,618 ,622 ,740 ,814 ,815 ,998 ,999 ,1000 ,1001 ,1002 ,1003 ,1004 ,1206
RENAULT	8200859992	403805-00-4	242 ,1002 ,1003 ,1004
RENAULT	8200859993	403805-00-4	242 ,1002 ,1003 ,1004
RENAULT	8200859994	403805-00-4	242 ,1002 ,1003 ,1004
RENAULT	8200859995	403805-00-4	242 ,1002 ,1003 ,1004
RENAULT	8200859996	403805-00-4	242 ,1002 ,1003 ,1004
RENAULT	8200859997	403805-00-4	242 ,1002 ,1003 ,1004
RENAULT	8200859998	403805-00-4	242 ,1002 ,1003 ,1004
RENAULT	8200859999	403805-00-4	242 ,1002 ,1003 ,1004
RENAULT	855685800	433827-00-4	1013 ,1014 ,1048 ,1067
RENAULT	855935600	431301-00-4	23 ,261 ,994 ,995 ,996 ,998 ,1403
RENAULT	9150447480	411110-00-1	205 ,206 ,207 ,208 ,210 ,211 ,212 ,213 ,214 ,215 ,228 ,229 ,343 ,633 ,906 ,907 ,908 ,910 ,911 ,912 ,913 ,914 ,916 ,929 ,998 ,1057 ,1212 ,1213 ,1214 ,1540
RENAULT	996086200	433827-00-4	1013 ,1014 ,1048 ,1067
RENAULT	996086300	433827-25-4	1013 ,1014 ,1048 ,1067
RENAULT	996086400	433827-50-4	1013 ,1014 ,1048 ,1067
RENAULT	MA9553652580	401101-00-4	178 ,223 ,557 ,923 ,1011 ,1012
RENAULT	VPM92590LC	403807-00-6	608 ,1014 ,1015 ,1049
RENAULT	VPR1029LA	413808-00-2	1015 ,1016 ,1017 ,1018 ,1050 ,1051 ,1052 ,1053
RENAULT	VPR93011A	433801-00-4	239 ,813 ,995

RENAULT TRUCKS	5000691718	443805-00-6	608 ,1014 ,1015 ,1049
RENAULT TRUCKS	5000794200	433814-00-6	1014 ,1015 ,1049
RENAULT TRUCKS	5000794255	433814-25-6	1014 ,1015 ,1049
RENAULT TRUCKS	5001834856	403828-00-6	1018 ,1053
RENAULT TRUCKS	5001834857	403828-00-6	1018 ,1053
RENAULT TRUCKS	5001834858	403828-00-6	1018 ,1053
RENAULT TRUCKS	5001834859	403828-00-6	1018 ,1053
RENAULT TRUCKS	5001844022	403811-25-6	608 ,1015 ,1016 ,1017 ,1051 ,1052 ,1053
RENAULT TRUCKS	5001844023	403811-50-6	608 ,1015 ,1016 ,1017 ,1051 ,1052 ,1053
RENAULT TRUCKS	5001845347	403811-00-6 413808-00-2	608 ,1015 ,1016 ,1017 ,1051 ,1052 ,1053
RENAULT TRUCKS	5001847440	433809-00-1 433809-00-6 433817-00-1	1015 ,1018 ,1019 ,1054
RENAULT TRUCKS	5001847497	433814-00-6	1014 ,1015 ,1049
RENAULT TRUCKS	5001847501	433814-50-6	1014 ,1015 ,1049
RENAULT TRUCKS	5001847984	433814-00-6	1014 ,1015 ,1049
RENAULT TRUCKS	5001858552	433812-00-1	1018 ,1053
RENAULT TRUCKS	5001858665	413808-00-2	1015 ,1016 ,1017 ,1018 ,1050 ,1051 ,1052 ,1053
RENAULT TRUCKS	5001858949	433811-25-1 433812-25-1	494 ,608 ,1016 ,1017 ,1018 ,1051 ,1052 ,1053
RENAULT TRUCKS	5001858952	433812-50-1	1018 ,1053
RENAULT TRUCKS	7420530916	405103-00-6	1018 ,1053 ,1414 ,1415 ,1420
RENAULT TRUCKS	7420580558	435116-00-6	1018 ,1414 ,1415 ,1420
RENAULT TRUCKS	7420793673	431506-00-1	280 ,281 ,1050 ,1411 ,1419
RENAULT TRUCKS	7420856959	435114-00-6	1017 ,1412 ,1420
RENAULT TRUCKS	7420945114	401507-00-6	280 ,281 ,1050 ,1411
RENAULT TRUCKS	7420959124	411504-00-2	278 ,279 ,280 ,281 ,1050 ,1410 ,1411
RENAULT TRUCKS	7421980753	435114-00-6	1017 ,1412 ,1420
RENAULT TRUCKS	7700702599	443803-00-4	23 ,243 ,857 ,858 ,1005 ,1283 ,1406

ROVER	35287	413701-00-2	215 ,217 ,218 ,221 ,222 ,347 ,350 ,351 ,352 ,468 ,480 ,599 ,916 ,918 ,921 ,922 ,1057 ,1208
ROVER	5Q6331AB	400605-00-6	553 ,604 ,917
ROVER	5Q6337AA	400605-00-6	553 ,604 ,917
ROVER	5Q6338AB	400605-00-6	553 ,604 ,917
ROVER	6Q6211AA	430603-00-6	553 ,604 ,917



OE- Reference

OE- Manu.	Reference-No.	SM-No.	On Page
ROVER	6Q6211AA	430603-00-6	553 ,604 ,917
ROVER	6Q6211BA	430603-00-6	553 ,604 ,917
ROVER	8Q6331AA	400605-00-6	553 ,604 ,917
ROVER	WAM2492	413701-00-2	215 ,217 ,218 ,221 ,222 ,347 ,350 ,351 ,352 ,468 ,480 ,599 ,916 ,918 ,921 ,922 ,1057 ,1208

SAAB	550400	403901-00-6	795 ,1111
SAAB	550401	403901-25-6	795 ,1111
SAAB	550404	403901-00-6	795 ,1111
SAAB	550409	433901-00-6	795 ,1111

SCANIA	1304563	433902-00-6	1111
SCANIA	1332763	403902-00-6	1111 ,1112 ,1255
SCANIA	1332764	403902-00-6	1111 ,1112 ,1255
SCANIA	1363056	403902-00-6	1111 ,1112 ,1255
SCANIA	1408886	403902-00-6	1111 ,1112 ,1255
SCANIA	1408887	403902-00-6	1111 ,1112 ,1255
SCANIA	1443857	433902-25-6	1111
SCANIA	1443860	433902-50-6	1111
SCANIA	1444616	403902-00-6	1111 ,1112 ,1255
SCANIA	1444617	403902-00-6	1111 ,1112 ,1255
SCANIA	1444618	433902-00-6	1111
SCANIA	1449203	403902-00-6	1111 ,1112 ,1255
SCANIA	1463065	433903-00-6	1112 ,1255
SCANIA	1465337	403902-25-6	1111 ,1112 ,1255
SCANIA	1465338	403902-50-6	1111 ,1112 ,1255
SCANIA	1531990	403902-00-6	1111 ,1112 ,1255
SCANIA	1531991	403902-00-6	1111 ,1112 ,1255
SCANIA	1534496	433903-00-6	1112 ,1255
SCANIA	1548129	403902-00-6	1111 ,1112 ,1255
SCANIA	1548130	403902-00-6	1111 ,1112 ,1255
SCANIA	1729990	403902-00-6	1111 ,1112 ,1255
SCANIA	1729991	433902-00-6	1111
SCANIA	1777779	403902-25-6	1111 ,1112 ,1255
SCANIA	1777780	403902-50-6	1111 ,1112 ,1255
SCANIA	1779130	403902-00-6	1111 ,1112 ,1255
SCANIA	1785692	433902-00-6	1111
SCANIA	1786249	433902-25-6	1111
SCANIA	1786250	433902-50-6	1111
SCANIA	2579258	433903-00-6	1112 ,1255
SCANIA	279600	403901-00-6	795 ,1111
SCANIA	2796001	403901-00-6	795 ,1111
SCANIA	279601	403901-25-6	795 ,1111
SCANIA	2796019	403901-25-6	795 ,1111
SCANIA	279602	403901-50-6	795 ,1111
SCANIA	2796027	403901-50-6	795 ,1111
SCANIA	279609	403901-00-6	795 ,1111
SCANIA	279610	403901-00-6	795 ,1111
SCANIA	2796100	403901-00-6	795 ,1111
SCANIA	279611	403901-25-6	795 ,1111
SCANIA	279612	403901-50-6	795 ,1111
SCANIA	2796126	403901-50-6	795 ,1111
SCANIA	279619	403901-00-6	795 ,1111
SCANIA	279620	433901-00-6	795 ,1111
SCANIA	279621	433901-25-6	795 ,1111
SCANIA	279622	433901-50-6	795 ,1111
SCANIA	2802469	433902-00-6	1111
SCANIA	33209-1025	403901-25-6	795 ,1111
SCANIA	33209-3025	403901-25-6	795 ,1111

OE- Reference



OE- Manu.	Reference-No.	SM-No.	On Page
SCANIA	33209-3025	403901-25-6	795 ,1111
SCANIA	33209-3050	403901-50-6	795 ,1111
SCANIA	332091	403901-00-6	795 ,1111
SCANIA	332093	403901-00-6	795 ,1111
SCANIA	33210-1025	433901-25-6	795 ,1111
SCANIA	33210-3025	433901-25-6	795 ,1111
SCANIA	33210-3050	433901-50-6	795 ,1111
SCANIA	332101	433901-00-6	795 ,1111
SCANIA	332103	433901-00-6	795 ,1111
SCANIA	34069-1025	403901-25-6	795 ,1111
SCANIA	34069-3025	403901-25-6	795 ,1111
SCANIA	34069-3050	403901-50-6	795 ,1111
SCANIA	340691	403901-00-6	795 ,1111
SCANIA	340693	403901-00-6	795 ,1111
SCANIA	550396	403901-25-6	795 ,1111
SCANIA	550397	403901-50-6	795 ,1111
SCANIA	550400	403901-00-6	795 ,1111
SCANIA	550404	403901-00-6	795 ,1111
SCANIA	550494	433902-00-6	1111
SCANIA	550495	433902-00-6 433902-25-6	1111
SCANIA	550496	433902-50-6	1111
SCANIA	63120142309813	433809-00-1 433809-00-6	1015 ,1018 ,1019 ,1054
SCANIA	70982	433809-00-1 433809-00-6	1015 ,1018 ,1019 ,1054
SCANIA	777100	433901-00-6	795 ,1111
SCANIA	777110	433901-25-6	795 ,1111
SCANIA	777120	433901-50-6	795 ,1111
SCANIA	777200	403901-00-6	795 ,1111
SCANIA	777210	403901-25-6	795 ,1111
SCANIA	777220	403901-50-6	795 ,1111
SEAT	ZBA198451A	405008-00-4	61 ,62 ,63 ,64 ,65 ,66 ,67 ,71 ,81 ,83 ,84 ,1147 ,1480 ,1482 ,1483 ,1484 ,1485 ,1486 ,1493 ,1494 ,1495 ,1496 ,1502 ,1503 ,1504 ,1511
SSANGYONG	6640330901	400020-00-4	
SSANGYONG	6640331352	410020-00-2	
SSANGYONG	6640331501	400020-00-4	
SSANGYONG	6640331952	410020-00-2	
SSANGYONG	6640380111	430020-00-4	
SSANGYONG	6640381310	430020-00-4	
SSANGYONG	6710331502	400020-00-4	
SUZUKI	1210082810	433512-00-4	154 ,462 ,636 ,1199 ,1205
SUZUKI	1218073J00	431103-00-4	207 ,291 ,411 ,654 ,909 ,1205 ,1237
SUZUKI	12181-A-810051-0.25	431402-25-4	166 ,247 ,1204
SUZUKI	12181-A-810051-0.50	431402-50-4	166 ,247 ,1204
SUZUKI	1218173000	433506-00-3 433506-00-4	148 ,166 ,247 ,478 ,550 ,632 ,636 ,1204 ,1205
SUZUKI	1218173001	433506-00-3 433506-00-4	148 ,166 ,247 ,478 ,550 ,632 ,636 ,1204 ,1205
SUZUKI	1218173002	433506-00-3 433506-00-4	148 ,166 ,247 ,478 ,550 ,632 ,636 ,1204 ,1205
SUZUKI	1218173010	433506-00-3 433506-00-4	148 ,166 ,247 ,478 ,550 ,632 ,636 ,1204 ,1205
SUZUKI	1218181050	433506-00-3 433506-00-4	148 ,166 ,247 ,478 ,550 ,632 ,636 ,1204 ,1205
SUZUKI	1218181051	433506-00-3 433506-00-4	148 ,166 ,247 ,478 ,550 ,632 ,636 ,1204 ,1205



OE- Reference

OE- Manu.	Reference-No.	SM-No.	On Page
SUZUKI	1218181051	433506-00-3 433506-00-4	148 ,166 ,247 ,478 ,550 ,632 ,636 ,1204 ,1205
SUZUKI	12300-61810-050	401402-50-4	166 ,247
SUZUKI	12300-61810-0B0	401402-25-3 401402-25-4	166 ,247
SUZUKI	12300-61810-0C0	401402-50-3 401402-50-4	166 ,247
SUZUKI	12300-73810	403503-00-4	97 ,247 ,462 ,632 ,636 ,1204 ,1279
SUZUKI	12300-73811	403503-00-4	97 ,247 ,462 ,632 ,636 ,1204 ,1279
SUZUKI	123007381012	403503-00-4	97 ,247 ,462 ,632 ,636 ,1204 ,1279
SUZUKI	1230082010	403512-00-4	154 ,462 ,632 ,636 ,780 ,1199 ,1205
SUZUKI	1230082810	403512-00-4	154 ,462 ,632 ,636 ,780 ,1199 ,1205
SUZUKI	12340-67JG1-000	403803-00-4	243 ,618 ,780 ,781 ,816 ,857 ,858 ,860 ,1005 ,1006 ,1007 ,1008 ,1009 ,1207 ,1283 ,1284 ,1286
SUZUKI	12340-67JG2-000	403803-00-4	243 ,618 ,780 ,781 ,816 ,857 ,858 ,860 ,1005 ,1006 ,1007 ,1008 ,1009 ,1207 ,1283 ,1284 ,1286
SUZUKI	1234082000	403512-00-4	154 ,462 ,632 ,636 ,780 ,1199 ,1205
SUZUKI	1234083000	403512-00-4	154 ,462 ,632 ,636 ,780 ,1199 ,1205
SUZUKI	1235067JG00B0	413803-00-1	23 ,24 ,243 ,618 ,780 ,781 ,816 ,857 ,858 ,860 ,1001 ,1005 ,1006 ,1007 ,1008 ,1009 ,1011 ,1207 ,1283 ,1284 ,1286 ,1404 ,1405 ,1406
SUZUKI	12351-73J00	411102-00-1	207 ,208 ,209 ,210 ,291 ,343 ,411 ,412 ,420 ,430 ,654 ,771 ,780 ,854 ,909 ,910 ,1205 ,1206 ,1281 ,1404

TALBOT	55793000	431107-00-4	177 ,213 ,909 ,913 ,1212 ,1213 ,1214
TALBOT	72428R	431107-00-4	177 ,213 ,909 ,913 ,1212 ,1213 ,1214
TALBOT	72428R020	431107-20-4	177 ,213 ,909 ,913 ,1212 ,1213 ,1214

TOYOTA	11011-54010	419602-00-2	24 ,1238 ,1239 ,1240
TOYOTA	11011-54020	419602-00-2	24 ,1238 ,1239 ,1240
TOYOTA	11011-67020	419607-00-2	1239 to 1240
TOYOTA	11071-22011	401403-00-4	449 ,1237 ,1238 ,1243
TOYOTA	11701-0D010	401403-00-4	449 ,1237 ,1238 ,1243
TOYOTA	11701-21031	409605-00-4	299 ,1199 ,1237 ,1243 ,1246
TOYOTA	11701-22010	401403-00-4	449 ,1237 ,1238 ,1243
TOYOTA	11701-22011	401403-00-4	449 ,1237 ,1238 ,1243
TOYOTA	11701-54060	409601-00-4	24 ,1238 ,1239 ,1240 ,1524
TOYOTA	11701-54061	409601-00-4	24 ,1238 ,1239 ,1240 ,1524
TOYOTA	11701-64010	409612-00-4	1238
TOYOTA	11701-64030	409612-00-4	1238
TOYOTA	11701-64040	409612-00-4	1238
TOYOTA	11701-64071	409612-00-4	1238
TOYOTA	11704-54060	409601-00-4 409601-25-4	24 ,1238 ,1239 ,1240 ,1524
TOYOTA	11704-54061	409601-25-4	24 ,1238 ,1239 ,1240 ,1524
TOYOTA	11705-54060	409601-00-4 409601-50-4	24 ,1238 ,1239 ,1240 ,1524
TOYOTA	11705-54061	409601-50-4	24 ,1238 ,1239 ,1240 ,1524
TOYOTA	11791-21010	411403-00-1	267 ,299 ,449 ,771 ,1199 ,1207 ,1237 ,1238 ,1243 ,1246
TOYOTA	11791-22020	411403-00-1	267 ,299 ,449 ,771 ,1199 ,1207 ,1237 ,1238 ,1243 ,1246
TOYOTA	11791-33030	411403-00-1	267 ,299 ,449 ,771 ,1199 ,1207 ,1237 ,1238 ,1243 ,1246
TOYOTA	13041-22020	431403-00-4	449 ,1237 ,1243
TOYOTA	13041-22021	431403-00-4	449 ,1237 ,1243
TOYOTA	13041-22022	431403-00-4	449 ,1237 ,1243
TOYOTA	13041-22023	431403-00-4	449 ,1237 ,1243
TOYOTA	13041-22024	431403-00-4	449 ,1237 ,1243
TOYOTA	13041-54010	439603-00-4	1238 to 1239
TOYOTA	13041-54011	439603-00-4	1238 to 1239
TOYOTA	13041-54012	439603-00-4	1238 to 1239
TOYOTA	13041-54013	439603-25-4	1238 to 1239
TOYOTA	13041-54040	439601-00-4	24 ,1239 ,1240
TOYOTA	13041-54041	439601-00-4	24 ,1239 ,1240

OE- Reference



OE- Manu.	Reference-No.	SM-No.	On Page
TOYOTA	13041-54041	439601-00-4	24 ,1239 ,1240
TOYOTA	13041-54042	439601-00-4	24 ,1239 ,1240
TOYOTA	1304121020	439606-00-4	299 ,1199 ,1237 ,1243 ,1246
TOYOTA	1304121021	439606-00-4	299 ,1199 ,1237 ,1243 ,1246
TOYOTA	1304121030	439606-00-4	299 ,1199 ,1237 ,1243 ,1246
TOYOTA	1304126020	439609-00-4	1238
TOYOTA	1304127010	439608-00-4	1238
TOYOTA	13202-54010	439603-00-4	1238 to 1239
TOYOTA	13204-54012	439603-25-4	1238 to 1239
TOYOTA	13204-54013	439603-25-4	1238 to 1239
TOYOTA	TERIOS	439620-00-4	

UTB	11501090	405602-00-3	
UTB	11501165	405602-00-3	
UTB	11501167	405602-00-3	
UTB	11501168	405602-00-3	
UTB	11503090	435602-00-3	
UTB	11503123	445603-00-3	
UTB	11803109	445602-00-4	
UTB	MHS11503090	435602-00-3	

VAUXHALL	9111782	413803-00-1	23 ,24 ,243 ,618 ,780 ,781 ,816 ,857 ,858 ,860 ,1001 ,1005 ,1006 ,1007 ,1008 ,1009 ,1011 ,1207 ,1283 ,1284 ,1286 ,1404 ,1405 ,1406
VAUXHALL	9201333	403818-00-4	819 ,863 ,1011 ,1012 ,1290
VAUXHALL	93161643	403816-00-4	817 ,818 ,860 ,861 ,1009 ,1010 ,1287
VAUXHALL	93161644	403816-00-4	817 ,818 ,860 ,861 ,1009 ,1010 ,1287
VAUXHALL	93161645	403816-00-4	817 ,818 ,860 ,861 ,1009 ,1010 ,1287
VAUXHALL	93161646	403816-00-4	817 ,818 ,860 ,861 ,1009 ,1010 ,1287
VAUXHALL	93161647	403816-00-4	817 ,818 ,860 ,861 ,1009 ,1010 ,1287
VAUXHALL	93161648	403816-00-4	817 ,818 ,860 ,861 ,1009 ,1010 ,1287
VAUXHALL	93198067	403818-00-4	819 ,863 ,1011 ,1012 ,1290
VAUXHALL	93198526	403803-00-4	243 ,618 ,780 ,781 ,816 ,857 ,858 ,860 ,1005 ,1006 ,1007 ,1008 ,1009 ,1207 ,1283 ,1284 ,1286
VAUXHALL	93198747	403816-00-4	817 ,818 ,860 ,861 ,1009 ,1010 ,1287
VAUXHALL	93198791	403816-00-4	817 ,818 ,860 ,861 ,1009 ,1010 ,1287
VAUXHALL	93198793	403816-00-4	817 ,818 ,860 ,861 ,1009 ,1010 ,1287
VAUXHALL	93198838	403816-00-4	817 ,818 ,860 ,861 ,1009 ,1010 ,1287
VAUXHALL	93198839	403816-00-4	817 ,818 ,860 ,861 ,1009 ,1010 ,1287

VOLKSWAGEN	021105501A	405024-00-4	933 ,1524 ,1525
VOLKSWAGEN	021105501B	405024-00-4	933 ,1524 ,1525
VOLKSWAGEN	021105531E	405024-00-4	933 ,1524 ,1525
VOLKSWAGEN	021105561A	405024-00-4	933 ,1524 ,1525
VOLKSWAGEN	021105591	405024-00-4	933 ,1524 ,1525
VOLKSWAGEN	021198421	415001-00-2	24 ,61 ,62 ,63 ,64 ,65 ,66 ,67 ,68 ,69 ,70 ,71 ,72 ,73 ,74 ,75 ,76 ,77 ,78 ,79 ,80 ,81 ,82 ,83 ,84 ,85 ,90 ,91 ,413 ,414 ,415 ,416 ,422 ,439 ,556 ,628 ,781 ,782 ,816 ,1129 ,1130 ,1131 ,1132 ,1133 ,1134 ,1135 ,1136 ,1137 ,1138 ,1139 ,1140 ,1141 ,1142 ,1143 ,1144 ,1145 ,1146 ,1147 ,1148 ,1149 ,1150 ,1151 ,1167 ,1168 ,1169 ,1170 ,1171 ,1172 ,1173 ,1174 ,1175 ,1176 ,1177 ,1181 ,1480 ,1481 ,1482 ,1483 ,1484 ,1485 ,1486 ,1487 ,1488 ,1489 ,1490 ,1491 ,1492 ,1493 ,1494 ,1495 ,1496 ,1497 ,1498 ,1499 ,1500 ,1501 ,1502 ,1503 ,1504 ,1505 ,1506 ,1507 ,1508 ,1509 ,1510 ,1511 ,1512 ,1513 ,1514 ,1515 ,1516 ,1517 ,1518 ,1519 ,1520 ,1521 ,1522 ,1523 ,1524 ,1528 ,1529 ,1530 ,1531 ,1534 ,1535 ,1536 ,1537 ,1540
VOLKSWAGEN	021198481	405024-00-4	933 ,1524 ,1525
VOLKSWAGEN	021198481A	405024-00-4	933 ,1524 ,1525
VOLKSWAGEN	021198482	405024-00-4	933 ,1524 ,1525
VOLKSWAGEN	026105561B	405001-00-4 405002-00-4 405012-00-4 405018-00-4	24 ,62 ,63 ,66 ,67 ,68 ,69 ,71 ,72 ,73 ,74 ,75 ,78 ,79 ,80 ,82 ,83 ,84 ,85 ,90 ,91 ,414 ,416 ,439 ,816 ,1131 ,1135 ,1136 ,1137 ,1140 ,1141 ,1142 ,1143 ,1144 ,1145 ,1147 ,1148 ,1149 ,1150 ,1167 ,1169 ,1170 ,1172 ,1173 ,1175 ,1483 ,1484 ,1487 ,1489 ,1490 ,1491 ,1492 ,1494 ,1495 ,1496 ,1498 ,1499 ,1500 ,1503 ,1504 ,1505 ,1507 ,1508 ,1509 ,1511 ,1512 ,1513 ,1514 ,1515 ,1518 ,1519 ,1520 ,1521 ,1522 ,1524 ,1529 ,1535 ,1536



OE- Reference

OE- Manu.	Reference-No.	SM-No.	On Page
VOLKSWAGEN	026105561B	405001-00-4 405002-00-4 405012-00-4 405018-00-4	24 ,62 ,63 ,66 ,67 ,68 ,69 ,71 ,72 ,73 ,74 ,75 ,78 ,79 ,80 ,82 ,83 ,84 ,85 ,90 ,91 ,414 ,416 ,439 ,816 ,1131 ,1135 ,1136 ,1137 ,1140 ,1141 ,1142 ,1143 ,1144 ,1145 ,1147 ,1148 ,1149 ,1150 ,1167 ,1169 ,1170 ,1172 ,1173 ,1175 ,1483 ,1484 ,1487 ,1489 ,1490 ,1491 ,1492 ,1494 ,1495 ,1496 ,1498 ,1499 ,1500 ,1503 ,1504 ,1505 ,1507 ,1508 ,1509 ,1511 ,1512 ,1513 ,1514 ,1515 ,1518 ,1519 ,1520 ,1521 ,1522 ,1524 ,1529 ,1535 ,1536
VOLKSWAGEN	026105561C	405001-00-4 405002-00-4 405012-00-4	24 ,62 ,63 ,66 ,67 ,68 ,69 ,71 ,72 ,73 ,74 ,75 ,78 ,79 ,80 ,82 ,83 ,84 ,85 ,90 ,91 ,414 ,416 ,439 ,816 ,1131 ,1135 ,1136 ,1137 ,1140 ,1141 ,1142 ,1143 ,1144 ,1145 ,1147 ,1148 ,1149 ,1150 ,1167 ,1169 ,1170 ,1172 ,1173 ,1175 ,1483 ,1484 ,1487 ,1489 ,1490 ,1491 ,1492 ,1494 ,1495 ,1496 ,1498 ,1499 ,1500 ,1503 ,1504 ,1505 ,1507 ,1508 ,1509 ,1511 ,1512 ,1513 ,1514 ,1515 ,1518 ,1519 ,1520 ,1521 ,1522 ,1524 ,1529 ,1535 ,1536
VOLKSWAGEN	026105591B	405001-00-4 405002-00-4 405012-00-4	24 ,62 ,63 ,66 ,67 ,68 ,69 ,71 ,72 ,73 ,74 ,75 ,78 ,79 ,80 ,82 ,83 ,84 ,85 ,90 ,91 ,414 ,416 ,439 ,816 ,1131 ,1135 ,1136 ,1137 ,1140 ,1141 ,1142 ,1143 ,1144 ,1145 ,1147 ,1148 ,1149 ,1150 ,1167 ,1169 ,1170 ,1172 ,1173 ,1175 ,1483 ,1484 ,1487 ,1489 ,1490 ,1491 ,1492 ,1494 ,1495 ,1496 ,1498 ,1499 ,1500 ,1503 ,1504 ,1505 ,1507 ,1508 ,1509 ,1511 ,1512 ,1513 ,1514 ,1515 ,1518 ,1519 ,1520 ,1521 ,1522 ,1524 ,1529 ,1535 ,1536
VOLKSWAGEN	026105701	435006-00-4	64 ,65 ,66 ,67 ,71 ,1136 ,1137 ,1169 ,1171 ,1485 ,1486 ,1489 ,1494 ,1496 ,1498 ,1499 ,1500 ,1503 ,1534
VOLKSWAGEN	026105701A	435006-00-4	64 ,65 ,66 ,67 ,71 ,1136 ,1137 ,1169 ,1171 ,1485 ,1486 ,1489 ,1494 ,1496 ,1498 ,1499 ,1500 ,1503 ,1534
VOLKSWAGEN	026105701B	435006-00-4	64 ,65 ,66 ,67 ,71 ,1136 ,1137 ,1169 ,1171 ,1485 ,1486 ,1489 ,1494 ,1496 ,1498 ,1499 ,1500 ,1503 ,1534
VOLKSWAGEN	026105701C	435006-00-4	64 ,65 ,66 ,67 ,71 ,1136 ,1137 ,1169 ,1171 ,1485 ,1486 ,1489 ,1494 ,1496 ,1498 ,1499 ,1500 ,1503 ,1534
VOLKSWAGEN	026105707	435006-25-4	64 ,65 ,66 ,67 ,71 ,1136 ,1137 ,1169 ,1171 ,1485 ,1486 ,1489 ,1494 ,1496 ,1498 ,1499 ,1500 ,1503 ,1534
VOLKSWAGEN	026105707A	435006-25-4	64 ,65 ,66 ,67 ,71 ,1136 ,1137 ,1169 ,1171 ,1485 ,1486 ,1489 ,1494 ,1496 ,1498 ,1499 ,1500 ,1503 ,1534
VOLKSWAGEN	026105713	435006-50-4	64 ,65 ,66 ,67 ,71 ,1136 ,1137 ,1169 ,1171 ,1485 ,1486 ,1489 ,1494 ,1496 ,1498 ,1499 ,1500 ,1503 ,1534
VOLKSWAGEN	026105713A	435006-50-4	64 ,65 ,66 ,67 ,71 ,1136 ,1137 ,1169 ,1171 ,1485 ,1486 ,1489 ,1494 ,1496 ,1498 ,1499 ,1500 ,1503 ,1534
VOLKSWAGEN	026105719	435006-75-4	64 ,65 ,66 ,67 ,71 ,1136 ,1137 ,1169 ,1171 ,1485 ,1486 ,1489 ,1494 ,1496 ,1498 ,1499 ,1500 ,1503 ,1534
VOLKSWAGEN	026105719A	435006-75-4	64 ,65 ,66 ,67 ,71 ,1136 ,1137 ,1169 ,1171 ,1485 ,1486 ,1489 ,1494 ,1496 ,1498 ,1499 ,1500 ,1503 ,1534
VOLKSWAGEN	026198421	415001-00-2	24 ,61 ,62 ,63 ,64 ,65 ,66 ,67 ,68 ,69 ,70 ,71 ,72 ,73 ,74 ,75 ,76 ,77 ,78 ,79 ,80 ,81 ,82 ,83 ,84 ,85 ,90 ,91 ,413 ,414 ,415 ,416 ,422 ,439 ,556 ,628 ,781 ,782 ,816 ,1129 ,1130 ,1131 ,1132 ,1133 ,1134 ,1135 ,1136 ,1137 ,1138 ,1139 ,1140 ,1141 ,1142 ,1143 ,1144 ,1145 ,1146 ,1147 ,1148 ,1149 ,1150 ,1151 ,1167 ,1168 ,1169 ,1170 ,1171 ,1172 ,1173 ,1174 ,1175 ,1176 ,1177 ,1181 ,1480 ,1481 ,1482 ,1483 ,1484 ,1485 ,1486 ,1487 ,1488 ,1489 ,1490 ,1491 ,1492 ,1493 ,1494 ,1495 ,1496 ,1497 ,1498 ,1499 ,1500 ,1501 ,1502 ,1503 ,1504 ,1505 ,1506 ,1507 ,1508 ,1509 ,1510 ,1511 ,1512 ,1513 ,1514 ,1515 ,1516 ,1517 ,1518 ,1519 ,1520 ,1521 ,1522 ,1523 ,1524 ,1528 ,1529 ,1530 ,1531 ,1534 ,1535 ,1536 ,1537 ,1540
VOLKSWAGEN	026198421A	405001-00-4	24 ,62 ,63 ,66 ,67 ,68 ,69 ,71 ,72 ,73 ,74 ,75 ,78 ,79 ,80 ,82 ,83 ,84 ,85 ,90 ,91 ,414 ,416 ,439 ,816 ,1131 ,1135 ,1136 ,1137 ,1140 ,1141 ,1142 ,1143 ,1144 ,1145 ,1147 ,1148 ,1149 ,1150 ,1167 ,1169 ,1170 ,1172 ,1173 ,1175 ,1483 ,1484 ,1487 ,1489 ,1490 ,1491 ,1492 ,1494 ,1495 ,1496 ,1498 ,1499 ,1500 ,1503 ,1504 ,1505 ,1507 ,1508 ,1509 ,1511 ,1512 ,1513 ,1514 ,1515 ,1518 ,1519 ,1520 ,1521 ,1522 ,1524 ,1529 ,1535 ,1536
VOLKSWAGEN	026198491	405001-00-4 405002-00-4 405012-00-4 405018-00-4	24 ,62 ,63 ,66 ,67 ,68 ,69 ,71 ,72 ,73 ,74 ,75 ,78 ,79 ,80 ,82 ,83 ,84 ,85 ,90 ,91 ,414 ,416 ,439 ,816 ,1131 ,1135 ,1136 ,1137 ,1140 ,1141 ,1142 ,1143 ,1144 ,1145 ,1147 ,1148 ,1149 ,1150 ,1167 ,1169 ,1170 ,1172 ,1173 ,1175 ,1483 ,1484 ,1487 ,1489 ,1490 ,1491 ,1492 ,1494 ,1495 ,1496 ,1498 ,1499 ,1500 ,1503 ,1504 ,1505 ,1507 ,1508 ,1509 ,1511 ,1512 ,1513 ,1514 ,1515 ,1518 ,1519 ,1520 ,1521 ,1522 ,1524 ,1529 ,1535 ,1536
VOLKSWAGEN	026198491A	405001-00-4 405002-00-4 405018-00-4	24 ,62 ,63 ,66 ,67 ,68 ,69 ,71 ,72 ,73 ,74 ,75 ,78 ,79 ,80 ,82 ,83 ,84 ,85 ,90 ,91 ,414 ,416 ,439 ,816 ,1131 ,1135 ,1136 ,1137 ,1140 ,1141 ,1142 ,1143 ,1144 ,1145 ,1147 ,1148 ,1149 ,1150 ,1167 ,1169 ,1170 ,1172 ,1173 ,1175 ,1483 ,1484 ,1487 ,1489 ,1490 ,1491 ,1492 ,1494 ,1495 ,1496 ,1498 ,1499 ,1500 ,1503 ,1504 ,1505 ,1507 ,1508 ,1509 ,1511 ,1512 ,1513 ,1514 ,1515 ,1518 ,1519 ,1520 ,1521 ,1522 ,1524 ,1529 ,1535 ,1536
VOLKSWAGEN	028105701	435005-00-4	68 ,69 ,414 ,1135 ,1136 ,1169 ,1170 ,1498 ,1499 ,1500 ,1529
VOLKSWAGEN	028105701J	435005-00-4	68 ,69 ,414 ,1135 ,1136 ,1169 ,1170 ,1498 ,1499 ,1500 ,1529
VOLKSWAGEN	028105707	435005-25-4	68 ,69 ,414 ,1135 ,1136 ,1169 ,1170 ,1498 ,1499 ,1500 ,1529
VOLKSWAGEN	028105707J	435005-25-4	68 ,69 ,414 ,1135 ,1136 ,1169 ,1170 ,1498 ,1499 ,1500 ,1529
VOLKSWAGEN	028105713	435005-50-4	68 ,69 ,414 ,1135 ,1136 ,1169 ,1170 ,1498 ,1499 ,1500 ,1529
VOLKSWAGEN	028105713J	435005-50-4	68 ,69 ,414 ,1135 ,1136 ,1169 ,1170 ,1498 ,1499 ,1500 ,1529

OE- Reference



OE- Manu.	Reference-No.	SM-No.	On Page
VOLKSWAGEN	028105713J	435005-50-4	68 ,69 ,414 ,1135 ,1136 ,1169 ,1170 ,1498 ,1499 ,1500 ,1529
VOLKSWAGEN	030105561F	405001-00-4 405002-00-4 405012-00-4	24 ,62 ,63 ,66 ,67 ,68 ,69 ,71 ,72 ,73 ,74 ,75 ,78 ,79 ,80 ,82 ,83 ,84 ,85 ,90 ,91 ,414 ,416 ,439 ,816 ,1131 ,1135 ,1136 ,1137 ,1140 ,1141 ,1142 ,1143 ,1144 ,1145 ,1147 ,1148 ,1149 ,1150 ,1167 ,1169 ,1170 ,1172 ,1173 ,1175 ,1483 ,1484 ,1487 ,1489 ,1490 ,1491 ,1492 ,1494 ,1495 ,1496 ,1498 ,1499 ,1500 ,1503 ,1504 ,1505 ,1507 ,1508 ,1509 ,1511 ,1512 ,1513 ,1514 ,1515 ,1518 ,1519 ,1520 ,1521 ,1522 ,1524 ,1529 ,1535 ,1536
VOLKSWAGEN	030105561G	405014-00-4	64 ,70 ,1129 ,1130 ,1131 ,1132 ,1133 ,1134 ,1167 ,1168 ,1169 ,1172 ,1181 ,1480 ,1481 ,1482 ,1487 ,1488 ,1489 ,1490 ,1491 ,1492 ,1493 ,1502 ,1523 ,1528 ,1534
VOLKSWAGEN	030105567	405001-25-4 405002-25-4	24 ,62 ,63 ,66 ,67 ,68 ,69 ,71 ,72 ,73 ,74 ,75 ,78 ,79 ,80 ,82 ,83 ,84 ,85 ,90 ,91 ,414 ,416 ,439 ,816 ,1131 ,1135 ,1136 ,1137 ,1140 ,1141 ,1142 ,1143 ,1144 ,1145 ,1147 ,1148 ,1149 ,1150 ,1167 ,1169 ,1170 ,1172 ,1173 ,1175 ,1483 ,1484 ,1487 ,1489 ,1490 ,1491 ,1492 ,1494 ,1495 ,1496 ,1498 ,1499 ,1500 ,1503 ,1504 ,1505 ,1507 ,1508 ,1509 ,1511 ,1512 ,1513 ,1514 ,1515 ,1518 ,1519 ,1520 ,1521 ,1522 ,1524 ,1529 ,1535 ,1536
VOLKSWAGEN	030105567C	405001-25-4 405002-25-4 405012-25-4	24 ,62 ,63 ,66 ,67 ,68 ,69 ,71 ,72 ,73 ,74 ,75 ,78 ,79 ,80 ,82 ,83 ,84 ,85 ,90 ,91 ,414 ,416 ,439 ,816 ,1131 ,1135 ,1136 ,1137 ,1140 ,1141 ,1142 ,1143 ,1144 ,1145 ,1147 ,1148 ,1149 ,1150 ,1167 ,1169 ,1170 ,1172 ,1173 ,1175 ,1483 ,1484 ,1487 ,1489 ,1490 ,1491 ,1492 ,1494 ,1495 ,1496 ,1498 ,1499 ,1500 ,1503 ,1504 ,1505 ,1507 ,1508 ,1509 ,1511 ,1512 ,1513 ,1514 ,1515 ,1518 ,1519 ,1520 ,1521 ,1522 ,1524 ,1529 ,1535 ,1536
VOLKSWAGEN	030105591	405001-00-4 405002-00-4 405012-00-4	24 ,62 ,63 ,66 ,67 ,68 ,69 ,71 ,72 ,73 ,74 ,75 ,78 ,79 ,80 ,82 ,83 ,84 ,85 ,90 ,91 ,414 ,416 ,439 ,816 ,1131 ,1135 ,1136 ,1137 ,1140 ,1141 ,1142 ,1143 ,1144 ,1145 ,1147 ,1148 ,1149 ,1150 ,1167 ,1169 ,1170 ,1172 ,1173 ,1175 ,1483 ,1484 ,1487 ,1489 ,1490 ,1491 ,1492 ,1494 ,1495 ,1496 ,1498 ,1499 ,1500 ,1503 ,1504 ,1505 ,1507 ,1508 ,1509 ,1511 ,1512 ,1513 ,1514 ,1515 ,1518 ,1519 ,1520 ,1521 ,1522 ,1524 ,1529 ,1535 ,1536
VOLKSWAGEN	030105591A	405014-00-4	64 ,70 ,1129 ,1130 ,1131 ,1132 ,1133 ,1134 ,1167 ,1168 ,1169 ,1172 ,1181 ,1480 ,1481 ,1482 ,1487 ,1488 ,1489 ,1490 ,1491 ,1492 ,1493 ,1502 ,1523 ,1528 ,1534
VOLKSWAGEN	030105597	405012-25-4	65 ,66 ,67 ,68 ,69 ,70 ,72 ,73 ,74 ,75 ,76 ,77 ,78 ,79 ,80 ,85 ,86 ,90 ,414 ,415 ,1131 ,1134 ,1135 ,1136 ,1137 ,1139 ,1140 ,1141 ,1143 ,1144 ,1145 ,1149 ,1150 ,1151 ,1167 ,1169 ,1170 ,1171 ,1172 ,1173 ,1175 ,1177 ,1480 ,1481 ,1486 ,1487 ,1489 ,1490 ,1491 ,1492 ,1496 ,1497 ,1498 ,1499 ,1500 ,1501 ,1502 ,1503 ,1505 ,1506 ,1507 ,1509 ,1510 ,1512 ,1513 ,1514 ,1515 ,1516 ,1519 ,1520 ,1521 ,1522 ,1524 ,1528 ,1529 ,1530 ,1531 ,1534 ,1535 ,1536
VOLKSWAGEN	030105701G	435008-00-4	61 ,63 ,1130 ,1480 ,1481 ,1482 ,1483 ,1484 ,1495
VOLKSWAGEN	030105701Q	435011-00-4	1129 ,1130 ,1167 ,1480 ,1481 ,1482
VOLKSWAGEN	030105701T	435011-00-4	1129 ,1130 ,1167 ,1480 ,1481 ,1482
VOLKSWAGEN	030105707G	435008-25-4	61 ,63 ,1130 ,1480 ,1481 ,1482 ,1483 ,1484 ,1495
VOLKSWAGEN	030105707H	435011-25-4	1129 ,1130 ,1167 ,1480 ,1481 ,1482
VOLKSWAGEN	030105707K	435011-25-4	1129 ,1130 ,1167 ,1480 ,1481 ,1482
VOLKSWAGEN	030105713G	435008-50-4	61 ,63 ,1130 ,1480 ,1481 ,1482 ,1483 ,1484 ,1495
VOLKSWAGEN	030105719G	435008-75-4	61 ,63 ,1130 ,1480 ,1481 ,1482 ,1483 ,1484 ,1495
VOLKSWAGEN	031105701A	435008-00-4	61 ,63 ,1130 ,1480 ,1481 ,1482 ,1483 ,1484 ,1495
VOLKSWAGEN	032105701	435003-00-4 435010-00-4	76 ,78 ,79 ,85 ,86 ,90 ,91 ,1132 ,1133 ,1141 ,1145 ,1146 ,1151 ,1173 ,1175 ,1177 ,1488 ,1489 ,1490 ,1506 ,1510 ,1515 ,1519 ,1520 ,1521 ,1523 ,1535
VOLKSWAGEN	032105701C	435013-00-4	64 ,1131 ,1132 ,1133 ,1167 ,1168 ,1487 ,1488 ,1489 ,1490 ,1492
VOLKSWAGEN	032105701D	435003-00-4 435013-00-4	76 ,78 ,79 ,85 ,86 ,90 ,91 ,1132 ,1133 ,1141 ,1145 ,1146 ,1151 ,1173 ,1175 ,1177 ,1488 ,1489 ,1490 ,1506 ,1510 ,1515 ,1519 ,1520 ,1521 ,1523 ,1535
VOLKSWAGEN	032105701F	435003-00-4	76 ,78 ,79 ,85 ,86 ,90 ,91 ,1132 ,1133 ,1141 ,1145 ,1146 ,1151 ,1173 ,1175 ,1177 ,1488 ,1489 ,1490 ,1506 ,1510 ,1515 ,1519 ,1520 ,1521 ,1523 ,1535
VOLKSWAGEN	032105701H	435003-00-4 435013-00-4	76 ,78 ,79 ,85 ,86 ,90 ,91 ,1132 ,1133 ,1141 ,1145 ,1146 ,1151 ,1173 ,1175 ,1177 ,1488 ,1489 ,1490 ,1506 ,1510 ,1515 ,1519 ,1520 ,1521 ,1523 ,1535
VOLKSWAGEN	032105701L	435003-00-4	76 ,78 ,79 ,85 ,86 ,90 ,91 ,1132 ,1133 ,1141 ,1145 ,1146 ,1151 ,1173 ,1175 ,1177 ,1488 ,1489 ,1490 ,1506 ,1510 ,1515 ,1519 ,1520 ,1521 ,1523 ,1535
VOLKSWAGEN	032105707	435010-25-4	1491
VOLKSWAGEN	033105701	435006-00-4	64 ,65 ,66 ,67 ,71 ,1136 ,1137 ,1169 ,1171 ,1485 ,1486 ,1489 ,1494 ,1496 ,1498 ,1499 ,1500 ,1503 ,1534
VOLKSWAGEN	033105707	435006-25-4	64 ,65 ,66 ,67 ,71 ,1136 ,1137 ,1169 ,1171 ,1485 ,1486 ,1489 ,1494 ,1496 ,1498 ,1499 ,1500 ,1503 ,1534
VOLKSWAGEN	033105713	435006-50-4	64 ,65 ,66 ,67 ,71 ,1136 ,1137 ,1169 ,1171 ,1485 ,1486 ,1489 ,1494 ,1496 ,1498 ,1499 ,1500 ,1503 ,1534
VOLKSWAGEN	033105719	435006-75-4	64 ,65 ,66 ,67 ,71 ,1136 ,1137 ,1169 ,1171 ,1485 ,1486 ,1489 ,1494 ,1496 ,1498 ,1499 ,1500 ,1503 ,1534
VOLKSWAGEN	034105701	435002-00-4 435002-00-5	62 ,72 ,73 ,74 ,75 ,76 ,77 ,78 ,82 ,83 ,84 ,85 ,1140 ,1141 ,1142 ,1143 ,1144 ,1147 ,1148 ,1149 ,1150 ,1172 ,1173 ,1177 ,1483 ,1489 ,1505 ,1506 ,1507 ,1508 ,1509 ,1510 ,1511 ,1512 ,1513 ,1514 ,1515 ,1518 ,1519 ,1520 ,1521 ,1522 ,1529 ,1530 ,1536



OE- Reference

OE- Manu.	Reference-No.	SM-No.	On Page
VOLKSWAGEN	034105701	435002-00-4 435002-00-5	62,72,73,74,75,76,77,78,82,83,84,85,1140,1141,1142,1143,1144,1147,1148,1149,1150,1172,1173,1177,1483,1489,1505,1506,1507,1508,1509,1510,1511,1512,1513,1514,1515,1518,1519,1520,1521,1522,1529,1530,1536
VOLKSWAGEN	034105707	435002-25-4 435002-25-5	62,72,73,74,75,76,77,78,82,83,84,85,1140,1141,1142,1143,1144,1147,1148,1149,1150,1172,1173,1177,1483,1489,1505,1506,1507,1508,1509,1510,1511,1512,1513,1514,1515,1518,1519,1520,1521,1522,1529,1530,1536
VOLKSWAGEN	034105713	435002-50-4	62,72,73,74,75,76,77,78,82,83,84,85,1140,1141,1142,1143,1144,1147,1148,1149,1150,1172,1173,1177,1483,1489,1505,1506,1507,1508,1509,1510,1511,1512,1513,1514,1515,1518,1519,1520,1521,1522,1529,1530,1536
VOLKSWAGEN	034198501	435002-00-4	62,72,73,74,75,76,77,78,82,83,84,85,1140,1141,1142,1143,1144,1147,1148,1149,1150,1172,1173,1177,1483,1489,1505,1506,1507,1508,1509,1510,1511,1512,1513,1514,1515,1518,1519,1520,1521,1522,1529,1530,1536
VOLKSWAGEN	035105707	435006-25-4	64,65,66,67,71,1136,1137,1169,1171,1485,1486,1489,1494,1496,1498,1499,1500,1503,1534
VOLKSWAGEN	036105561C	405014-00-4	64,70,1129,1130,1131,1132,1133,1134,1167,1168,1169,1172,1181,1480,1481,1482,1487,1488,1489,1490,1491,1492,1493,1502,1523,1528,1534
VOLKSWAGEN	036105591C	405014-00-4	64,70,1129,1130,1131,1132,1133,1134,1167,1168,1169,1172,1181,1480,1481,1482,1487,1488,1489,1490,1491,1492,1493,1502,1523,1528,1534
VOLKSWAGEN	036105701AB	435014-00-4	64,1133,1134,1168,1488,1492,1493,1534
VOLKSWAGEN	036105701AE	435019-00-3 435019-00-4	1133,1168,1493
VOLKSWAGEN	036105701AG	435019-00-3	1133,1168,1493
VOLKSWAGEN	036105701AH	435019-00-3	1133,1168,1493
VOLKSWAGEN	036105701AJ	435019-00-3	1133,1168,1493
VOLKSWAGEN	036105701B	435003-00-4 435013-00-4	76,78,79,85,86,90,91,1132,1133,1141,1145,1146,1151,1173,1175,1177,1488,1489,1490,1506,1510,1515,1519,1520,1521,1523,1535
VOLKSWAGEN	036105701C	435003-00-4 435013-00-4	76,78,79,85,86,90,91,1132,1133,1141,1145,1146,1151,1173,1175,1177,1488,1489,1490,1506,1510,1515,1519,1520,1521,1523,1535
VOLKSWAGEN	036105701F	435013-00-4	64,1131,1132,1133,1167,1168,1487,1488,1489,1490,1492
VOLKSWAGEN	036105701G	435003-00-4	76,78,79,85,86,90,91,1132,1133,1141,1145,1146,1151,1173,1175,1177,1488,1489,1490,1506,1510,1515,1519,1520,1521,1523,1535
VOLKSWAGEN	036105701M	435003-00-4	76,78,79,85,86,90,91,1132,1133,1141,1145,1146,1151,1173,1175,1177,1488,1489,1490,1506,1510,1515,1519,1520,1521,1523,1535
VOLKSWAGEN	036105701S	435014-00-4	64,1133,1134,1168,1488,1492,1493,1534
VOLKSWAGEN	036198491	405014-00-4	64,70,1129,1130,1131,1132,1133,1134,1167,1168,1169,1172,1181,1480,1481,1482,1487,1488,1489,1490,1491,1492,1493,1502,1523,1528,1534
VOLKSWAGEN	036198491A	405014-00-4	64,70,1129,1130,1131,1132,1133,1134,1167,1168,1169,1172,1181,1480,1481,1482,1487,1488,1489,1490,1491,1492,1493,1502,1523,1528,1534
VOLKSWAGEN	038103673A	465001-00-5	69,70,81,413,415,1135,1137,1138,1139,1142,1170,1171,1174,1497,1498,1501,1516,1517,1528,1535
VOLKSWAGEN	038105561A	405021-00-4	69,70,80,81,413,415,422,556,628,781,782,1134,1135,1138,1139,1142,1146,1170,1171,1174,1176,1497,1498,1499,1501,1502,1510,1516,1517,1518,1530,1535,1536,1537
VOLKSWAGEN	038105561AB	405021-00-4	69,70,80,81,413,415,422,556,628,781,782,1134,1135,1138,1139,1142,1146,1170,1171,1174,1176,1497,1498,1499,1501,1502,1510,1516,1517,1518,1530,1535,1536,1537
VOLKSWAGEN	038105561AM	405021-00-4	69,70,80,81,413,415,422,556,628,781,782,1134,1135,1138,1139,1142,1146,1170,1171,1174,1176,1497,1498,1499,1501,1502,1510,1516,1517,1518,1530,1535,1536,1537
VOLKSWAGEN	038105591A	405021-00-4	69,70,80,81,413,415,422,556,628,781,782,1134,1135,1138,1139,1142,1146,1170,1171,1174,1176,1497,1498,1499,1501,1502,1510,1516,1517,1518,1530,1535,1536,1537
VOLKSWAGEN	038105591AC	405021-00-4	69,70,80,81,413,415,422,556,628,781,782,1134,1135,1138,1139,1142,1146,1170,1171,1174,1176,1497,1498,1499,1501,1502,1510,1516,1517,1518,1530,1535,1536,1537
VOLKSWAGEN	038105591AM	405021-00-4	69,70,80,81,413,415,422,556,628,781,782,1134,1135,1138,1139,1142,1146,1170,1171,1174,1176,1497,1498,1499,1501,1502,1510,1516,1517,1518,1530,1535,1536,1537
VOLKSWAGEN	038105701A	435017-00-4 435017-00-5	69,80,81,413,415,782,1135,1138,1142,1146,1171,1174,1176,1497,1501,1510,1516,1517,1531,1535,1537
VOLKSWAGEN	038105701B	435017-00-4 435017-00-5	69,80,81,413,415,782,1135,1138,1142,1146,1171,1174,1176,1497,1501,1510,1516,1517,1531,1535,1537
VOLKSWAGEN	038105701C	435017-00-4 435017-00-5	69,80,81,413,415,782,1135,1138,1142,1146,1171,1174,1176,1497,1501,1510,1516,1517,1531,1535,1537
VOLKSWAGEN	038105701D	435017-00-4 435017-00-5	69,80,81,413,415,782,1135,1138,1142,1146,1171,1174,1176,1497,1501,1510,1516,1517,1531,1535,1537

OE- Reference



OE- Manu.	Reference-No.	SM-No.	On Page
VOLKSWAGEN	038105701D	435017-00-4 435017-00-5	69,80,81,413,415,782,1135,1138,1142,1146,1171,1174,1176,1497,1501,1510,1516,1517,1531,1535,1537
VOLKSWAGEN	038105701J	435017-00-4 435017-00-5	69,80,81,413,415,782,1135,1138,1142,1146,1171,1174,1176,1497,1501,1510,1516,1517,1531,1535,1537
VOLKSWAGEN	038105701K	435017-00-4 435017-00-5	69,80,81,413,415,782,1135,1138,1142,1146,1171,1174,1176,1497,1501,1510,1516,1517,1531,1535,1537
VOLKSWAGEN	03C105561C	405014-00-4	64,70,1129,1130,1131,1132,1133,1134,1167,1168,1169,1172,1181,1480,1481,1482,1487,1488,1489,1490,1491,1492,1493,1502,1523,1528,1534
VOLKSWAGEN	03C105591C	405014-00-4	64,70,1129,1130,1131,1132,1133,1134,1167,1168,1169,1172,1181,1480,1481,1482,1487,1488,1489,1490,1491,1492,1493,1502,1523,1528,1534
VOLKSWAGEN	03C105701	435014-00-4	64,1133,1134,1168,1488,1492,1493,1534
VOLKSWAGEN	03C105701D	435014-00-4	64,1133,1134,1168,1488,1492,1493,1534
VOLKSWAGEN	03D105561F	405003-00-3	1133,1167,1168,1492,1493
VOLKSWAGEN	03D105561G	405003-00-3	1133,1167,1168,1492,1493
VOLKSWAGEN	03D105591F	405003-00-3	1133,1167,1168,1492,1493
VOLKSWAGEN	03D105591G	405003-00-3	1133,1167,1168,1492,1493
VOLKSWAGEN	03F105561A	405025-00-4	62,1129,1167,1482
VOLKSWAGEN	03F105591A	405025-00-4	62,1129,1167,1482
VOLKSWAGEN	03G103651	465003-00-10	80,782,1146,1174,1510
VOLKSWAGEN	03G103652	465003-00-10	80,782,1146,1174,1510
VOLKSWAGEN	03G103652A	465003-00-10	80,782,1146,1174,1510
VOLKSWAGEN	045105701	435016-00-4	69,70,415,1134,1135,1137,1138,1139,1170,1171,1497,1498,1501,1502,1517,1528
VOLKSWAGEN	045105701A	435016-00-4	69,70,415,1134,1135,1137,1138,1139,1170,1171,1497,1498,1501,1502,1517,1528
VOLKSWAGEN	045105701B	435016-00-4	69,70,415,1134,1135,1137,1138,1139,1170,1171,1497,1498,1501,1502,1517,1528
VOLKSWAGEN	045105701C	435016-00-4	69,70,415,1134,1135,1137,1138,1139,1170,1171,1497,1498,1501,1502,1517,1528
VOLKSWAGEN	048105701	435002-00-4 435002-00-5	62,72,73,74,75,76,77,78,82,83,84,85,1140,1141,1142,1143,1144,1147,1148,1149,1150,1172,1173,1177,1483,1489,1505,1506,1507,1508,1509,1510,1511,1512,1513,1514,1515,1518,1519,1520,1521,1522,1529,1530,1536
VOLKSWAGEN	050105561	405015-00-4	74,78,79,1146,1176,1506,1507,1517,1529
VOLKSWAGEN	050105591	405015-00-4	74,78,79,1146,1176,1506,1507,1517,1529
VOLKSWAGEN	050105701	435021-00-4	78,79,1146,1176,1507,1515,1517,1529,1535
VOLKSWAGEN	050105701A	435021-00-4	78,79,1146,1176,1507,1515,1517,1529,1535
VOLKSWAGEN	050105701C	435021-00-4	78,79,1146,1176,1507,1515,1517,1529,1535
VOLKSWAGEN	050105701D	435021-00-4	78,79,1146,1176,1507,1515,1517,1529,1535
VOLKSWAGEN	052105561	405001-00-4 405002-00-4 405018-00-4	24,62,63,66,67,68,69,71,72,73,74,75,78,79,80,82,83,84,85,90,91,414,416,439,816,1131,1135,1136,1137,1140,1141,1142,1143,1144,1145,1147,1148,1149,1150,1167,1169,1170,1172,1173,1175,1483,1484,1487,1489,1490,1491,1492,1494,1495,1496,1498,1499,1500,1503,1504,1505,1507,1508,1509,1511,1512,1513,1514,1515,1518,1519,1520,1521,1522,1524,1529,1535,1536
VOLKSWAGEN	052105561A	405001-00-4 405012-00-4 405018-00-4	24,62,63,66,67,68,69,71,72,73,74,75,78,79,80,82,83,84,85,90,91,414,416,439,816,1131,1135,1136,1137,1140,1141,1142,1143,1144,1145,1147,1148,1149,1150,1167,1169,1170,1172,1173,1175,1483,1484,1487,1489,1490,1491,1492,1494,1495,1496,1498,1499,1500,1503,1504,1505,1507,1508,1509,1511,1512,1513,1514,1515,1518,1519,1520,1521,1522,1524,1529,1535,1536
VOLKSWAGEN	052105567	405001-25-4 405002-25-4	24,62,63,66,67,68,69,71,72,73,74,75,78,79,80,82,83,84,85,90,91,414,416,439,816,1131,1135,1136,1137,1140,1141,1142,1143,1144,1145,1147,1148,1149,1150,1167,1169,1170,1172,1173,1175,1483,1484,1487,1489,1490,1491,1492,1494,1495,1496,1498,1499,1500,1503,1504,1505,1507,1508,1509,1511,1512,1513,1514,1515,1518,1519,1520,1521,1522,1524,1529,1535,1536
VOLKSWAGEN	052105567A	405012-25-4	65,66,67,68,69,70,72,73,74,75,76,77,78,79,80,85,86,90,414,415,1131,1134,1135,1136,1137,1139,1140,1141,1143,1144,1145,1149,1150,1151,1167,1169,1170,1171,1172,1173,1175,1177,1480,1481,1486,1487,1489,1490,1491,1492,1496,1497,1498,1499,1500,1501,1502,1503,1505,1506,1507,1509,1510,1512,1513,1514,1515,1516,1519,1520,1521,1522,1524,1528,1529,1530,1531,1534,1535,1536
VOLKSWAGEN	052105573	405001-50-4 405002-50-4	24,62,63,66,67,68,69,71,72,73,74,75,78,79,80,82,83,84,85,90,91,414,416,439,816,1131,1135,1136,1137,1140,1141,1142,1143,1144,1145,1147,1148,1149,1150,1167,1169,1170,1172,1173,1175,1483,1484,1487,1489,1490,1491,1492,1494,1495,1496,1498,1499,1500,1503,1504,1505,1507,1508,1509,1511,1512,1513,1514,1515,1518,1519,1520,1521,1522,1524,1529,1535,1536

OE- Reference



OE- Manu.	Reference-No.	SM-No.	On Page
VOLKSWAGEN	068105597A	405001-25-4 405002-25-4 405012-25-4	24 ,62 ,63 ,66 ,67 ,68 ,69 ,71 ,72 ,73 ,74 ,75 ,78 ,79 ,80 ,82 ,83 ,84 ,85 ,90 ,91 ,414 ,416 ,439 ,816 ,1131 ,1135 ,1136 ,1137 ,1140 ,1141 ,1142 ,1143 ,1144 ,1145 ,1147 ,1148 ,1149 ,1150 ,1167 ,1169 ,1170 ,1172 ,1173 ,1175 ,1483 ,1484 ,1487 ,1489 ,1490 ,1491 ,1492 ,1494 ,1495 ,1496 ,1498 ,1499 ,1500 ,1503 ,1504 ,1505 ,1507 ,1508 ,1509 ,1511 ,1512 ,1513 ,1514 ,1515 ,1518 ,1519 ,1520 ,1521 ,1522 ,1524 ,1529 ,1535 ,1536
VOLKSWAGEN	068105603A	405001-50-4 405002-50-4 405012-50-4	24 ,62 ,63 ,66 ,67 ,68 ,69 ,71 ,72 ,73 ,74 ,75 ,78 ,79 ,80 ,82 ,83 ,84 ,85 ,90 ,91 ,414 ,416 ,439 ,816 ,1131 ,1135 ,1136 ,1137 ,1140 ,1141 ,1142 ,1143 ,1144 ,1145 ,1147 ,1148 ,1149 ,1150 ,1167 ,1169 ,1170 ,1172 ,1173 ,1175 ,1483 ,1484 ,1487 ,1489 ,1490 ,1491 ,1492 ,1494 ,1495 ,1496 ,1498 ,1499 ,1500 ,1503 ,1504 ,1505 ,1507 ,1508 ,1509 ,1511 ,1512 ,1513 ,1514 ,1515 ,1518 ,1519 ,1520 ,1521 ,1522 ,1524 ,1529 ,1535 ,1536
VOLKSWAGEN	068198491	405001-00-4 405002-00-4 405008-00-4 405012-00-4	24 ,62 ,63 ,66 ,67 ,68 ,69 ,71 ,72 ,73 ,74 ,75 ,78 ,79 ,80 ,82 ,83 ,84 ,85 ,90 ,91 ,414 ,416 ,439 ,816 ,1131 ,1135 ,1136 ,1137 ,1140 ,1141 ,1142 ,1143 ,1144 ,1145 ,1147 ,1148 ,1149 ,1150 ,1167 ,1169 ,1170 ,1172 ,1173 ,1175 ,1483 ,1484 ,1487 ,1489 ,1490 ,1491 ,1492 ,1494 ,1495 ,1496 ,1498 ,1499 ,1500 ,1503 ,1504 ,1505 ,1507 ,1508 ,1509 ,1511 ,1512 ,1513 ,1514 ,1515 ,1518 ,1519 ,1520 ,1521 ,1522 ,1524 ,1529 ,1535 ,1536
VOLKSWAGEN	068198493	405008-25-4 405012-25-4	61 ,62 ,63 ,64 ,65 ,66 ,67 ,71 ,81 ,83 ,84 ,1147 ,1480 ,1482 ,1483 ,1484 ,1485 ,1486 ,1493 ,1494 ,1495 ,1496 ,1502 ,1503 ,1504 ,1511
VOLKSWAGEN	068198495	405008-50-4 405012-50-4	61 ,62 ,63 ,64 ,65 ,66 ,67 ,71 ,81 ,83 ,84 ,1147 ,1480 ,1482 ,1483 ,1484 ,1485 ,1486 ,1493 ,1494 ,1495 ,1496 ,1502 ,1503 ,1504 ,1511
VOLKSWAGEN	068198497	405008-75-4 405012-75-4	61 ,62 ,63 ,64 ,65 ,66 ,67 ,71 ,81 ,83 ,84 ,1147 ,1480 ,1482 ,1483 ,1484 ,1485 ,1486 ,1493 ,1494 ,1495 ,1496 ,1502 ,1503 ,1504 ,1511
VOLKSWAGEN	068198501	435006-00-4	64 ,65 ,66 ,67 ,71 ,1136 ,1137 ,1169 ,1171 ,1485 ,1486 ,1489 ,1494 ,1496 ,1498 ,1499 ,1500 ,1503 ,1534
VOLKSWAGEN	068198503	435006-25-4	64 ,65 ,66 ,67 ,71 ,1136 ,1137 ,1169 ,1171 ,1485 ,1486 ,1489 ,1494 ,1496 ,1498 ,1499 ,1500 ,1503 ,1534
VOLKSWAGEN	068198507	435006-75-4	64 ,65 ,66 ,67 ,71 ,1136 ,1137 ,1169 ,1171 ,1485 ,1486 ,1489 ,1494 ,1496 ,1498 ,1499 ,1500 ,1503 ,1534
VOLKSWAGEN	069105701A	435006-00-4	64 ,65 ,66 ,67 ,71 ,1136 ,1137 ,1169 ,1171 ,1485 ,1486 ,1489 ,1494 ,1496 ,1498 ,1499 ,1500 ,1503 ,1534
VOLKSWAGEN	069105707A	435006-25-4	64 ,65 ,66 ,67 ,71 ,1136 ,1137 ,1169 ,1171 ,1485 ,1486 ,1489 ,1494 ,1496 ,1498 ,1499 ,1500 ,1503 ,1534
VOLKSWAGEN	069105713A	435006-50-4	64 ,65 ,66 ,67 ,71 ,1136 ,1137 ,1169 ,1171 ,1485 ,1486 ,1489 ,1494 ,1496 ,1498 ,1499 ,1500 ,1503 ,1534
VOLKSWAGEN	069105719A	435006-75-4	64 ,65 ,66 ,67 ,71 ,1136 ,1137 ,1169 ,1171 ,1485 ,1486 ,1489 ,1494 ,1496 ,1498 ,1499 ,1500 ,1503 ,1534
VOLKSWAGEN	069198501	435006-00-4	64 ,65 ,66 ,67 ,71 ,1136 ,1137 ,1169 ,1171 ,1485 ,1486 ,1489 ,1494 ,1496 ,1498 ,1499 ,1500 ,1503 ,1534
VOLKSWAGEN	069198505	435006-50-4	64 ,65 ,66 ,67 ,71 ,1136 ,1137 ,1169 ,1171 ,1485 ,1486 ,1489 ,1494 ,1496 ,1498 ,1499 ,1500 ,1503 ,1534
VOLKSWAGEN	06A105637A	415002-00-1	64 ,70 ,73 ,75 ,76 ,78 ,85 ,86 ,87 ,91 ,584 ,1129 ,1130 ,1132 ,1133 ,1138 ,1139 ,1141 ,1144 ,1149 ,1151 ,1168 ,1170 ,1172 ,1173 ,1177 ,1481 ,1482 ,1488 ,1490 ,1492 ,1493 ,1499 ,1500 ,1506 ,1507 ,1510 ,1512 ,1521 ,1523 ,1534
VOLKSWAGEN	06B105561	405005-00-4	73 ,74 ,75 ,76 ,77 ,78 ,79 ,80 ,85 ,86 ,87 ,90 ,91 ,584 ,1140 ,1141 ,1143 ,1144 ,1145 ,1146 ,1149 ,1150 ,1151 ,1172 ,1173 ,1175 ,1177 ,1505 ,1506 ,1507 ,1509 ,1510 ,1512 ,1513 ,1514 ,1515 ,1516 ,1519 ,1520 ,1521 ,1522 ,1523 ,1529 ,1530
VOLKSWAGEN	06B105591	405005-00-4	73 ,74 ,75 ,76 ,77 ,78 ,79 ,80 ,85 ,86 ,87 ,90 ,91 ,584 ,1140 ,1141 ,1143 ,1144 ,1145 ,1146 ,1149 ,1150 ,1151 ,1172 ,1173 ,1175 ,1177 ,1505 ,1506 ,1507 ,1509 ,1510 ,1512 ,1513 ,1514 ,1515 ,1516 ,1519 ,1520 ,1521 ,1522 ,1523 ,1529 ,1530
VOLKSWAGEN	06B105701E	435003-00-4	76 ,78 ,79 ,85 ,86 ,90 ,91 ,1132 ,1133 ,1141 ,1145 ,1146 ,1151 ,1173 ,1175 ,1177 ,1488 ,1489 ,1490 ,1506 ,1510 ,1515 ,1519 ,1520 ,1521 ,1523 ,1535
VOLKSWAGEN	06B105701F	435003-00-4	76 ,78 ,79 ,85 ,86 ,90 ,91 ,1132 ,1133 ,1141 ,1145 ,1146 ,1151 ,1173 ,1175 ,1177 ,1488 ,1489 ,1490 ,1506 ,1510 ,1515 ,1519 ,1520 ,1521 ,1523 ,1535
VOLKSWAGEN	06B198701A	435021-00-4	78 ,79 ,1146 ,1176 ,1507 ,1515 ,1517 ,1529 ,1535
VOLKSWAGEN	06B198701B	435021-00-4	78 ,79 ,1146 ,1176 ,1507 ,1515 ,1517 ,1529 ,1535
VOLKSWAGEN	06D105701A	435003-00-4	76 ,78 ,79 ,85 ,86 ,90 ,91 ,1132 ,1133 ,1141 ,1145 ,1146 ,1151 ,1173 ,1175 ,1177 ,1488 ,1489 ,1490 ,1506 ,1510 ,1515 ,1519 ,1520 ,1521 ,1523 ,1535
VOLKSWAGEN	06D105701B	435003-00-4	76 ,78 ,79 ,85 ,86 ,90 ,91 ,1132 ,1133 ,1141 ,1145 ,1146 ,1151 ,1173 ,1175 ,1177 ,1488 ,1489 ,1490 ,1506 ,1510 ,1515 ,1519 ,1520 ,1521 ,1523 ,1535
VOLKSWAGEN	06D105701K	435003-00-4	76 ,78 ,79 ,85 ,86 ,90 ,91 ,1132 ,1133 ,1141 ,1145 ,1146 ,1151 ,1173 ,1175 ,1177 ,1488 ,1489 ,1490 ,1506 ,1510 ,1515 ,1519 ,1520 ,1521 ,1523 ,1535
VOLKSWAGEN	06H105561C	405022-00-4	86 ,87 ,91 ,1149 ,1152 ,1178 ,1181 ,1519 ,1524 ,1530 ,1531
VOLKSWAGEN	06H105561F	405023-00-4	86 ,91 ,584 ,1149 ,1151 ,1176 ,1178 ,1181 ,1519 ,1520 ,1521 ,1530 ,1537
VOLKSWAGEN	06H105561J	405023-00-4	86 ,91 ,584 ,1149 ,1151 ,1176 ,1178 ,1181 ,1519 ,1520 ,1521 ,1530 ,1537
VOLKSWAGEN	06H105561K	405022-00-4	86 ,87 ,91 ,1149 ,1152 ,1178 ,1181 ,1519 ,1524 ,1530 ,1531
VOLKSWAGEN	06H105561L	405023-00-4	86 ,91 ,584 ,1149 ,1151 ,1176 ,1178 ,1181 ,1519 ,1520 ,1521 ,1530 ,1537
VOLKSWAGEN	06H105561M	405022-00-4	86 ,87 ,91 ,1149 ,1152 ,1178 ,1181 ,1519 ,1524 ,1530 ,1531
VOLKSWAGEN	06H105591C	405022-00-4	86 ,87 ,91 ,1149 ,1152 ,1178 ,1181 ,1519 ,1524 ,1530 ,1531



OE- Reference

OE- Manu.	Reference-No.	SM-No.	On Page
VOLKSWAGEN	06H105591C	405022-00-4	86 ,87 ,91 ,1149 ,1152 ,1178 ,1181 ,1519 ,1524 ,1530 ,1531
VOLKSWAGEN	06H105591E	405023-00-4	86 ,91 ,584 ,1149 ,1151 ,1176 ,1178 ,1181 ,1519 ,1520 ,1521 ,1530 ,1537
VOLKSWAGEN	06H105591J	405023-00-4	86 ,91 ,584 ,1149 ,1151 ,1176 ,1178 ,1181 ,1519 ,1520 ,1521 ,1530 ,1537
VOLKSWAGEN	06H105591K	405022-00-4	86 ,87 ,91 ,1149 ,1152 ,1178 ,1181 ,1519 ,1524 ,1530 ,1531
VOLKSWAGEN	06H105591L	405023-00-4	86 ,91 ,584 ,1149 ,1151 ,1176 ,1178 ,1181 ,1519 ,1520 ,1521 ,1530 ,1537
VOLKSWAGEN	06H105591M	405022-00-4	86 ,87 ,91 ,1149 ,1152 ,1178 ,1181 ,1519 ,1524 ,1530 ,1531
VOLKSWAGEN	06H105701C	435029-00-4	86 ,87 ,91 ,1149 ,1151 ,1176 ,1178 ,1181 ,1519 ,1521 ,1530 ,1531 ,1537
VOLKSWAGEN	06H105701D	435029-00-4	86 ,87 ,91 ,1149 ,1151 ,1176 ,1178 ,1181 ,1519 ,1521 ,1530 ,1531 ,1537
VOLKSWAGEN	06H105701E	435029-00-4	86 ,87 ,91 ,1149 ,1151 ,1176 ,1178 ,1181 ,1519 ,1521 ,1530 ,1531 ,1537
VOLKSWAGEN	06H105701G	435029-00-4	86 ,87 ,91 ,1149 ,1151 ,1176 ,1178 ,1181 ,1519 ,1521 ,1530 ,1531 ,1537
VOLKSWAGEN	06H105701L	435029-00-4	86 ,87 ,91 ,1149 ,1151 ,1176 ,1178 ,1181 ,1519 ,1521 ,1530 ,1531 ,1537
VOLKSWAGEN	06H105701P	435030-00-4	86 ,87 ,91 ,584 ,1151 ,1152 ,1178 ,1521 ,1523 ,1524 ,1530 ,1537
VOLKSWAGEN	06H105701R	435029-00-4	86 ,87 ,91 ,1149 ,1151 ,1176 ,1178 ,1181 ,1519 ,1521 ,1530 ,1531 ,1537
VOLKSWAGEN	06H105701S	435030-00-4	86 ,87 ,91 ,584 ,1151 ,1152 ,1178 ,1521 ,1523 ,1524 ,1530 ,1537
VOLKSWAGEN	070103673A	465002-00-1	1516 to 1517
VOLKSWAGEN	070103673B	465002-00-1	1516 to 1517
VOLKSWAGEN	070105561B	405010-00-5	1516
VOLKSWAGEN	070105561C	405010-00-5	1516
VOLKSWAGEN	070105561C-007	405020-00-5 405020-25-5 405020-50-5	
VOLKSWAGEN	070105567B	405010-25-5	1516
VOLKSWAGEN	070105591	405010-00-5	1516
VOLKSWAGEN	070105591B	405010-00-5	1516
VOLKSWAGEN	070105591C	405010-00-5	1516
VOLKSWAGEN	070105597B	405010-25-5	1516
VOLKSWAGEN	2U0105325	400803-00-6	232 ,424 ,1220 ,1525
VOLKSWAGEN	32105561	405001-00-4 405012-00-4	24 ,62 ,63 ,66 ,67 ,68 ,69 ,71 ,72 ,73 ,74 ,75 ,78 ,79 ,80 ,82 ,83 ,84 ,85 ,90 ,91 ,414 ,416 ,439 ,816 ,1131 ,1135 ,1136 ,1137 ,1140 ,1141 ,1142 ,1143 ,1144 ,1145 ,1147 ,1148 ,1149 ,1150 ,1167 ,1169 ,1170 ,1172 ,1173 ,1175 ,1483 ,1484 ,1487 ,1489 ,1490 ,1491 ,1492 ,1494 ,1495 ,1496 ,1498 ,1499 ,1500 ,1503 ,1504 ,1505 ,1507 ,1508 ,1509 ,1511 ,1512 ,1513 ,1514 ,1515 ,1518 ,1519 ,1520 ,1521 ,1522 ,1524 ,1529 ,1535 ,1536
VOLKSWAGEN	32105591	405001-00-4 405012-00-4	24 ,62 ,63 ,66 ,67 ,68 ,69 ,71 ,72 ,73 ,74 ,75 ,78 ,79 ,80 ,82 ,83 ,84 ,85 ,90 ,91 ,414 ,416 ,439 ,816 ,1131 ,1135 ,1136 ,1137 ,1140 ,1141 ,1142 ,1143 ,1144 ,1145 ,1147 ,1148 ,1149 ,1150 ,1167 ,1169 ,1170 ,1172 ,1173 ,1175 ,1483 ,1484 ,1487 ,1489 ,1490 ,1491 ,1492 ,1494 ,1495 ,1496 ,1498 ,1499 ,1500 ,1503 ,1504 ,1505 ,1507 ,1508 ,1509 ,1511 ,1512 ,1513 ,1514 ,1515 ,1518 ,1519 ,1520 ,1521 ,1522 ,1524 ,1529 ,1535 ,1536
VOLKSWAGEN	56105591A	405001-00-4 405018-00-4	24 ,62 ,63 ,66 ,67 ,68 ,69 ,71 ,72 ,73 ,74 ,75 ,78 ,79 ,80 ,82 ,83 ,84 ,85 ,90 ,91 ,414 ,416 ,439 ,816 ,1131 ,1135 ,1136 ,1137 ,1140 ,1141 ,1142 ,1143 ,1144 ,1145 ,1147 ,1148 ,1149 ,1150 ,1167 ,1169 ,1170 ,1172 ,1173 ,1175 ,1483 ,1484 ,1487 ,1489 ,1490 ,1491 ,1492 ,1494 ,1495 ,1496 ,1498 ,1499 ,1500 ,1503 ,1504 ,1505 ,1507 ,1508 ,1509 ,1511 ,1512 ,1513 ,1514 ,1515 ,1518 ,1519 ,1520 ,1521 ,1522 ,1524 ,1529 ,1535 ,1536
VOLKSWAGEN	59532450000	405021-00-4	69 ,70 ,80 ,81 ,413 ,415 ,422 ,556 ,628 ,781 ,782 ,1134 ,1135 ,1138 ,1139 ,1142 ,1146 ,1170 ,1171 ,1174 ,1176 ,1497 ,1498 ,1499 ,1501 ,1502 ,1510 ,1516 ,1517 ,1518 ,1530 ,1535 ,1536 ,1537
VOLKSWAGEN	TE3/105701	430803-00-6	232 ,424 ,1220 ,1525
VOLKSWAGEN	TE3105701	430803-00-6	232 ,424 ,1220 ,1525
VOLKSWAGEN	TRA/105701	400803-00-6	232 ,424 ,1220 ,1525
VOLKSWAGEN	ZBA198453A	405008-25-4	61 ,62 ,63 ,64 ,65 ,66 ,67 ,71 ,81 ,83 ,84 ,1147 ,1480 ,1482 ,1483 ,1484 ,1485 ,1486 ,1493 ,1494 ,1495 ,1496 ,1502 ,1503 ,1504 ,1511
VOLKSWAGEN	ZBA198455A	405008-50-4	61 ,62 ,63 ,64 ,65 ,66 ,67 ,71 ,81 ,83 ,84 ,1147 ,1480 ,1482 ,1483 ,1484 ,1485 ,1486 ,1493 ,1494 ,1495 ,1496 ,1502 ,1503 ,1504 ,1511
VOLKSWAGEN	ZBA198457A	405008-75-4	61 ,62 ,63 ,64 ,65 ,66 ,67 ,71 ,81 ,83 ,84 ,1147 ,1480 ,1482 ,1483 ,1484 ,1485 ,1486 ,1493 ,1494 ,1495 ,1496 ,1502 ,1503 ,1504 ,1511
VOLVO	04512755	401509-00-1	273 ,275 ,276 ,303 ,304 ,1064 ,1418
VOLVO	11700325	441504-00-1	278 to 280
VOLVO	1357490	435112-00-4	1408
VOLVO	1357494	435112-25-4	1408
VOLVO	1357803	435112-50-4	1408
VOLVO	1378884	405109-00-4	1408
VOLVO	1378885	405109-00-4	1408

OE- Reference



OE- Manu.	Reference-No.	SM-No.	On Page
VOLVO	1378885	405109-00-4	1408
VOLVO	1378993	405109-00-4	1408
VOLVO	1378994	405109-25-4	1408
VOLVO	1378999	405109-00-4	1408
VOLVO	1545184	405101-00-6	1411 to 1412
VOLVO	1545310	435102-00-6	1411 to 1412
VOLVO	1547739	405103-00-6 405108-00-6	1018 ,1053 ,1414 ,1415 ,1420
VOLVO	1547741	405103-00-6 405108-00-6	1018 ,1053 ,1414 ,1415 ,1420
VOLVO	1547742P51	435111-00-6	1053 ,1414 ,1420
VOLVO	20397164	415104-00-2	1017 ,1018 ,1411 ,1412 ,1413 ,1414 ,1419 ,1420
VOLVO	20405516	401504-00-1	278 ,279 ,280 ,281 ,1410 ,1418 ,1419
VOLVO	20459140	401503-00-6	273 ,275 ,303 ,304
VOLVO	20459147	431504-25-1	273 ,275 ,276 ,303 ,304 ,1418
VOLVO	20459149	411505-00-2	273 ,275 ,276 ,303 ,304 ,1418
VOLVO	20480536	431504-00-1	273 ,275 ,276 ,303 ,304 ,1418
VOLVO	20503200	465101-00-7	1414
VOLVO	20508264	435116-00-6	1018 ,1414 ,1415 ,1420
VOLVO	20530093	435116-00-6	1018 ,1414 ,1415 ,1420
VOLVO	20530094	435116-00-6	1018 ,1414 ,1415 ,1420
VOLVO	20530096	435116-00-6	1018 ,1414 ,1415 ,1420
VOLVO	2053016	405108-00-6	1414
VOLVO	2053089804	405103-00-6	1018 ,1053 ,1414 ,1415 ,1420
VOLVO	20530900	405103-00-6	1018 ,1053 ,1414 ,1415 ,1420
VOLVO	2053090103	405103-00-6	1018 ,1053 ,1414 ,1415 ,1420
VOLVO	20530902	405103-00-6	1018 ,1053 ,1414 ,1415 ,1420
VOLVO	20530916	405103-00-6	1018 ,1053 ,1414 ,1415 ,1420
VOLVO	205309160	405103-00-6	1018 ,1053 ,1414 ,1415 ,1420
VOLVO	20532975	435114-00-6	1017 ,1412 ,1420
VOLVO	20532977	435114-00-6	1017 ,1412 ,1420
VOLVO	20555403	431511-00-1	273 ,275 ,303 ,304
VOLVO	20565150	431503-00-1	278 ,279 ,280 ,1418 ,1419
VOLVO	20578613	405103-00-6	1018 ,1053 ,1414 ,1415 ,1420
VOLVO	20578614	405103-00-6	1018 ,1053 ,1414 ,1415 ,1420
VOLVO	20578619	405103-00-6	1018 ,1053 ,1414 ,1415 ,1420
VOLVO	20578620	405103-00-6	1018 ,1053 ,1414 ,1415 ,1420
VOLVO	20578624	405103-25-6	1018 ,1053 ,1414 ,1415 ,1420
VOLVO	20578625	405103-50-6	1018 ,1053 ,1414 ,1415 ,1420
VOLVO	20580558	435116-00-6	1018 ,1414 ,1415 ,1420
VOLVO	20711963	435116-25-6	1018 ,1414 ,1415 ,1420
VOLVO	20711964	435116-50-6	1018 ,1414 ,1415 ,1420
VOLVO	20766790	431503-00-6 431510-00-1	279 ,280 ,1410
VOLVO	20793673	431506-00-1	280 ,281 ,1050 ,1411 ,1419
VOLVO	20850096	431509-00-1	276 ,1064 ,1418
VOLVO	20850097	431509-25-1	276 ,1064 ,1418
VOLVO	20850106	401509-00-1	273 ,275 ,276 ,303 ,304 ,1064 ,1418
VOLVO	20850116	411506-00-2	273 ,275 ,276 ,303 ,304
VOLVO	20856959	435114-00-6	1017 ,1412 ,1420
VOLVO	20867178	405105-00-6	1017 ,1052 ,1411 ,1412 ,1419 ,1420
VOLVO	20867751	405105-25-6	1017 ,1052 ,1411 ,1412 ,1419 ,1420
VOLVO	20945114	401507-00-6	280 ,281 ,1050 ,1411
VOLVO	20959124	411504-00-2	278 ,279 ,280 ,281 ,1050 ,1410 ,1411
VOLVO	21006103	465103-00-7	
VOLVO	21006109	465103-00-7	
VOLVO	21034608	431506-00-1	280 ,281 ,1050 ,1411 ,1419
VOLVO	21040125	401507-00-6	280 ,281 ,1050 ,1411
VOLVO	21141948	401504-00-1	278 ,279 ,280 ,281 ,1410 ,1418 ,1419



OE- Reference

OE- Manu.	Reference-No.	SM-No.	On Page
VOLVO	21141948	401504-00-1	278 ,279 ,280 ,281 ,1410 ,1418 ,1419
VOLVO	21141955	411504-00-2	278 ,279 ,280 ,281 ,1050 ,1410 ,1411
VOLVO	21234191	401504-25-1	278 ,279 ,280 ,281 ,1410 ,1418 ,1419
VOLVO	21267844	415104-00-2	1017 ,1018 ,1411 ,1412 ,1413 ,1414 ,1419 ,1420
VOLVO	21267847	415104-25-2	1017 ,1018 ,1411 ,1412 ,1413 ,1414 ,1419 ,1420
VOLVO	21610676	435116-00-6	1018 ,1414 ,1415 ,1420
VOLVO	21948261	415104-00-2	1017 ,1018 ,1411 ,1412 ,1413 ,1414 ,1419 ,1420
VOLVO	21980757	435114-25-6	1017 ,1412 ,1420
VOLVO	22967564	401509-00-1	273 ,275 ,276 ,303 ,304 ,1064 ,1418
VOLVO	23070440	405103-00-6	1018 ,1053 ,1414 ,1415 ,1420
VOLVO	23070441	405103-25-6	1018 ,1053 ,1414 ,1415 ,1420
VOLVO	23624058	405103-00-6	1018 ,1053 ,1414 ,1415 ,1420
VOLVO	24049962	435116-00-6	1018 ,1414 ,1415 ,1420
VOLVO	270081	435107-00-6	1408 to 1409
VOLVO	270083	435107-50-6	1408 to 1409
VOLVO	270093	435108-00-6	1409 to 1410
VOLVO	270095	435108-50-6	1409 to 1410
VOLVO	270099	435109-00-6	1411
VOLVO	270100	435109-25-6	1411
VOLVO	270101	435109-50-6	1411
VOLVO	270105	435104-00-6	1413
VOLVO	270106	435104-25-6	1413
VOLVO	270107	435104-50-6	1413
VOLVO	270124	435102-00-6	1411 to 1412
VOLVO	270130	435106-00-6	1413
VOLVO	2701308	435106-00-6	1413
VOLVO	270131	435104-25-6 435106-25-6	1413
VOLVO	270136	435112-00-4	1408
VOLVO	270137	435112-25-4	1408
VOLVO	270138	435112-50-4	1408
VOLVO	27032	435104-50-6	1413
VOLVO	270432	405106-00-6	1409 to 1410
VOLVO	2704328	405106-00-6	1409 to 1410
VOLVO	270433	405106-25-6	1409 to 1410
VOLVO	2704336	405106-25-6	1409 to 1410
VOLVO	270434	405106-50-6	1409 to 1410
VOLVO	2704344	405106-50-6	1409 to 1410
VOLVO	270435	405106-75-6	1409 to 1410
VOLVO	270437	405106-00-6	1409 to 1410
VOLVO	270438	405101-00-6	1411 to 1412
VOLVO	2704385	405101-00-6	1411 to 1412
VOLVO	270439	405101-25-6	1411 to 1412
VOLVO	270439-3	405101-25-6	1411 to 1412
VOLVO	270440	405101-50-6	1411 to 1412
VOLVO	270440-3	405101-50-6	1411 to 1412
VOLVO	270441	405101-75-6	1411 to 1412
VOLVO	270441-9	405101-75-6	1411 to 1412
VOLVO	270449	405104-00-6	1413
VOLVO	270450	405104-25-6	1413
VOLVO	270451	405104-50-6	1413
VOLVO	2704518	405104-50-6	1413
VOLVO	270906	405109-00-4	1408
VOLVO	270907	405109-25-4	1408
VOLVO	271057	435104-00-6	1413
VOLVO	271058	435104-25-6	1413
VOLVO	271059	435104-50-6	1413
VOLVO	271615	435113-00-5	1009 ,1406 ,1407
VOLVO	271618	405110-00-5	1009 ,1404 ,1406 ,1407

OE- Reference



OE- Manu.	Reference-No.	SM-No.	On Page
VOLVO	271618	405110-00-5	1009 ,1404 ,1406 ,1407
VOLVO	271783	435113-25-5	1009 ,1406 ,1407
VOLVO	271784	435113-50-5	1009 ,1406 ,1407
VOLVO	272199	435113-25-5	1009 ,1406 ,1407
VOLVO	272201	435113-50-5	1009 ,1406 ,1407
VOLVO	276134	435111-00-6	1053 ,1414 ,1420
VOLVO	276135	435111-25-6	1053 ,1414 ,1420
VOLVO	276136	435111-50-6	1053 ,1414 ,1420
VOLVO	276615	405103-00-6 405108-00-6	1018 ,1053 ,1414 ,1415 ,1420
VOLVO	276616	405103-25-6	1018 ,1053 ,1414 ,1415 ,1420
VOLVO	276617	405103-50-6	1018 ,1053 ,1414 ,1415 ,1420
VOLVO	276630	465101-00-7	1414
VOLVO	276678	435108-00-6	1409 to 1410
VOLVO	276682	435109-00-6	1411
VOLVO	276754	415106-00-2	1409 to 1410
VOLVO	276758	415101-00-2	1411 to 1412
VOLVO	276759	415101-25-2	1411 to 1412
VOLVO	276760	415101-00-2 415101-50-2	1411 to 1412
VOLVO	276791	415104-00-2	1017 ,1018 ,1411 ,1412 ,1413 ,1414 ,1419 ,1420
VOLVO	276792	415104-25-2	1017 ,1018 ,1411 ,1412 ,1413 ,1414 ,1419 ,1420
VOLVO	276793	415104-50-2	1017 ,1018 ,1411 ,1412 ,1413 ,1414 ,1419 ,1420
VOLVO	2767937	415104-50-2	1017 ,1018 ,1411 ,1412 ,1413 ,1414 ,1419 ,1420
VOLVO	277630	465101-00-7	1414
VOLVO	2797929	415104-25-2	1017 ,1018 ,1411 ,1412 ,1413 ,1414 ,1419 ,1420
VOLVO	30572-1810	405104-25-6	1413
VOLVO	30572-1820	405104-50-6	1413
VOLVO	305721	405104-00-6	1413
VOLVO	305723	405104-00-6	1413
VOLVO	30573-1810	405104-25-6	1413
VOLVO	30573-1820	405104-50-6	1413
VOLVO	305731	405104-00-6	1413
VOLVO	305733	405104-00-6	1413
VOLVO	307793406	405105-00-6	1017 ,1052 ,1411 ,1412 ,1419 ,1420
VOLVO	307793606	405105-00-6	1017 ,1052 ,1411 ,1412 ,1419 ,1420
VOLVO	3093651	415104-00-2	1017 ,1018 ,1411 ,1412 ,1413 ,1414 ,1419 ,1420
VOLVO	3093652	415104-25-2	1017 ,1018 ,1411 ,1412 ,1413 ,1414 ,1419 ,1420
VOLVO	3093653	415104-50-2	1017 ,1018 ,1411 ,1412 ,1413 ,1414 ,1419 ,1420
VOLVO	31862-1025	435104-25-6	1413
VOLVO	31862-1050	435104-50-6	1413
VOLVO	31862-3025	435104-25-6	1413
VOLVO	31862-3050	435104-50-6	1413
VOLVO	318621	435104-00-6	1413
VOLVO	318623	435104-00-6	1413
VOLVO	338131	435106-00-6	1413
VOLVO	338133	435106-00-6	1413
VOLVO	3514000	405109-25-4	1408
VOLVO	3514010	405109-25-4	1408
VOLVO	3514015	405109-25-4	1408
VOLVO	3514287	405109-00-4	1408
VOLVO	3514288	405109-00-4	1408
VOLVO	3531614	435113-00-5	1009 ,1406 ,1407
VOLVO	3547027	435113-50-5	1009 ,1406 ,1407
VOLVO	3547028	435113-25-5	1009 ,1406 ,1407
VOLVO	412230	405106-00-6	1409 to 1410
VOLVO	412250	405106-25-6	1409 to 1410
VOLVO	412251	405106-50-6	1409 to 1410
VOLVO	421084	405106-00-6	1409 to 1410



OE- Reference

OE- Manu.	Reference-No.	SM-No.	On Page
VOLVO	421084	405106-00-6	1409 to 1410
VOLVO	421085	415106-00-2	1409 to 1410
VOLVO	421209	405106-25-6	1409 to 1410
VOLVO	422083	405101-00-6	1411 to 1412
VOLVO	422084	405101-00-6	1411 to 1412
VOLVO	422276	415101-00-2	1411 to 1412
VOLVO	422706	435102-00-6	1411 to 1412
VOLVO	423083	405104-00-6	1413
VOLVO	423084	405104-00-6	1413
VOLVO	423158	435104-00-6	1413
VOLVO	423199	435104-25-6	1413
VOLVO	423200	435104-50-6	1413
VOLVO	423285	415104-00-2	1017 ,1018 ,1411 ,1412 ,1413 ,1414 ,1419 ,1420
VOLVO	465521	435107-00-6	1408 to 1409
VOLVO	466811	435108-00-6	1409 to 1410
VOLVO	466817	405106-00-6	1409 to 1410
VOLVO	466818	405106-25-6	1409 to 1410
VOLVO	466819	405106-50-6	1409 to 1410
VOLVO	466820	405106-75-6	1409 to 1410
VOLVO	466824	405106-00-6	1409 to 1410
VOLVO	466825	405106-25-6	1409 to 1410
VOLVO	467777	435109-00-6	1411
VOLVO	467783	405101-00-6	1411 to 1412
VOLVO	467789	405101-00-6	1411 to 1412
VOLVO	470305	435106-00-6	1413
VOLVO	470318	405104-00-6	1413
VOLVO	471871	405106-00-6	1409 to 1410
VOLVO	521210	405106-50-6	1409 to 1410
VOLVO	7276754	415106-00-2	1409 to 1410
VOLVO	8148113	405105-00-6	1017 ,1052 ,1411 ,1412 ,1419 ,1420
VOLVO	8148115	405105-00-6	1017 ,1052 ,1411 ,1412 ,1419 ,1420
VOLVO	85103707	405105-00-6	1017 ,1052 ,1411 ,1412 ,1419 ,1420
VOLVO	85103708	405105-25-6	1017 ,1052 ,1411 ,1412 ,1419 ,1420
VOLVO	85109792	435114-00-6	1017 ,1412 ,1420
VOLVO	87228627	405106-75-6	1409 to 1410
VOLVO	9135841	405110-00-5	1009 ,1404 ,1406 ,1407
VOLVO	9135842	405110-00-5	1009 ,1404 ,1406 ,1407
VOLVO	9135843	405110-00-5	1009 ,1404 ,1406 ,1407
VOLVO	9135844	405110-25-5	1009 ,1404 ,1406 ,1407
VOLVO	9135845	405110-25-5	1009 ,1404 ,1406 ,1407
VOLVO	9135846	405110-25-5	1009 ,1404 ,1406 ,1407
VOLVO	9135851	405110-00-5	1009 ,1404 ,1406 ,1407
VOLVO	9135852	405110-00-5	1009 ,1404 ,1406 ,1407
VOLVO	9135853	405110-00-5	1009 ,1404 ,1406 ,1407
VOLVO	9135854	405110-25-5	1009 ,1404 ,1406 ,1407
VOLVO	9135855	405110-25-5	1009 ,1404 ,1406 ,1407
VOLVO	9135856	405110-25-5	1009 ,1404 ,1406 ,1407
VOLVO	9146171	405110-00-5	1009 ,1404 ,1406 ,1407
VOLVO	9146172	405110-00-5	1009 ,1404 ,1406 ,1407
VOLVO	9146173	405110-00-5	1009 ,1404 ,1406 ,1407
VOLVO	9146174	405110-25-5	1009 ,1404 ,1406 ,1407
VOLVO	9146175	405110-25-5	1009 ,1404 ,1406 ,1407
VOLVO	9146176	405110-25-5	1009 ,1404 ,1406 ,1407
VOLVO	9146181	405110-00-5	1009 ,1404 ,1406 ,1407
VOLVO	9146182	405110-00-5	1009 ,1404 ,1406 ,1407
VOLVO	9146183	405110-00-5	1009 ,1404 ,1406 ,1407
VOLVO	9146184	405110-25-5	1009 ,1404 ,1406 ,1407
VOLVO	9146185	405110-25-5	1009 ,1404 ,1406 ,1407

OE- Reference



OE- Manu.	Reference-No.	SM-No.	On Page
VOLVO	9146185	405110-25-5	1009 ,1404 ,1406 ,1407
VOLVO	9146186	405110-25-5	1009 ,1404 ,1406 ,1407
VOLVO	VOE20405516	401504-00-1	278 ,279 ,280 ,281 ,1410 ,1418 ,1419
VOLVO	VOE20565150	431503-00-1	278 ,279 ,280 ,1418 ,1419



Cross Reference

Cross- Manu.	Reference-No.	SM-No.	On Page
AE	4518M	402060-00-6	364 ,546
AE	6-60065CP	432060-00-6	364 ,546
AE	AEB91168	432060-00-6	364 ,546
AE	AEM355	402060-00-6	364 ,546
AE	AES96456	442060-00-6	32 ,364 ,365 ,546 ,547 ,1249
AE	AEW2051	411112-00-1	239 ,240 ,261 ,411 ,412 ,439 ,994 ,996 ,997 ,1403
AE	AEW95033	412060-00-2	364 ,546
CLEVITE	2233642	440801-00-6	232 ,424 ,1220 ,1525
CLEVITE	BC656JSTD	401012-00-5	94 ,446 ,746 ,749 ,1191
CLEVITE	MB198P	401501-00-1	271 ,272 ,273 ,274 ,275 ,277 ,278 ,303 ,304 ,305 ,540 ,541 ,560 ,561 ,562 ,563 ,613 ,614 ,615
CLEVITE	MB198PSTD	401501-00-4	271 ,272 ,273 ,274 ,275 ,277 ,278 ,303 ,304 ,305 ,540 ,541 ,560 ,561 ,562 ,563 ,613 ,614 ,615
CLEVITE	MB198WSTD	411502-00-2	273 ,274 ,275 ,277 ,278 ,303 ,304 ,305 ,540 ,541 ,560 ,561 ,562 ,563 ,613 ,614 ,615
CLEVITE	MB2912WLSTD	411003-00-2	94 ,249 ,250 ,446 ,741 ,742 ,743 ,744 ,745 ,746 ,747 ,748 ,749 ,750 ,752 ,753 ,763 ,1191 ,1192 ,1193
CLEVITE	MB2912WUSTD	411003-00-2	94 ,249 ,250 ,446 ,741 ,742 ,743 ,744 ,745 ,746 ,747 ,748 ,749 ,750 ,752 ,753 ,763 ,1191 ,1192 ,1193
CLEVITE	MB2916WSTD	411502-00-2	273 ,274 ,275 ,277 ,278 ,303 ,304 ,305 ,540 ,541 ,560 ,561 ,562 ,563 ,613 ,614 ,615
CLEVITE	MB2917WSTD	411502-00-2	273 ,274 ,275 ,277 ,278 ,303 ,304 ,305 ,540 ,541 ,560 ,561 ,562 ,563 ,613 ,614 ,615
CLEVITE	MB2923P025	401506-25-8	282 ,545 ,563
CLEVITE	MB2923PSTD	401506-00-8	282 ,545 ,563
CLEVITE	MBS51157PSTD	405008-00-4	61 ,62 ,63 ,64 ,65 ,66 ,67 ,71 ,81 ,83 ,84 ,1147 ,1480 ,1482 ,1483 ,1484 ,1485 ,1486 ,1493 ,1494 ,1495 ,1496 ,1502 ,1503 ,1504 ,1511
CLEVITE	MBS51381AL025	401301-25-4	23 ,239 ,240 ,261 ,994 ,995 ,996 ,997 ,998 ,999 ,1000 ,1001 ,1403 ,1404
CLEVITE	MBS51381AL050	401301-50-4	23 ,239 ,240 ,261 ,994 ,995 ,996 ,997 ,998 ,999 ,1000 ,1001 ,1403 ,1404
CLEVITE	MBS51381AL075	401301-75-4	23 ,239 ,240 ,261 ,994 ,995 ,996 ,997 ,998 ,999 ,1000 ,1001 ,1403 ,1404
CLEVITE	MBS51381ALSTD	401301-00-4	23 ,239 ,240 ,261 ,994 ,995 ,996 ,997 ,998 ,999 ,1000 ,1001 ,1403 ,1404
CLEVITE	MBS51537025	401008-25-4	746 ,751 ,752
CLEVITE	MBS51537050	401008-50-4	746 ,751 ,752
CLEVITE	MBS51537075	401008-75-4	746 ,751 ,752
CLEVITE	MBS51537STD	401008-00-4	746 ,751 ,752
CLEVITE	MBS51545AL025	400301-25-4	97 ,98 ,142 ,145 ,154 ,166 ,167 ,168 ,169 ,170 ,171 ,248 ,344 ,462 ,463 ,814 ,820 ,853 ,854 ,855 ,856 ,858 ,1061 ,1206 ,1279 ,1281 ,1282 ,1283 ,1285
CLEVITE	MBS51545AL050	400301-50-4	97 ,98 ,142 ,145 ,154 ,166 ,167 ,168 ,169 ,170 ,171 ,248 ,344 ,462 ,463 ,814 ,820 ,853 ,854 ,855 ,856 ,858 ,1061 ,1206 ,1279 ,1281 ,1282 ,1283 ,1285
CLEVITE	MBS51545AL075	400301-75-4	97 ,98 ,142 ,145 ,154 ,166 ,167 ,168 ,169 ,170 ,171 ,248 ,344 ,462 ,463 ,814 ,820 ,853 ,854 ,855 ,856 ,858 ,1061 ,1206 ,1279 ,1281 ,1282 ,1283 ,1285
CLEVITE	MBS51545AL100	400301-100-4	97 ,98 ,142 ,145 ,154 ,166 ,167 ,168 ,169 ,170 ,171 ,248 ,344 ,462 ,463 ,814 ,820 ,853 ,854 ,855 ,856 ,858 ,1061 ,1206 ,1279 ,1281 ,1282 ,1283 ,1285
CLEVITE	MBS51545AL125	400301-125-4	97 ,98 ,142 ,145 ,154 ,166 ,167 ,168 ,169 ,170 ,171 ,248 ,344 ,462 ,463 ,814 ,820 ,853 ,854 ,855 ,856 ,858 ,1061 ,1206 ,1279 ,1281 ,1282 ,1283 ,1285
CLEVITE	MBS51545ALSTD	400301-00-4	97 ,98 ,142 ,145 ,154 ,166 ,167 ,168 ,169 ,170 ,171 ,248 ,344 ,462 ,463 ,814 ,820 ,853 ,854 ,855 ,856 ,858 ,1061 ,1206 ,1279 ,1281 ,1282 ,1283 ,1285
CLEVITE	MBS51545PSTD	400301-00-4	97 ,98 ,142 ,145 ,154 ,166 ,167 ,168 ,169 ,170 ,171 ,248 ,344 ,462 ,463 ,814 ,820 ,853 ,854 ,855 ,856 ,858 ,1061 ,1206 ,1279 ,1281 ,1282 ,1283 ,1285
CLEVITE	MBS51549ALSTD	403506-00-4	98 ,154 ,170 ,171 ,172 ,173 ,248 ,249 ,464 ,498 ,588 ,857 ,859 ,860 ,861 ,863 ,1284 ,1285 ,1286 ,1288 ,1289 ,1290
CLEVITE	MBS51578PSTD	401003-00-4	754
CLEVITE	MBS51587P025	401506-25-8	282 ,545 ,563
CLEVITE	MBS51587PSTD	401506-00-8	282 ,545 ,563
CLEVITE	MBS51603ALSTD	403802-00-4	23 ,24 ,781 ,1001 ,1005 ,1006 ,1007 ,1008 ,1404 ,1405 ,1406
CLEVITE	MBS51607AL025	401005-25-4	249 ,250 ,742 ,743 ,744 ,747 ,748 ,749 ,750 ,753 ,1192 ,1193
CLEVITE	MBS51607AL050	401005-50-4	249 ,250 ,742 ,743 ,744 ,747 ,748 ,749 ,750 ,753 ,1192 ,1193
CLEVITE	MBS51607AL075	401005-75-4	249 ,250 ,742 ,743 ,744 ,747 ,748 ,749 ,750 ,753 ,1192 ,1193
CLEVITE	MBS51607AL100	401005-100-4	249 ,250 ,742 ,743 ,744 ,747 ,748 ,749 ,750 ,753 ,1192 ,1193
CLEVITE	MBS51607ALSTD	401005-00-4	249 ,250 ,742 ,743 ,744 ,747 ,748 ,749 ,750 ,753 ,1192 ,1193
CLEVITE	MBS51612ALSTD	401106-00-4	205 ,206 ,207 ,208 ,210 ,211 ,212 ,228 ,343 ,906 ,907 ,908 ,910 ,911 ,912 ,1057 ,1212 ,1540

Cross Reference



Cross- Manu.	Reference-No.	SM-No.	On Page
CLEVITE	MBS51612ALSTD	401106-00-4	205 ,206 ,207 ,208 ,210 ,211 ,212 ,228 ,343 ,906 ,907 ,908 ,910 ,911 ,912 ,1057 ,1212 ,1540
CLEVITE	MBS51659PSTD	405002-00-4	24 ,61 ,62 ,63 ,64 ,65 ,66 ,67 ,71 ,72 ,74 ,75 ,76 ,79 ,80 ,81 ,82 ,83 ,84 ,85 ,90 ,91 ,241 ,816 ,1130 ,1131 ,1136 ,1140 ,1141 ,1146 ,1147 ,1148 ,1149 ,1167 ,1172 ,1173 ,1175 ,1480 ,1481 ,1482 ,1483 ,1484 ,1485 ,1486 ,1487 ,1493 ,1494 ,1495 ,1496 ,1500 ,1502 ,1503 ,1504 ,1505 ,1507 ,1508 ,1510 ,1511 ,1512 ,1516 ,1518 ,1535 ,1536
CLEVITE	MBS517AL0.25	401001-25-4	742 ,745 ,746 ,751 ,752 ,753 ,1152
CLEVITE	MBS517AL0.50	401001-50-4	742 ,745 ,746 ,751 ,752 ,753 ,1152
CLEVITE	MBS517AL0.75	401001-75-4	742 ,745 ,746 ,751 ,752 ,753 ,1152
CLEVITE	MBS517AL1.00	401001-100-4	742 ,745 ,746 ,751 ,752 ,753 ,1152
CLEVITE	MBS517ALSTD	401001-00-4	742 ,745 ,746 ,751 ,752 ,753 ,1152
CLEVITE	MBS5239PSTD	401003-00-4	754
CLEVITE	MBS5926PSTD	400704-00-4	129 ,130 ,134
CLEVITE	MBS61608ALSTD	401005-00-5	249 ,250 ,743 ,744 ,745 ,747 ,748 ,749 ,750 ,1191 ,1192
CLEVITE	MBS71150PSTD	405106-00-6	1409 to 1410
CLEVITE	MBS71151PSTD	405101-00-6	1411 to 1412
CLEVITE	MBS71221P025	401006-25-6	758 to 759
CLEVITE	MBS71221P050	401006-50-6	758 to 759
CLEVITE	MBS71221P075	401006-75-6	758 to 759
CLEVITE	MBS71221PSTD	401006-00-6	758 to 759
CLEVITE	MBS71392PSTD	403901-00-6	795 ,1111
CLEVITE	MBS71609ALSTD	401005-00-6	250 ,740 ,741 ,744 ,745 ,747 ,749 ,750 ,752 ,1192
CLEVITE	MS-2234A	402401-00-4	478 ,479 ,485 ,572 ,578
CLEVITE	MS-2234A-.25MM	402401-25-4	478 ,479 ,485 ,572 ,578
CLEVITE	MS-2234A-.50MM	402401-50-4	478 ,479 ,485 ,572 ,578
CLEVITE	MS-2234A-.75MM	402401-75-4	478 ,479 ,485 ,572 ,578
CLEVITE	MS-2245A	402112-00-4	417 ,420 ,421 ,434 ,657 ,659 ,663 ,1407
CLEVITE	MS1740P025	400803-25-6	232 ,424 ,1220 ,1525
CLEVITE	MS1740P050	400803-50-6	232 ,424 ,1220 ,1525
CLEVITE	MS1740PSTD	400803-00-6	232 ,424 ,1220 ,1525
CLEVITE	SH2183	460801-00-7	232 ,424 ,1220 ,1525
CLEVITE	TWS4208SSTD	411502-00-2	273 ,274 ,275 ,277 ,278 ,303 ,304 ,305 ,540 ,541 ,560 ,561 ,562 ,563 ,613 ,614 ,615
CLEVITE	TWS4339SSTD	415001-00-2	24 ,61 ,62 ,63 ,64 ,65 ,66 ,67 ,68 ,69 ,70 ,71 ,72 ,73 ,74 ,75 ,76 ,77 ,78 ,79 ,80 ,81 ,82 ,83 ,84 ,85 ,90 ,91 ,413 ,414 ,415 ,416 ,422 ,439 ,556 ,628 ,781 ,782 ,816 ,1129 ,1130 ,1131 ,1132 ,1133 ,1134 ,1135 ,1136 ,1137 ,1138 ,1139 ,1140 ,1141 ,1142 ,1143 ,1144 ,1145 ,1146 ,1147 ,1148 ,1149 ,1150 ,1151 ,1167 ,1168 ,1169 ,1170 ,1171 ,1172 ,1173 ,1174 ,1175 ,1176 ,1177 ,1181 ,1480 ,1481 ,1482 ,1483 ,1484 ,1485 ,1486 ,1487 ,1488 ,1489 ,1490 ,1491 ,1492 ,1493 ,1494 ,1495 ,1496 ,1497 ,1498 ,1499 ,1500 ,1501 ,1502 ,1503 ,1504 ,1505 ,1506 ,1507 ,1508 ,1509 ,1510 ,1511 ,1512 ,1513 ,1514 ,1515 ,1516 ,1517 ,1518 ,1519 ,1520 ,1521 ,1522 ,1523 ,1524 ,1528 ,1529 ,1530 ,1531 ,1534 ,1535 ,1536 ,1537 ,1540
CLEVITE	TWS4341SSTD	411004-00-2	745 ,746 ,751 ,752 ,753
CLEVITE	TWS4346SSTD	411003-00-2	94 ,249 ,250 ,446 ,741 ,742 ,743 ,744 ,745 ,746 ,747 ,748 ,749 ,750 ,752 ,753 ,763 ,1191 ,1192 ,1193
CLEVITE	TWS4347SSTD	411502-00-2	273 ,274 ,275 ,277 ,278 ,303 ,304 ,305 ,540 ,541 ,560 ,561 ,562 ,563 ,613 ,614 ,615
CLEVITE	TWS4376SSTD	411101-00-2	172 ,215 ,216 ,217 ,218 ,220 ,221 ,229 ,292 ,293 ,346 ,348 ,350 ,351 ,418 ,432 ,433 ,439 ,588 ,599 ,605 ,618 ,782 ,862 ,916 ,917 ,918 ,919 ,921 ,930 ,1058 ,1207 ,1208 ,1215 ,1220 ,1289 ,1407

GLYCO	01-2800/1	431501-00-1	274 ,275 ,277 ,278 ,303 ,304 ,305 ,540 ,541 ,560 ,561 ,562 ,563 ,613 ,614 ,615
GLYCO	01-2800/1-025	431501-25-1	274 ,275 ,277 ,278 ,303 ,304 ,305 ,540 ,541 ,560 ,561 ,562 ,563 ,613 ,614 ,615
GLYCO	01-2800/1-050	431501-50-1	274 ,275 ,277 ,278 ,303 ,304 ,305 ,540 ,541 ,560 ,561 ,562 ,563 ,613 ,614 ,615
GLYCO	01-2800/1-075	431501-75-1	274 ,275 ,277 ,278 ,303 ,304 ,305 ,540 ,541 ,560 ,561 ,562 ,563 ,613 ,614 ,615
GLYCO	01-2800/4	431501-00-4	275 ,278 ,304 ,305 ,540 ,561 ,562 ,613 ,614
GLYCO	01-2800/4-025	431501-25-4	275 ,278 ,304 ,305 ,540 ,561 ,562 ,613 ,614
GLYCO	01-2800/4-050	431501-50-4	275 ,278 ,304 ,305 ,540 ,561 ,562 ,613 ,614
GLYCO	01-2800/4-075	431501-75-4	275 ,278 ,304 ,305 ,540 ,561 ,562 ,613 ,614
GLYCO	01-2800/4-100	431501-100-4	275 ,278 ,304 ,305 ,540 ,561 ,562 ,613 ,614
GLYCO	01-2800/4-125	431501-125-4	275 ,278 ,304 ,305 ,540 ,561 ,562 ,613 ,614
GLYCO	01-2800/4-150	431501-150-4	275 ,278 ,304 ,305 ,540 ,561 ,562 ,613 ,614
GLYCO	01-3040/1	431008-00-1	745 ,746 ,751 ,752 ,753 ,1152
GLYCO	01-3040/4	431008-00-4	745 ,746 ,751 ,752 ,1152



Cross Reference

Cross- Manu.	Reference-No.	SM-No.	On Page
GLYCO	01-3040/4	431008-00-4	745 ,746 ,751 ,752 ,1152
GLYCO	01-3040/4-025	431008-25-4	745 ,746 ,751 ,752 ,1152
GLYCO	01-3040/4-050	431008-50-4	745 ,746 ,751 ,752 ,1152
GLYCO	01-3040/4-075	431008-75-4	745 ,746 ,751 ,752 ,1152
GLYCO	01-3040/4-100	431008-100-4	745 ,746 ,751 ,752 ,1152
GLYCO	01-3040/5	431008-00-5	751 ,753
GLYCO	01-3584/4	431010-00-4	742 to 743
GLYCO	01-3584/4-025	431010-25-4	742 to 743
GLYCO	01-3584/4-050	431010-50-4	742 to 743
GLYCO	01-3584/5	431010-00-5	743
GLYCO	01-3584/5-025	431010-25-5	743
GLYCO	01-3584/5-050	431010-50-5	743
GLYCO	01-3584/5-075	431010-75-5	743
GLYCO	01-3584/6	431010-00-6	744
GLYCO	01-3584/6-025	431010-25-6	744
GLYCO	01-3584/6-050	431010-50-6	744
GLYCO	01-3688	431508-00-1	271 ,272 ,560
GLYCO	01-3688-025	431508-25-1	271 ,272 ,560
GLYCO	01-3688-050	431508-50-1	271 ,272 ,560
GLYCO	01-3771/4	431011-00-4	742 ,744 ,748 ,749 ,1192
GLYCO	01-3771/4-025	431011-25-4	742 ,744 ,748 ,749 ,1192
GLYCO	01-3771/4-050	431011-50-4	742 ,744 ,748 ,749 ,1192
GLYCO	01-3771/5	431011-00-5	744 ,748 ,750 ,1192
GLYCO	01-3771/5-025	431011-25-5	744 ,748 ,750 ,1192
GLYCO	01-3771/5-050	431011-50-5	744 ,748 ,750 ,1192
GLYCO	01-3867/4	435013-00-4	64 ,1131 ,1132 ,1133 ,1167 ,1168 ,1487 ,1488 ,1489 ,1490 ,1492
GLYCO	01-3867/4-025	435013-25-4	64 ,1131 ,1132 ,1133 ,1167 ,1168 ,1487 ,1488 ,1489 ,1490 ,1492
GLYCO	01-3867/4-050	435013-50-4	64 ,1131 ,1132 ,1133 ,1167 ,1168 ,1487 ,1488 ,1489 ,1490 ,1492
GLYCO	01-3867/4-075	435013-75-4	64 ,1131 ,1132 ,1133 ,1167 ,1168 ,1487 ,1488 ,1489 ,1490 ,1492
GLYCO	01-3874/4	435011-00-4	1129 ,1130 ,1167 ,1480 ,1481 ,1482
GLYCO	01-3874/4-025	435011-25-4	1129 ,1130 ,1167 ,1480 ,1481 ,1482
GLYCO	01-3874/4-050	435011-50-4	1129 ,1130 ,1167 ,1480 ,1481 ,1482
GLYCO	01-3874/4-075	435011-75-4	1129 ,1130 ,1167 ,1480 ,1481 ,1482
GLYCO	01-3977/4	433801-00-4	239 ,813 ,995
GLYCO	01-3977/4-025	433801-25-4	239 ,813 ,995
GLYCO	01-3977/4-050	433801-50-4	239 ,813 ,995
GLYCO	01-3977/4-075	433801-75-4	239 ,813 ,995
GLYCO	01-3977/4-100	433801-100-4	239 ,813 ,995
GLYCO	01-4033/4 AL	433504-00-4	13 ,166 ,177 ,205 ,341 ,410 ,595 ,632 ,636 ,853 ,906 ,1199 ,1205 ,1220 ,1279
GLYCO	01-4033/4-025	433504-25-4	13 ,166 ,177 ,205 ,341 ,410 ,595 ,632 ,636 ,853 ,906 ,1199 ,1205 ,1220 ,1279
GLYCO	01-4033/4-050	433504-50-4	13 ,166 ,177 ,205 ,341 ,410 ,595 ,632 ,636 ,853 ,906 ,1199 ,1205 ,1220 ,1279
GLYCO	01-4040/4	432114-00-4	413 ,416 ,431 ,656
GLYCO	01-4040/4-025	432114-25-4	413 ,416 ,431 ,656
GLYCO	01-4040/4-050	432114-50-4	413 ,416 ,431 ,656
GLYCO	01-4100/4	435014-00-4	64 ,1133 ,1134 ,1168 ,1488 ,1492 ,1493 ,1534
GLYCO	01-4100/4-025	435014-25-4	64 ,1133 ,1134 ,1168 ,1488 ,1492 ,1493 ,1534
GLYCO	01-4100/4-050	435014-50-4	64 ,1133 ,1134 ,1168 ,1488 ,1492 ,1493 ,1534
GLYCO	01-4110/3	433601-00-3	867 to 868
GLYCO	01-4110/3-025	433601-25-3	867 to 868
GLYCO	01-4110/3-050	433601-50-3	867 to 868
GLYCO	01-4110/3-075	433601-75-3	867 to 868
GLYCO	01-4110/4	433601-00-4	98 ,867 ,868
GLYCO	01-4110/4-025	433601-25-4	98 ,867 ,868
GLYCO	01-4110/4-050	433601-50-4	98 ,867 ,868
GLYCO	01-4110/4-075	433601-75-4	98 ,867 ,868
GLYCO	01-4115/4	433604-00-4	7 ,174 ,868 ,869 ,870 ,871 ,872 ,1409 ,1525
GLYCO	01-4115/4-025	433604-25-4	7 ,174 ,868 ,869 ,870 ,871 ,872 ,1409 ,1525
GLYCO	01-4115/4-050	433604-50-4	7 ,174 ,868 ,869 ,870 ,871 ,872 ,1409 ,1525

Cross Reference



Cross- Manu.	Reference-No.	SM-No.	On Page
GLYCO	01-4115/4-050	433604-50-4	7 ,174 ,868 ,869 ,870 ,871 ,872 ,1409 ,1525
GLYCO	01-4115/6	433604-00-6	868 to 870
GLYCO	01-4115/6-025	433604-25-6	868 to 870
GLYCO	01-4116/4	432001-00-4	341 ,342 ,344 ,595
GLYCO	01-4116/4-025	432001-25-4	341 ,342 ,344 ,595
GLYCO	01-4116/4-050	432001-50-4	341 ,342 ,344 ,595
GLYCO	01-4116/4-075	432001-75-4	341 ,342 ,344 ,595
GLYCO	01-4119/4	433512-00-4	154 ,462 ,636 ,1199 ,1205
GLYCO	01-4119/4-025	433512-25-4	154 ,462 ,636 ,1199 ,1205
GLYCO	01-4119/4-050	433512-50-4	154 ,462 ,636 ,1199 ,1205
GLYCO	01-4119/4-075	433512-75-4	154 ,462 ,636 ,1199 ,1205
GLYCO	01-4123/4	433703-00-4	205 ,906
GLYCO	01-4123/4-030	433703-30-4	205 ,906
GLYCO	01-4123/4-050	433703-50-4	205 ,906
GLYCO	01-4131/4	433505-00-4	94 ,99 ,157 ,173 ,452 ,455 ,458 ,465 ,468 ,498 ,499 ,502 ,550 ,863 ,864 ,1290 ,1291
GLYCO	01-4131/4-025	433505-25-4	94 ,99 ,157 ,173 ,452 ,455 ,458 ,465 ,468 ,498 ,499 ,502 ,550 ,863 ,864 ,1290 ,1291
GLYCO	01-4131/4-050	433505-50-4	94 ,99 ,157 ,173 ,452 ,455 ,458 ,465 ,468 ,498 ,499 ,502 ,550 ,863 ,864 ,1290 ,1291
GLYCO	01-4135/4	433707-00-4	619 ,922 ,923 ,925 ,926 ,1217
GLYCO	01-4135/4-030	433707-30-4	619 ,922 ,923 ,925 ,926 ,1217
GLYCO	01-4135/4-050	433707-50-4	619 ,922 ,923 ,925 ,926 ,1217
GLYCO	01-4135/4-080	433707-80-4	619 ,922 ,923 ,925 ,926 ,1217
GLYCO	01-4137/4	431301-00-4	23 ,261 ,994 ,995 ,996 ,998 ,1403
GLYCO	01-4137/4-025	431301-25-4	23 ,261 ,994 ,995 ,996 ,998 ,1403
GLYCO	01-4137/4-050	431301-50-4	23 ,261 ,994 ,995 ,996 ,998 ,1403
GLYCO	01-4137/4-075	431301-75-4	23 ,261 ,994 ,995 ,996 ,998 ,1403
GLYCO	01-4137/4-100	431301-100-4	23 ,261 ,994 ,995 ,996 ,998 ,1403
GLYCO	01-4138/4	433806-00-4	23 ,239 ,240 ,241 ,242 ,261 ,491 ,618 ,622 ,814 ,815 ,996 ,997 ,998 ,999 ,1000 ,1001 ,1002 ,1003 ,1004 ,1403 ,1404
GLYCO	01-4138/4-025	433806-25-4	23 ,239 ,240 ,241 ,242 ,261 ,491 ,618 ,622 ,814 ,815 ,996 ,997 ,998 ,999 ,1000 ,1001 ,1002 ,1003 ,1004 ,1403 ,1404
GLYCO	01-4138/4-050	433806-50-4	23 ,239 ,240 ,241 ,242 ,261 ,491 ,618 ,622 ,814 ,815 ,996 ,997 ,998 ,999 ,1000 ,1001 ,1002 ,1003 ,1004 ,1403 ,1404
GLYCO	01-4138/4-075	433806-75-4	23 ,239 ,240 ,241 ,242 ,261 ,491 ,618 ,622 ,814 ,815 ,996 ,997 ,998 ,999 ,1000 ,1001 ,1002 ,1003 ,1004 ,1403 ,1404
GLYCO	01-4139/4	432005-00-4	341 ,343 ,595 ,1129
GLYCO	01-4146/4	439601-00-4	24 ,1239 ,1240
GLYCO	01-4146/4-025	439601-25-4	24 ,1239 ,1240
GLYCO	01-4146/4-050	439601-50-4	24 ,1239 ,1240
GLYCO	01-4146/4-075	439601-75-4	24 ,1239 ,1240
GLYCO	01-4148/4	432102-00-4	412 ,413 ,415 ,417 ,420 ,432 ,439 ,658
GLYCO	01-4148/4-025	432102-25-4	412 ,413 ,415 ,417 ,420 ,432 ,439 ,658
GLYCO	01-4148/4-050	432102-50-4	412 ,413 ,415 ,417 ,420 ,432 ,439 ,658
GLYCO	01-4148/4-075	432102-75-4	412 ,413 ,415 ,417 ,420 ,432 ,439 ,658
GLYCO	01-4148/4-100	432102-100-4	412 ,413 ,415 ,417 ,420 ,432 ,439 ,658
GLYCO	01-4152/4	432103-00-4	416
GLYCO	01-4152/4-025	432103-25-4	416
GLYCO	01-4152/4-050	432103-50-4	416
GLYCO	01-4154/4	430102-00-4	4 ,13 ,177 ,285 ,342 ,410 ,596 ,1220 ,1279 ,1540
GLYCO	01-4154/4-025	430102-25-4	4 ,13 ,177 ,285 ,342 ,410 ,596 ,1220 ,1279 ,1540
GLYCO	01-4154/4-050	430102-50-4	4 ,13 ,177 ,285 ,342 ,410 ,596 ,1220 ,1279 ,1540
GLYCO	01-4154/4-075	430102-75-4	4 ,13 ,177 ,285 ,342 ,410 ,596 ,1220 ,1279 ,1540
GLYCO	01-4154/4-100	430102-100-4	4 ,13 ,177 ,285 ,342 ,410 ,596 ,1220 ,1279 ,1540
GLYCO	01-4155/4	431115-00-4	216 ,218 ,221 ,229 ,348 ,350 ,599 ,917 ,919 ,920 ,930
GLYCO	01-4155/4-030	431115-30-4	216 ,218 ,221 ,229 ,348 ,350 ,599 ,917 ,919 ,920 ,930
GLYCO	01-4155/4-050	431115-50-4	216 ,218 ,221 ,229 ,348 ,350 ,599 ,917 ,919 ,920 ,930
GLYCO	01-4161/4	433802-00-4	813 ,995
GLYCO	01-4161/4-025	433802-25-4	813 ,995
GLYCO	01-4161/4-050	433802-50-4	813 ,995
GLYCO	01-4161/4-075	433802-75-4	813 ,995
GLYCO	01-4161/4-100	433802-100-4	813 ,995



Cross Reference

Cross- Manu.	Reference-No.	SM-No.	On Page
GLYCO	01-4161/4-100	433802-100-4	813 ,995
GLYCO	01-4162/4	432104-00-4	410 ,412 ,415 ,430 ,653 ,654 ,663
GLYCO	01-4162/4-025	432104-25-4	410 ,412 ,415 ,430 ,653 ,654 ,663
GLYCO	01-4162/4-050	432104-50-4	410 ,412 ,415 ,430 ,653 ,654 ,663
GLYCO	01-4163/4	433702-00-4	207 ,212 ,213 ,228 ,343 ,907 ,908 ,910 ,911 ,913 ,1540
GLYCO	01-4163/4-030	433702-30-4	207 ,212 ,213 ,228 ,343 ,907 ,908 ,910 ,911 ,913 ,1540
GLYCO	01-4163/4-050	433702-50-4	207 ,212 ,213 ,228 ,343 ,907 ,908 ,910 ,911 ,913 ,1540
GLYCO	01-4163/4-080	433702-80-4	207 ,212 ,213 ,228 ,343 ,907 ,908 ,910 ,911 ,913 ,1540
GLYCO	01-4172/4	431107-00-4 431113-00-4	177 ,213 ,909 ,913 ,1212 ,1213 ,1214
GLYCO	01-4172/4-020	431107-20-4	177 ,213 ,909 ,913 ,1212 ,1213 ,1214
GLYCO	01-4173/4	431104-00-4	205 ,206 ,207 ,208 ,210 ,211 ,212 ,214 ,215 ,906 ,907 ,908 ,911 ,912 ,913 ,915 ,916 ,929 ,998 ,1212 ,1213 ,1214
GLYCO	01-4173/4-030	431104-30-4	205 ,206 ,207 ,208 ,210 ,211 ,212 ,214 ,215 ,906 ,907 ,908 ,911 ,912 ,913 ,915 ,916 ,929 ,998 ,1212 ,1213 ,1214
GLYCO	01-4173/4-050	431104-50-4	205 ,206 ,207 ,208 ,210 ,211 ,212 ,214 ,215 ,906 ,907 ,908 ,911 ,912 ,913 ,915 ,916 ,929 ,998 ,1212 ,1213 ,1214
GLYCO	01-4173/4-080	431104-80-4	205 ,206 ,207 ,208 ,210 ,211 ,212 ,214 ,215 ,906 ,907 ,908 ,911 ,912 ,913 ,915 ,916 ,929 ,998 ,1212 ,1213 ,1214
GLYCO	01-4173/4-100	431104-100-4	205 ,206 ,207 ,208 ,210 ,211 ,212 ,214 ,215 ,906 ,907 ,908 ,911 ,912 ,913 ,915 ,916 ,929 ,998 ,1212 ,1213 ,1214
GLYCO	01-4173/4-125	431104-125-4	205 ,206 ,207 ,208 ,210 ,211 ,212 ,214 ,215 ,906 ,907 ,908 ,911 ,912 ,913 ,915 ,916 ,929 ,998 ,1212 ,1213 ,1214
GLYCO	01-4180/4	432801-00-4	587
GLYCO	01-4180/4-025	432801-25-4	587
GLYCO	01-4180/4-050	432801-50-4	587
GLYCO	01-4180/4-075	432801-75-4	587
GLYCO	01-4180/4-100	432801-100-4	587
GLYCO	01-4181/4	431108-00-4	223 ,224 ,353 ,354 ,925 ,1216
GLYCO	01-4181/4-025	431108-25-4	223 ,224 ,353 ,354 ,925 ,1216
GLYCO	01-4181/4-050	431108-50-4	223 ,224 ,353 ,354 ,925 ,1216
GLYCO	01-4181/4-075	431108-75-4	223 ,224 ,353 ,354 ,925 ,1216
GLYCO	01-4183/4	432105-00-4	421 ,422 ,423 ,436
GLYCO	01-4183/4-025	432105-25-4	421 ,422 ,423 ,436
GLYCO	01-4183/4-050	432105-50-4	421 ,422 ,423 ,436
GLYCO	01-4191/4	431101-00-4	178 ,223 ,557 ,923 ,1011 ,1012
GLYCO	01-4191/4-025	431101-25-4	178 ,223 ,557 ,923 ,1011 ,1012
GLYCO	01-4191/4-050	431101-50-4	178 ,223 ,557 ,923 ,1011 ,1012
GLYCO	01-4191/4-075	431101-75-4	178 ,223 ,557 ,923 ,1011 ,1012
GLYCO	01-4191/4-100	431101-100-4	178 ,223 ,557 ,923 ,1011 ,1012
GLYCO	01-4195/4	432101-00-4	25 ,262 ,424 ,619 ,926 ,1193 ,1216 ,1217
GLYCO	01-4195/4-030	432101-30-4	25 ,262 ,424 ,619 ,926 ,1193 ,1216 ,1217
GLYCO	01-4195/4-050	432101-50-4	25 ,262 ,424 ,619 ,926 ,1193 ,1216 ,1217
GLYCO	01-4195/4-080	432101-80-4	25 ,262 ,424 ,619 ,926 ,1193 ,1216 ,1217
GLYCO	01-4195/4-100	432101-100-4	25 ,262 ,424 ,619 ,926 ,1193 ,1216 ,1217
GLYCO	01-4200/4	433701-00-4	215 ,216 ,217 ,218 ,346 ,348 ,480 ,588 ,916 ,917 ,918 ,1058 ,1207 ,1215
GLYCO	01-4200/4-030	433701-30-4	215 ,216 ,217 ,218 ,346 ,348 ,480 ,588 ,916 ,917 ,918 ,1058 ,1207 ,1215
GLYCO	01-4200/4-050	433701-50-4	215 ,216 ,217 ,218 ,346 ,348 ,480 ,588 ,916 ,917 ,918 ,1058 ,1207 ,1215
GLYCO	01-4200/4-080	433701-80-4	215 ,216 ,217 ,218 ,346 ,348 ,480 ,588 ,916 ,917 ,918 ,1058 ,1207 ,1215
GLYCO	01-4200/4-100	433701-100-4	215 ,216 ,217 ,218 ,346 ,348 ,480 ,588 ,916 ,917 ,918 ,1058 ,1207 ,1215
GLYCO	01-4202/4	433804-00-4	1404 to 1406
GLYCO	01-4202/4-025	433804-25-4	1404 to 1406
GLYCO	01-4202/4-050	433804-50-4	1404 to 1406
GLYCO	01-4202/4-075	433804-75-4	1404 to 1406
GLYCO	01-4203/3	433506-00-3	148 ,166 ,247 ,478 ,550 ,632 ,636 ,1204 ,1205
GLYCO	01-4203/3-025	433506-25-3	148 ,166 ,247 ,478 ,550 ,632 ,636 ,1204 ,1205
GLYCO	01-4203/3-050	433506-50-3	148 ,166 ,247 ,478 ,550 ,632 ,636 ,1204 ,1205
GLYCO	01-4203/3-075	433506-75-3	148 ,166 ,247 ,478 ,550 ,632 ,636 ,1204 ,1205
GLYCO	01-4203/4	433506-00-4	247 ,462 ,632 ,636 ,1204 ,1279
GLYCO	01-4203/4-025	433506-25-4	247 ,462 ,632 ,636 ,1204 ,1279
GLYCO	01-4203/4-050	433506-50-4	247 ,462 ,632 ,636 ,1204 ,1279

Cross Reference



Cross- Manu.	Reference-No.	SM-No.	On Page
GLYCO	01-4203/4-050	433506-50-4	247 ,462 ,632 ,636 ,1204 ,1279
GLYCO	01-4203/4-075	433506-75-4	247 ,462 ,632 ,636 ,1204 ,1279
GLYCO	01-4324/4	435301-00-4	575
GLYCO	01-4324/4-025	435301-25-4	575
GLYCO	01-4324/4-050	435301-50-4	575
GLYCO	01-4343/4	435305-00-4	410 ,413 ,430 ,431 ,571 ,572 ,653 ,654 ,655 ,656
GLYCO	01-4355/4	439613-00-4	1238
GLYCO	01-4362/4	431102-00-4	214 ,633 ,914 ,1057
GLYCO	01-4362/4-030	431102-30-4	214 ,633 ,914 ,1057
GLYCO	01-4362/4-050	431102-50-4	214 ,633 ,914 ,1057
GLYCO	01-4362/4-080	431102-80-4	214 ,633 ,914 ,1057
GLYCO	01-4362/4-100	431102-100-4	214 ,633 ,914 ,1057
GLYCO	01-4558/4	431105-00-4	219 ,222 ,223 ,349 ,353 ,917 ,919 ,920 ,924 ,1215 ,1216
GLYCO	01-4558/4-030	431105-30-4	219 ,222 ,223 ,349 ,353 ,917 ,919 ,920 ,924 ,1215 ,1216
GLYCO	01-4558/4-050	431105-50-4	219 ,222 ,223 ,349 ,353 ,917 ,919 ,920 ,924 ,1215 ,1216
GLYCO	01-4558/4-080	431105-80-4	219 ,222 ,223 ,349 ,353 ,917 ,919 ,920 ,924 ,1215 ,1216
GLYCO	01-4558/4-100	431105-100-4	219 ,222 ,223 ,349 ,353 ,917 ,919 ,920 ,924 ,1215 ,1216
GLYCO	01-4558/4-125	431105-125-4	219 ,222 ,223 ,349 ,353 ,917 ,919 ,920 ,924 ,1215 ,1216
GLYCO	01-4558/4-150	431105-150-4	219 ,222 ,223 ,349 ,353 ,917 ,919 ,920 ,924 ,1215 ,1216
GLYCO	01-4577/4	439606-00-4	299 ,1199 ,1237 ,1243 ,1246
GLYCO	01-4577/4-025	439606-25-4	299 ,1199 ,1237 ,1243 ,1246
GLYCO	01-4577/4-050	439606-50-4	299 ,1199 ,1237 ,1243 ,1246
GLYCO	01-4577/4-075	439606-75-4	299 ,1199 ,1237 ,1243 ,1246
GLYCO	01-4872/4	433508-00-4	167 ,168 ,462 ,853 ,854 ,1205 ,1280
GLYCO	01-4872/4-025	433508-25-4	167 ,168 ,462 ,853 ,854 ,1205 ,1280
GLYCO	01-4872/4-050	433508-50-4	167 ,168 ,462 ,853 ,854 ,1205 ,1280
GLYCO	01-4873/4	435019-00-4	62 ,1129 ,1167 ,1482
GLYCO	01-4873/4 025	435019-25-4	62 ,1129 ,1167 ,1482
GLYCO	01-4873/4 050	435019-50-4	62 ,1129 ,1167 ,1482
GLYCO	01-4894/4	431403-00-4	449 ,1237 ,1243
GLYCO	01-4894/4-025	431403-25-4	449 ,1237 ,1243
GLYCO	01-4894/4-050	431403-50-4	449 ,1237 ,1243
GLYCO	01-4894/4-075	431403-75-4	449 ,1237 ,1243
GLYCO	01-4943/4	432409-00-4	478 ,479 ,480 ,485 ,572 ,578
GLYCO	01-4943/4-025	432409-25-4	478 ,479 ,480 ,485 ,572 ,578
GLYCO	01-4943/4-050	432409-50-4	478 ,479 ,480 ,485 ,572 ,578
GLYCO	01-4943/4-075	432409-75-4	478 ,479 ,480 ,485 ,572 ,578
GLYCO	01-4943/4-100	432409-100-4	478 ,479 ,480 ,485 ,572 ,578
GLYCO	01-4990/3	433709-00-3	210 ,228 ,292 ,854 ,910 ,929 ,1280
GLYCO	01-4990/3-030	433709-30-3	210 ,228 ,292 ,854 ,910 ,929 ,1280
GLYCO	01-4990/3-050	433709-50-3	210 ,228 ,292 ,854 ,910 ,929 ,1280
GLYCO	01-4990/3-075	433709-75-3	210 ,228 ,292 ,854 ,910 ,929 ,1280
GLYCO	02-2228/1	401501-00-1	271 ,272 ,273 ,274 ,275 ,277 ,278 ,303 ,304 ,305 ,540 ,541 ,560 ,561 ,562 ,563 ,613 ,614 ,615
GLYCO	02-2228/1-025	401501-25-1	271 ,272 ,273 ,274 ,275 ,277 ,278 ,303 ,304 ,305 ,540 ,541 ,560 ,561 ,562 ,563 ,613 ,614 ,615
GLYCO	02-2228/1-050	401501-50-1	271 ,272 ,273 ,274 ,275 ,277 ,278 ,303 ,304 ,305 ,540 ,541 ,560 ,561 ,562 ,563 ,613 ,614 ,615
GLYCO	02-2228/1-075	401501-75-1	271 ,272 ,273 ,274 ,275 ,277 ,278 ,303 ,304 ,305 ,540 ,541 ,560 ,561 ,562 ,563 ,613 ,614 ,615
GLYCO	02-2228/5	401501-00-4	271 ,272 ,273 ,274 ,275 ,277 ,278 ,303 ,304 ,305 ,540 ,541 ,560 ,561 ,562 ,563 ,613 ,614 ,615
GLYCO	02-3689	401508-00-1	271 ,272 ,560 ,563
GLYCO	02-3689-025	401508-25-1	271 ,272 ,560 ,563
GLYCO	02-3689-050	401508-50-1	271 ,272 ,560 ,563
GLYCO	022228STD	401501-00-1 401501-00-4	271 ,272 ,273 ,274 ,275 ,277 ,278 ,303 ,304 ,305 ,540 ,541 ,560 ,561 ,562 ,563 ,613 ,614 ,615
GLYCO	4-2950RAA	433806-00-4	23 ,239 ,240 ,241 ,242 ,261 ,491 ,618 ,622 ,814 ,815 ,996 ,997 ,998 ,999 ,1000 ,1001 ,1002 ,1003 ,1004 ,1403 ,1404
GLYCO	4-4650RA	433702-00-4	207 ,212 ,213 ,228 ,343 ,907 ,908 ,910 ,911 ,913 ,1540
GLYCO	55-2535/6	441002-00-6	296 ,754 ,755 ,756



Cross Reference

Cross- Manu.	Reference-No.	SM-No.	On Page
GLYCO	55-2535/6	441002-00-6	296 ,754 ,755 ,756
GLYCO	55-2650/4	441501-00-4	273 ,275 ,278 ,304 ,305 ,613
GLYCO	55-3625	441006-00-1	249 ,742 ,743 ,744 ,748 ,749 ,1191 ,1192
GLYCO	55-3811	441504-00-1	278 to 280
GLYCO	55-3875/4	443803-00-4	23 ,243 ,857 ,858 ,1005 ,1283 ,1406
GLYCO	55-3985/4	441103-00-4	172 ,220 ,229 ,293 ,350 ,432 ,599 ,618 ,862 ,921 ,930 ,1208 ,1220 ,1289 ,1407
GLYCO	55-3987/4	441105-00-4	207 ,411 ,654 ,909 ,1205
GLYCO	55-4102/4	442101-00-4	208 ,209 ,210 ,291 ,343 ,412 ,420 ,430 ,771 ,780 ,854 ,909 ,910 ,912 ,1206 ,1281 ,1403 ,1404
GLYCO	55-4106/4	442001-00-4	355 ,356 ,357 ,358 ,359 ,360 ,361 ,362 ,363 ,368 ,369 ,370 ,371 ,539 ,541 ,542 ,543 ,544 ,799
GLYCO	55-4124/6	443806-00-6	1018 ,1019 ,1054
GLYCO	55-4150/4	441101-00-4	214 ,633 ,914 ,1057
GLYCO	55-4201/4	443701-00-4	215 ,216 ,217 ,346 ,348 ,480 ,588 ,916 ,917 ,918 ,1058 ,1207 ,1215
GLYCO	55-4217/6	442060-00-6	32 ,364 ,365 ,546 ,547 ,1249
GLYCO	55-4291/6	443805-00-6	608 ,1014 ,1015 ,1049
GLYCO	55-4294/4	443802-00-4	178 ,348 ,557 ,781 ,1011
GLYCO	55-4393/4	441104-00-4	223 ,224 ,353 ,354 ,925 ,1216
GLYCO	55-4499/4	443702-00-4	215 ,217 ,218 ,347 ,468 ,916 ,918 ,1057
GLYCO	55-4562/4	443804-00-4	817 ,818 ,860 ,861 ,862 ,1009 ,1010 ,1287 ,1288
GLYCO	55-4856/4	443808-00-4	240 ,618 ,622 ,740 ,814 ,999 ,1206
GLYCO	55-5089/4	443804-00-4	817 ,818 ,860 ,861 ,862 ,1009 ,1010 ,1287 ,1288
GLYCO	71-1227/6	435109-00-6	1411
GLYCO	71-1227/6-025	435109-25-6	1411
GLYCO	71-1227/6-050	435109-50-6	1411
GLYCO	71-2182/4	430702-00-4 430706-00-4	129 ,130 ,134
GLYCO	71-2182/4-025	430702-25-4 430706-25-4	129 ,130 ,134
GLYCO	71-2182/4-050	430702-50-4 430706-50-4	129 ,130 ,134
GLYCO	71-2182/4-075	430702-75-4	129 ,130 ,134
GLYCO	71-2182/4-100	430702-100-4	129 ,130 ,134
GLYCO	71-2549/1	431002-00-1	758
GLYCO	71-2549/6	431002-00-6	758
GLYCO	71-2549/6-025	431002-25-6	758
GLYCO	71-2549/6-050	431002-50-6	758
GLYCO	71-2549/6-075	431002-75-6	758
GLYCO	71-2549/6-100	431002-100-6	758
GLYCO	71-2834/1	431505-00-1	281 ,282 ,364 ,545 ,563 ,615 ,795
GLYCO	71-2834/1-025	431505-25-1	281 ,282 ,364 ,545 ,563 ,615 ,795
GLYCO	71-2965/1	431005-00-1	581 ,629 ,795 ,1155 ,1188 ,1255
GLYCO	71-2965/1-025	431005-25-1	581 ,629 ,795 ,1155 ,1188 ,1255
GLYCO	71-2965/1-050	431005-50-1	581 ,629 ,795 ,1155 ,1188 ,1255
GLYCO	71-3009/1	431014-00-1	628 ,629 ,757 ,758 ,759 ,760
GLYCO	71-3009/1-025	431014-25-1	628 ,629 ,757 ,758 ,759 ,760
GLYCO	71-3009/1-050	431014-50-1	628 ,629 ,757 ,758 ,759 ,760
GLYCO	71-3009/1-075	431014-75-1	628 ,629 ,757 ,758 ,759 ,760
GLYCO	71-3009/1-100	431014-100-1	628 ,629 ,757 ,758 ,759 ,760
GLYCO	71-3009/8	431014-00-8	628 ,629 ,757 ,758 ,759 ,760 ,795 ,796 ,1155
GLYCO	71-3009/8-025	431014-25-8	628 ,629 ,757 ,758 ,759 ,760 ,795 ,796 ,1155
GLYCO	71-3009/8-050	431014-50-8	628 ,629 ,757 ,758 ,759 ,760 ,795 ,796 ,1155
GLYCO	71-3167/1	431502-00-1	7 ,276 ,540 ,561 ,562
GLYCO	71-3167/1 025	431502-25-1	7 ,276 ,540 ,561 ,562
GLYCO	71-3167/1 050	431502-50-1	7 ,276 ,540 ,561 ,562
GLYCO	71-3276/4	435008-00-4	61 ,63 ,1130 ,1480 ,1481 ,1482 ,1483 ,1484 ,1495
GLYCO	71-3276/4-025	435008-25-4	61 ,63 ,1130 ,1480 ,1481 ,1482 ,1483 ,1484 ,1495
GLYCO	71-3276/4-050	435008-50-4	61 ,63 ,1130 ,1480 ,1481 ,1482 ,1483 ,1484 ,1495
GLYCO	71-3276/4-075	435008-75-4	61 ,63 ,1130 ,1480 ,1481 ,1482 ,1483 ,1484 ,1495
GLYCO	71-3324/1	431014-00-1	628 ,629 ,757 ,758 ,759 ,760

Cross Reference



Cross- Manu.	Reference-No.	SM-No.	On Page
GLYCO	71-3324/1	431014-00-1	628 ,629 ,757 ,758 ,759 ,760
GLYCO	71-3324/1-025	431014-25-1	628 ,629 ,757 ,758 ,759 ,760
GLYCO	71-3324/1-050	431014-50-1	628 ,629 ,757 ,758 ,759 ,760
GLYCO	71-3324/1-075	431014-75-1	628 ,629 ,757 ,758 ,759 ,760
GLYCO	71-3324/1-100	431014-100-1	628 ,629 ,757 ,758 ,759 ,760
GLYCO	71-3324/8	431014-00-8	628 ,629 ,757 ,758 ,759 ,760 ,795 ,796 ,1155
GLYCO	71-3324/8-025	431014-25-8	628 ,629 ,757 ,758 ,759 ,760 ,795 ,796 ,1155
GLYCO	71-3324/8-050	431014-50-8	628 ,629 ,757 ,758 ,759 ,760 ,795 ,796 ,1155
GLYCO	71-3419/4	430701-00-4	131 ,133
GLYCO	71-3419/4-025	430701-25-4	131 ,133
GLYCO	71-3419/4-050	430701-50-4	131 ,133
GLYCO	71-3419/6	430701-00-6	19 ,128 ,131 ,138 ,605
GLYCO	71-3419/6-025	430701-25-6	19 ,128 ,131 ,138 ,605
GLYCO	71-3419/6-050	430701-50-6	19 ,128 ,131 ,138 ,605
GLYCO	71-3442/4	435006-00-4	64 ,65 ,66 ,67 ,71 ,1136 ,1137 ,1169 ,1171 ,1485 ,1486 ,1489 ,1494 ,1496 ,1498 ,1499 ,1500 ,1503 ,1534
GLYCO	71-3442/4-025	435006-25-4	64 ,65 ,66 ,67 ,71 ,1136 ,1137 ,1169 ,1171 ,1485 ,1486 ,1489 ,1494 ,1496 ,1498 ,1499 ,1500 ,1503 ,1534
GLYCO	71-3442/4-050	435006-50-4	64 ,65 ,66 ,67 ,71 ,1136 ,1137 ,1169 ,1171 ,1485 ,1486 ,1489 ,1494 ,1496 ,1498 ,1499 ,1500 ,1503 ,1534
GLYCO	71-3442/4-075	435006-75-4	64 ,65 ,66 ,67 ,71 ,1136 ,1137 ,1169 ,1171 ,1485 ,1486 ,1489 ,1494 ,1496 ,1498 ,1499 ,1500 ,1503 ,1534
GLYCO	71-3446/6	435107-00-6	1408 to 1409
GLYCO	71-3446/6-050	435107-50-6	1408 to 1409
GLYCO	71-3447/1	433201-00-1	306 ,788
GLYCO	71-3447/1-025	433201-25-1	306 ,788
GLYCO	71-3447/1-050	433201-50-1	306 ,788
GLYCO	71-3447/1-075	433201-75-1	306 ,788
GLYCO	71-3447/1-100	433201-100-1	306 ,788
GLYCO	71-3480/6	435108-00-6	1409 to 1410
GLYCO	71-3480/6-025	435108-25-6	1409 to 1410
GLYCO	71-3480/6-050	435108-50-6	1409 to 1410
GLYCO	71-3531/4	433502-00-4	98 ,170 ,172 ,248 ,856 ,857 ,861 ,1284 ,1286 ,1288
GLYCO	71-3531/4-025	433502-25-4	98 ,170 ,172 ,248 ,856 ,857 ,861 ,1284 ,1286 ,1288
GLYCO	71-3531/4-50	433502-50-4	98 ,170 ,172 ,248 ,856 ,857 ,861 ,1284 ,1286 ,1288
GLYCO	71-3572/1	431006-00-1	296 ,754 ,755 ,756 ,757
GLYCO	71-3572/4	431006-00-4	754 ,756 ,757
GLYCO	71-3572/4-025	431006-25-4	754 ,756 ,757
GLYCO	71-3572/4-050	431006-50-4	754 ,756 ,757
GLYCO	71-3572/6	431006-00-6	296 ,754 ,755 ,756 ,757
GLYCO	71-3572/6-025	431006-25-6	296 ,754 ,755 ,756 ,757
GLYCO	71-3572/6-050	431006-50-6	296 ,754 ,755 ,756 ,757
GLYCO	71-3572/6-075	431006-75-6	296 ,754 ,755 ,756 ,757
GLYCO	71-3572/6-100	431006-100-6	296 ,754 ,755 ,756 ,757
GLYCO	71-3572/6-125	431006-125-6	296 ,754 ,755 ,756 ,757
GLYCO	71-3572/6-150	431006-150-6	296 ,754 ,755 ,756 ,757
GLYCO	71-3601/6	435102-00-6	1411 to 1412
GLYCO	71-3613/6	435106-00-6	1413
GLYCO	71-3613/6-025	435106-25-6	1413
GLYCO	71-3613/6-050	435106-50-6	1413
GLYCO	71-3616/4	435112-00-4	1408
GLYCO	71-3616/4-025	435112-25-4	1408
GLYCO	71-3616/4-050	435112-50-4	1408
GLYCO	71-3626/4	433501-00-4	98 ,170 ,171 ,172 ,173 ,248 ,249 ,464 ,498 ,588 ,857 ,859 ,861 ,863 ,1284 ,1285 ,1286 ,1288 ,1289 ,1290
GLYCO	71-3626/4-025	433501-25-4	98 ,170 ,171 ,172 ,173 ,248 ,249 ,464 ,498 ,588 ,857 ,859 ,861 ,863 ,1284 ,1285 ,1286 ,1288 ,1289 ,1290
GLYCO	71-3626/4-050	433501-50-4	98 ,170 ,171 ,172 ,173 ,248 ,249 ,464 ,498 ,588 ,857 ,859 ,861 ,863 ,1284 ,1285 ,1286 ,1288 ,1289 ,1290
GLYCO	71-3631/6	431303-00-6	262 ,796



Cross Reference

Cross- Manu.	Reference-No.	SM-No.	On Page
GLYCO	71-3631/6	431303-00-6	262 ,796
GLYCO	71-3639/4	430302-00-4	97 ,98 ,142 ,145 ,154 ,166 ,167 ,168 ,169 ,170 ,171 ,248 ,344 ,462 ,463 ,814 ,820 ,853 ,854 ,855 ,856 ,858 ,859 ,1061 ,1206 ,1279 ,1281 ,1282 ,1285
GLYCO	71-3639/4-025	430302-25-4	97 ,98 ,142 ,145 ,154 ,166 ,167 ,168 ,169 ,170 ,171 ,248 ,344 ,462 ,463 ,814 ,820 ,853 ,854 ,855 ,856 ,858 ,859 ,1061 ,1206 ,1279 ,1281 ,1282 ,1285
GLYCO	71-3639/4-050	430302-50-4	97 ,98 ,142 ,145 ,154 ,166 ,167 ,168 ,169 ,170 ,171 ,248 ,344 ,462 ,463 ,814 ,820 ,853 ,854 ,855 ,856 ,858 ,859 ,1061 ,1206 ,1279 ,1281 ,1282 ,1285
GLYCO	71-3639/4-075	430302-75-4	97 ,98 ,142 ,145 ,154 ,166 ,167 ,168 ,169 ,170 ,171 ,248 ,344 ,462 ,463 ,814 ,820 ,853 ,854 ,855 ,856 ,858 ,859 ,1061 ,1206 ,1279 ,1281 ,1282 ,1285
GLYCO	71-3639/4-100	430302-100-4	97 ,98 ,142 ,145 ,154 ,166 ,167 ,168 ,169 ,170 ,171 ,248 ,344 ,462 ,463 ,814 ,820 ,853 ,854 ,855 ,856 ,858 ,859 ,1061 ,1206 ,1279 ,1281 ,1282 ,1285
GLYCO	71-3639/4-125	430302-125-4	97 ,98 ,142 ,145 ,154 ,166 ,167 ,168 ,169 ,170 ,171 ,248 ,344 ,462 ,463 ,814 ,820 ,853 ,854 ,855 ,856 ,858 ,859 ,1061 ,1206 ,1279 ,1281 ,1282 ,1285
GLYCO	71-3645/4	431012-00-4	748
GLYCO	71-3645/4-025	431012-25-4	748
GLYCO	71-3645/4-050	431012-50-4	748
GLYCO	71-3645/5	431012-00-5	743 ,745 ,749 ,1191
GLYCO	71-3645/5-025	431012-25-5	743 ,745 ,749 ,1191
GLYCO	71-3645/5-050	431012-50-5	743 ,745 ,749 ,1191
GLYCO	71-3694/4	435002-00-4	62 ,72 ,73 ,74 ,75 ,76 ,77 ,78 ,82 ,83 ,84 ,85 ,1140 ,1141 ,1142 ,1143 ,1144 ,1147 ,1148 ,1149 ,1150 ,1172 ,1173 ,1177 ,1483 ,1489 ,1505 ,1506 ,1507 ,1508 ,1509 ,1510 ,1511 ,1512 ,1513 ,1514 ,1515 ,1518 ,1519 ,1520 ,1521 ,1522 ,1529 ,1530 ,1536
GLYCO	71-3694/4-025	435002-25-4	62 ,72 ,73 ,74 ,75 ,76 ,77 ,78 ,82 ,83 ,84 ,85 ,1140 ,1141 ,1142 ,1143 ,1144 ,1147 ,1148 ,1149 ,1150 ,1172 ,1173 ,1177 ,1483 ,1489 ,1505 ,1506 ,1507 ,1508 ,1509 ,1510 ,1511 ,1512 ,1513 ,1514 ,1515 ,1518 ,1519 ,1520 ,1521 ,1522 ,1529 ,1530 ,1536
GLYCO	71-3694/4-050	435002-50-4	62 ,72 ,73 ,74 ,75 ,76 ,77 ,78 ,82 ,83 ,84 ,85 ,1140 ,1141 ,1142 ,1143 ,1144 ,1147 ,1148 ,1149 ,1150 ,1172 ,1173 ,1177 ,1483 ,1489 ,1505 ,1506 ,1507 ,1508 ,1509 ,1510 ,1511 ,1512 ,1513 ,1514 ,1515 ,1518 ,1519 ,1520 ,1521 ,1522 ,1529 ,1530 ,1536
GLYCO	71-3694/4-075	435002-75-4	62 ,72 ,73 ,74 ,75 ,76 ,77 ,78 ,82 ,83 ,84 ,85 ,1140 ,1141 ,1142 ,1143 ,1144 ,1147 ,1148 ,1149 ,1150 ,1172 ,1173 ,1177 ,1483 ,1489 ,1505 ,1506 ,1507 ,1508 ,1509 ,1510 ,1511 ,1512 ,1513 ,1514 ,1515 ,1518 ,1519 ,1520 ,1521 ,1522 ,1529 ,1530 ,1536
GLYCO	71-3694/4-100	435002-100-4	62 ,72 ,73 ,74 ,75 ,76 ,77 ,78 ,82 ,83 ,84 ,85 ,1140 ,1141 ,1142 ,1143 ,1144 ,1147 ,1148 ,1149 ,1150 ,1172 ,1173 ,1177 ,1483 ,1489 ,1505 ,1506 ,1507 ,1508 ,1509 ,1510 ,1511 ,1512 ,1513 ,1514 ,1515 ,1518 ,1519 ,1520 ,1521 ,1522 ,1529 ,1530 ,1536
GLYCO	71-3694/5	435002-00-5	71 ,83 ,84 ,1513 ,1514
GLYCO	71-3694/5-025	435002-25-5	71 ,83 ,84 ,1513 ,1514
GLYCO	71-3704/4	430703-00-4	19 ,129 ,130 ,131 ,604 ,766 ,1058
GLYCO	71-3704/4-025	430703-25-4	19 ,129 ,130 ,131 ,604 ,766 ,1058
GLYCO	71-3704/4-050	430703-50-4	19 ,129 ,130 ,131 ,604 ,766 ,1058
GLYCO	71-3704/6	430703-00-6	19 ,128 ,131 ,138 ,604 ,858 ,1057 ,1284
GLYCO	71-3704/6-025	430703-25-6	19 ,128 ,131 ,138 ,604 ,858 ,1057 ,1284
GLYCO	71-3704/6-050	430703-50-6	19 ,128 ,131 ,138 ,604 ,858 ,1057 ,1284
GLYCO	71-3728/4	435005-00-4	68 ,69 ,414 ,1135 ,1136 ,1169 ,1170 ,1498 ,1499 ,1500 ,1529
GLYCO	71-3728/4-025	435005-25-4	68 ,69 ,414 ,1135 ,1136 ,1169 ,1170 ,1498 ,1499 ,1500 ,1529
GLYCO	71-3728/4-050	435005-50-4	68 ,69 ,414 ,1135 ,1136 ,1169 ,1170 ,1498 ,1499 ,1500 ,1529
GLYCO	71-3730/4	433706-00-4	215 ,217 ,218 ,347 ,468 ,916 ,918 ,1057
GLYCO	71-3730/4-050	433706-50-4	215 ,217 ,218 ,347 ,468 ,916 ,918 ,1057
GLYCO	71-3730/4-080	433706-80-4	215 ,217 ,218 ,347 ,468 ,916 ,918 ,1057
GLYCO	71-3754/5	435113-00-5	1009 ,1406 ,1407
GLYCO	71-3754/5-025	435113-25-5	1009 ,1406 ,1407
GLYCO	71-3754/5-050	435113-50-5	1009 ,1406 ,1407
GLYCO	71-3765/4	435010-00-4	1491
GLYCO	71-3765/4-025	435010-25-4	1491
GLYCO	71-3765/4-050	435010-50-4	1491
GLYCO	71-3765/4-075	435010-75-4	1491
GLYCO	71-3781/4	433705-00-4	224 ,261 ,925
GLYCO	71-3781/4-030	433705-30-4	224 ,261 ,925
GLYCO	71-3781/4-050	433705-50-4	224 ,261 ,925
GLYCO	71-3807/1	431503-00-1	278 ,279 ,280 ,1418 ,1419
GLYCO	71-3807/1-025	431503-25-1	278 ,279 ,280 ,1418 ,1419

Cross Reference



Cross- Manu.	Reference-No.	SM-No.	On Page
GLYCO	71-3807/1-025	431503-25-1	278 ,279 ,280 ,1418 ,1419
GLYCO	71-3807/6	431503-00-6	279 ,280 ,1410
GLYCO	71-3821/4	433516-00-4	860 ,1286
GLYCO	71-3821/4-025	433516-25-4	860 ,1286
GLYCO	71-3821/4-050	433516-50-4	860 ,1286
GLYCO	71-3821/4-075	433516-75-4	860 ,1286
GLYCO	71-3866/6	431302-00-6	263
GLYCO	71-3870/4	433509-00-4	171 ,861 ,1061 ,1287
GLYCO	71-3870/4-025	433509-25-4	171 ,861 ,1061 ,1287
GLYCO	71-3870/4-050	433509-50-4	171 ,861 ,1061 ,1287
GLYCO	71-3876/1	431013-00-1	446 ,746 ,747 ,763
GLYCO	71-3876/4	431013-00-4	746 ,763
GLYCO	71-3876/4-025	431013-25-4	746 ,763
GLYCO	71-3876/4-050	431013-50-4	746 ,763
GLYCO	71-3876/5	431013-00-5	446 ,746 ,747
GLYCO	71-3882/3	431201-00-3	740 ,1185
GLYCO	71-3904/4	435016-00-4	69 ,70 ,415 ,1134 ,1135 ,1137 ,1138 ,1139 ,1170 ,1171 ,1497 ,1498 ,1501 ,1502 ,1517 ,1528
GLYCO	71-3904/4-025	435016-25-4	69 ,70 ,415 ,1134 ,1135 ,1137 ,1138 ,1139 ,1170 ,1171 ,1497 ,1498 ,1501 ,1502 ,1517 ,1528
GLYCO	71-3904/4-050	435016-50-4	69 ,70 ,415 ,1134 ,1135 ,1137 ,1138 ,1139 ,1170 ,1171 ,1497 ,1498 ,1501 ,1502 ,1517 ,1528
GLYCO	71-3904/4-075	435016-75-4	69 ,70 ,415 ,1134 ,1135 ,1137 ,1138 ,1139 ,1170 ,1171 ,1497 ,1498 ,1501 ,1502 ,1517 ,1528
GLYCO	71-3922/1	431503-00-1	278 ,279 ,280 ,1418 ,1419
GLYCO	71-3922/1-025	431503-25-1	278 ,279 ,280 ,1418 ,1419
GLYCO	71-3922/6	431503-00-6	279 ,280 ,1410
GLYCO	71-3923/6	435111-00-6	1053 ,1414 ,1420
GLYCO	71-3923/6-025	435111-25-6	1053 ,1414 ,1420
GLYCO	71-3923/6-050	435111-50-6	1053 ,1414 ,1420
GLYCO	71-3929/4	435003-00-4	76 ,78 ,79 ,85 ,86 ,90 ,91 ,1132 ,1133 ,1141 ,1145 ,1146 ,1151 ,1173 ,1175 ,1177 ,1488 ,1489 ,1490 ,1506 ,1510 ,1515 ,1519 ,1520 ,1521 ,1523 ,1535
GLYCO	71-3930/4	435017-00-4	69 ,80 ,81 ,413 ,415 ,782 ,1135 ,1138 ,1142 ,1146 ,1171 ,1174 ,1176 ,1497 ,1501 ,1510 ,1516 ,1517 ,1531 ,1535 ,1537
GLYCO	71-3930/4-025	435017-25-4	69 ,80 ,81 ,413 ,415 ,782 ,1135 ,1138 ,1142 ,1146 ,1171 ,1174 ,1176 ,1497 ,1501 ,1510 ,1516 ,1517 ,1531 ,1535 ,1537
GLYCO	71-3930/4-050	435017-50-4	69 ,80 ,81 ,413 ,415 ,782 ,1135 ,1138 ,1142 ,1146 ,1171 ,1174 ,1176 ,1497 ,1501 ,1510 ,1516 ,1517 ,1531 ,1535 ,1537
GLYCO	71-3930/4-075	435017-75-4	69 ,80 ,81 ,413 ,415 ,782 ,1135 ,1138 ,1142 ,1146 ,1171 ,1174 ,1176 ,1497 ,1501 ,1510 ,1516 ,1517 ,1531 ,1535 ,1537
GLYCO	71-3930/5	435017-00-5	1516
GLYCO	71-3930/5-025	435017-25-5	1516
GLYCO	71-3930/5-050	435017-50-5	1516
GLYCO	71-3952/4	431106-00-4	172 ,220 ,221 ,229 ,292 ,293 ,350 ,351 ,418 ,432 ,433 ,439 ,440 ,599 ,605 ,618 ,782 ,862 ,921 ,930 ,1208 ,1220 ,1289 ,1407
GLYCO	71-3952/4-030	431106-30-4	172 ,220 ,221 ,229 ,292 ,293 ,350 ,351 ,418 ,432 ,433 ,439 ,440 ,599 ,605 ,618 ,782 ,862 ,921 ,930 ,1208 ,1220 ,1289 ,1407
GLYCO	71-3952/4-050	431106-50-4	172 ,220 ,221 ,229 ,292 ,293 ,350 ,351 ,418 ,432 ,433 ,439 ,440 ,599 ,605 ,618 ,782 ,862 ,921 ,930 ,1208 ,1220 ,1289 ,1407
GLYCO	71-3952/4-080	431106-80-4	172 ,220 ,221 ,229 ,292 ,293 ,350 ,351 ,418 ,432 ,433 ,439 ,440 ,599 ,605 ,618 ,782 ,862 ,921 ,930 ,1208 ,1220 ,1289 ,1407
GLYCO	71-3952/4-100	431106-100-4	172 ,220 ,221 ,229 ,292 ,293 ,350 ,351 ,418 ,432 ,433 ,439 ,440 ,599 ,605 ,618 ,782 ,862 ,921 ,930 ,1208 ,1220 ,1289 ,1407
GLYCO	71-3986/4	431103-00-4	207 ,291 ,411 ,654 ,909 ,1205 ,1237
GLYCO	71-3986/4-030	431103-30-4	207 ,291 ,411 ,654 ,909 ,1205 ,1237
GLYCO	71-3986/4-050	431103-50-4	207 ,291 ,411 ,654 ,909 ,1205 ,1237
GLYCO	71-3986/4-080	431103-80-4	207 ,291 ,411 ,654 ,909 ,1205 ,1237
GLYCO	71-3988/4	433521-00-4	243 ,781 ,816 ,857 ,858 ,860 ,1005 ,1006 ,1008 ,1009 ,1207 ,1283 ,1284 ,1286 ,1405
GLYCO	71-3988/4-025	433521-25-4	243 ,781 ,816 ,857 ,858 ,860 ,1005 ,1006 ,1008 ,1009 ,1207 ,1283 ,1284 ,1286 ,1405
GLYCO	71-3988/4-050	433521-50-4	243 ,781 ,816 ,857 ,858 ,860 ,1005 ,1006 ,1008 ,1009 ,1207 ,1283 ,1284 ,1286 ,1405



Cross Reference

Cross- Manu.	Reference-No.	SM-No.	On Page
GLYCO	71-3988/4-050	433521-50-4	243 ,781 ,816 ,857 ,858 ,860 ,1005 ,1006 ,1008 ,1009 ,1207 ,1283 ,1284 ,1286 ,1405
GLYCO	71-3998/4	431030-00-4	741
GLYCO	71-3998/4-025	431030-25-4	741
GLYCO	71-3998/4-050	431030-50-4	741
GLYCO	71-3998/4-075	431030-75-4	741
GLYCO	71-4013/4	431028-00-4	741
GLYCO	71-4013/4-025	431028-25-4	741
GLYCO	71-4013/4-050	431028-50-4	741
GLYCO	71-4033/4 CU	433504-00-4	13 ,166 ,177 ,205 ,341 ,410 ,595 ,632 ,636 ,853 ,906 ,1199 ,1205 ,1220 ,1279
GLYCO	71-4052/6	435116-00-6	1018 ,1414 ,1415 ,1420
GLYCO	71-4052/6-025	435116-25-6	1018 ,1414 ,1415 ,1420
GLYCO	71-4052/6-050	435116-50-6	1018 ,1414 ,1415 ,1420
GLYCO	71-4060/6	435114-00-6	1017 ,1412 ,1420
GLYCO	71-4060/6-025	435114-25-6	1017 ,1412 ,1420
GLYCO	71-4066/4	432106-00-4	221 ,351 ,418 ,419 ,421 ,432 ,433 ,434 ,435 ,440 ,553 ,605 ,922
GLYCO	71-4066/4-025	432106-25-4	221 ,351 ,418 ,419 ,421 ,432 ,433 ,434 ,435 ,440 ,553 ,605 ,922
GLYCO	71-4066/4-050	432106-50-4	221 ,351 ,418 ,419 ,421 ,432 ,433 ,434 ,435 ,440 ,553 ,605 ,922
GLYCO	71-4080/4	432002-00-4	352 ,537 ,539
GLYCO	71-4080/4-025	432002-25-4	352 ,537 ,539
GLYCO	71-4080/4-050	432002-50-4	352 ,537 ,539
GLYCO	71-4087/6	432013-00-6	32 ,494 ,544
GLYCO	71-4095/6	432008-00-6	32 ,546
GLYCO	71-4104/4	432009-00-4	356 ,357 ,359 ,360 ,368 ,543
GLYCO	71-4104/4-025	432009-25-4	356 ,357 ,359 ,360 ,368 ,543
GLYCO	71-4104/4-050	432009-50-4	356 ,357 ,359 ,360 ,368 ,543
GLYCO	71-4104/4-075	432009-75-4	356 ,357 ,359 ,360 ,368 ,543
GLYCO	71-4113/1	433809-00-1	1015 ,1018 ,1019 ,1054
GLYCO	71-4113/1-050	433809-50-1	1015 ,1018 ,1019 ,1054
GLYCO	71-4113/6	433809-00-6	1019 ,1020 ,1054
GLYCO	71-4113/6-025	433809-25-6	1019 ,1020 ,1054
GLYCO	71-4113/6-050	433809-50-6	1019 ,1020 ,1054
GLYCO	71-4113/6-075	433809-75-6	1019 ,1020 ,1054
GLYCO	71-4113/6-100	433809-100-6	1019 ,1020 ,1054
GLYCO	71-4130/4	433807-00-4	15 ,94 ,224 ,354 ,537 ,538 ,600 ,791 ,864 ,926 ,1012 ,1013 ,1047 ,1048 ,1152 ,1290 ,1291
GLYCO	71-4130/4-025	433807-25-4	15 ,94 ,224 ,354 ,537 ,538 ,600 ,791 ,864 ,926 ,1012 ,1013 ,1047 ,1048 ,1152 ,1290 ,1291
GLYCO	71-4130/4-050	433807-50-4	15 ,94 ,224 ,354 ,537 ,538 ,600 ,791 ,864 ,926 ,1012 ,1013 ,1047 ,1048 ,1152 ,1290 ,1291
GLYCO	71-4145/4	439603-00-4	1238 to 1239
GLYCO	71-4145/4-025	439603-25-4	1238 to 1239
GLYCO	71-4145/4-050	439603-50-4	1238 to 1239
GLYCO	71-4151/4	432107-00-4	416
GLYCO	71-4151/4-025	432107-25-4	416
GLYCO	71-4151/4-050	432107-50-4	416
GLYCO	71-4156/4	439001-00-4	424 ,499 ,820 ,821
GLYCO	71-4156/4-025	439001-25-4	424 ,499 ,820 ,821
GLYCO	71-4156/4-050	439001-50-4	424 ,499 ,820 ,821
GLYCO	71-4157/4	430101-00-4	14 ,15 ,345 ,346 ,348 ,556 ,597 ,598
GLYCO	71-4157/4-025	430101-25-4	14 ,15 ,345 ,346 ,348 ,556 ,597 ,598
GLYCO	71-4157/4-050	430101-50-4	14 ,15 ,345 ,346 ,348 ,556 ,597 ,598
GLYCO	71-4170/4	433827-00-4	1013 ,1014 ,1048 ,1067
GLYCO	71-4170/4-025	433827-25-4	1013 ,1014 ,1048 ,1067
GLYCO	71-4170/4-050	433827-50-4	1013 ,1014 ,1048 ,1067
GLYCO	71-4170/4-075	433827-75-4	1013 ,1014 ,1048 ,1067
GLYCO	71-4185/4	433815-00-4	15 ,94 ,354 ,537 ,538 ,600 ,757 ,1012 ,1013 ,1047 ,1048 ,1152
GLYCO	71-4185/4-025	433815-25-4	15 ,94 ,354 ,537 ,538 ,600 ,757 ,1012 ,1013 ,1047 ,1048 ,1152
GLYCO	71-4185/4-050	433815-50-4	15 ,94 ,354 ,537 ,538 ,600 ,757 ,1012 ,1013 ,1047 ,1048 ,1152
GLYCO	71-4194/4	438703-00-4	285 ,353 ,421 ,422 ,435 ,481 ,482 ,488 ,550 ,574 ,660 ,781 ,782 ,783 ,784

Cross Reference



Cross- Manu.	Reference-No.	SM-No.	On Page
GLYCO	71-4194/4	438703-00-4	285 ,353 ,421 ,422 ,435 ,481 ,482 ,488 ,550 ,574 ,660 ,781 ,782 ,783 ,784
GLYCO	71-4194/4-025	438703-25-4	285 ,353 ,421 ,422 ,435 ,481 ,482 ,488 ,550 ,574 ,660 ,781 ,782 ,783 ,784
GLYCO	71-4194/4-050	438703-50-4	285 ,353 ,421 ,422 ,435 ,481 ,482 ,488 ,550 ,574 ,660 ,781 ,782 ,783 ,784
GLYCO	71-4194/4-075	438703-75-4	285 ,353 ,421 ,422 ,435 ,481 ,482 ,488 ,550 ,574 ,660 ,781 ,782 ,783 ,784
GLYCO	71-4215/6	432012-00-6	32 ,365 ,547 ,1249
GLYCO	71-4215/6-025	432012-25-6	32 ,365 ,547 ,1249
GLYCO	71-4220/6	433902-00-6	1111
GLYCO	71-4220/6-025	433902-25-6	1111
GLYCO	71-4220/6-050	433902-50-6	1111
GLYCO	71-4221/6	432060-00-6	364 ,546
GLYCO	71-4221/6-020	432060-50-6	364 ,546
GLYCO	71-4221/6-025	432060-25-6	364 ,546
GLYCO	71-4222/1	433816-00-1	1015 ,1017 ,1050 ,1052
GLYCO	71-4229/4	432003-00-4	354 ,355 ,356 ,358 ,361 ,362 ,368 ,369 ,370 ,539 ,541 ,1249
GLYCO	71-4229/4-025	432003-25-4	354 ,355 ,356 ,358 ,361 ,362 ,368 ,369 ,370 ,539 ,541 ,1249
GLYCO	71-4229/4-050	432003-50-4	354 ,355 ,356 ,358 ,361 ,362 ,368 ,369 ,370 ,539 ,541 ,1249
GLYCO	71-4236/6	435104-00-6	1413
GLYCO	71-4236/6-025	435104-25-6	1413
GLYCO	71-4236/6-050	435104-50-6	1413
GLYCO	71-4237/6	433901-00-6	795 ,1111
GLYCO	71-4237/6-025	433901-25-6	795 ,1111
GLYCO	71-4237/6-050	433901-50-6	795 ,1111
GLYCO	71-4243/4	433805-00-4 433826-00-4	240 ,618 ,622 ,740 ,814 ,815 ,999 ,1000 ,1206
GLYCO	71-4243/4-025	433805-25-4 433826-25-4	240 ,618 ,622 ,740 ,814 ,815 ,999 ,1000 ,1206
GLYCO	71-4243/4-050	433805-50-4 433826-50-4	240 ,618 ,622 ,740 ,814 ,815 ,999 ,1000 ,1206
GLYCO	71-4243/4-075	433805-75-4	240 ,618 ,622 ,740 ,814 ,815 ,999 ,1000 ,1206
GLYCO	71-4246/4	432109-00-4 432112-00-4	208 ,209 ,291 ,343 ,411 ,412 ,420 ,430 ,771 ,780 ,909 ,1206 ,1404
GLYCO	71-4246/4-025	432109-25-4	208 ,209 ,291 ,343 ,411 ,412 ,420 ,430 ,771 ,780 ,909 ,1206 ,1404
GLYCO	71-4246/4-030	432109-30-4 432112-30-4	208 ,209 ,291 ,343 ,411 ,412 ,420 ,430 ,771 ,780 ,909 ,1206 ,1404
GLYCO	71-4246/4-050	432109-50-4 432112-50-4	208 ,209 ,291 ,343 ,411 ,412 ,420 ,430 ,771 ,780 ,909 ,1206 ,1404
GLYCO	71-4246/4-080	432109-80-4 432112-80-4	208 ,209 ,291 ,343 ,411 ,412 ,420 ,430 ,771 ,780 ,909 ,1206 ,1404
GLYCO	71-4278/4	435304-00-4	173 ,267 ,416 ,419 ,434 ,574 ,655 ,657 ,658 ,818 ,1208
GLYCO	71-4278/4-025	435304-25-4	173 ,267 ,416 ,419 ,434 ,574 ,655 ,657 ,658 ,818 ,1208
GLYCO	71-4278/4-050	435304-50-4	173 ,267 ,416 ,419 ,434 ,574 ,655 ,657 ,658 ,818 ,1208
GLYCO	71-4278/4-075	435304-75-4	173 ,267 ,416 ,419 ,434 ,574 ,655 ,657 ,658 ,818 ,1208
GLYCO	71-4278/4-100	435304-100-4	173 ,267 ,416 ,419 ,434 ,574 ,655 ,657 ,658 ,818 ,1208
GLYCO	71-4278/4-125	435304-125-4	173 ,267 ,416 ,419 ,434 ,574 ,655 ,657 ,658 ,818 ,1208
GLYCO	71-4284/6	432010-00-6	32 ,364 ,545 ,1249
GLYCO	71-4289/6	433814-00-6	1014 ,1015 ,1049
GLYCO	71-4289/6-025	433814-25-6	1014 ,1015 ,1049
GLYCO	71-4289/6-050	433814-50-6	1014 ,1015 ,1049
GLYCO	71-4290/1	433811-00-1	494 ,608 ,1016 ,1017 ,1018 ,1051 ,1052 ,1053
GLYCO	71-4290/1-025	433811-25-1	494 ,608 ,1016 ,1017 ,1018 ,1051 ,1052 ,1053
GLYCO	71-4290/1-050	433811-50-1	494 ,608 ,1016 ,1017 ,1018 ,1051 ,1052 ,1053
GLYCO	71-4290/6	433811-00-6	608 ,1016 ,1017 ,1051 ,1052 ,1053
GLYCO	71-4290/6-025	433811-25-6	608 ,1016 ,1017 ,1051 ,1052 ,1053
GLYCO	71-4290/6-050	433811-50-6	608 ,1016 ,1017 ,1051 ,1052 ,1053
GLYCO	71-4295/1	433810-00-1	1016 ,1017 ,1051
GLYCO	71-4295/1-025	433810-25-1	1016 ,1017 ,1051
GLYCO	71-4295/1-050	433810-50-1	1016 ,1017 ,1051
GLYCO	71-4295/1-100	433810-100-1	1016 ,1017 ,1051
GLYCO	71-4295/6	433810-00-6	1016 ,1017 ,1051
GLYCO	71-4295/6-025	433810-25-6	1016 ,1017 ,1051
GLYCO	71-4295/6-050	433810-50-6	1016 ,1017 ,1051



Cross Reference

Cross- Manu.	Reference-No.	SM-No.	On Page
GLYCO	71-4295/6-050	433810-50-6	1016 ,1017 ,1051
GLYCO	71-4297/4	433507-00-4	169 ,498 ,656 ,855 ,856 ,858 ,1281 ,1282 ,1283
GLYCO	71-4297/4-025	433507-25-4	169 ,498 ,656 ,855 ,856 ,858 ,1281 ,1282 ,1283
GLYCO	71-4297/4-050	433507-50-4	169 ,498 ,656 ,855 ,856 ,858 ,1281 ,1282 ,1283
GLYCO	71-4306/1	433817-00-1	1018 ,1019 ,1054
GLYCO	71-4306/1-050	433817-50-1	1018 ,1019 ,1054
GLYCO	71-4306/6	433817-00-6	1018 ,1019 ,1054
GLYCO	71-4309/3	439617-00-3	97 ,267 ,299 ,571 ,1237 ,1281
GLYCO	71-4311/4	433803-00-4	23 ,24 ,241 ,780 ,781 ,930 ,1001 ,1005 ,1006 ,1007 ,1008 ,1404 ,1405 ,1406
GLYCO	71-4311/4-025	433803-25-4	23 ,24 ,241 ,780 ,781 ,930 ,1001 ,1005 ,1006 ,1007 ,1008 ,1404 ,1405 ,1406
GLYCO	71-4311/4-050	433803-50-4	23 ,24 ,241 ,780 ,781 ,930 ,1001 ,1005 ,1006 ,1007 ,1008 ,1404 ,1405 ,1406
GLYCO	71-4311/4-075	433803-75-4	23 ,24 ,241 ,780 ,781 ,930 ,1001 ,1005 ,1006 ,1007 ,1008 ,1404 ,1405 ,1406
GLYCO	71-4327/4	437201-00-4	
GLYCO	71-4327/4-025	437201-25-4	
GLYCO	71-4327/4-050	437201-50-4	
GLYCO	71-4360/4	432408-00-4	785
GLYCO	71-4360/4-025	432408-25-4	785
GLYCO	71-4360/4-050	432408-50-4	785
GLYCO	71-4389/4	432016-00-4	356 ,357 ,359 ,360 ,361 ,368 ,370 ,539 ,541 ,543 ,799
GLYCO	71-4389/4 025	432016-25-4	356 ,357 ,359 ,360 ,361 ,368 ,370 ,539 ,541 ,543 ,799
GLYCO	71-4389/6	432016-00-6	357 ,358 ,359 ,362 ,363 ,369 ,370 ,371 ,542 ,544 ,799
GLYCO	71-4565/4	439607-00-4	1239 to 1240
GLYCO	71-4565/4-025	439607-25-4	1239 to 1240
GLYCO	71-4565/4-050	439607-50-4	1239 to 1240
GLYCO	71-4565/4-075	439607-75-4	1239 to 1240
GLYCO	71-4567/4	438702-00-4	784 to 785
GLYCO	71-4567/4-025	438702-25-4	784 to 785
GLYCO	71-4567/4-050	438702-50-4	784 to 785
GLYCO	71-4567/4-075	438702-75-4	784 to 785
GLYCO	71-4580/4	439002-00-4 439004-00-4	819 to 820
GLYCO	71-4580/4-025	439002-25-4	819 to 820
GLYCO	71-4580/4-050	439002-50-4	819 to 820
GLYCO	71-4716/1	431506-00-1	280 ,281 ,1050 ,1411 ,1419
GLYCO	71-4716/6	431506-00-6 431512-00-6	280 ,1050 ,1411 ,1419
GLYCO	71-4723/1	431509-00-1	276 ,1064 ,1418
GLYCO	71-4723/1-025	431509-25-1	276 ,1064 ,1418
GLYCO	71-4724/4	431029-00-4	446 ,556 ,741 ,763
GLYCO	71-4724/4-025	431029-25-4	446 ,556 ,741 ,763
GLYCO	71-4744/4	433825-00-4	819 ,863 ,1011 ,1012 ,1290
GLYCO	71-4744/4-025	433825-25-4	819 ,863 ,1011 ,1012 ,1290
GLYCO	71-4744/4-050	433825-50-4	819 ,863 ,1011 ,1012 ,1290
GLYCO	71-4806/4	430709-00-4	129 ,132 ,133 ,138 ,139
GLYCO	71-4806/4-025	430709-25-4	129 ,132 ,133 ,138 ,139
GLYCO	71-4806/4-050	430709-50-4	129 ,132 ,133 ,138 ,139
GLYCO	71-4806/4-075	430709-75-4	129 ,132 ,133 ,138 ,139
GLYCO	71-4806/6	430709-00-6	129 ,133 ,138 ,139
GLYCO	71-4806/6-025	430709-25-6	129 ,133 ,138 ,139
GLYCO	71-4940/4	433514-00-4	818 ,862 ,1010 ,1011 ,1288
GLYCO	71-4940/4-025	433514-25-4	818 ,862 ,1010 ,1011 ,1288
GLYCO	71-4940/4-050	433514-50-4	818 ,862 ,1010 ,1011 ,1288
GLYCO	71-4949/6	435116-00-6	1018 ,1414 ,1415 ,1420
GLYCO	71-4986/6	430803-00-6	232 ,424 ,1220 ,1525
GLYCO	71-5006/4	432410-00-4	481 ,573
GLYCO	71-5006/4-025	432410-25-4	481 ,573
GLYCO	71-5006/4-050	432410-50-4	481 ,573
GLYCO	71-5050/4	433605-00-4	7 ,174 ,639 ,869 ,870 ,871 ,1408 ,1409 ,1525
GLYCO	71-5050/4-025	433605-25-4	7 ,174 ,639 ,869 ,870 ,871 ,1408 ,1409 ,1525

Cross Reference



Cross- Manu.	Reference-No.	SM-No.	On Page
GLYCO	71-5050/4-025	433605-25-4	7 ,174 ,639 ,869 ,870 ,871 ,1408 ,1409 ,1525
GLYCO	71-5050/4-050	433605-50-4	7 ,174 ,639 ,869 ,870 ,871 ,1408 ,1409 ,1525
GLYCO	71-5050/4-075	433605-75-4	7 ,174 ,639 ,869 ,870 ,871 ,1408 ,1409 ,1525
GLYCO	72-3168/7	401502-00-6	276 ,540 ,562 ,614
GLYCO	72-3448/1	403201-00-1	306 ,788
GLYCO	72-3448/1-025	403201-25-1	306 ,788
GLYCO	72-3448/1-050	403201-50-1	306 ,788
GLYCO	72-3448/1-075	403201-75-1	306 ,788
GLYCO	72-3448/1-100	403201-100-1	306 ,788
GLYCO	72-3856/5	401012-00-4	746 ,763
GLYCO	72-3856/5-025	401012-25-4	746 ,763
GLYCO	72-3856/5-050	401012-50-4	746 ,763
GLYCO	72-3856/6	401012-00-5	94 ,446 ,746 ,749 ,1191
GLYCO	72-3856/6-025	401012-25-5	94 ,446 ,746 ,749 ,1191
GLYCO	72-3995/5	403507-00-4 403515-00-4	13 ,14 ,15 ,151 ,178 ,345 ,347 ,464 ,597 ,598 ,859 ,1061 ,1285
GLYCO	72-3995/5-025	403515-25-4	13 ,14 ,15 ,151 ,178 ,345 ,347 ,464 ,597 ,598 ,859 ,1061 ,1207 ,1285
GLYCO	72-3995/5-050	403515-50-4	13 ,14 ,15 ,151 ,178 ,345 ,347 ,464 ,597 ,598 ,859 ,1061 ,1207 ,1285
GLYCO	72-4014/5	401018-00-4	741
GLYCO	72-4014/5-025	401018-25-4	741
GLYCO	72-4014/5-050	401018-50-4	741
GLYCO	72-4072/7	403902-00-6	1111 ,1112 ,1255
GLYCO	72-4072/7-025	403902-25-6	1111 ,1112 ,1255
GLYCO	72-4072/7-050	403902-50-6	1111 ,1112 ,1255
GLYCO	72-4546/5	402009-00-4	355 ,356 ,357 ,358 ,359 ,360 ,361 ,362 ,363 ,368 ,369 ,370 ,371 ,539 ,542 ,543 ,544 ,799
GLYCO	72-4546/5-025	402009-25-4	355 ,356 ,357 ,358 ,359 ,360 ,361 ,362 ,363 ,368 ,369 ,370 ,371 ,539 ,542 ,543 ,544 ,799
GLYCO	72-4546/5-050	402009-50-4	355 ,356 ,357 ,358 ,359 ,360 ,361 ,362 ,363 ,368 ,369 ,370 ,371 ,539 ,542 ,543 ,544 ,799
GLYCO	72-4546/5-075	402009-75-4	355 ,356 ,357 ,358 ,359 ,360 ,361 ,362 ,363 ,368 ,369 ,370 ,371 ,539 ,542 ,543 ,544 ,799
GLYCO	72-4547/1	402003-00-1	354 ,355 ,356 ,357 ,358 ,361 ,362 ,368 ,369 ,370 ,539 ,541 ,1249
GLYCO	72-4547/5	402003-00-4	355 ,356 ,358 ,368 ,369 ,541 ,1249
GLYCO	72-4547/5-025	402003-25-4	355 ,356 ,358 ,368 ,369 ,541 ,1249
GLYCO	72-4547/5-050	402003-50-4	355 ,356 ,358 ,368 ,369 ,541 ,1249
GLYCO	72-4547/5-075	402003-75-4	355 ,356 ,358 ,368 ,369 ,541 ,1249
GLYCO	72-4550	405602-00-3	
GLYCO	72-4556/5	402015-00-4	357 ,358 ,359 ,360 ,361 ,362 ,363 ,368 ,369 ,370 ,371 ,539 ,541 ,542 ,543 ,544
GLYCO	72-4556/5 025	402015-25-4	357 ,358 ,359 ,360 ,361 ,362 ,363 ,368 ,369 ,370 ,371 ,539 ,541 ,542 ,543 ,544
GLYCO	72-4556/7	402015-00-6	357 ,358 ,359 ,360 ,361 ,362 ,363 ,368 ,369 ,370 ,371 ,539 ,541 ,542 ,543 ,544
GLYCO	72-4717/7	401507-00-6	280 ,281 ,1050 ,1411
GLYCO	72-4717/7-025	401507-25-6	280 ,281 ,1050 ,1411
GLYCO	72-4725/4	401020-00-4	446 ,556 ,741 ,763
GLYCO	72-4725/4-025	401020-25-4	446 ,556 ,741 ,763
GLYCO	72-4726H/1	401020-00-4	446 ,556 ,741 ,763
GLYCO	72-4726H/1-025	401020-25-4	446 ,556 ,741 ,763
GLYCO	723448-100	403201-100-1	306 ,788
GLYCO	73-4828/1	465002-00-1	1516 to 1517
GLYCO	A087/4	411503-00-2	7 ,276 ,277 ,304 ,539 ,540 ,561 ,562 ,614
GLYCO	A110/4	411502-00-2	273 ,274 ,275 ,277 ,278 ,303 ,304 ,305 ,540 ,541 ,560 ,561 ,562 ,563 ,613 ,614 ,615
GLYCO	A113/4	411004-00-2	745 ,746 ,751 ,752 ,753
GLYCO	A116/4	413201-00-2	306 ,788
GLYCO	A122/4	415101-00-2	1411 to 1412
GLYCO	A122/4-025	415101-25-2	1411 to 1412
GLYCO	A122/4-050	415101-50-2	1411 to 1412



Cross Reference

Cross- Manu.	Reference-No.	SM-No.	On Page
GLYCO	A122/4-050	415101-50-2	1411 to 1412
GLYCO	A123/4	415001-00-2	24 ,61 ,62 ,63 ,64 ,65 ,66 ,67 ,68 ,69 ,70 ,71 ,72 ,73 ,74 ,75 ,76 ,77 ,78 ,79 ,80 ,81 ,82 ,83 ,84 ,85 ,90 ,91 ,413 ,414 ,415 ,416 ,422 ,439 ,556 ,628 ,781 ,782 ,816 ,1129 ,1130 ,1131 ,1132 ,1133 ,1134 ,1135 ,1136 ,1137 ,1138 ,1139 ,1140 ,1141 ,1142 ,1143 ,1144 ,1145 ,1146 ,1147 ,1148 ,1149 ,1150 ,1151 ,1167 ,1168 ,1169 ,1170 ,1171 ,1172 ,1173 ,1174 ,1175 ,1176 ,1177 ,1181 ,1480 ,1481 ,1482 ,1483 ,1484 ,1485 ,1486 ,1487 ,1488 ,1489 ,1490 ,1491 ,1492 ,1493 ,1494 ,1495 ,1496 ,1497 ,1498 ,1499 ,1500 ,1501 ,1502 ,1503 ,1504 ,1505 ,1506 ,1507 ,1508 ,1509 ,1510 ,1511 ,1512 ,1513 ,1514 ,1515 ,1516 ,1517 ,1518 ,1519 ,1520 ,1521 ,1522 ,1523 ,1524 ,1528 ,1529 ,1530 ,1531 ,1534 ,1535 ,1536 ,1537 ,1540
GLYCO	A123/4-010	415001-10-2	24 ,61 ,62 ,63 ,64 ,65 ,66 ,67 ,68 ,69 ,70 ,71 ,72 ,73 ,74 ,75 ,76 ,77 ,78 ,79 ,80 ,81 ,82 ,83 ,84 ,85 ,90 ,91 ,413 ,414 ,415 ,416 ,422 ,439 ,556 ,628 ,781 ,782 ,816 ,1129 ,1130 ,1131 ,1132 ,1133 ,1134 ,1135 ,1136 ,1137 ,1138 ,1139 ,1140 ,1141 ,1142 ,1143 ,1144 ,1145 ,1146 ,1147 ,1148 ,1149 ,1150 ,1151 ,1167 ,1168 ,1169 ,1170 ,1171 ,1172 ,1173 ,1174 ,1175 ,1176 ,1177 ,1181 ,1480 ,1481 ,1482 ,1483 ,1484 ,1485 ,1486 ,1487 ,1488 ,1489 ,1490 ,1491 ,1492 ,1493 ,1494 ,1495 ,1496 ,1497 ,1498 ,1499 ,1500 ,1501 ,1502 ,1503 ,1504 ,1505 ,1506 ,1507 ,1508 ,1509 ,1510 ,1511 ,1512 ,1513 ,1514 ,1515 ,1516 ,1517 ,1518 ,1519 ,1520 ,1521 ,1522 ,1523 ,1524 ,1528 ,1529 ,1530 ,1531 ,1534 ,1535 ,1536 ,1537 ,1540
GLYCO	A123/4-020	415001-20-2	24 ,61 ,62 ,63 ,64 ,65 ,66 ,67 ,68 ,69 ,70 ,71 ,72 ,73 ,74 ,75 ,76 ,77 ,78 ,79 ,80 ,81 ,82 ,83 ,84 ,85 ,90 ,91 ,413 ,414 ,415 ,416 ,422 ,439 ,556 ,628 ,781 ,782 ,816 ,1129 ,1130 ,1131 ,1132 ,1133 ,1134 ,1135 ,1136 ,1137 ,1138 ,1139 ,1140 ,1141 ,1142 ,1143 ,1144 ,1145 ,1146 ,1147 ,1148 ,1149 ,1150 ,1151 ,1167 ,1168 ,1169 ,1170 ,1171 ,1172 ,1173 ,1174 ,1175 ,1176 ,1177 ,1181 ,1480 ,1481 ,1482 ,1483 ,1484 ,1485 ,1486 ,1487 ,1488 ,1489 ,1490 ,1491 ,1492 ,1493 ,1494 ,1495 ,1496 ,1497 ,1498 ,1499 ,1500 ,1501 ,1502 ,1503 ,1504 ,1505 ,1506 ,1507 ,1508 ,1509 ,1510 ,1511 ,1512 ,1513 ,1514 ,1515 ,1516 ,1517 ,1518 ,1519 ,1520 ,1521 ,1522 ,1523 ,1524 ,1528 ,1529 ,1530 ,1531 ,1534 ,1535 ,1536 ,1537 ,1540
GLYCO	A126/4	415106-00-2	1409 to 1410
GLYCO	A126/4-025	415106-25-2	1409 to 1410
GLYCO	A126/4-050	415106-50-2	1409 to 1410
GLYCO	A129/4	411003-00-2	94 ,249 ,250 ,446 ,741 ,742 ,743 ,744 ,745 ,746 ,747 ,748 ,749 ,750 ,752 ,753 ,763 ,1191 ,1192 ,1193
GLYCO	A129/4-010	411003-10-2	94 ,249 ,250 ,446 ,741 ,742 ,743 ,744 ,745 ,746 ,747 ,748 ,749 ,750 ,752 ,753 ,763 ,1191 ,1192 ,1193
GLYCO	A129/4-020	411003-20-2	94 ,249 ,250 ,446 ,741 ,742 ,743 ,744 ,745 ,746 ,747 ,748 ,749 ,750 ,752 ,753 ,763 ,1191 ,1192 ,1193
GLYCO	A131/4	415104-00-2	1017 ,1018 ,1411 ,1412 ,1413 ,1414 ,1419 ,1420
GLYCO	A131/4-025	415104-25-2	1017 ,1018 ,1411 ,1412 ,1413 ,1414 ,1419 ,1420
GLYCO	A131/4-050	415104-50-2	1017 ,1018 ,1411 ,1412 ,1413 ,1414 ,1419 ,1420
GLYCO	A142/4	411301-00-2	262 to 263
GLYCO	A154/2	411201-00-1	740 ,1185
GLYCO	A160/4	411106-00-2	216 ,346 ,917
GLYCO	A163/4	411005-00-2	480 ,740 ,741 ,742 ,782 ,1185
GLYCO	A163/4-010	411005-10-2	480 ,740 ,741 ,742 ,782 ,1185
GLYCO	A168/2	413802-00-1	240 ,241 ,242 ,491 ,618 ,622 ,740 ,814 ,815 ,999 ,1000 ,1001 ,1002 ,1003 ,1004 ,1206
GLYCO	A168/2-010	413802-10-1	240 ,241 ,242 ,491 ,618 ,622 ,740 ,814 ,815 ,999 ,1000 ,1001 ,1002 ,1003 ,1004 ,1206
GLYCO	A168/2-015	413802-15-1	240 ,241 ,242 ,491 ,618 ,622 ,740 ,814 ,815 ,999 ,1000 ,1001 ,1002 ,1003 ,1004 ,1206
GLYCO	A169/4	412005-00-2	355 ,356 ,357 ,358 ,359 ,360 ,361 ,362 ,363 ,368 ,369 ,370 ,371 ,539 ,541 ,542 ,543 ,544 ,799
GLYCO	A179/4	413620-00-2	867 to 868
GLYCO	A184/4	413621-00-2	7 ,174 ,443 ,639 ,868 ,869 ,870 ,871 ,872 ,1048 ,1408 ,1525
GLYCO	A185/4	419602-00-2	24 ,1238 ,1239 ,1240
GLYCO	A185/4-010	419602-10-2	24 ,1238 ,1239 ,1240
GLYCO	A185/4-015	419602-15-2	24 ,1238 ,1239 ,1240
GLYCO	A188/4	413701-00-2	215 ,217 ,218 ,221 ,222 ,347 ,350 ,351 ,352 ,468 ,480 ,599 ,916 ,918 ,921 ,922 ,1057 ,1208
GLYCO	A188/4-010	413701-10-2	215 ,217 ,218 ,221 ,222 ,347 ,350 ,351 ,352 ,468 ,480 ,599 ,916 ,918 ,921 ,922 ,1057 ,1208
GLYCO	A188/4-015	413701-15-2	215 ,217 ,218 ,221 ,222 ,347 ,350 ,351 ,352 ,468 ,480 ,599 ,916 ,918 ,921 ,922 ,1057 ,1208
GLYCO	A191/2	412004-00-1	13 ,14 ,151 ,178 ,345 ,347 ,359 ,370 ,464 ,596 ,597 ,598 ,859 ,860 ,1061 ,1191 ,1207 ,1285 ,1286
GLYCO	A191/2-010	412004-10-1	13 ,14 ,151 ,178 ,345 ,347 ,359 ,370 ,464 ,596 ,597 ,598 ,859 ,860 ,1061 ,1191 ,1207 ,1285 ,1286

Cross Reference



Cross- Manu.	Reference-No.	SM-No.	On Page
GLYCO	A191/2-010	412004-10-1	13 ,14 ,151 ,178 ,345 ,347 ,359 ,370 ,464 ,596 ,597 ,598 ,859 ,860 ,1061 ,1191 ,1207 ,1285 ,1286
GLYCO	A191/2-015	412004-15-1	13 ,14 ,151 ,178 ,345 ,347 ,359 ,370 ,464 ,596 ,597 ,598 ,859 ,860 ,1061 ,1191 ,1207 ,1285 ,1286
GLYCO	A195/2	413805-00-1	23 ,239 ,240 ,261 ,814 ,995 ,996 ,997 ,998 ,999 ,1000 ,1001 ,1403 ,1404
GLYCO	A201/2	412002-00-1	4 ,14 ,15 ,343 ,344 ,346 ,347 ,348 ,556 ,557 ,596 ,598 ,1139 ,1152 ,1541
GLYCO	A201/2-010	412002-10-1	4 ,14 ,15 ,343 ,344 ,346 ,347 ,348 ,556 ,557 ,596 ,598 ,1139 ,1152 ,1541
GLYCO	A201/2-015	412002-15-1	4 ,14 ,15 ,343 ,344 ,346 ,347 ,348 ,556 ,557 ,596 ,598 ,1139 ,1152 ,1541
GLYCO	A202/2	411103-00-1	205 ,206 ,208 ,211 ,212 ,633 ,906 ,907 ,908 ,911 ,912 ,913 ,998 ,1212 ,1213 ,1214
GLYCO	A202/2-010	411103-10-1	205 ,206 ,208 ,211 ,212 ,633 ,906 ,907 ,908 ,911 ,912 ,913 ,998 ,1212 ,1213 ,1214
GLYCO	A202/2-015	411103-15-1	205 ,206 ,208 ,211 ,212 ,633 ,906 ,907 ,908 ,911 ,912 ,913 ,998 ,1212 ,1213 ,1214
GLYCO	A203/2	411110-00-1	205 ,206 ,207 ,208 ,210 ,211 ,212 ,213 ,214 ,215 ,228 ,229 ,343 ,633 ,906 ,907 ,908 ,910 ,911 ,912 ,913 ,914 ,916 ,929 ,998 ,1057 ,1212 ,1213 ,1214 ,1540
GLYCO	A203/2-010	411110-10-1	205 ,206 ,207 ,208 ,210 ,211 ,212 ,213 ,214 ,215 ,228 ,229 ,343 ,633 ,906 ,907 ,908 ,910 ,911 ,912 ,913 ,914 ,916 ,929 ,998 ,1057 ,1212 ,1213 ,1214 ,1540
GLYCO	A207/4	413808-00-2	1015 ,1016 ,1017 ,1018 ,1050 ,1051 ,1052 ,1053
GLYCO	A214/4	411101-00-2	172 ,215 ,216 ,217 ,218 ,220 ,221 ,229 ,292 ,293 ,346 ,348 ,350 ,351 ,418 ,432 ,433 ,439 ,588 ,599 ,605 ,618 ,782 ,862 ,916 ,917 ,918 ,919 ,921 ,930 ,1058 ,1207 ,1208 ,1215 ,1220 ,1289 ,1407
GLYCO	A214/4-010	411101-10-2	172 ,215 ,216 ,217 ,218 ,220 ,221 ,229 ,292 ,293 ,346 ,348 ,350 ,351 ,418 ,432 ,433 ,439 ,588 ,599 ,605 ,618 ,782 ,862 ,916 ,917 ,918 ,919 ,921 ,930 ,1058 ,1207 ,1208 ,1215 ,1220 ,1289 ,1407
GLYCO	A214/4-015	411101-15-2	172 ,215 ,216 ,217 ,218 ,220 ,221 ,229 ,292 ,293 ,346 ,348 ,350 ,351 ,418 ,432 ,433 ,439 ,588 ,599 ,605 ,618 ,782 ,862 ,916 ,917 ,918 ,919 ,921 ,930 ,1058 ,1207 ,1208 ,1215 ,1220 ,1289 ,1407
GLYCO	A215/2	413803-00-1	23 ,24 ,243 ,618 ,780 ,781 ,816 ,857 ,858 ,860 ,1001 ,1005 ,1006 ,1007 ,1008 ,1009 ,1011 ,1207 ,1283 ,1284 ,1286 ,1404 ,1405 ,1406
GLYCO	A215/2-010	413803-10-1	23 ,24 ,243 ,618 ,780 ,781 ,816 ,857 ,858 ,860 ,1001 ,1005 ,1006 ,1007 ,1008 ,1009 ,1011 ,1207 ,1283 ,1284 ,1286 ,1404 ,1405 ,1406
GLYCO	A215/2-015	413803-15-1	23 ,24 ,243 ,618 ,780 ,781 ,816 ,857 ,858 ,860 ,1001 ,1005 ,1006 ,1007 ,1008 ,1009 ,1011 ,1207 ,1283 ,1284 ,1286 ,1404 ,1405 ,1406
GLYCO	A217/2	411102-00-1	207 ,208 ,209 ,210 ,291 ,343 ,411 ,412 ,420 ,430 ,654 ,771 ,780 ,854 ,909 ,910 ,1205 ,1206 ,1281 ,1404
GLYCO	A217/2-010	411102-10-1	207 ,208 ,209 ,210 ,291 ,343 ,411 ,412 ,420 ,430 ,654 ,771 ,780 ,854 ,909 ,910 ,1205 ,1206 ,1281 ,1404
GLYCO	A217/2-015	411102-15-1	207 ,208 ,209 ,210 ,291 ,343 ,411 ,412 ,420 ,430 ,654 ,771 ,780 ,854 ,909 ,910 ,1205 ,1206 ,1281 ,1404
GLYCO	A220/4	419001-00-2	424 ,436 ,499 ,817 ,819 ,820 ,821
GLYCO	A223/2	411112-00-1	239 ,240 ,261 ,411 ,412 ,439 ,994 ,996 ,997 ,1403
GLYCO	A225/2	413503-00-1	94 ,157 ,443 ,452 ,455 ,458 ,465 ,498 ,499 ,502 ,864 ,1291
GLYCO	A239/4	413809-00-2	1015 ,1019 ,1020 ,1054
GLYCO	A244/4	412060-00-2	364 ,546
GLYCO	A273/2	413804-00-1	818 ,861 ,1009 ,1287
GLYCO	A273/2-010	413804-10-1	818 ,861 ,1009 ,1287
GLYCO	A274/4	418702-00-2	784 to 785
GLYCO	A275/4	419607-00-2	1239 to 1240
GLYCO	A275/4-010	419607-10-2	1239 to 1240
GLYCO	A276/2	411403-00-1	267 ,299 ,449 ,771 ,1199 ,1207 ,1237 ,1238 ,1243 ,1246
GLYCO	A276/2-010	411403-10-1	267 ,299 ,449 ,771 ,1199 ,1207 ,1237 ,1238 ,1243 ,1246
GLYCO	A284/2	418706-00-1	285 ,421 ,481 ,783 ,784
GLYCO	A285/4	411504-00-2	278 ,279 ,280 ,281 ,1050 ,1410 ,1411
GLYCO	A297/2	413811-00-1	817 to 818
GLYCO	A297/2-010	413811-10-1	817 to 818
GLYCO	A297/2-020	413811-20-1	817 to 818
GLYCO	A314/2	415004-00-1	62 ,1129 ,1167 ,1181 ,1482 ,1528 ,1534
GLYCO	A328/2	412401-00-2	481 ,573
GLYCO	A328/2-025	412401-25-2	481 ,573
GLYCO	A345/2	411113-00-1	128 ,138 ,213 ,214 ,292 ,771 ,772 ,913 ,914
GLYCO	A345/2 0,10	411113-10-1	128 ,138 ,213 ,214 ,292 ,771 ,772 ,913 ,914
GLYCO	A345/2 0,15	411113-15-1	128 ,138 ,213 ,214 ,292 ,771 ,772 ,913 ,914
GLYCO	A384/2-010	418706-10-1	285 ,421 ,481 ,783 ,784
GLYCO	H005/7	401303-00-6	262 ,263 ,796 ,1188
GLYCO	H006/5	404402-00-4	933



Cross Reference

Cross- Manu.	Reference-No.	SM-No.	On Page
GLYCO	H006/5	404402-00-4	933
GLYCO	H016/5	405109-00-4	1408
GLYCO	H016/5-025	405109-25-4	1408
GLYCO	H016/5-050	405109-50-4	1408
GLYCO	H023/5	400701-00-4	19 ,129 ,130 ,131 ,604 ,766 ,1058
GLYCO	H023/5-025	400701-25-4	19 ,129 ,130 ,131 ,604 ,766 ,1058
GLYCO	H023/5-050	400701-50-4	19 ,129 ,130 ,131 ,604 ,766 ,1058
GLYCO	H023/7	400701-00-6	19 ,20 ,128 ,130 ,131 ,133 ,138 ,604 ,605 ,858 ,1057 ,1284
GLYCO	H023/7-025	400701-25-6	19 ,20 ,128 ,130 ,131 ,133 ,138 ,604 ,605 ,858 ,1057 ,1284
GLYCO	H023/7-050	400701-50-6	19 ,20 ,128 ,130 ,131 ,133 ,138 ,604 ,605 ,858 ,1057 ,1284
GLYCO	H025/5	405002-00-4	24 ,61 ,62 ,63 ,64 ,65 ,66 ,67 ,71 ,72 ,74 ,75 ,76 ,79 ,80 ,81 ,82 ,83 ,84 ,85 ,90 ,91 ,241 ,816 ,1130 ,1131 ,1136 ,1140 ,1141 ,1146 ,1147 ,1148 ,1149 ,1167 ,1172 ,1173 ,1175 ,1480 ,1481 ,1482 ,1483 ,1484 ,1485 ,1486 ,1487 ,1493 ,1494 ,1495 ,1496 ,1500 ,1502 ,1503 ,1504 ,1505 ,1507 ,1508 ,1510 ,1511 ,1512 ,1516 ,1518 ,1535 ,1536
GLYCO	H025/5-025	405002-25-4	24 ,61 ,62 ,63 ,64 ,65 ,66 ,67 ,71 ,72 ,74 ,75 ,76 ,79 ,80 ,81 ,82 ,83 ,84 ,85 ,90 ,91 ,241 ,816 ,1130 ,1131 ,1136 ,1140 ,1141 ,1146 ,1147 ,1148 ,1149 ,1167 ,1172 ,1173 ,1175 ,1480 ,1481 ,1482 ,1483 ,1484 ,1485 ,1486 ,1487 ,1493 ,1494 ,1495 ,1496 ,1500 ,1502 ,1503 ,1504 ,1505 ,1507 ,1508 ,1510 ,1511 ,1512 ,1516 ,1518 ,1535 ,1536
GLYCO	H025/5-050	405002-50-4	24 ,61 ,62 ,63 ,64 ,65 ,66 ,67 ,71 ,72 ,74 ,75 ,76 ,79 ,80 ,81 ,82 ,83 ,84 ,85 ,90 ,91 ,241 ,816 ,1130 ,1131 ,1136 ,1140 ,1141 ,1146 ,1147 ,1148 ,1149 ,1167 ,1172 ,1173 ,1175 ,1480 ,1481 ,1482 ,1483 ,1484 ,1485 ,1486 ,1487 ,1493 ,1494 ,1495 ,1496 ,1500 ,1502 ,1503 ,1504 ,1505 ,1507 ,1508 ,1510 ,1511 ,1512 ,1516 ,1518 ,1535 ,1536
GLYCO	H025/5-075	405002-75-4	24 ,61 ,62 ,63 ,64 ,65 ,66 ,67 ,71 ,72 ,74 ,75 ,76 ,79 ,80 ,81 ,82 ,83 ,84 ,85 ,90 ,91 ,241 ,816 ,1130 ,1131 ,1136 ,1140 ,1141 ,1146 ,1147 ,1148 ,1149 ,1167 ,1172 ,1173 ,1175 ,1480 ,1481 ,1482 ,1483 ,1484 ,1485 ,1486 ,1487 ,1493 ,1494 ,1495 ,1496 ,1500 ,1502 ,1503 ,1504 ,1505 ,1507 ,1508 ,1510 ,1511 ,1512 ,1516 ,1518 ,1535 ,1536
GLYCO	H025/5-100	405002-100-4	24 ,61 ,62 ,63 ,64 ,65 ,66 ,67 ,71 ,72 ,74 ,75 ,76 ,79 ,80 ,81 ,82 ,83 ,84 ,85 ,90 ,91 ,241 ,816 ,1130 ,1131 ,1136 ,1140 ,1141 ,1146 ,1147 ,1148 ,1149 ,1167 ,1172 ,1173 ,1175 ,1480 ,1481 ,1482 ,1483 ,1484 ,1485 ,1486 ,1487 ,1493 ,1494 ,1495 ,1496 ,1500 ,1502 ,1503 ,1504 ,1505 ,1507 ,1508 ,1510 ,1511 ,1512 ,1516 ,1518 ,1535 ,1536
GLYCO	H027/5	405001-00-4	24 ,62 ,63 ,66 ,67 ,68 ,69 ,71 ,72 ,73 ,74 ,75 ,78 ,79 ,80 ,82 ,83 ,84 ,85 ,90 ,91 ,414 ,416 ,439 ,816 ,1131 ,1135 ,1136 ,1137 ,1140 ,1141 ,1142 ,1143 ,1144 ,1145 ,1147 ,1148 ,1149 ,1150 ,1167 ,1169 ,1170 ,1172 ,1173 ,1175 ,1483 ,1484 ,1487 ,1489 ,1490 ,1491 ,1492 ,1494 ,1495 ,1496 ,1498 ,1499 ,1500 ,1503 ,1504 ,1505 ,1507 ,1508 ,1509 ,1511 ,1512 ,1513 ,1514 ,1515 ,1518 ,1519 ,1520 ,1521 ,1522 ,1524 ,1529 ,1535 ,1536
GLYCO	H027/5-025	405001-25-4	24 ,62 ,63 ,66 ,67 ,68 ,69 ,71 ,72 ,73 ,74 ,75 ,78 ,79 ,80 ,82 ,83 ,84 ,85 ,90 ,91 ,414 ,416 ,439 ,816 ,1131 ,1135 ,1136 ,1137 ,1140 ,1141 ,1142 ,1143 ,1144 ,1145 ,1147 ,1148 ,1149 ,1150 ,1167 ,1169 ,1170 ,1172 ,1173 ,1175 ,1483 ,1484 ,1487 ,1489 ,1490 ,1491 ,1492 ,1494 ,1495 ,1496 ,1498 ,1499 ,1500 ,1503 ,1504 ,1505 ,1507 ,1508 ,1509 ,1511 ,1512 ,1513 ,1514 ,1515 ,1518 ,1519 ,1520 ,1521 ,1522 ,1524 ,1529 ,1535 ,1536
GLYCO	H027/5-050	405001-50-4	24 ,62 ,63 ,66 ,67 ,68 ,69 ,71 ,72 ,73 ,74 ,75 ,78 ,79 ,80 ,82 ,83 ,84 ,85 ,90 ,91 ,414 ,416 ,439 ,816 ,1131 ,1135 ,1136 ,1137 ,1140 ,1141 ,1142 ,1143 ,1144 ,1145 ,1147 ,1148 ,1149 ,1150 ,1167 ,1169 ,1170 ,1172 ,1173 ,1175 ,1483 ,1484 ,1487 ,1489 ,1490 ,1491 ,1492 ,1494 ,1495 ,1496 ,1498 ,1499 ,1500 ,1503 ,1504 ,1505 ,1507 ,1508 ,1509 ,1511 ,1512 ,1513 ,1514 ,1515 ,1518 ,1519 ,1520 ,1521 ,1522 ,1524 ,1529 ,1535 ,1536
GLYCO	H027/5-075	405001-75-4	24 ,62 ,63 ,66 ,67 ,68 ,69 ,71 ,72 ,73 ,74 ,75 ,78 ,79 ,80 ,82 ,83 ,84 ,85 ,90 ,91 ,414 ,416 ,439 ,816 ,1131 ,1135 ,1136 ,1137 ,1140 ,1141 ,1142 ,1143 ,1144 ,1145 ,1147 ,1148 ,1149 ,1150 ,1167 ,1169 ,1170 ,1172 ,1173 ,1175 ,1483 ,1484 ,1487 ,1489 ,1490 ,1491 ,1492 ,1494 ,1495 ,1496 ,1498 ,1499 ,1500 ,1503 ,1504 ,1505 ,1507 ,1508 ,1509 ,1511 ,1512 ,1513 ,1514 ,1515 ,1518 ,1519 ,1520 ,1521 ,1522 ,1524 ,1529 ,1535 ,1536
GLYCO	H027/5-100	405001-100-4	24 ,62 ,63 ,66 ,67 ,68 ,69 ,71 ,72 ,73 ,74 ,75 ,78 ,79 ,80 ,82 ,83 ,84 ,85 ,90 ,91 ,414 ,416 ,439 ,816 ,1131 ,1135 ,1136 ,1137 ,1140 ,1141 ,1142 ,1143 ,1144 ,1145 ,1147 ,1148 ,1149 ,1150 ,1167 ,1169 ,1170 ,1172 ,1173 ,1175 ,1483 ,1484 ,1487 ,1489 ,1490 ,1491 ,1492 ,1494 ,1495 ,1496 ,1498 ,1499 ,1500 ,1503 ,1504 ,1505 ,1507 ,1508 ,1509 ,1511 ,1512 ,1513 ,1514 ,1515 ,1518 ,1519 ,1520 ,1521 ,1522 ,1524 ,1529 ,1535 ,1536
GLYCO	H046/6	405110-00-5	1009 ,1404 ,1406 ,1407
GLYCO	H046/6-025	405110-25-5	1009 ,1404 ,1406 ,1407
GLYCO	H046/6-050	405110-50-5	1009 ,1404 ,1406 ,1407
GLYCO	H048/5	401004-00-4	756
GLYCO	H048/5-025	401004-25-4	756
GLYCO	H048/7	401004-00-6	296 ,756 ,757
GLYCO	H048/7-025	401004-25-6	296 ,756 ,757

Cross Reference



Cross- Manu.	Reference-No.	SM-No.	On Page
GLYCO	H048/7-025	401004-25-6	296 ,756 ,757
GLYCO	H048/7-050	401004-50-6	296 ,756 ,757
GLYCO	H048/7-075	401004-75-6	296 ,756 ,757
GLYCO	H056/1	401504-00-1	278 ,279 ,280 ,281 ,1410 ,1418 ,1419
GLYCO	H056/1-025	401504-25-1	278 ,279 ,280 ,281 ,1410 ,1418 ,1419
GLYCO	H056/7	401504-00-6	279 ,280 ,281 ,1410 ,1418 ,1419
GLYCO	H056/7-025	401504-25-6	279 ,280 ,281 ,1410 ,1418 ,1419
GLYCO	H059/5	403516-00-4	173 ,249 ,465 ,860 ,863 ,1286 ,1289 ,1290
GLYCO	H059/5-025	403516-25-4	173 ,249 ,465 ,860 ,863 ,1286 ,1289 ,1290
GLYCO	H059/5-050	403516-50-4	173 ,249 ,465 ,860 ,863 ,1286 ,1289 ,1290
GLYCO	H059/5-075	403516-75-4	173 ,249 ,465 ,860 ,863 ,1286 ,1289 ,1290
GLYCO	H072/4	401201-00-3	740 ,1185
GLYCO	H077/5	403509-00-4	168 ,171 ,248 ,861 ,1061 ,1287
GLYCO	H077/5-025	403509-25-4	168 ,171 ,248 ,861 ,1061 ,1287
GLYCO	H077/5-050	403509-50-4	168 ,171 ,248 ,861 ,1061 ,1287
GLYCO	H079/5	405021-00-4	69 ,70 ,80 ,81 ,413 ,415 ,422 ,556 ,628 ,781 ,782 ,1134 ,1135 ,1138 ,1139 ,1142 ,1146 ,1170 ,1171 ,1174 ,1176 ,1497 ,1498 ,1499 ,1501 ,1502 ,1510 ,1516 ,1517 ,1518 ,1530 ,1535 ,1536 ,1537
GLYCO	H079/5-025	405021-25-4	69 ,70 ,80 ,81 ,413 ,415 ,422 ,556 ,628 ,781 ,782 ,1134 ,1135 ,1138 ,1139 ,1142 ,1146 ,1170 ,1171 ,1174 ,1176 ,1497 ,1498 ,1499 ,1501 ,1502 ,1510 ,1516 ,1517 ,1518 ,1530 ,1535 ,1536 ,1537
GLYCO	H079/5-050	405021-50-4	69 ,70 ,80 ,81 ,413 ,415 ,422 ,556 ,628 ,781 ,782 ,1134 ,1135 ,1138 ,1139 ,1142 ,1146 ,1170 ,1171 ,1174 ,1176 ,1497 ,1498 ,1499 ,1501 ,1502 ,1510 ,1516 ,1517 ,1518 ,1530 ,1535 ,1536 ,1537
GLYCO	H084/5	405012-00-4	65 ,66 ,67 ,68 ,69 ,70 ,72 ,73 ,74 ,75 ,76 ,77 ,78 ,79 ,80 ,85 ,86 ,90 ,414 ,415 ,1131 ,1134 ,1135 ,1136 ,1137 ,1139 ,1140 ,1141 ,1143 ,1144 ,1145 ,1149 ,1150 ,1151 ,1167 ,1169 ,1170 ,1171 ,1172 ,1173 ,1175 ,1177 ,1480 ,1481 ,1486 ,1487 ,1489 ,1490 ,1491 ,1492 ,1496 ,1497 ,1498 ,1499 ,1500 ,1501 ,1502 ,1503 ,1505 ,1506 ,1507 ,1509 ,1510 ,1512 ,1513 ,1514 ,1515 ,1516 ,1519 ,1520 ,1521 ,1522 ,1524 ,1528 ,1529 ,1530 ,1531 ,1534 ,1535 ,1536
GLYCO	H084/5-025	405012-25-4	65 ,66 ,67 ,68 ,69 ,70 ,72 ,73 ,74 ,75 ,76 ,77 ,78 ,79 ,80 ,85 ,86 ,90 ,414 ,415 ,1131 ,1134 ,1135 ,1136 ,1137 ,1139 ,1140 ,1141 ,1143 ,1144 ,1145 ,1149 ,1150 ,1151 ,1167 ,1169 ,1170 ,1171 ,1172 ,1173 ,1175 ,1177 ,1480 ,1481 ,1486 ,1487 ,1489 ,1490 ,1491 ,1492 ,1496 ,1497 ,1498 ,1499 ,1500 ,1501 ,1502 ,1503 ,1505 ,1506 ,1507 ,1509 ,1510 ,1512 ,1513 ,1514 ,1515 ,1516 ,1519 ,1520 ,1521 ,1522 ,1524 ,1528 ,1529 ,1530 ,1531 ,1534 ,1535 ,1536
GLYCO	H084/5-050	405012-50-4	65 ,66 ,67 ,68 ,69 ,70 ,72 ,73 ,74 ,75 ,76 ,77 ,78 ,79 ,80 ,85 ,86 ,90 ,414 ,415 ,1131 ,1134 ,1135 ,1136 ,1137 ,1139 ,1140 ,1141 ,1143 ,1144 ,1145 ,1149 ,1150 ,1151 ,1167 ,1169 ,1170 ,1171 ,1172 ,1173 ,1175 ,1177 ,1480 ,1481 ,1486 ,1487 ,1489 ,1490 ,1491 ,1492 ,1496 ,1497 ,1498 ,1499 ,1500 ,1501 ,1502 ,1503 ,1505 ,1506 ,1507 ,1509 ,1510 ,1512 ,1513 ,1514 ,1515 ,1516 ,1519 ,1520 ,1521 ,1522 ,1524 ,1528 ,1529 ,1530 ,1531 ,1534 ,1535 ,1536
GLYCO	H084/5-075	405012-75-4	65 ,66 ,67 ,68 ,69 ,70 ,72 ,73 ,74 ,75 ,76 ,77 ,78 ,79 ,80 ,85 ,86 ,90 ,414 ,415 ,1131 ,1134 ,1135 ,1136 ,1137 ,1139 ,1140 ,1141 ,1143 ,1144 ,1145 ,1149 ,1150 ,1151 ,1167 ,1169 ,1170 ,1171 ,1172 ,1173 ,1175 ,1177 ,1480 ,1481 ,1486 ,1487 ,1489 ,1490 ,1491 ,1492 ,1496 ,1497 ,1498 ,1499 ,1500 ,1501 ,1502 ,1503 ,1505 ,1506 ,1507 ,1509 ,1510 ,1512 ,1513 ,1514 ,1515 ,1516 ,1519 ,1520 ,1521 ,1522 ,1524 ,1528 ,1529 ,1530 ,1531 ,1534 ,1535 ,1536
GLYCO	H085/7	401502-00-6	276 ,540 ,562 ,614
GLYCO	H085/7-025	401502-25-6	276 ,540 ,562 ,614
GLYCO	H085/7-050	401502-50-6	276 ,540 ,562 ,614
GLYCO	H085/7-075	401502-75-6	276 ,540 ,562 ,614
GLYCO	H097/5	403801-00-4	239 ,813 ,906 ,995
GLYCO	H097/5-025	403801-25-4	239 ,813 ,906 ,995
GLYCO	H097/5-050	403801-50-4	239 ,813 ,906 ,995
GLYCO	H097/5-075	403801-75-4	239 ,813 ,906 ,995
GLYCO	H097/5-100	403801-100-4	239 ,813 ,906 ,995
GLYCO	H1001/5	401030-00-4	741
GLYCO	H1001/5-025	401030-25-4	741
GLYCO	H1001/5-050	401030-50-4	741
GLYCO	H1001/5-075	401030-75-4	741
GLYCO	H1004/5	401018-00-4	741
GLYCO	H1004/5-025	401018-25-4	741
GLYCO	H1004/5-050	401018-50-4	741
GLYCO	H1006/7	405108-00-6	1414
GLYCO	H1006/7-025	405108-25-6	1414



Cross Reference

Cross- Manu.	Reference-No.	SM-No.	On Page
GLYCO	H1006/7-025	405108-25-6	1414
GLYCO	H1006/7-050	405108-50-6	1414
GLYCO	H1008/7	405105-00-6	1017 ,1052 ,1411 ,1412 ,1419 ,1420
GLYCO	H1008/7-025	405105-25-6	1017 ,1052 ,1411 ,1412 ,1419 ,1420
GLYCO	H1011/5	403502-00-4	13 ,166 ,177 ,205 ,341 ,410 ,595 ,632 ,636 ,853 ,906 ,1199 ,1205 ,1220 ,1279
GLYCO	H1011/5-025	403502-25-4	13 ,166 ,177 ,205 ,341 ,410 ,595 ,632 ,636 ,853 ,906 ,1199 ,1205 ,1220 ,1279
GLYCO	H1011/5-050	403502-50-4	13 ,166 ,177 ,205 ,341 ,410 ,595 ,632 ,636 ,853 ,906 ,1199 ,1205 ,1220 ,1279
GLYCO	H1013/5	403818-00-4	819 ,863 ,1011 ,1012 ,1290
GLYCO	H1013/5-025	403818-25-4	819 ,863 ,1011 ,1012 ,1290
GLYCO	H1013/5-050	403818-50-4	819 ,863 ,1011 ,1012 ,1290
GLYCO	H1014/5	403819-00-4	242 ,622 ,815 ,1002 ,1003 ,1004
GLYCO	H1014/5-025	403819-25-4	242 ,622 ,815 ,1002 ,1003 ,1004
GLYCO	H1014/5-050	403819-50-4	242 ,622 ,815 ,1002 ,1003 ,1004
GLYCO	H1015/7	405103-00-6	1018 ,1053 ,1414 ,1415 ,1420
GLYCO	H1015/7-025	405103-25-6	1018 ,1053 ,1414 ,1415 ,1420
GLYCO	H1015/7-050	405103-50-6	1018 ,1053 ,1414 ,1415 ,1420
GLYCO	H1018/5	402102-00-4	220 ,221 ,351 ,418 ,419 ,421 ,432 ,433 ,434 ,435 ,439 ,440 ,553 ,605 ,922
GLYCO	H1018/5-025	402102-25-4	220 ,221 ,351 ,418 ,419 ,421 ,432 ,433 ,434 ,435 ,439 ,440 ,553 ,605 ,922
GLYCO	H1018/5-050	402102-50-4	220 ,221 ,351 ,418 ,419 ,421 ,432 ,433 ,434 ,435 ,439 ,440 ,553 ,605 ,922
GLYCO	H1020/5	402002-00-4	225 ,352 ,355 ,537 ,539 ,926
GLYCO	H1020/5-025	402002-25-4	225 ,352 ,355 ,537 ,539 ,926
GLYCO	H1020/5-050	402002-50-4	225 ,352 ,355 ,537 ,539 ,926
GLYCO	H1021/7	402011-00-6	32 ,494 ,544
GLYCO	H1021/7-050	402011-50-6	32 ,494 ,544
GLYCO	H1023/7	402008-00-6	32 ,250 ,546
GLYCO	H1026/4	403601-00-3	867 to 868
GLYCO	H1026/4-025	403601-25-3	867 to 868
GLYCO	H1026/4-050	403601-50-3	867 to 868
GLYCO	H1026/4-075	403601-75-3	867 to 868
GLYCO	H1027/5	403601-00-4	545 ,867 ,868
GLYCO	H1027/5-025	403601-25-4	545 ,867 ,868
GLYCO	H1027/5-050	403601-50-4	545 ,867 ,868
GLYCO	H1027/5-075	403601-75-4	545 ,867 ,868
GLYCO	H1029/5	403704-00-4	619 ,923 ,925
GLYCO	H1029/5-030	403704-30-4	619 ,923 ,925
GLYCO	H1029/5-050	403704-50-4	619 ,923 ,925
GLYCO	H1029/5-080	403704-80-4	619 ,923 ,925
GLYCO	H1031/5	401112-00-4	177 ,213 ,909 ,913 ,1212 ,1213 ,1214
GLYCO	H1031/5-020	401112-20-4	177 ,213 ,909 ,913 ,1212 ,1213 ,1214
GLYCO	H1035/5	403827-00-4	1013 ,1014 ,1048 ,1067
GLYCO	H1035/5-025	403827-25-4	1013 ,1014 ,1048 ,1067
GLYCO	H1035/5-050	403827-50-4	1013 ,1014 ,1048 ,1067
GLYCO	H1035/5-075	403827-75-4	1013 ,1014 ,1048 ,1067
GLYCO	H1036/7	403813-00-6	1014 ,1048 ,1049 ,1067
GLYCO	H1036/7-025	403813-25-6	1014 ,1048 ,1049 ,1067
GLYCO	H1037/5	403602-00-4	7 ,174 ,868 ,869 ,870 ,871 ,872 ,1048 ,1408 ,1525
GLYCO	H1037/5-025	403602-25-4	7 ,174 ,868 ,869 ,870 ,871 ,872 ,1048 ,1408 ,1525
GLYCO	H1037/5-050	403602-50-4	7 ,174 ,868 ,869 ,870 ,871 ,872 ,1048 ,1408 ,1525
GLYCO	H1037/7	403602-00-6	868 ,869 ,871
GLYCO	H1037/7-025	403602-25-6	868 ,869 ,871
GLYCO	H1039/3	402005-00-4	341 ,343 ,595 ,1129 ,1540
GLYCO	H1042/5	401301-00-4	23 ,239 ,240 ,261 ,994 ,995 ,996 ,997 ,998 ,999 ,1000 ,1001 ,1403 ,1404
GLYCO	H1042/5-025	401301-25-4	23 ,239 ,240 ,261 ,994 ,995 ,996 ,997 ,998 ,999 ,1000 ,1001 ,1403 ,1404
GLYCO	H1042/5-050	401301-50-4	23 ,239 ,240 ,261 ,994 ,995 ,996 ,997 ,998 ,999 ,1000 ,1001 ,1403 ,1404
GLYCO	H1042/5-075	401301-75-4	23 ,239 ,240 ,261 ,994 ,995 ,996 ,997 ,998 ,999 ,1000 ,1001 ,1403 ,1404
GLYCO	H1045/5	402805-00-4	587 to 588
GLYCO	H1045/5-025	402805-25-4	587 to 588
GLYCO	H1045/5-050	402805-50-4	587 to 588

Cross Reference



Cross- Manu.	Reference-No.	SM-No.	On Page
GLYCO	H1045/5-050	402805-50-4	587 to 588
GLYCO	H1045/5-075	402805-75-4	587 to 588
GLYCO	H1045/5-100	402805-100-4	587 to 588
GLYCO	H1046/5	403702-00-4	915 to 916
GLYCO	H1046/5-030	403702-30-4	915 to 916
GLYCO	H1046/5-050	403702-50-4	915 to 916
GLYCO	H1046/5-080	403702-80-4	915 to 916
GLYCO	H1046/5-100	403702-100-4	915 to 916
GLYCO	H1046/5-125	403702-125-4	915 to 916
GLYCO	H1047/7	402010-00-6	32 ,365 ,547 ,1249
GLYCO	H1047/7-025	402010-25-6	32 ,365 ,547 ,1249
GLYCO	H1050/7	403810-00-6	1015 ,1016 ,1017 ,1050 ,1051 ,1052 ,1053
GLYCO	H1050/7-025	403810-25-6	1015 ,1016 ,1017 ,1050 ,1051 ,1052 ,1053
GLYCO	H1050/7-050	403810-50-6	1015 ,1016 ,1017 ,1050 ,1051 ,1052 ,1053
GLYCO	H1052/5	401101-00-4	178 ,223 ,557 ,923 ,1011 ,1012
GLYCO	H1052/5-025	401101-25-4	178 ,223 ,557 ,923 ,1011 ,1012
GLYCO	H1052/5-050	401101-50-4	178 ,223 ,557 ,923 ,1011 ,1012
GLYCO	H1052/5-075	401101-75-4	178 ,223 ,557 ,923 ,1011 ,1012
GLYCO	H1052/5-100	401101-100-4	178 ,223 ,557 ,923 ,1011 ,1012
GLYCO	H1053/7	405104-00-6	1413
GLYCO	H1053/7-025	405104-25-6	1413
GLYCO	H1053/7-050	405104-50-6	1413
GLYCO	H1053/7-075	405104-75-6	1413
GLYCO	H1054/7	403809-00-6	1015 ,1018 ,1019 ,1020 ,1051 ,1054
GLYCO	H1054/7-025	403809-25-6	1015 ,1018 ,1019 ,1020 ,1051 ,1054
GLYCO	H1054/7-050	403809-50-6	1015 ,1018 ,1019 ,1020 ,1051 ,1054
GLYCO	H1054/7-075	403809-75-6	1015 ,1018 ,1019 ,1020 ,1051 ,1054
GLYCO	H1054/7-100	403809-100-6	1015 ,1018 ,1019 ,1020 ,1051 ,1054
GLYCO	H1055/5	408701-00-4	285 ,353 ,421 ,481 ,482 ,488 ,550 ,574 ,781 ,782 ,783 ,784
GLYCO	H1055/5-025	408701-25-4	285 ,353 ,421 ,481 ,482 ,488 ,550 ,574 ,781 ,782 ,783 ,784
GLYCO	H1055/5-050	408701-50-4	285 ,353 ,421 ,481 ,482 ,488 ,550 ,574 ,781 ,782 ,783 ,784
GLYCO	H1055/5-075	408701-75-4	285 ,353 ,421 ,481 ,482 ,488 ,550 ,574 ,781 ,782 ,783 ,784
GLYCO	H1056/5	402101-00-4	25 ,262 ,424 ,619 ,923 ,925 ,926 ,1193 ,1216 ,1217
GLYCO	H1056/5-030	402101-30-4	25 ,262 ,424 ,619 ,923 ,925 ,926 ,1193 ,1216 ,1217
GLYCO	H1056/5-050	402101-50-4	25 ,262 ,424 ,619 ,923 ,925 ,926 ,1193 ,1216 ,1217
GLYCO	H1056/5-080	402101-80-4	25 ,262 ,424 ,619 ,923 ,925 ,926 ,1193 ,1216 ,1217
GLYCO	H1056/5-100	402101-100-4	25 ,262 ,424 ,619 ,923 ,925 ,926 ,1193 ,1216 ,1217
GLYCO	H1057/5	403701-00-4	172 ,215 ,216 ,217 ,218 ,220 ,221 ,222 ,229 ,292 ,293 ,346 ,347 ,348 ,350 ,351 ,352 ,418 ,419 ,432 ,433 ,434 ,439 ,440 ,468 ,480 ,588 ,599 ,605 ,618 ,782 ,862 ,915 ,916 ,917 ,918 ,921 ,922 ,930 ,1057 ,1058 ,1207 ,1208 ,1215 ,1220 ,1289 ,1407
GLYCO	H1057/5-030	403701-30-4	172 ,215 ,216 ,217 ,218 ,220 ,221 ,222 ,229 ,292 ,293 ,346 ,347 ,348 ,350 ,351 ,352 ,418 ,419 ,432 ,433 ,434 ,439 ,440 ,468 ,480 ,588 ,599 ,605 ,618 ,782 ,862 ,915 ,916 ,917 ,918 ,921 ,922 ,930 ,1057 ,1058 ,1207 ,1208 ,1215 ,1220 ,1289 ,1407
GLYCO	H1057/5-050	403701-50-4	172 ,215 ,216 ,217 ,218 ,220 ,221 ,222 ,229 ,292 ,293 ,346 ,347 ,348 ,350 ,351 ,352 ,418 ,419 ,432 ,433 ,434 ,439 ,440 ,468 ,480 ,588 ,599 ,605 ,618 ,782 ,862 ,915 ,916 ,917 ,918 ,921 ,922 ,930 ,1057 ,1058 ,1207 ,1208 ,1215 ,1220 ,1289 ,1407
GLYCO	H1057/5-080	403701-80-4	172 ,215 ,216 ,217 ,218 ,220 ,221 ,222 ,229 ,292 ,293 ,346 ,347 ,348 ,350 ,351 ,352 ,418 ,419 ,432 ,433 ,434 ,439 ,440 ,468 ,480 ,588 ,599 ,605 ,618 ,782 ,862 ,915 ,916 ,917 ,918 ,921 ,922 ,930 ,1057 ,1058 ,1207 ,1208 ,1215 ,1220 ,1289 ,1407
GLYCO	H1057/5-100	403701-100-4	172 ,215 ,216 ,217 ,218 ,220 ,221 ,222 ,229 ,292 ,293 ,346 ,347 ,348 ,350 ,351 ,352 ,418 ,419 ,432 ,433 ,434 ,439 ,440 ,468 ,480 ,588 ,599 ,605 ,618 ,782 ,862 ,915 ,916 ,917 ,918 ,921 ,922 ,930 ,1057 ,1058 ,1207 ,1208 ,1215 ,1220 ,1289 ,1407
GLYCO	H1059/7	403901-00-6	795 ,1111
GLYCO	H1059/7-025	403901-25-6	795 ,1111
GLYCO	H1059/7-050	403901-50-6	795 ,1111
GLYCO	H1061/5	409601-00-4	24 ,1238 ,1239 ,1240 ,1524
GLYCO	H1061/5-025	409601-25-4	24 ,1238 ,1239 ,1240 ,1524
GLYCO	H1061/5-050	409601-50-4	24 ,1238 ,1239 ,1240 ,1524
GLYCO	H1062/5	403503-00-4	97 ,247 ,462 ,632 ,636 ,1204 ,1279
GLYCO	H1062/5-025	403503-25-4	97 ,247 ,462 ,632 ,636 ,1204 ,1279
GLYCO	H1062/5-050	403503-50-4	97 ,247 ,462 ,632 ,636 ,1204 ,1279



Cross Reference

Cross- Manu.	Reference-No.	SM-No.	On Page
GLYCO	H1062/5-050	403503-50-4	97 ,247 ,462 ,632 ,636 ,1204 ,1279
GLYCO	H1062/5-075	403503-75-4	97 ,247 ,462 ,632 ,636 ,1204 ,1279
GLYCO	H1065/5	403804-00-4	208 ,240 ,241 ,491 ,618 ,622 ,740 ,814 ,815 ,998 ,999 ,1000 ,1001 ,1002 ,1003 ,1004 ,1206
GLYCO	H1065/5-025	403804-25-4	208 ,240 ,241 ,491 ,618 ,622 ,740 ,814 ,815 ,998 ,999 ,1000 ,1001 ,1002 ,1003 ,1004 ,1206
GLYCO	H1065/5-050	403804-50-4	208 ,240 ,241 ,491 ,618 ,622 ,740 ,814 ,815 ,998 ,999 ,1000 ,1001 ,1002 ,1003 ,1004 ,1206
GLYCO	H1065/5-075	403804-75-4	208 ,240 ,241 ,491 ,618 ,622 ,740 ,814 ,815 ,998 ,999 ,1000 ,1001 ,1002 ,1003 ,1004 ,1206
GLYCO	H1066/5	401103-00-4	207 ,208 ,209 ,210 ,291 ,343 ,411 ,412 ,420 ,430 ,654 ,771 ,780 ,854 ,909 ,910 ,1205 ,1206 ,1281 ,1403 ,1404
GLYCO	H1066/5-025	401103-25-4	207 ,208 ,209 ,210 ,291 ,343 ,411 ,412 ,420 ,430 ,654 ,771 ,780 ,854 ,909 ,910 ,1205 ,1206 ,1281 ,1403 ,1404
GLYCO	H1066/5-030	401103-30-4	207 ,208 ,209 ,210 ,291 ,343 ,411 ,412 ,420 ,430 ,654 ,771 ,780 ,854 ,909 ,910 ,1205 ,1206 ,1281 ,1403 ,1404
GLYCO	H1066/5-050	401103-50-4	207 ,208 ,209 ,210 ,291 ,343 ,411 ,412 ,420 ,430 ,654 ,771 ,780 ,854 ,909 ,910 ,1205 ,1206 ,1281 ,1403 ,1404
GLYCO	H1066/5-080	401103-80-4	207 ,208 ,209 ,210 ,291 ,343 ,411 ,412 ,420 ,430 ,654 ,771 ,780 ,854 ,909 ,910 ,1205 ,1206 ,1281 ,1403 ,1404
GLYCO	H1071/5	401106-00-4	205 ,206 ,207 ,208 ,210 ,211 ,212 ,228 ,343 ,906 ,907 ,908 ,910 ,911 ,912 ,1057 ,1212 ,1540
GLYCO	H1071/5-030	401106-30-4	205 ,206 ,207 ,208 ,210 ,211 ,212 ,228 ,343 ,906 ,907 ,908 ,910 ,911 ,912 ,1057 ,1212 ,1540
GLYCO	H1071/5-050	401106-50-4	205 ,206 ,207 ,208 ,210 ,211 ,212 ,228 ,343 ,906 ,907 ,908 ,910 ,911 ,912 ,1057 ,1212 ,1540
GLYCO	H1071/5-080	401106-80-4	205 ,206 ,207 ,208 ,210 ,211 ,212 ,228 ,343 ,906 ,907 ,908 ,910 ,911 ,912 ,1057 ,1212 ,1540
GLYCO	H1072/7	402012-00-6	32 ,364 ,545 ,1249
GLYCO	H1074/5	401109-00-4	217 ,218 ,348 ,918 ,919
GLYCO	H1074/5-030	401109-30-4	217 ,218 ,348 ,918 ,919
GLYCO	H1074/5-050	401109-50-4	217 ,218 ,348 ,918 ,919
GLYCO	H1076/5	402103-00-4	421 ,422 ,423 ,435 ,436
GLYCO	H1076/5-025	402103-25-4	421 ,422 ,423 ,435 ,436
GLYCO	H1076/5-050	402103-50-4	421 ,422 ,423 ,435 ,436
GLYCO	H1078/5	403504-00-4	94 ,157 ,443 ,452 ,455 ,458 ,465 ,498 ,499 ,502 ,550 ,864 ,1291
GLYCO	H1078/5-025	403504-25-4	94 ,157 ,443 ,452 ,455 ,458 ,465 ,498 ,499 ,502 ,550 ,864 ,1291
GLYCO	H1078/5-050	403504-50-4	94 ,157 ,443 ,452 ,455 ,458 ,465 ,498 ,499 ,502 ,550 ,864 ,1291
GLYCO	H1080/5	403802-00-4	23 ,24 ,781 ,1001 ,1005 ,1006 ,1007 ,1008 ,1404 ,1405 ,1406
GLYCO	H1080/5-025	403802-25-4	23 ,24 ,781 ,1001 ,1005 ,1006 ,1007 ,1008 ,1404 ,1405 ,1406
GLYCO	H1080/5-050	403802-50-4	23 ,24 ,781 ,1001 ,1005 ,1006 ,1007 ,1008 ,1404 ,1405 ,1406
GLYCO	H1080/5-075	403802-75-4	23 ,24 ,781 ,1001 ,1005 ,1006 ,1007 ,1008 ,1404 ,1405 ,1406
GLYCO	H1086/5	402104-00-4	412 ,413 ,415 ,416 ,417 ,431 ,432 ,439 ,657 ,658 ,659 ,817
GLYCO	H1086/5 025	402104-25-4	412 ,413 ,415 ,416 ,417 ,431 ,432 ,439 ,657 ,658 ,659 ,817
GLYCO	H1087/5	401102-00-4	211 ,214 ,215 ,229 ,633 ,914 ,915 ,916 ,929 ,1057
GLYCO	H1087/5-030	401102-30-4	211 ,214 ,215 ,229 ,633 ,914 ,915 ,916 ,929 ,1057
GLYCO	H1087/5-050	401102-50-4	211 ,214 ,215 ,229 ,633 ,914 ,915 ,916 ,929 ,1057
GLYCO	H1087/5-080	401102-80-4	211 ,214 ,215 ,229 ,633 ,914 ,915 ,916 ,929 ,1057
GLYCO	H1089/5	401107-00-4	224 ,354 ,925 ,926 ,1216
GLYCO	H1089/5-025	401107-25-4	224 ,354 ,925 ,926 ,1216
GLYCO	H1089/5-050	401107-50-4	224 ,354 ,925 ,926 ,1216
GLYCO	H1089/5-075	401107-75-4	224 ,354 ,925 ,926 ,1216
GLYCO	H1090/7	403807-00-6	608 ,1014 ,1015 ,1049
GLYCO	H1090/7-025	403807-25-6	608 ,1014 ,1015 ,1049
GLYCO	H1090/7-050	403807-50-6	608 ,1014 ,1015 ,1049
GLYCO	H1091/5	402001-00-4	341 ,342 ,344 ,595
GLYCO	H1091/5-025	402001-25-4	341 ,342 ,344 ,595
GLYCO	H1091/5-050	402001-50-4	341 ,342 ,344 ,595
GLYCO	H1091/5-075	402001-75-4	341 ,342 ,344 ,595
GLYCO	H1092/5	400102-00-4	4 ,13 ,177 ,285 ,342 ,410 ,556 ,596 ,1220 ,1279 ,1540
GLYCO	H1092/5-025	400102-25-4	4 ,13 ,177 ,285 ,342 ,410 ,556 ,596 ,1220 ,1279 ,1540
GLYCO	H1092/5-050	400102-50-4	4 ,13 ,177 ,285 ,342 ,410 ,556 ,596 ,1220 ,1279 ,1540

Cross Reference



Cross- Manu.	Reference-No.	SM-No.	On Page
GLYCO	H1092/5-050	400102-50-4	4 ,13 ,177 ,285 ,342 ,410 ,556 ,596 ,1220 ,1279 ,1540
GLYCO	H1092/5-075	400102-75-4	4 ,13 ,177 ,285 ,342 ,410 ,556 ,596 ,1220 ,1279 ,1540
GLYCO	H1092/5-100	400102-100-4	4 ,13 ,177 ,285 ,342 ,410 ,556 ,596 ,1220 ,1279 ,1540
GLYCO	H1093/5	409001-00-4	424 ,498 ,499 ,819 ,820 ,821
GLYCO	H1093/5-025	409001-25-4	424 ,498 ,499 ,819 ,820 ,821
GLYCO	H1093/5-050	409001-50-4	424 ,498 ,499 ,819 ,820 ,821
GLYCO	H1094/5	403806-00-4	15 ,94 ,352 ,354 ,537 ,538 ,596 ,600 ,1012 ,1013 ,1047 ,1152 ,1291
GLYCO	H1094/5-025	403806-25-4	15 ,94 ,352 ,354 ,537 ,538 ,596 ,600 ,1012 ,1013 ,1047 ,1152 ,1291
GLYCO	H1094/5-050	403806-50-4	15 ,94 ,352 ,354 ,537 ,538 ,596 ,600 ,1012 ,1013 ,1047 ,1152 ,1291
GLYCO	H1096/5	400101-00-4	14 ,15 ,344 ,345 ,352 ,556 ,597 ,600
GLYCO	H1096/5-025	400101-25-4	14 ,15 ,344 ,345 ,352 ,556 ,597 ,600
GLYCO	H1096/5-050	400101-50-4	14 ,15 ,344 ,345 ,352 ,556 ,597 ,600
GLYCO	H1097/7	403811-00-6	608 ,1015 ,1016 ,1017 ,1051 ,1052 ,1053
GLYCO	H1097/7-025	403811-25-6	608 ,1015 ,1016 ,1017 ,1051 ,1052 ,1053
GLYCO	H1097/7-050	403811-50-6	608 ,1015 ,1016 ,1017 ,1051 ,1052 ,1053
GLYCO	H1099/5	403814-00-4	813 ,995
GLYCO	H1099/5-025	403814-25-4	813 ,995
GLYCO	H1099/5-050	403814-50-4	813 ,995
GLYCO	H1099/5-075	403814-75-4	813 ,995
GLYCO	H1100/5	402109-00-4	410 ,412 ,413 ,415 ,431 ,653 ,654 ,656 ,663
GLYCO	H1100/5-025	402109-25-4	410 ,412 ,413 ,415 ,431 ,653 ,654 ,656 ,663
GLYCO	H1100/5-050	402109-50-4	410 ,412 ,413 ,415 ,431 ,653 ,654 ,656 ,663
GLYCO	H1101/5	403803-00-4	243 ,618 ,780 ,781 ,816 ,857 ,858 ,860 ,1005 ,1006 ,1007 ,1008 ,1009 ,1207 ,1283 ,1284 ,1286
GLYCO	H1101/5-025	403803-25-4	243 ,618 ,780 ,781 ,816 ,857 ,858 ,860 ,1005 ,1006 ,1007 ,1008 ,1009 ,1207 ,1283 ,1284 ,1286
GLYCO	H1101/5-050	403803-50-4	243 ,618 ,780 ,781 ,816 ,857 ,858 ,860 ,1005 ,1006 ,1007 ,1008 ,1009 ,1207 ,1283 ,1284 ,1286
GLYCO	H1101/5-075	403803-75-4	243 ,618 ,780 ,781 ,816 ,857 ,858 ,860 ,1005 ,1006 ,1007 ,1008 ,1009 ,1207 ,1283 ,1284 ,1286
GLYCO	H1104/5	401108-00-4	224 ,354 ,537 ,538 ,791 ,864 ,926 ,1012 ,1013 ,1047 ,1048 ,1290 ,1291
GLYCO	H1104/5-025	401108-25-4	224 ,354 ,537 ,538 ,791 ,864 ,926 ,1012 ,1013 ,1047 ,1048 ,1290 ,1291
GLYCO	H1104/5-050	401108-50-4	224 ,354 ,537 ,538 ,791 ,864 ,926 ,1012 ,1013 ,1047 ,1048 ,1290 ,1291
GLYCO	H1105/5	402105-00-4	416
GLYCO	H1105/5-025	402105-25-4	416
GLYCO	H1105/5-050	402105-50-4	416
GLYCO	H1123/4	403511-00-3	247 ,632 ,636 ,1204
GLYCO	H1123/4-025	403511-25-3	247 ,632 ,636 ,1204
GLYCO	H1123/4-050	403511-50-3	247 ,632 ,636 ,1204
GLYCO	H1123/4-075	403511-75-3	247 ,632 ,636 ,1204
GLYCO	H1126/5	402804-00-4	587
GLYCO	H1127/5	403505-00-4	169 ,463 ,468 ,498 ,656 ,855 ,856 ,859 ,1281 ,1282 ,1283 ,1285
GLYCO	H1127/5-025	403505-25-4	169 ,463 ,468 ,498 ,656 ,855 ,856 ,859 ,1281 ,1282 ,1283 ,1285
GLYCO	H1127/5-050	403505-50-4	169 ,463 ,468 ,498 ,656 ,855 ,856 ,859 ,1281 ,1282 ,1283 ,1285
GLYCO	H1128/5	409605-00-4	299 ,1199 ,1237 ,1243 ,1246
GLYCO	H1128/5-025	409605-25-4	299 ,1199 ,1237 ,1243 ,1246
GLYCO	H1128/5-050	409605-50-4	299 ,1199 ,1237 ,1243 ,1246
GLYCO	H1128/5-075	409605-75-4	299 ,1199 ,1237 ,1243 ,1246
GLYCO	H1132/7	402060-00-6	364 ,546
GLYCO	H1132/7-010	402060-25-6	364 ,546
GLYCO	H1132/7-020	402060-50-6	364 ,546
GLYCO	H1141/4	409615-00-3	97 ,267 ,299 ,571 ,1281
GLYCO	H1141/4-025	409615-25-3	97 ,267 ,299 ,571 ,1281
GLYCO	H1141/4-050	409615-50-3	97 ,267 ,299 ,571 ,1281
GLYCO	H1146/5	402106-00-4	422
GLYCO	H1146/5-025	402106-25-4	422
GLYCO	H1146/5-050	402106-50-4	422
GLYCO	H1153/5	405304-00-4	413 ,653 ,654 ,655
GLYCO	H1153/5-025	405304-25-4	413 ,653 ,654 ,655
GLYCO	H1153/5-050	405304-50-4	413 ,653 ,654 ,655



Cross Reference

Cross- Manu.	Reference-No.	SM-No.	On Page
GLYCO	H1153/5-050	405304-50-4	413 ,653 ,654 ,655
GLYCO	H1153/5-075	405304-75-4	413 ,653 ,654 ,655
GLYCO	H1155/5	408704-00-4	785
GLYCO	H1155/5-025	408704-25-4	785
GLYCO	H1155/5-050	408704-50-4	785
GLYCO	H1155/5-075	408704-75-4	785
GLYCO	H1159/5	403512-00-4	154 ,462 ,632 ,636 ,780 ,1199 ,1205
GLYCO	H1159/5-025	403512-25-4	154 ,462 ,632 ,636 ,780 ,1199 ,1205
GLYCO	H1159/5-050	403512-50-4	154 ,462 ,632 ,636 ,780 ,1199 ,1205
GLYCO	H1159/5-075	403512-75-4	154 ,462 ,632 ,636 ,780 ,1199 ,1205
GLYCO	H1160/5	403510-00-4	99 ,173 ,465 ,468 ,499 ,863 ,1290
GLYCO	H1160/5-025	403510-25-4	99 ,173 ,465 ,468 ,499 ,863 ,1290
GLYCO	H1160/5-050	403510-50-4	99 ,173 ,465 ,468 ,499 ,863 ,1290
GLYCO	H1161/5	405303-00-4	173 ,419 ,434 ,574 ,658 ,1208
GLYCO	H1161/5-025	405303-25-4	173 ,419 ,434 ,574 ,658 ,1208
GLYCO	H1161/5-050	405303-50-4	173 ,419 ,434 ,574 ,658 ,1208
GLYCO	H1192/5	405308-00-4	410 ,413 ,430 ,431 ,571 ,572 ,573 ,653 ,655 ,657
GLYCO	H1192/5-025	405308-25-4	410 ,413 ,430 ,431 ,571 ,572 ,573 ,653 ,655 ,657
GLYCO	H1231/5	405301-00-4	575
GLYCO	H1231/5-025	405301-25-4	575
GLYCO	H1231/5-050	405301-50-4	575
GLYCO	H1237/5	409607-00-4	1239 to 1240
GLYCO	H1237/5-025	409607-25-4	1239 to 1240
GLYCO	H1237/5-050	409607-50-4	1239 to 1240
GLYCO	H1237/5-075	409607-75-4	1239 to 1240
GLYCO	H1240/5	401104-00-4	219 ,222 ,349 ,353 ,919 ,920 ,924 ,1215
GLYCO	H1240/5-030	401104-30-4	219 ,222 ,349 ,353 ,919 ,920 ,924 ,1215
GLYCO	H1240/5-050	401104-50-4	219 ,222 ,349 ,353 ,919 ,920 ,924 ,1215
GLYCO	H1240/5-080	401104-80-4	219 ,222 ,349 ,353 ,919 ,920 ,924 ,1215
GLYCO	H1240/5-100	401104-100-4	219 ,222 ,349 ,353 ,919 ,920 ,924 ,1215
GLYCO	H1240/5-125	401104-125-4	219 ,222 ,349 ,353 ,919 ,920 ,924 ,1215
GLYCO	H1240/5-150	401104-150-4	219 ,222 ,349 ,353 ,919 ,920 ,924 ,1215
GLYCO	H1241/5	401105-00-4	219 ,222 ,223 ,349 ,353 ,919 ,920 ,924 ,1215 ,1216
GLYCO	H1241/5-030	401105-30-4	219 ,222 ,223 ,349 ,353 ,919 ,920 ,924 ,1215 ,1216
GLYCO	H1241/5-050	401105-50-4	219 ,222 ,223 ,349 ,353 ,919 ,920 ,924 ,1215 ,1216
GLYCO	H1241/5-080	401105-80-4	219 ,222 ,223 ,349 ,353 ,919 ,920 ,924 ,1215 ,1216
GLYCO	H1241/5-100	401105-100-4	219 ,222 ,223 ,349 ,353 ,919 ,920 ,924 ,1215 ,1216
GLYCO	H1241/5-125	401105-125-4	219 ,222 ,223 ,349 ,353 ,919 ,920 ,924 ,1215 ,1216
GLYCO	H1243/5	403816-00-4	817 ,818 ,860 ,861 ,1009 ,1010 ,1287
GLYCO	H1243/5-025	403816-25-4	817 ,818 ,860 ,861 ,1009 ,1010 ,1287
GLYCO	H1243/5-050	403816-50-4	817 ,818 ,860 ,861 ,1009 ,1010 ,1287
GLYCO	H1243/5-075	403816-75-4	817 ,818 ,860 ,861 ,1009 ,1010 ,1287
GLYCO	H1247/5	408702-00-4	784 to 785
GLYCO	H1247/5-025	408702-25-4	784 to 785
GLYCO	H1247/5-050	408702-50-4	784 to 785
GLYCO	H1247/5-075	408702-75-4	784 to 785
GLYCO	H1248/5	408703-00-4	285 ,421 ,481 ,783 ,784
GLYCO	H1248/5-025	408703-25-4	285 ,421 ,481 ,783 ,784
GLYCO	H1248/5-050	408703-50-4	285 ,421 ,481 ,783 ,784
GLYCO	H1249/5	409002-00-4	819 to 820
GLYCO	H1249/5-025	409002-25-4	819 to 820
GLYCO	H1249/5-050	409002-50-4	819 to 820
GLYCO	H1294/6	405010-00-5	1516
GLYCO	H1294/6-025	405010-25-5	1516
GLYCO	H1294/6-050	405010-50-5	1516
GLYCO	H1295/5	403508-00-4	166 ,167 ,168 ,462 ,853 ,854 ,1205 ,1280
GLYCO	H1295/5-025	403508-25-4	166 ,167 ,168 ,462 ,853 ,854 ,1205 ,1280
GLYCO	H1295/5-050	403508-50-4	166 ,167 ,168 ,462 ,853 ,854 ,1205 ,1280

Cross Reference



Cross- Manu.	Reference-No.	SM-No.	On Page
GLYCO	H1295/5-050	403508-50-4	166 ,167 ,168 ,462 ,853 ,854 ,1205 ,1280
GLYCO	H1298/5	400705-00-4	19 ,128 ,132 ,772 ,853 ,1280
GLYCO	H1298/5 025	400705-25-4	19 ,128 ,132 ,772 ,853 ,1280
GLYCO	H1298/5 050	400705-50-4	19 ,128 ,132 ,772 ,853 ,1280
GLYCO	H1298/7	400705-00-6	20 ,130
GLYCO	H1298/7 025	400705-25-6	20 ,130
GLYCO	H1298/7 050	400705-50-6	20 ,130
GLYCO	H1314/5	405025-00-4	62 ,1129 ,1167 ,1482
GLYCO	H1322/5	401403-00-4	449 ,1237 ,1238 ,1243
GLYCO	H1322/5-025	401403-25-4	449 ,1237 ,1238 ,1243
GLYCO	H1322/5-050	401403-50-4	449 ,1237 ,1238 ,1243
GLYCO	H1322/5-075	401403-75-4	449 ,1237 ,1238 ,1243
GLYCO	H1325/5	405014-00-4	64 ,70 ,1129 ,1130 ,1131 ,1132 ,1133 ,1134 ,1167 ,1168 ,1169 ,1172 ,1181 ,1480 ,1481 ,1482 ,1487 ,1488 ,1489 ,1490 ,1491 ,1492 ,1493 ,1502 ,1523 ,1528 ,1534
GLYCO	H1325/5-025	405014-25-4	64 ,70 ,1129 ,1130 ,1131 ,1132 ,1133 ,1134 ,1167 ,1168 ,1169 ,1172 ,1181 ,1480 ,1481 ,1482 ,1487 ,1488 ,1489 ,1490 ,1491 ,1492 ,1493 ,1502 ,1523 ,1528 ,1534
GLYCO	H1325/5-050	405014-50-4	64 ,70 ,1129 ,1130 ,1131 ,1132 ,1133 ,1134 ,1167 ,1168 ,1169 ,1172 ,1181 ,1480 ,1481 ,1482 ,1487 ,1488 ,1489 ,1490 ,1491 ,1492 ,1493 ,1502 ,1523 ,1528 ,1534
GLYCO	H1327/5	403514-00-4	818 ,862 ,1010 ,1011 ,1288 ,1289
GLYCO	H1327/5-025	403514-25-4	818 ,862 ,1010 ,1011 ,1288 ,1289
GLYCO	H1327/5-050	403514-50-4	818 ,862 ,1010 ,1011 ,1288 ,1289
GLYCO	H1327/5-075	403514-75-4	818 ,862 ,1010 ,1011 ,1288 ,1289
GLYCO	H1329/5	402401-00-4	478 ,479 ,485 ,572 ,578
GLYCO	H1329/5-025	402401-25-4	478 ,479 ,485 ,572 ,578
GLYCO	H1329/5-050	402401-50-4	478 ,479 ,485 ,572 ,578
GLYCO	H1329/5-075	402401-75-4	478 ,479 ,485 ,572 ,578
GLYCO	H1329/5-100	402401-100-4	478 ,479 ,485 ,572 ,578
GLYCO	H1343/4	405003-00-3	1133 ,1167 ,1168 ,1492 ,1493
GLYCO	H1343/4-025	405003-25-3	1133 ,1167 ,1168 ,1492 ,1493
GLYCO	H1343/4-050	405003-50-3	1133 ,1167 ,1168 ,1492 ,1493
GLYCO	H1345/4	403709-00-3	210 ,228 ,291 ,292 ,854 ,910 ,912 ,929 ,1280
GLYCO	H1345/4-030	403709-30-3	210 ,228 ,291 ,292 ,854 ,910 ,912 ,929 ,1280
GLYCO	H1345/4-050	403709-50-3	210 ,228 ,291 ,292 ,854 ,910 ,912 ,929 ,1280
GLYCO	H1345/4-075	403709-75-3	210 ,228 ,291 ,292 ,854 ,910 ,912 ,929 ,1280
GLYCO	H629/5	400704-00-4	129 ,130 ,134
GLYCO	H629/5-025	400704-25-4	129 ,130 ,134
GLYCO	H629/5-050	400704-50-4	129 ,130 ,134
GLYCO	H712/5	401003-00-4	754
GLYCO	H712/5 025	401003-25-4	754
GLYCO	H712/7	401003-00-6	755
GLYCO	H712/7-025	401003-25-6	755
GLYCO	H712/7-050	401003-50-6	755
GLYCO	H712/7-075	401003-75-6	755
GLYCO	H803/4	405024-00-4	933 ,1524 ,1525
GLYCO	H803/4 +1,00	405024-100-4	933 ,1524 ,1525
GLYCO	H818/7	401006-00-6	758 to 759
GLYCO	H818/7-025	401006-25-6	758 to 759
GLYCO	H818/7-050	401006-50-6	758 to 759
GLYCO	H818/7-075	401006-75-6	758 to 759
GLYCO	H821/5	401009-00-8	628 ,629 ,757 ,758 ,759 ,760 ,795 ,796 ,1155
GLYCO	H821/5-025	401009-25-8	628 ,629 ,757 ,758 ,759 ,760 ,795 ,796 ,1155
GLYCO	H821/5-050	401009-50-8	628 ,629 ,757 ,758 ,759 ,760 ,795 ,796 ,1155
GLYCO	H821/7	401009-00-12	628 ,629 ,759 ,760
GLYCO	H841/7	405106-00-6	1409 to 1410
GLYCO	H841/7-025	405106-25-6	1409 to 1410
GLYCO	H841/7-050	405106-50-6	1409 to 1410
GLYCO	H841/7-075	405106-75-6	1409 to 1410
GLYCO	H842/7	405101-00-6	1411 to 1412
GLYCO	H842/7-025	405101-25-6	1411 to 1412



Cross Reference

Cross- Manu.	Reference-No.	SM-No.	On Page
GLYCO	H842/7-025	405101-25-6	1411 to 1412
GLYCO	H842/7-050	405101-50-6	1411 to 1412
GLYCO	H842/7-075	405101-75-6	1411 to 1412
GLYCO	H892/7	401502-00-6	276 ,540 ,562 ,614
GLYCO	H914/5	401001-00-4	742 ,745 ,746 ,751 ,752 ,753 ,1152
GLYCO	H914/5-025	401001-25-4	742 ,745 ,746 ,751 ,752 ,753 ,1152
GLYCO	H914/5-050	401001-50-4	742 ,745 ,746 ,751 ,752 ,753 ,1152
GLYCO	H914/5-075	401001-75-4	742 ,745 ,746 ,751 ,752 ,753 ,1152
GLYCO	H914/5-100	401001-100-4	742 ,745 ,746 ,751 ,752 ,753 ,1152
GLYCO	H931/5	401506-00-8	282 ,545 ,563
GLYCO	H931/5-025	401506-25-8	282 ,545 ,563
GLYCO	H951/5	401008-00-4	746 ,751 ,752
GLYCO	H951/5-025	401008-25-4	746 ,751 ,752
GLYCO	H951/5-050	401008-50-4	746 ,751 ,752
GLYCO	H951/5-075	401008-75-4	746 ,751 ,752
GLYCO	H975/5	400301-00-4	97 ,98 ,142 ,145 ,154 ,166 ,167 ,168 ,169 ,170 ,171 ,248 ,344 ,462 ,463 ,814 ,820 ,853 ,854 ,855 ,856 ,858 ,1061 ,1206 ,1279 ,1281 ,1282 ,1283 ,1285
GLYCO	H975/5-025	400301-25-4	97 ,98 ,142 ,145 ,154 ,166 ,167 ,168 ,169 ,170 ,171 ,248 ,344 ,462 ,463 ,814 ,820 ,853 ,854 ,855 ,856 ,858 ,1061 ,1206 ,1279 ,1281 ,1282 ,1283 ,1285
GLYCO	H975/5-050	400301-50-4	97 ,98 ,142 ,145 ,154 ,166 ,167 ,168 ,169 ,170 ,171 ,248 ,344 ,462 ,463 ,814 ,820 ,853 ,854 ,855 ,856 ,858 ,1061 ,1206 ,1279 ,1281 ,1282 ,1283 ,1285
GLYCO	H975/5-075	400301-75-4	97 ,98 ,142 ,145 ,154 ,166 ,167 ,168 ,169 ,170 ,171 ,248 ,344 ,462 ,463 ,814 ,820 ,853 ,854 ,855 ,856 ,858 ,1061 ,1206 ,1279 ,1281 ,1282 ,1283 ,1285
GLYCO	H975/5-100	400301-100-4	97 ,98 ,142 ,145 ,154 ,166 ,167 ,168 ,169 ,170 ,171 ,248 ,344 ,462 ,463 ,814 ,820 ,853 ,854 ,855 ,856 ,858 ,1061 ,1206 ,1279 ,1281 ,1282 ,1283 ,1285
GLYCO	H975/5-125	400301-125-4	97 ,98 ,142 ,145 ,154 ,166 ,167 ,168 ,169 ,170 ,171 ,248 ,344 ,462 ,463 ,814 ,820 ,853 ,854 ,855 ,856 ,858 ,1061 ,1206 ,1279 ,1281 ,1282 ,1283 ,1285
GLYCO	H980/5	405018-00-4	24 ,62 ,63 ,65 ,66 ,67 ,68 ,69 ,70 ,71 ,72 ,74 ,75 ,82 ,83 ,84 ,85 ,414 ,1131 ,1135 ,1136 ,1137 ,1140 ,1141 ,1142 ,1143 ,1145 ,1147 ,1148 ,1149 ,1150 ,1167 ,1169 ,1170 ,1172 ,1173 ,1175 ,1483 ,1484 ,1486 ,1487 ,1489 ,1490 ,1491 ,1492 ,1495 ,1496 ,1497 ,1498 ,1499 ,1500 ,1503 ,1504 ,1505 ,1508 ,1509 ,1511 ,1512 ,1513 ,1514 ,1518 ,1520 ,1529 ,1540
GLYCO	H980/5-025	405018-25-4	24 ,62 ,63 ,65 ,66 ,67 ,68 ,69 ,70 ,71 ,72 ,74 ,75 ,82 ,83 ,84 ,85 ,414 ,1131 ,1135 ,1136 ,1137 ,1140 ,1141 ,1142 ,1143 ,1145 ,1147 ,1148 ,1149 ,1150 ,1167 ,1169 ,1170 ,1172 ,1173 ,1175 ,1483 ,1484 ,1486 ,1487 ,1489 ,1490 ,1491 ,1492 ,1495 ,1496 ,1497 ,1498 ,1499 ,1500 ,1503 ,1504 ,1505 ,1508 ,1509 ,1511 ,1512 ,1513 ,1514 ,1518 ,1520 ,1529 ,1540
GLYCO	H980/5-050	405018-50-4	24 ,62 ,63 ,65 ,66 ,67 ,68 ,69 ,70 ,71 ,72 ,74 ,75 ,82 ,83 ,84 ,85 ,414 ,1131 ,1135 ,1136 ,1137 ,1140 ,1141 ,1142 ,1143 ,1145 ,1147 ,1148 ,1149 ,1150 ,1167 ,1169 ,1170 ,1172 ,1173 ,1175 ,1483 ,1484 ,1486 ,1487 ,1489 ,1490 ,1491 ,1492 ,1495 ,1496 ,1497 ,1498 ,1499 ,1500 ,1503 ,1504 ,1505 ,1508 ,1509 ,1511 ,1512 ,1513 ,1514 ,1518 ,1520 ,1529 ,1540
GLYCO	H982/5	403506-00-4	98 ,154 ,170 ,171 ,172 ,173 ,248 ,249 ,464 ,498 ,588 ,857 ,859 ,860 ,861 ,863 ,1284 ,1285 ,1286 ,1288 ,1289 ,1290
GLYCO	H982/5-025	403506-25-4	98 ,154 ,170 ,171 ,172 ,173 ,248 ,249 ,464 ,498 ,588 ,857 ,859 ,860 ,861 ,863 ,1284 ,1285 ,1286 ,1288 ,1289 ,1290
GLYCO	H982/5-050	403506-50-4	98 ,154 ,170 ,171 ,172 ,173 ,248 ,249 ,464 ,498 ,588 ,857 ,859 ,860 ,861 ,863 ,1284 ,1285 ,1286 ,1288 ,1289 ,1290
GLYCO	H993/5	401009-00-8	628 ,629 ,757 ,758 ,759 ,760 ,795 ,796 ,1155
GLYCO	H997/5	401005-00-4	249 ,250 ,742 ,743 ,744 ,747 ,748 ,749 ,750 ,753 ,1192 ,1193
GLYCO	H997/5-025	401005-25-4	249 ,250 ,742 ,743 ,744 ,747 ,748 ,749 ,750 ,753 ,1192 ,1193
GLYCO	H997/5-050	401005-50-4	249 ,250 ,742 ,743 ,744 ,747 ,748 ,749 ,750 ,753 ,1192 ,1193
GLYCO	H997/5-075	401005-75-4	249 ,250 ,742 ,743 ,744 ,747 ,748 ,749 ,750 ,753 ,1192 ,1193
GLYCO	H997/5-100	401005-100-4	249 ,250 ,742 ,743 ,744 ,747 ,748 ,749 ,750 ,753 ,1192 ,1193
GLYCO	H997/6	401005-00-5	249 ,250 ,743 ,744 ,745 ,747 ,748 ,749 ,750 ,1191 ,1192
GLYCO	H997/6-025	401005-25-5	249 ,250 ,743 ,744 ,745 ,747 ,748 ,749 ,750 ,1191 ,1192
GLYCO	H997/6-050	401005-50-5	249 ,250 ,743 ,744 ,745 ,747 ,748 ,749 ,750 ,1191 ,1192
GLYCO	H997/6-075	401005-75-5	249 ,250 ,743 ,744 ,745 ,747 ,748 ,749 ,750 ,1191 ,1192
GLYCO	H997/6-100	401005-100-5	249 ,250 ,743 ,744 ,745 ,747 ,748 ,749 ,750 ,1191 ,1192
GLYCO	H997/7	401005-00-6	250 ,740 ,741 ,744 ,745 ,747 ,749 ,750 ,752 ,1192
GLYCO	H997/7-025	401005-25-6	250 ,740 ,741 ,744 ,745 ,747 ,749 ,750 ,752 ,1192
GLYCO	H997/7-050	401005-50-6	250 ,740 ,741 ,744 ,745 ,747 ,749 ,750 ,752 ,1192
GLYCO	N147/5	465001-00-5	69 ,70 ,81 ,413 ,415 ,1135 ,1137 ,1138 ,1139 ,1142 ,1170 ,1171 ,1174 ,1497 ,1498 ,1501 ,1516 ,1517 ,1528 ,1535
GLYCO	N200/7	465101-00-7	1414

Cross Reference



Cross- Manu.	Reference-No.	SM-No.	On Page
KS	37005600	432106-00-4	221 ,351 ,418 ,419 ,421 ,432 ,433 ,434 ,435 ,440 ,553 ,605 ,922
KS	37005610	432106-25-4	221 ,351 ,418 ,419 ,421 ,432 ,433 ,434 ,435 ,440 ,553 ,605 ,922
KS	37005620	432106-50-4	221 ,351 ,418 ,419 ,421 ,432 ,433 ,434 ,435 ,440 ,553 ,605 ,922
KS	37006600	402102-00-4	220 ,221 ,351 ,418 ,419 ,421 ,432 ,433 ,434 ,435 ,439 ,440 ,553 ,605 ,922
KS	37006610	402102-25-4	220 ,221 ,351 ,418 ,419 ,421 ,432 ,433 ,434 ,435 ,439 ,440 ,553 ,605 ,922
KS	37006620	402102-50-4	220 ,221 ,351 ,418 ,419 ,421 ,432 ,433 ,434 ,435 ,439 ,440 ,553 ,605 ,922
KS	37008600	431030-00-4	741
KS	37008610	431030-25-4	741
KS	37008620	431030-50-4	741
KS	37008630	431030-75-4	741
KS	37009600	401030-00-4	741
KS	37009610	401030-25-4	741
KS	37009620	401030-50-4	741
KS	37009630	401030-75-4	741
KS	37010600	465101-00-7	1414
KS	37011600	402011-00-6	32 ,494 ,544
KS	37011620	402011-50-6	32 ,494 ,544
KS	37012600	432013-00-6	32 ,494 ,544
KS	37021600	432107-00-4	416
KS	37021610	432107-25-4	416
KS	37021620	432107-50-4	416
KS	37022600	402105-00-4	416
KS	37022610	402105-25-4	416
KS	37022620	402105-50-4	416
KS	37055600	433504-00-4	13 ,166 ,177 ,205 ,341 ,410 ,595 ,632 ,636 ,853 ,906 ,1199 ,1205 ,1220 ,1279
KS	37055610	433504-25-4	13 ,166 ,177 ,205 ,341 ,410 ,595 ,632 ,636 ,853 ,906 ,1199 ,1205 ,1220 ,1279
KS	37055620	433504-50-4	13 ,166 ,177 ,205 ,341 ,410 ,595 ,632 ,636 ,853 ,906 ,1199 ,1205 ,1220 ,1279
KS	37056600	403502-00-4	13 ,166 ,177 ,205 ,341 ,410 ,595 ,632 ,636 ,853 ,906 ,1199 ,1205 ,1220 ,1279
KS	37056610	403502-25-4	13 ,166 ,177 ,205 ,341 ,410 ,595 ,632 ,636 ,853 ,906 ,1199 ,1205 ,1220 ,1279
KS	37056620	403502-50-4	13 ,166 ,177 ,205 ,341 ,410 ,595 ,632 ,636 ,853 ,906 ,1199 ,1205 ,1220 ,1279
KS	37071600	432117-00-4	417 ,420 ,434 ,657 ,659 ,663 ,819 ,1407
KS	37071610	432117-25-4	417 ,420 ,434 ,657 ,659 ,663 ,819 ,1407
KS	37071620	432117-50-4	417 ,420 ,434 ,657 ,659 ,663 ,819 ,1407
KS	37073600	402112-00-4	417 ,420 ,421 ,434 ,657 ,659 ,663 ,1407
KS	37073610	402112-25-4	417 ,420 ,421 ,434 ,657 ,659 ,663 ,1407
KS	37073620	402112-50-4	417 ,420 ,421 ,434 ,657 ,659 ,663 ,1407
KS	37088600	403515-00-4	13 ,14 ,15 ,151 ,178 ,345 ,347 ,464 ,597 ,598 ,859 ,1061 ,1207 ,1285
KS	37088610	403515-25-4	13 ,14 ,15 ,151 ,178 ,345 ,347 ,464 ,597 ,598 ,859 ,1061 ,1207 ,1285
KS	37088620	403515-50-4	13 ,14 ,15 ,151 ,178 ,345 ,347 ,464 ,597 ,598 ,859 ,1061 ,1207 ,1285
KS	37106600	435019-00-4	62 ,1129 ,1167 ,1482
KS	37106610	435019-25-4	62 ,1129 ,1167 ,1482
KS	37106620	435019-50-4	62 ,1129 ,1167 ,1482
KS	37111600	435029-00-4	86 ,87 ,91 ,1149 ,1151 ,1176 ,1178 ,1181 ,1519 ,1521 ,1530 ,1531 ,1537
KS	37111610	435029-25-4	86 ,87 ,91 ,1149 ,1151 ,1176 ,1178 ,1181 ,1519 ,1521 ,1530 ,1531 ,1537
KS	37111620	435029-50-4	86 ,87 ,91 ,1149 ,1151 ,1176 ,1178 ,1181 ,1519 ,1521 ,1530 ,1531 ,1537
KS	37116600	435030-00-4	86 ,87 ,91 ,584 ,1151 ,1152 ,1178 ,1521 ,1523 ,1524 ,1530 ,1537
KS	37117600	433605-00-4	7 ,174 ,639 ,869 ,870 ,871 ,1408 ,1409 ,1525
KS	37117610	433605-25-4	7 ,174 ,639 ,869 ,870 ,871 ,1408 ,1409 ,1525
KS	37117620	433605-50-4	7 ,174 ,639 ,869 ,870 ,871 ,1408 ,1409 ,1525
KS	37117630	433605-75-4	7 ,174 ,639 ,869 ,870 ,871 ,1408 ,1409 ,1525
KS	37120600	432104-00-4	410 ,412 ,415 ,430 ,653 ,654 ,663
KS	37120610	432104-25-4	410 ,412 ,415 ,430 ,653 ,654 ,663
KS	37120620	432104-50-4	410 ,412 ,415 ,430 ,653 ,654 ,663
KS	37121600	432114-00-4	413 ,416 ,431 ,656
KS	37121610	432114-25-4	413 ,416 ,431 ,656
KS	37121620	432114-50-4	413 ,416 ,431 ,656
KS	37122600	402109-00-4	410 ,412 ,413 ,415 ,431 ,653 ,654 ,656 ,663
KS	37147600	405025-00-4	62 ,1129 ,1167 ,1482



Cross Reference

Cross- Manu.	Reference-No.	SM-No.	On Page
KS	37147600	405025-00-4	62 ,1129 ,1167 ,1482
KS	37150600	465103-00-7	
KS	37151600	465102-00-7	1017 ,1411 ,1412 ,1419 ,1420
KS	37171600	400102-00-4	4 ,13 ,177 ,285 ,342 ,410 ,556 ,596 ,1220 ,1279 ,1540
KS	37171610	400102-25-4	4 ,13 ,177 ,285 ,342 ,410 ,556 ,596 ,1220 ,1279 ,1540
KS	37171620	400102-50-4	4 ,13 ,177 ,285 ,342 ,410 ,556 ,596 ,1220 ,1279 ,1540
KS	37171630	400102-75-4	4 ,13 ,177 ,285 ,342 ,410 ,556 ,596 ,1220 ,1279 ,1540
KS	37171640	400102-100-4	4 ,13 ,177 ,285 ,342 ,410 ,556 ,596 ,1220 ,1279 ,1540
KS	37180600	402113-00-3	411
KS	37181600	432120-00-4	417 ,431
KS	37203600	433830-00-4	344 ,740 ,816 ,857 ,1005 ,1284 ,1285
KS	37203610	433830-25-4	344 ,740 ,816 ,857 ,1005 ,1284 ,1285
KS	37203620	433830-50-4	344 ,740 ,816 ,857 ,1005 ,1284 ,1285
KS	37204600	403820-00-4	344 ,816 ,857 ,1005 ,1006 ,1283 ,1285
KS	37204610	403820-25-4	344 ,816 ,857 ,1005 ,1006 ,1283 ,1285
KS	37204620	403820-50-4	344 ,816 ,857 ,1005 ,1006 ,1283 ,1285
KS	37233600	432119-00-3	411
KS	37245600	433831-00-4	239 ,491 ,740 ,813 ,997
KS	37245610	433831-25-4	239 ,491 ,740 ,813 ,997
KS	37245620	433831-50-4	239 ,491 ,740 ,813 ,997
KS	37247600	433831-00-3	239 ,780 ,813 ,996 ,1185
KS	37247610	433831-25-3	239 ,780 ,813 ,996 ,1185
KS	37247620	433831-50-3	239 ,780 ,813 ,996 ,1185
KS	37250600	403829-00-4	239 ,491 ,740 ,813 ,997
KS	37250610	403829-25-4	239 ,491 ,740 ,813 ,997
KS	37250620	403829-50-4	239 ,491 ,740 ,813 ,997
KS	37253600	403830-00-3	239 ,780 ,813 ,996 ,1185
KS	37253610	403830-25-3	239 ,780 ,813 ,996 ,1185
KS	37253620	403830-50-3	239 ,780 ,813 ,996 ,1185
KS	60295600	401507-00-6	280 ,281 ,1050 ,1411
KS	71519608	413803-00-1	23 ,24 ,243 ,618 ,780 ,781 ,816 ,857 ,858 ,860 ,1001 ,1005 ,1006 ,1007 ,1008 ,1009 ,1011 ,1207 ,1283 ,1284 ,1286 ,1404 ,1405 ,1406
KS	72462690 1 ST.	440801-00-6	232 ,424 ,1220 ,1525
KS	72467600 1 ST.	460801-00-7	232 ,424 ,1220 ,1525
KS	77034619	433505-25-4	94 ,99 ,157 ,173 ,452 ,455 ,458 ,465 ,468 ,498 ,499 ,502 ,550 ,863 ,864 ,1290 ,1291
KS	77034629	433505-50-4	94 ,99 ,157 ,173 ,452 ,455 ,458 ,465 ,468 ,498 ,499 ,502 ,550 ,863 ,864 ,1290 ,1291
KS	77084608	431301-00-4	23 ,261 ,994 ,995 ,996 ,998 ,1403
KS	77084618	431301-25-4	23 ,261 ,994 ,995 ,996 ,998 ,1403
KS	77084628	431301-50-4	23 ,261 ,994 ,995 ,996 ,998 ,1403
KS	77084638	431301-75-4	23 ,261 ,994 ,995 ,996 ,998 ,1403
KS	77084648	431301-100-4	23 ,261 ,994 ,995 ,996 ,998 ,1403
KS	77085608	401301-00-4	23 ,239 ,240 ,261 ,994 ,995 ,996 ,997 ,998 ,999 ,1000 ,1001 ,1403 ,1404
KS	77085618	401301-25-4	23 ,239 ,240 ,261 ,994 ,995 ,996 ,997 ,998 ,999 ,1000 ,1001 ,1403 ,1404
KS	77085628	401301-50-4	23 ,239 ,240 ,261 ,994 ,995 ,996 ,997 ,998 ,999 ,1000 ,1001 ,1403 ,1404
KS	77085638	401301-75-4	23 ,239 ,240 ,261 ,994 ,995 ,996 ,997 ,998 ,999 ,1000 ,1001 ,1403 ,1404
KS	77086608	401105-00-4	219 ,222 ,223 ,349 ,353 ,919 ,920 ,924 ,1215 ,1216
KS	77086618	401105-30-4	219 ,222 ,223 ,349 ,353 ,919 ,920 ,924 ,1215 ,1216
KS	77086628	401105-50-4	219 ,222 ,223 ,349 ,353 ,919 ,920 ,924 ,1215 ,1216
KS	77086638	401105-80-4	219 ,222 ,223 ,349 ,353 ,919 ,920 ,924 ,1215 ,1216
KS	77086648	401105-100-4	219 ,222 ,223 ,349 ,353 ,919 ,920 ,924 ,1215 ,1216
KS	77086658	401105-125-4	219 ,222 ,223 ,349 ,353 ,919 ,920 ,924 ,1215 ,1216
KS	77088608	431104-00-4	205 ,206 ,207 ,208 ,210 ,211 ,212 ,214 ,215 ,906 ,907 ,908 ,911 ,912 ,913 ,915 ,916 ,929 ,998 ,1212 ,1213 ,1214
KS	77088618	431104-30-4	205 ,206 ,207 ,208 ,210 ,211 ,212 ,214 ,215 ,906 ,907 ,908 ,911 ,912 ,913 ,915 ,916 ,929 ,998 ,1212 ,1213 ,1214
KS	77088628	431104-50-4	205 ,206 ,207 ,208 ,210 ,211 ,212 ,214 ,215 ,906 ,907 ,908 ,911 ,912 ,913 ,915 ,916 ,929 ,998 ,1212 ,1213 ,1214
KS	77088638	431104-80-4	205 ,206 ,207 ,208 ,210 ,211 ,212 ,214 ,215 ,906 ,907 ,908 ,911 ,912 ,913 ,915 ,916 ,929 ,998 ,1212 ,1213 ,1214

Cross Reference



Cross- Manu.	Reference-No.	SM-No.	On Page
KS	77088638	431104-80-4	205 ,206 ,207 ,208 ,210 ,211 ,212 ,214 ,215 ,906 ,907 ,908 ,911 ,912 ,913 ,915 ,916 ,929 ,998 ,1212 ,1213 ,1214
KS	77088648	431104-100-4	205 ,206 ,207 ,208 ,210 ,211 ,212 ,214 ,215 ,906 ,907 ,908 ,911 ,912 ,913 ,915 ,916 ,929 ,998 ,1212 ,1213 ,1214
KS	77088658	431104-125-4	205 ,206 ,207 ,208 ,210 ,211 ,212 ,214 ,215 ,906 ,907 ,908 ,911 ,912 ,913 ,915 ,916 ,929 ,998 ,1212 ,1213 ,1214
KS	77089608	433803-00-4	23 ,24 ,241 ,780 ,781 ,930 ,1001 ,1005 ,1006 ,1007 ,1008 ,1404 ,1405 ,1406
KS	77089618	433803-25-4	23 ,24 ,241 ,780 ,781 ,930 ,1001 ,1005 ,1006 ,1007 ,1008 ,1404 ,1405 ,1406
KS	77089628	433803-50-4	23 ,24 ,241 ,780 ,781 ,930 ,1001 ,1005 ,1006 ,1007 ,1008 ,1404 ,1405 ,1406
KS	77089638	433803-75-4	23 ,24 ,241 ,780 ,781 ,930 ,1001 ,1005 ,1006 ,1007 ,1008 ,1404 ,1405 ,1406
KS	77090608	403802-00-4	23 ,24 ,781 ,1001 ,1005 ,1006 ,1007 ,1008 ,1404 ,1405 ,1406
KS	77090618	403802-25-4	23 ,24 ,781 ,1001 ,1005 ,1006 ,1007 ,1008 ,1404 ,1405 ,1406
KS	77090628	403802-50-4	23 ,24 ,781 ,1001 ,1005 ,1006 ,1007 ,1008 ,1404 ,1405 ,1406
KS	77090638	403802-75-4	23 ,24 ,781 ,1001 ,1005 ,1006 ,1007 ,1008 ,1404 ,1405 ,1406
KS	77093608	403702-00-4	915 to 916
KS	77093618	403702-30-4	915 to 916
KS	77093628	403702-50-4	915 to 916
KS	77093638	403702-80-4	915 to 916
KS	77093648	403702-100-4	915 to 916
KS	77094618	403702-30-4	915 to 916
KS	77094628	403702-50-4	915 to 916
KS	77094638	403702-80-4	915 to 916
KS	77094648	403702-100-4	915 to 916
KS	77095608	431105-00-4	219 ,222 ,223 ,349 ,353 ,917 ,919 ,920 ,924 ,1215 ,1216
KS	77095618	431105-30-4	219 ,222 ,223 ,349 ,353 ,917 ,919 ,920 ,924 ,1215 ,1216
KS	77095628	431105-50-4	219 ,222 ,223 ,349 ,353 ,917 ,919 ,920 ,924 ,1215 ,1216
KS	77095638	431105-80-4	219 ,222 ,223 ,349 ,353 ,917 ,919 ,920 ,924 ,1215 ,1216
KS	77095648	431105-100-4	219 ,222 ,223 ,349 ,353 ,917 ,919 ,920 ,924 ,1215 ,1216
KS	77095658	431105-125-4	219 ,222 ,223 ,349 ,353 ,917 ,919 ,920 ,924 ,1215 ,1216
KS	77095668	431105-150-4	219 ,222 ,223 ,349 ,353 ,917 ,919 ,920 ,924 ,1215 ,1216
KS	77096608	401104-00-4	219 ,222 ,349 ,353 ,919 ,920 ,924 ,1215
KS	77096618	401104-30-4	219 ,222 ,349 ,353 ,919 ,920 ,924 ,1215
KS	77096628	401104-50-4	219 ,222 ,349 ,353 ,919 ,920 ,924 ,1215
KS	77096638	401104-80-4	219 ,222 ,349 ,353 ,919 ,920 ,924 ,1215
KS	77096648	401104-100-4	219 ,222 ,349 ,353 ,919 ,920 ,924 ,1215
KS	77097600	433701-00-4	215 ,216 ,217 ,218 ,346 ,348 ,480 ,588 ,916 ,917 ,918 ,1058 ,1207 ,1215
KS	77097608	433701-00-4	215 ,216 ,217 ,218 ,346 ,348 ,480 ,588 ,916 ,917 ,918 ,1058 ,1207 ,1215
KS	77097610	433701-30-4	215 ,216 ,217 ,218 ,346 ,348 ,480 ,588 ,916 ,917 ,918 ,1058 ,1207 ,1215
KS	77097618	433701-30-4	215 ,216 ,217 ,218 ,346 ,348 ,480 ,588 ,916 ,917 ,918 ,1058 ,1207 ,1215
KS	77097620	433701-50-4	215 ,216 ,217 ,218 ,346 ,348 ,480 ,588 ,916 ,917 ,918 ,1058 ,1207 ,1215
KS	77097628	433701-50-4	215 ,216 ,217 ,218 ,346 ,348 ,480 ,588 ,916 ,917 ,918 ,1058 ,1207 ,1215
KS	77097630	433701-80-4	215 ,216 ,217 ,218 ,346 ,348 ,480 ,588 ,916 ,917 ,918 ,1058 ,1207 ,1215
KS	77097638	433701-80-4	215 ,216 ,217 ,218 ,346 ,348 ,480 ,588 ,916 ,917 ,918 ,1058 ,1207 ,1215
KS	77097640	433701-100-4	215 ,216 ,217 ,218 ,346 ,348 ,480 ,588 ,916 ,917 ,918 ,1058 ,1207 ,1215
KS	77098608	403701-00-4	172 ,215 ,216 ,217 ,218 ,220 ,221 ,222 ,229 ,292 ,293 ,346 ,347 ,348 ,350 ,351 ,352 ,418 ,419 ,432 ,433 ,434 ,439 ,440 ,468 ,480 ,588 ,599 ,605 ,618 ,782 ,862 ,915 ,916 ,917 ,918 ,921 ,922 ,930 ,1057 ,1058 ,1207 ,1208 ,1215 ,1220 ,1289 ,1407
KS	77098618	403701-30-4	172 ,215 ,216 ,217 ,218 ,220 ,221 ,222 ,229 ,292 ,293 ,346 ,347 ,348 ,350 ,351 ,352 ,418 ,419 ,432 ,433 ,434 ,439 ,440 ,468 ,480 ,588 ,599 ,605 ,618 ,782 ,862 ,915 ,916 ,917 ,918 ,921 ,922 ,930 ,1057 ,1058 ,1207 ,1208 ,1215 ,1220 ,1289 ,1407
KS	77098628	403701-50-4	172 ,215 ,216 ,217 ,218 ,220 ,221 ,222 ,229 ,292 ,293 ,346 ,347 ,348 ,350 ,351 ,352 ,418 ,419 ,432 ,433 ,434 ,439 ,440 ,468 ,480 ,588 ,599 ,605 ,618 ,782 ,862 ,915 ,916 ,917 ,918 ,921 ,922 ,930 ,1057 ,1058 ,1207 ,1208 ,1215 ,1220 ,1289 ,1407
KS	77098638	403701-80-4	172 ,215 ,216 ,217 ,218 ,220 ,221 ,222 ,229 ,292 ,293 ,346 ,347 ,348 ,350 ,351 ,352 ,418 ,419 ,432 ,433 ,434 ,439 ,440 ,468 ,480 ,588 ,599 ,605 ,618 ,782 ,862 ,915 ,916 ,917 ,918 ,921 ,922 ,930 ,1057 ,1058 ,1207 ,1208 ,1215 ,1220 ,1289 ,1407
KS	77098648	403701-100-4	172 ,215 ,216 ,217 ,218 ,220 ,221 ,222 ,229 ,292 ,293 ,346 ,347 ,348 ,350 ,351 ,352 ,418 ,419 ,432 ,433 ,434 ,439 ,440 ,468 ,480 ,588 ,599 ,605 ,618 ,782 ,862 ,915 ,916 ,917 ,918 ,921 ,922 ,930 ,1057 ,1058 ,1207 ,1208 ,1215 ,1220 ,1289 ,1407
KS	77099608	433707-00-4	619 ,922 ,923 ,925 ,926 ,1217
KS	77099618	433707-30-4	619 ,922 ,923 ,925 ,926 ,1217
KS	77099628	433707-50-4	619 ,922 ,923 ,925 ,926 ,1217



Cross Reference

Cross- Manu.	Reference-No.	SM-No.	On Page
KS	77099628	433707-50-4	619 ,922 ,923 ,925 ,926 ,1217
KS	77099638	433707-80-4	619 ,922 ,923 ,925 ,926 ,1217
KS	77100608	403704-00-4	619 ,923 ,925
KS	77100618	403704-30-4	619 ,923 ,925
KS	77100628	403704-50-4	619 ,923 ,925
KS	77100638	403704-80-4	619 ,923 ,925
KS	77101608	432101-00-4	25 ,262 ,424 ,619 ,926 ,1193 ,1216 ,1217
KS	77101618	432101-30-4	25 ,262 ,424 ,619 ,926 ,1193 ,1216 ,1217
KS	77101628	432101-50-4	25 ,262 ,424 ,619 ,926 ,1193 ,1216 ,1217
KS	77101638	432101-80-4	25 ,262 ,424 ,619 ,926 ,1193 ,1216 ,1217
KS	77101648	432101-100-4	25 ,262 ,424 ,619 ,926 ,1193 ,1216 ,1217
KS	77102608	402101-00-4	25 ,262 ,424 ,619 ,923 ,925 ,926 ,1193 ,1216 ,1217
KS	77102618	402101-30-4	25 ,262 ,424 ,619 ,923 ,925 ,926 ,1193 ,1216 ,1217
KS	77102628	402101-50-4	25 ,262 ,424 ,619 ,923 ,925 ,926 ,1193 ,1216 ,1217
KS	77102638	402101-80-4	25 ,262 ,424 ,619 ,923 ,925 ,926 ,1193 ,1216 ,1217
KS	77102648	402101-100-4	25 ,262 ,424 ,619 ,923 ,925 ,926 ,1193 ,1216 ,1217
KS	77103608	431101-00-4	178 ,223 ,557 ,923 ,1011 ,1012
KS	77103618	431101-25-4	178 ,223 ,557 ,923 ,1011 ,1012
KS	77103628	431101-50-4	178 ,223 ,557 ,923 ,1011 ,1012
KS	77103638	431101-75-4	178 ,223 ,557 ,923 ,1011 ,1012
KS	77103648	431101-100-4	178 ,223 ,557 ,923 ,1011 ,1012
KS	77124608	401101-00-4	178 ,223 ,557 ,923 ,1011 ,1012
KS	77124618	401101-25-4	178 ,223 ,557 ,923 ,1011 ,1012
KS	77124628	401101-50-4	178 ,223 ,557 ,923 ,1011 ,1012
KS	77124648	401101-100-4	178 ,223 ,557 ,923 ,1011 ,1012
KS	77127608	401106-00-4	205 ,206 ,207 ,208 ,210 ,211 ,212 ,228 ,343 ,906 ,907 ,908 ,910 ,911 ,912 ,1057 ,1212 ,1540
KS	77127618	401106-30-4	205 ,206 ,207 ,208 ,210 ,211 ,212 ,228 ,343 ,906 ,907 ,908 ,910 ,911 ,912 ,1057 ,1212 ,1540
KS	77127628	401106-50-4	205 ,206 ,207 ,208 ,210 ,211 ,212 ,228 ,343 ,906 ,907 ,908 ,910 ,911 ,912 ,1057 ,1212 ,1540
KS	77127638	401106-80-4	205 ,206 ,207 ,208 ,210 ,211 ,212 ,228 ,343 ,906 ,907 ,908 ,910 ,911 ,912 ,1057 ,1212 ,1540
KS	77131608	401109-00-4	217 ,218 ,348 ,918 ,919
KS	77131618	401109-30-4	217 ,218 ,348 ,918 ,919
KS	77137600	435107-00-6	1408 to 1409
KS	77137620	435107-50-6	1408 to 1409
KS	77152600	405012-00-4	65 ,66 ,67 ,68 ,69 ,70 ,72 ,73 ,74 ,75 ,76 ,77 ,78 ,79 ,80 ,85 ,86 ,90 ,414 ,415 ,1131 ,1134 ,1135 ,1136 ,1137 ,1139 ,1140 ,1141 ,1143 ,1144 ,1145 ,1149 ,1150 ,1151 ,1167 ,1169 ,1170 ,1171 ,1172 ,1173 ,1175 ,1177 ,1480 ,1481 ,1486 ,1487 ,1489 ,1490 ,1491 ,1492 ,1496 ,1497 ,1498 ,1499 ,1500 ,1501 ,1502 ,1503 ,1505 ,1506 ,1507 ,1509 ,1510 ,1512 ,1513 ,1514 ,1515 ,1516 ,1519 ,1520 ,1521 ,1522 ,1524 ,1528 ,1529 ,1530 ,1531 ,1534 ,1535 ,1536
KS	77152610	405012-25-4	65 ,66 ,67 ,68 ,69 ,70 ,72 ,73 ,74 ,75 ,76 ,77 ,78 ,79 ,80 ,85 ,86 ,90 ,414 ,415 ,1131 ,1134 ,1135 ,1136 ,1137 ,1139 ,1140 ,1141 ,1143 ,1144 ,1145 ,1149 ,1150 ,1151 ,1167 ,1169 ,1170 ,1171 ,1172 ,1173 ,1175 ,1177 ,1480 ,1481 ,1486 ,1487 ,1489 ,1490 ,1491 ,1492 ,1496 ,1497 ,1498 ,1499 ,1500 ,1501 ,1502 ,1503 ,1505 ,1506 ,1507 ,1509 ,1510 ,1512 ,1513 ,1514 ,1515 ,1516 ,1519 ,1520 ,1521 ,1522 ,1524 ,1528 ,1529 ,1530 ,1531 ,1534 ,1535 ,1536
KS	77152620	405012-50-4	65 ,66 ,67 ,68 ,69 ,70 ,72 ,73 ,74 ,75 ,76 ,77 ,78 ,79 ,80 ,85 ,86 ,90 ,414 ,415 ,1131 ,1134 ,1135 ,1136 ,1137 ,1139 ,1140 ,1141 ,1143 ,1144 ,1145 ,1149 ,1150 ,1151 ,1167 ,1169 ,1170 ,1171 ,1172 ,1173 ,1175 ,1177 ,1480 ,1481 ,1486 ,1487 ,1489 ,1490 ,1491 ,1492 ,1496 ,1497 ,1498 ,1499 ,1500 ,1501 ,1502 ,1503 ,1505 ,1506 ,1507 ,1509 ,1510 ,1512 ,1513 ,1514 ,1515 ,1516 ,1519 ,1520 ,1521 ,1522 ,1524 ,1528 ,1529 ,1530 ,1531 ,1534 ,1535 ,1536
KS	77152630	405012-75-4	65 ,66 ,67 ,68 ,69 ,70 ,72 ,73 ,74 ,75 ,76 ,77 ,78 ,79 ,80 ,85 ,86 ,90 ,414 ,415 ,1131 ,1134 ,1135 ,1136 ,1137 ,1139 ,1140 ,1141 ,1143 ,1144 ,1145 ,1149 ,1150 ,1151 ,1167 ,1169 ,1170 ,1171 ,1172 ,1173 ,1175 ,1177 ,1480 ,1481 ,1486 ,1487 ,1489 ,1490 ,1491 ,1492 ,1496 ,1497 ,1498 ,1499 ,1500 ,1501 ,1502 ,1503 ,1505 ,1506 ,1507 ,1509 ,1510 ,1512 ,1513 ,1514 ,1515 ,1516 ,1519 ,1520 ,1521 ,1522 ,1524 ,1528 ,1529 ,1530 ,1531 ,1534 ,1535 ,1536
KS	77154600	403806-00-4	15 ,94 ,352 ,354 ,537 ,538 ,596 ,600 ,1012 ,1013 ,1047 ,1152 ,1291
KS	77154610	403806-25-4	15 ,94 ,352 ,354 ,537 ,538 ,596 ,600 ,1012 ,1013 ,1047 ,1152 ,1291
KS	77154620	403806-50-4	15 ,94 ,352 ,354 ,537 ,538 ,596 ,600 ,1012 ,1013 ,1047 ,1152 ,1291
KS	77155600	433807-00-4	15 ,94 ,224 ,354 ,537 ,538 ,600 ,791 ,864 ,926 ,1012 ,1013 ,1047 ,1048 ,1152 ,1290 ,1291

Cross Reference



Cross- Manu.	Reference-No.	SM-No.	On Page
KS	77155600	433807-00-4	15 ,94 ,224 ,354 ,537 ,538 ,600 ,791 ,864 ,926 ,1012 ,1013 ,1047 ,1048 ,1152 ,1290 ,1291
KS	77155610	433807-25-4	15 ,94 ,224 ,354 ,537 ,538 ,600 ,791 ,864 ,926 ,1012 ,1013 ,1047 ,1048 ,1152 ,1290 ,1291
KS	77155620	433807-50-4	15 ,94 ,224 ,354 ,537 ,538 ,600 ,791 ,864 ,926 ,1012 ,1013 ,1047 ,1048 ,1152 ,1290 ,1291
KS	77180600	431303-00-6	262 ,796
KS	77181600	401303-00-6	262 ,263 ,796 ,1188
KS	77206600	435002-00-5	71 ,83 ,84 ,1513 ,1514
KS	77206610	435002-25-5	71 ,83 ,84 ,1513 ,1514
KS	77207604	433711-00-4	221 ,352 ,915 ,922
KS	77207614	433711-30-4	221 ,352 ,915 ,922
KS	77207624	433711-50-4	221 ,352 ,915 ,922
KS	77213600	435005-00-4	68 ,69 ,414 ,1135 ,1136 ,1169 ,1170 ,1498 ,1499 ,1500 ,1529
KS	77213610	435005-25-4	68 ,69 ,414 ,1135 ,1136 ,1169 ,1170 ,1498 ,1499 ,1500 ,1529
KS	77213620	435005-50-4	68 ,69 ,414 ,1135 ,1136 ,1169 ,1170 ,1498 ,1499 ,1500 ,1529
KS	77218600	430703-00-6	19 ,128 ,131 ,138 ,604 ,858 ,1057 ,1284
KS	77218610	430703-25-6	19 ,128 ,131 ,138 ,604 ,858 ,1057 ,1284
KS	77218620	430703-50-6	19 ,128 ,131 ,138 ,604 ,858 ,1057 ,1284
KS	77219600	431012-00-5	743 ,745 ,749 ,1191
KS	77219610	431012-25-5	743 ,745 ,749 ,1191
KS	77219620	431012-50-5	743 ,745 ,749 ,1191
KS	77264604	401004-00-4	756
KS	77264614	401004-25-4	756
KS	77265604	401004-00-6	296 ,756 ,757
KS	77265614	401004-25-6	296 ,756 ,757
KS	77265624	401004-50-6	296 ,756 ,757
KS	77265634	401004-75-6	296 ,756 ,757
KS	77270600	433502-00-4	98 ,170 ,172 ,248 ,856 ,857 ,861 ,1284 ,1286 ,1288
KS	77270610	433502-25-4	98 ,170 ,172 ,248 ,856 ,857 ,861 ,1284 ,1286 ,1288
KS	77270620	433502-50-4	98 ,170 ,172 ,248 ,856 ,857 ,861 ,1284 ,1286 ,1288
KS	77272600	433501-00-4	98 ,170 ,171 ,172 ,173 ,248 ,249 ,464 ,498 ,588 ,857 ,859 ,861 ,863 ,1284 ,1285 ,1286 ,1288 ,1289 ,1290
KS	77272610	433501-25-4	98 ,170 ,171 ,172 ,173 ,248 ,249 ,464 ,498 ,588 ,857 ,859 ,861 ,863 ,1284 ,1285 ,1286 ,1288 ,1289 ,1290
KS	77272620	433501-50-4	98 ,170 ,171 ,172 ,173 ,248 ,249 ,464 ,498 ,588 ,857 ,859 ,861 ,863 ,1284 ,1285 ,1286 ,1288 ,1289 ,1290
KS	77274600	433516-00-4	860 ,1286
KS	77274610	433516-25-4	860 ,1286
KS	77274620	433516-50-4	860 ,1286
KS	77274630	433516-75-4	860 ,1286
KS	77277600	430703-00-4	19 ,129 ,130 ,131 ,604 ,766 ,1058
KS	77277610	430703-25-4	19 ,129 ,130 ,131 ,604 ,766 ,1058
KS	77277620	430703-50-4	19 ,129 ,130 ,131 ,604 ,766 ,1058
KS	77278600	400701-00-4	19 ,129 ,130 ,131 ,604 ,766 ,1058
KS	77278610	400701-25-4	19 ,129 ,130 ,131 ,604 ,766 ,1058
KS	77278620	400701-50-4	19 ,129 ,130 ,131 ,604 ,766 ,1058
KS	77287600	431012-00-4	748
KS	77287610	431012-25-4	748
KS	77287620	431012-50-4	748
KS	77295600	433827-00-4	1013 ,1014 ,1048 ,1067
KS	77295610	433827-25-4	1013 ,1014 ,1048 ,1067
KS	77295620	433827-50-4	1013 ,1014 ,1048 ,1067
KS	77295630	433827-75-4	1013 ,1014 ,1048 ,1067
KS	77296600	403827-00-4	1013 ,1014 ,1048 ,1067
KS	77296610	403827-25-4	1013 ,1014 ,1048 ,1067
KS	77296620	403827-50-4	1013 ,1014 ,1048 ,1067
KS	77296630	403827-75-4	1013 ,1014 ,1048 ,1067
KS	77307600	435013-00-4	64 ,1131 ,1132 ,1133 ,1167 ,1168 ,1487 ,1488 ,1489 ,1490 ,1492
KS	77307610	435013-25-4	64 ,1131 ,1132 ,1133 ,1167 ,1168 ,1487 ,1488 ,1489 ,1490 ,1492



Cross Reference

Cross- Manu.	Reference-No.	SM-No.	On Page
KS	77307610	435013-25-4	64 ,1131 ,1132 ,1133 ,1167 ,1168 ,1487 ,1488 ,1489 ,1490 ,1492
KS	77307620	435013-50-4	64 ,1131 ,1132 ,1133 ,1167 ,1168 ,1487 ,1488 ,1489 ,1490 ,1492
KS	77307630	435013-75-4	64 ,1131 ,1132 ,1133 ,1167 ,1168 ,1487 ,1488 ,1489 ,1490 ,1492
KS	77389600	432009-00-4	356 ,357 ,359 ,360 ,368 ,543
KS	77389610	432009-25-4	356 ,357 ,359 ,360 ,368 ,543
KS	77389620	432009-50-4	356 ,357 ,359 ,360 ,368 ,543
KS	77389630	432009-75-4	356 ,357 ,359 ,360 ,368 ,543
KS	77390600	402009-00-4	355 ,356 ,357 ,358 ,359 ,360 ,361 ,362 ,363 ,368 ,369 ,370 ,371 ,539 ,542 ,543 ,544 ,799
KS	77390610	402009-25-4	355 ,356 ,357 ,358 ,359 ,360 ,361 ,362 ,363 ,368 ,369 ,370 ,371 ,539 ,542 ,543 ,544 ,799
KS	77390620	402009-50-4	355 ,356 ,357 ,358 ,359 ,360 ,361 ,362 ,363 ,368 ,369 ,370 ,371 ,539 ,542 ,543 ,544 ,799
KS	77390630	402009-75-4	355 ,356 ,357 ,358 ,359 ,360 ,361 ,362 ,363 ,368 ,369 ,370 ,371 ,539 ,542 ,543 ,544 ,799
KS	77518600	401012-00-4	746 ,763
KS	77518610	401012-25-4	746 ,763
KS	77518620	401012-50-4	746 ,763
KS	77519600	401012-00-5	94 ,446 ,746 ,749 ,1191
KS	77519610	401012-25-5	94 ,446 ,746 ,749 ,1191
KS	77521600	431013-00-4	746 ,763
KS	77521610	431013-25-4	746 ,763
KS	77521620	431013-50-4	746 ,763
KS	77522600	431013-00-5	446 ,746 ,747
KS	77527600	403509-00-4	168 ,171 ,248 ,861 ,1061 ,1287
KS	77527610	403509-25-4	168 ,171 ,248 ,861 ,1061 ,1287
KS	77527620	403509-50-4	168 ,171 ,248 ,861 ,1061 ,1287
KS	77529600	433509-00-4	171 ,861 ,1061 ,1287
KS	77529610	433509-25-4	171 ,861 ,1061 ,1287
KS	77529620	433509-50-4	171 ,861 ,1061 ,1287
KS	77533600	403516-00-4	173 ,249 ,465 ,860 ,863 ,1286 ,1289 ,1290
KS	77533610	403516-25-4	173 ,249 ,465 ,860 ,863 ,1286 ,1289 ,1290
KS	77533620	403516-50-4	173 ,249 ,465 ,860 ,863 ,1286 ,1289 ,1290
KS	77533630	403516-75-4	173 ,249 ,465 ,860 ,863 ,1286 ,1289 ,1290
KS	77534600	405014-00-4	64 ,70 ,1129 ,1130 ,1131 ,1132 ,1133 ,1134 ,1167 ,1168 ,1169 ,1172 ,1181 ,1480 ,1481 ,1482 ,1487 ,1488 ,1489 ,1490 ,1491 ,1492 ,1493 ,1502 ,1523 ,1528 ,1534
KS	77534610	405014-25-4	64 ,70 ,1129 ,1130 ,1131 ,1132 ,1133 ,1134 ,1167 ,1168 ,1169 ,1172 ,1181 ,1480 ,1481 ,1482 ,1487 ,1488 ,1489 ,1490 ,1491 ,1492 ,1493 ,1502 ,1523 ,1528 ,1534
KS	77534620	405014-50-4	64 ,70 ,1129 ,1130 ,1131 ,1132 ,1133 ,1134 ,1167 ,1168 ,1169 ,1172 ,1181 ,1480 ,1481 ,1482 ,1487 ,1488 ,1489 ,1490 ,1491 ,1492 ,1493 ,1502 ,1523 ,1528 ,1534
KS	77537600	405005-00-4	73 ,74 ,75 ,76 ,77 ,78 ,79 ,80 ,85 ,86 ,87 ,90 ,91 ,584 ,1140 ,1141 ,1143 ,1144 ,1145 ,1146 ,1149 ,1150 ,1151 ,1172 ,1173 ,1175 ,1177 ,1505 ,1506 ,1507 ,1509 ,1510 ,1512 ,1513 ,1514 ,1515 ,1516 ,1519 ,1520 ,1521 ,1522 ,1523 ,1529 ,1530
KS	77551600	405015-00-4	74 ,78 ,79 ,1146 ,1176 ,1506 ,1507 ,1517 ,1529
KS	77551610	405015-25-4	74 ,78 ,79 ,1146 ,1176 ,1506 ,1507 ,1517 ,1529
KS	77551620	405015-50-4	74 ,78 ,79 ,1146 ,1176 ,1506 ,1507 ,1517 ,1529
KS	77552600	435021-00-4	78 ,79 ,1146 ,1176 ,1507 ,1515 ,1517 ,1529 ,1535
KS	77552610	435021-25-4	78 ,79 ,1146 ,1176 ,1507 ,1515 ,1517 ,1529 ,1535
KS	77552620	435021-50-4	78 ,79 ,1146 ,1176 ,1507 ,1515 ,1517 ,1529 ,1535
KS	77553600	405021-00-4	69 ,70 ,80 ,81 ,413 ,415 ,422 ,556 ,628 ,781 ,782 ,1134 ,1135 ,1138 ,1139 ,1142 ,1146 ,1170 ,1171 ,1174 ,1176 ,1497 ,1498 ,1499 ,1501 ,1502 ,1510 ,1516 ,1517 ,1518 ,1530 ,1535 ,1536 ,1537
KS	77553610	405021-25-4	69 ,70 ,80 ,81 ,413 ,415 ,422 ,556 ,628 ,781 ,782 ,1134 ,1135 ,1138 ,1139 ,1142 ,1146 ,1170 ,1171 ,1174 ,1176 ,1497 ,1498 ,1499 ,1501 ,1502 ,1510 ,1516 ,1517 ,1518 ,1530 ,1535 ,1536 ,1537
KS	77553620	405021-50-4	69 ,70 ,80 ,81 ,413 ,415 ,422 ,556 ,628 ,781 ,782 ,1134 ,1135 ,1138 ,1139 ,1142 ,1146 ,1170 ,1171 ,1174 ,1176 ,1497 ,1498 ,1499 ,1501 ,1502 ,1510 ,1516 ,1517 ,1518 ,1530 ,1535 ,1536 ,1537
KS	77554600	435016-00-4	69 ,70 ,415 ,1134 ,1135 ,1137 ,1138 ,1139 ,1170 ,1171 ,1497 ,1498 ,1501 ,1502 ,1517 ,1528
KS	77554610	435016-25-4	69 ,70 ,415 ,1134 ,1135 ,1137 ,1138 ,1139 ,1170 ,1171 ,1497 ,1498 ,1501 ,1502 ,1517 ,1528
KS	77554620	435016-50-4	69 ,70 ,415 ,1134 ,1135 ,1137 ,1138 ,1139 ,1170 ,1171 ,1497 ,1498 ,1501 ,1502 ,1517 ,1528

Cross Reference



Cross- Manu.	Reference-No.	SM-No.	On Page
KS	77554620	435016-50-4	69 ,70 ,415 ,1134 ,1135 ,1137 ,1138 ,1139 ,1170 ,1171 ,1497 ,1498 ,1501 ,1502 ,1517 ,1528
KS	77554630	435016-75-4	69 ,70 ,415 ,1134 ,1135 ,1137 ,1138 ,1139 ,1170 ,1171 ,1497 ,1498 ,1501 ,1502 ,1517 ,1528
KS	77555600	435017-00-4	69 ,80 ,81 ,413 ,415 ,782 ,1135 ,1138 ,1142 ,1146 ,1171 ,1174 ,1176 ,1497 ,1501 ,1510 ,1516 ,1517 ,1531 ,1535 ,1537
KS	77555610	435017-25-4	69 ,80 ,81 ,413 ,415 ,782 ,1135 ,1138 ,1142 ,1146 ,1171 ,1174 ,1176 ,1497 ,1501 ,1510 ,1516 ,1517 ,1531 ,1535 ,1537
KS	77555620	435017-50-4	69 ,80 ,81 ,413 ,415 ,782 ,1135 ,1138 ,1142 ,1146 ,1171 ,1174 ,1176 ,1497 ,1501 ,1510 ,1516 ,1517 ,1531 ,1535 ,1537
KS	77555630	435017-75-4	69 ,80 ,81 ,413 ,415 ,782 ,1135 ,1138 ,1142 ,1146 ,1171 ,1174 ,1176 ,1497 ,1501 ,1510 ,1516 ,1517 ,1531 ,1535 ,1537
KS	77557600	433508-00-4	167 ,168 ,462 ,853 ,854 ,1205 ,1280
KS	77557610	433508-25-4	167 ,168 ,462 ,853 ,854 ,1205 ,1280
KS	77557620	433508-50-4	167 ,168 ,462 ,853 ,854 ,1205 ,1280
KS	77558600	403508-00-4	166 ,167 ,168 ,462 ,853 ,854 ,1205 ,1280
KS	77558610	403508-25-4	166 ,167 ,168 ,462 ,853 ,854 ,1205 ,1280
KS	77558620	403508-50-4	166 ,167 ,168 ,462 ,853 ,854 ,1205 ,1280
KS	77581600	435003-00-4	76 ,78 ,79 ,85 ,86 ,90 ,91 ,1132 ,1133 ,1141 ,1145 ,1146 ,1151 ,1173 ,1175 ,1177 ,1488 ,1489 ,1490 ,1506 ,1510 ,1515 ,1519 ,1520 ,1521 ,1523 ,1535
KS	77603600	431115-00-4	216 ,218 ,221 ,229 ,348 ,350 ,599 ,917 ,919 ,920 ,930
KS	77603610	431115-30-4	216 ,218 ,221 ,229 ,348 ,350 ,599 ,917 ,919 ,920 ,930
KS	77603620	431115-50-4	216 ,218 ,221 ,229 ,348 ,350 ,599 ,917 ,919 ,920 ,930
KS	77634600	433604-00-4	7 ,174 ,868 ,869 ,870 ,871 ,872 ,1409 ,1525
KS	77634610	433604-25-4	7 ,174 ,868 ,869 ,870 ,871 ,872 ,1409 ,1525
KS	77634620	433604-50-4	7 ,174 ,868 ,869 ,870 ,871 ,872 ,1409 ,1525
KS	77635600	403602-00-4	7 ,174 ,868 ,869 ,870 ,871 ,872 ,1048 ,1408 ,1525
KS	77635610	403602-25-4	7 ,174 ,868 ,869 ,870 ,871 ,872 ,1048 ,1408 ,1525
KS	77635620	403602-50-4	7 ,174 ,868 ,869 ,870 ,871 ,872 ,1048 ,1408 ,1525
KS	77636600	433604-00-6	868 to 870
KS	77636610	433604-25-6	868 to 870
KS	77641600	403602-00-6	868 ,869 ,871
KS	77641610	403602-25-6	868 ,869 ,871
KS	77685600	465003-00-10	80 ,782 ,1146 ,1174 ,1510
KS	77689600	401504-00-6	279 ,280 ,281 ,1410 ,1418 ,1419
KS	77689610	401504-25-6	279 ,280 ,281 ,1410 ,1418 ,1419
KS	77690690	441504-00-1	278 to 280
KS	77691690	441504-00-1	278 to 280
KS	77694600	431503-00-6	279 ,280 ,1410
KS	77695600	435011-00-4	1129 ,1130 ,1167 ,1480 ,1481 ,1482
KS	77695610	435011-25-4	1129 ,1130 ,1167 ,1480 ,1481 ,1482
KS	77695620	435011-50-4	1129 ,1130 ,1167 ,1480 ,1481 ,1482
KS	77695630	435011-75-4	1129 ,1130 ,1167 ,1480 ,1481 ,1482
KS	77696600	431201-00-3	740 ,1185
KS	77697600	401201-00-3	740 ,1185
KS	77710600	403902-00-6	1111 ,1112 ,1255
KS	77710610	403902-25-6	1111 ,1112 ,1255
KS	77710620	403902-50-6	1111 ,1112 ,1255
KS	77711600	433902-00-6	1111
KS	77711610	433902-25-6	1111
KS	77711620	433902-50-6	1111
KS	77714600	431106-00-4	172 ,220 ,221 ,229 ,292 ,293 ,350 ,351 ,418 ,432 ,433 ,439 ,440 ,599 ,605 ,618 ,782 ,862 ,921 ,930 ,1208 ,1220 ,1289 ,1407
KS	77714610	431106-30-4	172 ,220 ,221 ,229 ,292 ,293 ,350 ,351 ,418 ,432 ,433 ,439 ,440 ,599 ,605 ,618 ,782 ,862 ,921 ,930 ,1208 ,1220 ,1289 ,1407
KS	77714620	431106-50-4	172 ,220 ,221 ,229 ,292 ,293 ,350 ,351 ,418 ,432 ,433 ,439 ,440 ,599 ,605 ,618 ,782 ,862 ,921 ,930 ,1208 ,1220 ,1289 ,1407
KS	77714630	431106-80-4	172 ,220 ,221 ,229 ,292 ,293 ,350 ,351 ,418 ,432 ,433 ,439 ,440 ,599 ,605 ,618 ,782 ,862 ,921 ,930 ,1208 ,1220 ,1289 ,1407
KS	77714640	431106-100-4	172 ,220 ,221 ,229 ,292 ,293 ,350 ,351 ,418 ,432 ,433 ,439 ,440 ,599 ,605 ,618 ,782 ,862 ,921 ,930 ,1208 ,1220 ,1289 ,1407
KS	77724690	441503-00-2	271 to 272



Cross Reference

Cross- Manu.	Reference-No.	SM-No.	On Page
KS	77724690	441503-00-2	271 to 272
KS	77735600	433702-00-4	207 ,212 ,213 ,228 ,343 ,907 ,908 ,910 ,911 ,913 ,1540
KS	77735610	433702-30-4	207 ,212 ,213 ,228 ,343 ,907 ,908 ,910 ,911 ,913 ,1540
KS	77735620	433702-50-4	207 ,212 ,213 ,228 ,343 ,907 ,908 ,910 ,911 ,913 ,1540
KS	77735630	433702-80-4	207 ,212 ,213 ,228 ,343 ,907 ,908 ,910 ,911 ,913 ,1540
KS	77750600	435111-00-6	1053 ,1414 ,1420
KS	77750610	435111-25-6	1053 ,1414 ,1420
KS	77750620	435111-50-6	1053 ,1414 ,1420
KS	77751600	405103-00-6	1018 ,1053 ,1414 ,1415 ,1420
KS	77751610	405103-25-6	1018 ,1053 ,1414 ,1415 ,1420
KS	77751620	405103-50-6	1018 ,1053 ,1414 ,1415 ,1420
KS	77752600	433521-00-4	243 ,781 ,816 ,857 ,858 ,860 ,1005 ,1006 ,1008 ,1009 ,1207 ,1283 ,1284 ,1286 ,1405
KS	77752610	433521-25-4	243 ,781 ,816 ,857 ,858 ,860 ,1005 ,1006 ,1008 ,1009 ,1207 ,1283 ,1284 ,1286 ,1405
KS	77752620	433521-50-4	243 ,781 ,816 ,857 ,858 ,860 ,1005 ,1006 ,1008 ,1009 ,1207 ,1283 ,1284 ,1286 ,1405
KS	77753600	403803-00-4	243 ,618 ,780 ,781 ,816 ,857 ,858 ,860 ,1005 ,1006 ,1007 ,1008 ,1009 ,1207 ,1283 ,1284 ,1286
KS	77753610	403803-25-4	243 ,618 ,780 ,781 ,816 ,857 ,858 ,860 ,1005 ,1006 ,1007 ,1008 ,1009 ,1207 ,1283 ,1284 ,1286
KS	77753620	403803-50-4	243 ,618 ,780 ,781 ,816 ,857 ,858 ,860 ,1005 ,1006 ,1007 ,1008 ,1009 ,1207 ,1283 ,1284 ,1286
KS	77773600	433706-00-4	215 ,217 ,218 ,347 ,468 ,916 ,918 ,1057
KS	77773610	433706-30-4	215 ,217 ,218 ,347 ,468 ,916 ,918 ,1057
KS	77781600	401102-00-4	211 ,214 ,215 ,229 ,633 ,914 ,915 ,916 ,929 ,1057
KS	77781610	401102-30-4	211 ,214 ,215 ,229 ,633 ,914 ,915 ,916 ,929 ,1057
KS	77781620	401102-50-4	211 ,214 ,215 ,229 ,633 ,914 ,915 ,916 ,929 ,1057
KS	77782600	432107-00-4	416
KS	77782610	432107-25-4	416
KS	77782620	432107-50-4	416
KS	77783600	432103-00-4	416
KS	77783610	432103-25-4	416
KS	77783620	432103-50-4	416
KS	77784600	402105-00-4	416
KS	77784610	402105-25-4	416
KS	77784620	402105-50-4	416
KS	77785600	432102-00-4	412 ,413 ,415 ,417 ,420 ,432 ,439 ,658
KS	77785610	432102-25-4	412 ,413 ,415 ,417 ,420 ,432 ,439 ,658
KS	77785620	432102-50-4	412 ,413 ,415 ,417 ,420 ,432 ,439 ,658
KS	77785630	432102-75-4	412 ,413 ,415 ,417 ,420 ,432 ,439 ,658
KS	77785640	432102-100-4	412 ,413 ,415 ,417 ,420 ,432 ,439 ,658
KS	77786600	402104-00-4	412 ,413 ,415 ,416 ,417 ,431 ,432 ,439 ,657 ,658 ,659 ,817
KS	77786610	402104-25-4	412 ,413 ,415 ,416 ,417 ,431 ,432 ,439 ,657 ,658 ,659 ,817
KS	77790600	403809-00-6	1015 ,1018 ,1019 ,1020 ,1051 ,1054
KS	77790610	403809-25-6	1015 ,1018 ,1019 ,1020 ,1051 ,1054
KS	77790620	403809-50-6	1015 ,1018 ,1019 ,1020 ,1051 ,1054
KS	77790630	403809-75-6	1015 ,1018 ,1019 ,1020 ,1051 ,1054
KS	77790640	403809-100-6	1015 ,1018 ,1019 ,1020 ,1051 ,1054
KS	77791600	403810-00-6	1015 ,1016 ,1017 ,1050 ,1051 ,1052 ,1053
KS	77791610	403810-25-6	1015 ,1016 ,1017 ,1050 ,1051 ,1052 ,1053
KS	77791620	403810-50-6	1015 ,1016 ,1017 ,1050 ,1051 ,1052 ,1053
KS	77797690	440801-00-6	232 ,424 ,1220 ,1525
KS	77798600	400803-00-6	232 ,424 ,1220 ,1525
KS	77798610	400803-25-6	232 ,424 ,1220 ,1525
KS	77798620	400803-50-6	232 ,424 ,1220 ,1525
KS	77799600	430803-00-6	232 ,424 ,1220 ,1525
KS	77799610	430803-25-6	232 ,424 ,1220 ,1525
KS	77799620	430803-50-6	232 ,424 ,1220 ,1525
KS	77802600 7 ST.	460801-00-7	232 ,424 ,1220 ,1525

Cross Reference



Cross- Manu.	Reference-No.	SM-No.	On Page
KS	77802600 7 ST.	460801-00-7	232 ,424 ,1220 ,1525
KS	77803600	435017-00-5	1516
KS	77803610	435017-25-5	1516
KS	77803620	435017-50-5	1516
KS	77832600	405105-00-6	1017 ,1052 ,1411 ,1412 ,1419 ,1420
KS	77832610	405105-25-6	1017 ,1052 ,1411 ,1412 ,1419 ,1420
KS	77836600	435014-00-4	64 ,1133 ,1134 ,1168 ,1488 ,1492 ,1493 ,1534
KS	77836610	435014-25-4	64 ,1133 ,1134 ,1168 ,1488 ,1492 ,1493 ,1534
KS	77836620	435014-50-4	64 ,1133 ,1134 ,1168 ,1488 ,1492 ,1493 ,1534
KS	77838600	433813-00-4	241 ,242 ,815 ,1001 ,1002 ,1003 ,1004
KS	77838610	433813-25-4	241 ,242 ,815 ,1001 ,1002 ,1003 ,1004
KS	77838620	433813-50-4	241 ,242 ,815 ,1001 ,1002 ,1003 ,1004
KS	77839600	403804-00-4	208 ,240 ,241 ,491 ,618 ,622 ,740 ,814 ,815 ,998 ,999 ,1000 ,1001 ,1002 ,1003 ,1004 ,1206
KS	77839610	403804-25-4	208 ,240 ,241 ,491 ,618 ,622 ,740 ,814 ,815 ,998 ,999 ,1000 ,1001 ,1002 ,1003 ,1004 ,1206
KS	77839620	403804-50-4	208 ,240 ,241 ,491 ,618 ,622 ,740 ,814 ,815 ,998 ,999 ,1000 ,1001 ,1002 ,1003 ,1004 ,1206
KS	77839630	403804-75-4	208 ,240 ,241 ,491 ,618 ,622 ,740 ,814 ,815 ,998 ,999 ,1000 ,1001 ,1002 ,1003 ,1004 ,1206
KS	77840600	403805-00-4	242 ,1002 ,1003 ,1004
KS	77840610	403805-25-4	242 ,1002 ,1003 ,1004
KS	77840620	403805-50-4	242 ,1002 ,1003 ,1004
KS	77841600	435019-00-3	1133 ,1168 ,1493
KS	77841610	435019-25-3	1133 ,1168 ,1493
KS	77841620	435019-50-3	1133 ,1168 ,1493
KS	77846600	403811-00-6	608 ,1015 ,1016 ,1017 ,1051 ,1052 ,1053
KS	77846610	403811-25-6	608 ,1015 ,1016 ,1017 ,1051 ,1052 ,1053
KS	77846620	403811-50-6	608 ,1015 ,1016 ,1017 ,1051 ,1052 ,1053
KS	77866600	433809-00-6	1019 ,1020 ,1054
KS	77866610	433809-25-6	1019 ,1020 ,1054
KS	77866620	433809-50-6	1019 ,1020 ,1054
KS	77866630	433809-75-6	1019 ,1020 ,1054
KS	77866640	433809-100-6	1019 ,1020 ,1054
KS	77867600	433821-00-4	817 ,818 ,860 ,861 ,1009 ,1010 ,1287
KS	77867610	433821-25-4	817 ,818 ,860 ,861 ,1009 ,1010 ,1287
KS	77867620	433821-50-4	817 ,818 ,860 ,861 ,1009 ,1010 ,1287
KS	77867630	433821-75-4	817 ,818 ,860 ,861 ,1009 ,1010 ,1287
KS	77868600	403816-00-4	817 ,818 ,860 ,861 ,1009 ,1010 ,1287
KS	77868610	403816-25-4	817 ,818 ,860 ,861 ,1009 ,1010 ,1287
KS	77868620	403816-50-4	817 ,818 ,860 ,861 ,1009 ,1010 ,1287
KS	77868630	403816-75-4	817 ,818 ,860 ,861 ,1009 ,1010 ,1287
KS	77869600	433814-00-6	1014 ,1015 ,1049
KS	77869610	433814-25-6	1014 ,1015 ,1049
KS	77869620	433814-50-6	1014 ,1015 ,1049
KS	77870600	403807-00-6	608 ,1014 ,1015 ,1049
KS	77870610	403807-25-6	608 ,1014 ,1015 ,1049
KS	77870620	403807-50-6	608 ,1014 ,1015 ,1049
KS	77872600	431103-00-4	207 ,291 ,411 ,654 ,909 ,1205 ,1237
KS	77872610	431103-30-4	207 ,291 ,411 ,654 ,909 ,1205 ,1237
KS	77872620	431103-50-4	207 ,291 ,411 ,654 ,909 ,1205 ,1237
KS	77872630	431103-80-4	207 ,291 ,411 ,654 ,909 ,1205 ,1237
KS	77873600	432109-00-4 432112-00-4	208 ,209 ,291 ,343 ,411 ,412 ,420 ,430 ,771 ,780 ,909 ,1206 ,1404
KS	77873610	432109-25-4	208 ,209 ,291 ,343 ,411 ,412 ,420 ,430 ,771 ,780 ,909 ,1206 ,1404
KS	77873620	432109-50-4 432112-50-4	208 ,209 ,291 ,343 ,411 ,412 ,420 ,430 ,771 ,780 ,909 ,1206 ,1404
KS	77874600	401103-00-4	207 ,208 ,209 ,210 ,291 ,343 ,411 ,412 ,420 ,430 ,654 ,771 ,780 ,854 ,909 ,910 ,1205 ,1206 ,1281 ,1403 ,1404
KS	77874610	401103-25-4	207 ,208 ,209 ,210 ,291 ,343 ,411 ,412 ,420 ,430 ,654 ,771 ,780 ,854 ,909 ,910 ,1205 ,1206 ,1281 ,1403 ,1404



Cross Reference

Cross- Manu.	Reference-No.	SM-No.	On Page
KS	77874610	401103-25-4	207 ,208 ,209 ,210 ,291 ,343 ,411 ,412 ,420 ,430 ,654 ,771 ,780 ,854 ,909 ,910 ,1205 ,1206 ,1281 ,1403 ,1404
KS	77874620	401103-50-4	207 ,208 ,209 ,210 ,291 ,343 ,411 ,412 ,420 ,430 ,654 ,771 ,780 ,854 ,909 ,910 ,1205 ,1206 ,1281 ,1403 ,1404
KS	77880600	431302-00-6	263
KS	77881600	432008-00-6	32 ,546
KS	77882600	402008-00-6	32 ,250 ,546
KS	77895600	432012-00-6	32 ,365 ,547 ,1249
KS	77895610	432012-25-6	32 ,365 ,547 ,1249
KS	77896600	402010-00-6	32 ,365 ,547 ,1249
KS	77896610	402010-25-6	32 ,365 ,547 ,1249
KS	77897600	435114-00-6	1017 ,1412 ,1420
KS	77897610	435114-25-6	1017 ,1412 ,1420
KS	77898600	435116-00-6	1018 ,1414 ,1415 ,1420
KS	77898610	435116-25-6	1018 ,1414 ,1415 ,1420
KS	77898620	435116-50-6	1018 ,1414 ,1415 ,1420
KS	77906600	435029-00-4	86 ,87 ,91 ,1149 ,1151 ,1176 ,1178 ,1181 ,1519 ,1521 ,1530 ,1531 ,1537
KS	77906610	435029-25-4	86 ,87 ,91 ,1149 ,1151 ,1176 ,1178 ,1181 ,1519 ,1521 ,1530 ,1531 ,1537
KS	77906620	435029-50-4	86 ,87 ,91 ,1149 ,1151 ,1176 ,1178 ,1181 ,1519 ,1521 ,1530 ,1531 ,1537
KS	77907600	405023-00-4	86 ,91 ,584 ,1149 ,1151 ,1176 ,1178 ,1181 ,1519 ,1520 ,1521 ,1530 ,1537
KS	77908600	405022-00-4	86 ,87 ,91 ,1149 ,1152 ,1178 ,1181 ,1519 ,1524 ,1530 ,1531
KS	77913600	465001-00-5	69 ,70 ,81 ,413 ,415 ,1135 ,1137 ,1138 ,1139 ,1142 ,1170 ,1171 ,1174 ,1497 ,1498 ,1501 ,1516 ,1517 ,1528 ,1535
KS	77917600	405003-00-3	1133 ,1167 ,1168 ,1492 ,1493
KS	77917610	405003-25-3	1133 ,1167 ,1168 ,1492 ,1493
KS	77917620	405003-50-3	1133 ,1167 ,1168 ,1492 ,1493
KS	77936600	433801-00-4	239 ,813 ,995
KS	77936610	433801-25-4	239 ,813 ,995
KS	77936620	433801-50-4	239 ,813 ,995
KS	77936630	433801-75-4	239 ,813 ,995
KS	77936640	433801-100-4	239 ,813 ,995
KS	77937600	403801-00-4	239 ,813 ,906 ,995
KS	77937610	403801-25-4	239 ,813 ,906 ,995
KS	77937620	403801-50-4	239 ,813 ,906 ,995
KS	77937630	403801-75-4	239 ,813 ,906 ,995
KS	77937640	403801-100-4	239 ,813 ,906 ,995
KS	77944600	430709-00-4	129 ,132 ,133 ,138 ,139
KS	77944610	430709-25-4	129 ,132 ,133 ,138 ,139
KS	77944620	430709-50-4	129 ,132 ,133 ,138 ,139
KS	77944630	430709-75-4	129 ,132 ,133 ,138 ,139
KS	77945600	430709-00-6	129 ,133 ,138 ,139
KS	77945610	430709-25-6	129 ,133 ,138 ,139
KS	77946600	400707-00-4	129 ,132 ,133 ,139
KS	77946610	400707-25-4	129 ,132 ,133 ,139
KS	77946620	400707-50-4	129 ,132 ,133 ,139
KS	77946630	400707-75-4	129 ,132 ,133 ,139
KS	77947600	400707-00-6	20 ,129 ,130 ,133 ,138 ,139
KS	77947610	400707-25-6	20 ,129 ,130 ,133 ,138 ,139
KS	77951600	400705-00-4	19 ,128 ,132 ,772 ,853 ,1280
KS	77951610	400705-25-4	19 ,128 ,132 ,772 ,853 ,1280
KS	77951620	400705-50-4	19 ,128 ,132 ,772 ,853 ,1280
KS	77953600	400705-00-6	20 ,130
KS	77953610	400705-25-6	20 ,130
KS	77953620	400705-50-6	20 ,130
KS	77965600	430708-00-4	20 ,130 ,132 ,138 ,139
KS	77965610	430708-25-4	20 ,130 ,132 ,138 ,139
KS	77965620	430708-50-4	20 ,130 ,132 ,138 ,139
KS	77965630	430708-75-4	20 ,130 ,132 ,138 ,139
KS	77966600	400706-00-4	132 ,138

Cross Reference



Cross- Manu.	Reference-No.	SM-No.	On Page
KS	77966600	400706-00-4	132 ,138
KS	77966610	400706-25-4	132 ,138
KS	77966620	400706-50-4	132 ,138
KS	77966630	400706-75-4	132 ,138
KS	77971600	433903-00-6	1112 ,1255
KS	77972600	431029-00-4	446 ,556 ,741 ,763
KS	77972610	431029-25-4	446 ,556 ,741 ,763
KS	77973600	401020-00-4	446 ,556 ,741 ,763
KS	77973610	401020-25-4	446 ,556 ,741 ,763
KS	77976600	432002-00-4	352 ,537 ,539
KS	77976610	432002-25-4	352 ,537 ,539
KS	77976620	432002-50-4	352 ,537 ,539
KS	77977600	402002-00-4	225 ,352 ,355 ,537 ,539 ,926
KS	77977610	402002-25-4	225 ,352 ,355 ,537 ,539 ,926
KS	77977620	402002-50-4	225 ,352 ,355 ,537 ,539 ,926
KS	77978600	405010-00-5	1516
KS	77978610	405010-25-5	1516
KS	77978620	405010-50-5	1516
KS	77980600	433825-00-4	819 ,863 ,1011 ,1012 ,1290
KS	77981600	403818-00-4	819 ,863 ,1011 ,1012 ,1290
KS	77981610	403818-25-4	819 ,863 ,1011 ,1012 ,1290
KS	77981620	403818-50-4	819 ,863 ,1011 ,1012 ,1290
KS	77982600	433514-00-4	818 ,862 ,1010 ,1011 ,1288
KS	77982610	433514-25-4	818 ,862 ,1010 ,1011 ,1288
KS	77982620	433514-50-4	818 ,862 ,1010 ,1011 ,1288
KS	77983600	403514-00-4	818 ,862 ,1010 ,1011 ,1288 ,1289
KS	77983610	403514-25-4	818 ,862 ,1010 ,1011 ,1288 ,1289
KS	77983620	403514-50-4	818 ,862 ,1010 ,1011 ,1288 ,1289
KS	78042600	401501-00-1	271 ,272 ,273 ,274 ,275 ,277 ,278 ,303 ,304 ,305 ,540 ,541 ,560 ,561 ,562 ,563 ,613 ,614 ,615
KS	78042610	401501-25-1	271 ,272 ,273 ,274 ,275 ,277 ,278 ,303 ,304 ,305 ,540 ,541 ,560 ,561 ,562 ,563 ,613 ,614 ,615
KS	78042620	401501-50-1 401501-50-4	271 ,272 ,273 ,274 ,275 ,277 ,278 ,303 ,304 ,305 ,540 ,541 ,560 ,561 ,562 ,563 ,613 ,614 ,615
KS	78042630	401501-75-1	271 ,272 ,273 ,274 ,275 ,277 ,278 ,303 ,304 ,305 ,540 ,541 ,560 ,561 ,562 ,563 ,613 ,614 ,615
KS	78186600	431501-00-1	274 ,275 ,277 ,278 ,303 ,304 ,305 ,540 ,541 ,560 ,561 ,562 ,563 ,613 ,614 ,615
KS	78186610	431501-25-1	274 ,275 ,277 ,278 ,303 ,304 ,305 ,540 ,541 ,560 ,561 ,562 ,563 ,613 ,614 ,615
KS	78186620	431501-50-1	274 ,275 ,277 ,278 ,303 ,304 ,305 ,540 ,541 ,560 ,561 ,562 ,563 ,613 ,614 ,615
KS	78186630	431501-75-1	274 ,275 ,277 ,278 ,303 ,304 ,305 ,540 ,541 ,560 ,561 ,562 ,563 ,613 ,614 ,615
KS	78238600	431002-00-1	758
KS	78276600	431502-00-1	7 ,276 ,540 ,561 ,562
KS	78276610	431502-25-1	7 ,276 ,540 ,561 ,562
KS	78276620	431502-50-1	7 ,276 ,540 ,561 ,562
KS	78289600	431014-00-1	628 ,629 ,757 ,758 ,759 ,760
KS	78289610	431014-25-1	628 ,629 ,757 ,758 ,759 ,760
KS	78289620	431014-50-1	628 ,629 ,757 ,758 ,759 ,760
KS	78289630	431014-75-1	628 ,629 ,757 ,758 ,759 ,760
KS	78289640	431014-100-1	628 ,629 ,757 ,758 ,759 ,760
KS	78520600	415104-00-2	1017 ,1018 ,1411 ,1412 ,1413 ,1414 ,1419 ,1420
KS	78520610	415104-25-2	1017 ,1018 ,1411 ,1412 ,1413 ,1414 ,1419 ,1420
KS	78520620	415104-50-2	1017 ,1018 ,1411 ,1412 ,1413 ,1414 ,1419 ,1420
KS	78588600	433201-00-1	306 ,788
KS	78588610	433201-25-1	306 ,788
KS	78588620	433201-50-1	306 ,788
KS	78588630	433201-75-1	306 ,788
KS	78588640	433201-100-1	306 ,788
KS	78589600	403201-00-1	306 ,788
KS	78589610	403201-25-1	306 ,788
KS	78589620	403201-50-1	306 ,788



Cross Reference

Cross- Manu.	Reference-No.	SM-No.	On Page
KS	78589620	403201-50-1	306 ,788
KS	78589630	403201-75-1	306 ,788
KS	78589640	403201-100-1	306 ,788
KS	78590800	413201-00-2	306 ,788
KS	78609600	431505-00-1	281 ,282 ,364 ,545 ,563 ,615 ,795
KS	78609610	431505-25-1	281 ,282 ,364 ,545 ,563 ,615 ,795
KS	78616600	411004-00-2	745 ,746 ,751 ,752 ,753
KS	78628600	411502-00-2	273 ,274 ,275 ,277 ,278 ,303 ,304 ,305 ,540 ,541 ,560 ,561 ,562 ,563 ,613 ,614 ,615
KS	78635600	415001-00-2	24 ,61 ,62 ,63 ,64 ,65 ,66 ,67 ,68 ,69 ,70 ,71 ,72 ,73 ,74 ,75 ,76 ,77 ,78 ,79 ,80 ,81 ,82 ,83 ,84 ,85 ,90 ,91 ,413 ,414 ,415 ,416 ,422 ,439 ,556 ,628 ,781 ,782 ,816 ,1129 ,1130 ,1131 ,1132 ,1133 ,1134 ,1135 ,1136 ,1137 ,1138 ,1139 ,1140 ,1141 ,1142 ,1143 ,1144 ,1145 ,1146 ,1147 ,1148 ,1149 ,1150 ,1151 ,1167 ,1168 ,1169 ,1170 ,1171 ,1172 ,1173 ,1174 ,1175 ,1176 ,1177 ,1181 ,1480 ,1481 ,1482 ,1483 ,1484 ,1485 ,1486 ,1487 ,1488 ,1489 ,1490 ,1491 ,1492 ,1493 ,1494 ,1495 ,1496 ,1497 ,1498 ,1499 ,1500 ,1501 ,1502 ,1503 ,1504 ,1505 ,1506 ,1507 ,1508 ,1509 ,1510 ,1511 ,1512 ,1513 ,1514 ,1515 ,1516 ,1517 ,1518 ,1519 ,1520 ,1521 ,1522 ,1523 ,1524 ,1528 ,1529 ,1530 ,1531 ,1534 ,1535 ,1536 ,1537 ,1540
KS	78635610	415001-10-2	24 ,61 ,62 ,63 ,64 ,65 ,66 ,67 ,68 ,69 ,70 ,71 ,72 ,73 ,74 ,75 ,76 ,77 ,78 ,79 ,80 ,81 ,82 ,83 ,84 ,85 ,90 ,91 ,413 ,414 ,415 ,416 ,422 ,439 ,556 ,628 ,781 ,782 ,816 ,1129 ,1130 ,1131 ,1132 ,1133 ,1134 ,1135 ,1136 ,1137 ,1138 ,1139 ,1140 ,1141 ,1142 ,1143 ,1144 ,1145 ,1146 ,1147 ,1148 ,1149 ,1150 ,1151 ,1167 ,1168 ,1169 ,1170 ,1171 ,1172 ,1173 ,1174 ,1175 ,1176 ,1177 ,1181 ,1480 ,1481 ,1482 ,1483 ,1484 ,1485 ,1486 ,1487 ,1488 ,1489 ,1490 ,1491 ,1492 ,1493 ,1494 ,1495 ,1496 ,1497 ,1498 ,1499 ,1500 ,1501 ,1502 ,1503 ,1504 ,1505 ,1506 ,1507 ,1508 ,1509 ,1510 ,1511 ,1512 ,1513 ,1514 ,1515 ,1516 ,1517 ,1518 ,1519 ,1520 ,1521 ,1522 ,1523 ,1524 ,1528 ,1529 ,1530 ,1531 ,1534 ,1535 ,1536 ,1537 ,1540
KS	78635620	415001-20-2	24 ,61 ,62 ,63 ,64 ,65 ,66 ,67 ,68 ,69 ,70 ,71 ,72 ,73 ,74 ,75 ,76 ,77 ,78 ,79 ,80 ,81 ,82 ,83 ,84 ,85 ,90 ,91 ,413 ,414 ,415 ,416 ,422 ,439 ,556 ,628 ,781 ,782 ,816 ,1129 ,1130 ,1131 ,1132 ,1133 ,1134 ,1135 ,1136 ,1137 ,1138 ,1139 ,1140 ,1141 ,1142 ,1143 ,1144 ,1145 ,1146 ,1147 ,1148 ,1149 ,1150 ,1151 ,1167 ,1168 ,1169 ,1170 ,1171 ,1172 ,1173 ,1174 ,1175 ,1176 ,1177 ,1181 ,1480 ,1481 ,1482 ,1483 ,1484 ,1485 ,1486 ,1487 ,1488 ,1489 ,1490 ,1491 ,1492 ,1493 ,1494 ,1495 ,1496 ,1497 ,1498 ,1499 ,1500 ,1501 ,1502 ,1503 ,1504 ,1505 ,1506 ,1507 ,1508 ,1509 ,1510 ,1511 ,1512 ,1513 ,1514 ,1515 ,1516 ,1517 ,1518 ,1519 ,1520 ,1521 ,1522 ,1523 ,1524 ,1528 ,1529 ,1530 ,1531 ,1534 ,1535 ,1536 ,1537 ,1540
KS	78650600	401506-00-8	282 ,545 ,563
KS	78650610	401506-25-8	282 ,545 ,563
KS	78662600	411003-00-2	94 ,249 ,250 ,446 ,741 ,742 ,743 ,744 ,745 ,746 ,747 ,748 ,749 ,750 ,752 ,753 ,763 ,1191 ,1192 ,1193
KS	78662610	411003-10-2	94 ,249 ,250 ,446 ,741 ,742 ,743 ,744 ,745 ,746 ,747 ,748 ,749 ,750 ,752 ,753 ,763 ,1191 ,1192 ,1193
KS	78662620	411003-20-2	94 ,249 ,250 ,446 ,741 ,742 ,743 ,744 ,745 ,746 ,747 ,748 ,749 ,750 ,752 ,753 ,763 ,1191 ,1192 ,1193
KS	78672600	431006-00-1	296 ,754 ,755 ,756 ,757
KS	78692600	431014-00-1	628 ,629 ,757 ,758 ,759 ,760
KS	78692610	431014-25-1	628 ,629 ,757 ,758 ,759 ,760
KS	78692620	431014-50-1	628 ,629 ,757 ,758 ,759 ,760
KS	78692630	431014-75-1	628 ,629 ,757 ,758 ,759 ,760
KS	78692640	431014-100-1	628 ,629 ,757 ,758 ,759 ,760
KS	78709600	431005-00-1	581 ,629 ,795 ,1155 ,1188 ,1255
KS	78709610	431005-25-1	581 ,629 ,795 ,1155 ,1188 ,1255
KS	78709620	431005-50-1	581 ,629 ,795 ,1155 ,1188 ,1255
KS	78739600	415106-00-2	1409 to 1410
KS	78739610	415106-25-2	1409 to 1410
KS	78739620	415106-50-2	1409 to 1410
KS	78745600	415101-00-2	1411 to 1412
KS	78745610	415101-25-2	1411 to 1412
KS	78745620	415101-50-2	1411 to 1412
KS	78778600	411507-00-1	271 ,272 ,273 ,560
KS	78851608	413805-00-1	23 ,239 ,240 ,261 ,814 ,995 ,996 ,997 ,998 ,999 ,1000 ,1001 ,1403 ,1404
KS	78852608	411112-00-1	239 ,240 ,261 ,411 ,412 ,439 ,994 ,996 ,997 ,1403
KS	78853608	411103-00-1	205 ,206 ,208 ,211 ,212 ,633 ,906 ,907 ,908 ,911 ,912 ,913 ,998 ,1212 ,1213 ,1214
KS	78853618	411103-10-1	205 ,206 ,208 ,211 ,212 ,633 ,906 ,907 ,908 ,911 ,912 ,913 ,998 ,1212 ,1213 ,1214
KS	7885628	413803-15-1	23 ,24 ,243 ,618 ,780 ,781 ,816 ,857 ,858 ,860 ,1001 ,1005 ,1006 ,1007 ,1008 ,1009 ,1011 ,1207 ,1283 ,1284 ,1286 ,1404 ,1405 ,1406
KS	78859608	413803-00-1	23 ,24 ,243 ,618 ,780 ,781 ,816 ,857 ,858 ,860 ,1001 ,1005 ,1006 ,1007 ,1008 ,1009 ,1011 ,1207 ,1283 ,1284 ,1286 ,1404 ,1405 ,1406

Cross Reference



Cross- Manu.	Reference-No.	SM-No.	On Page
KS	78859608	413803-00-1	23 ,24 ,243 ,618 ,780 ,781 ,816 ,857 ,858 ,860 ,1001 ,1005 ,1006 ,1007 ,1008 ,1009 ,1011 ,1207 ,1283 ,1284 ,1286 ,1404 ,1405 ,1406
KS	78859618	413803-10-1	23 ,24 ,243 ,618 ,780 ,781 ,816 ,857 ,858 ,860 ,1001 ,1005 ,1006 ,1007 ,1008 ,1009 ,1011 ,1207 ,1283 ,1284 ,1286 ,1404 ,1405 ,1406
KS	78863608	411101-00-2	172 ,215 ,216 ,217 ,218 ,220 ,221 ,229 ,292 ,293 ,346 ,348 ,350 ,351 ,418 ,432 ,433 ,439 ,588 ,599 ,605 ,618 ,782 ,862 ,916 ,917 ,918 ,919 ,921 ,930 ,1058 ,1207 ,1208 ,1215 ,1220 ,1289 ,1407
KS	78863618	411101-10-2	172 ,215 ,216 ,217 ,218 ,220 ,221 ,229 ,292 ,293 ,346 ,348 ,350 ,351 ,418 ,432 ,433 ,439 ,588 ,599 ,605 ,618 ,782 ,862 ,916 ,917 ,918 ,919 ,921 ,930 ,1058 ,1207 ,1208 ,1215 ,1220 ,1289 ,1407
KS	78925630	401004-75-6	296 ,756 ,757
KS	78933800	415106-00-2	1409 to 1410
KS	78935600	401503-00-6	273 ,275 ,303 ,304
KS	78935610	401503-25-6	273 ,275 ,303 ,304
KS	78938600	401508-00-1	271 ,272 ,560 ,563
KS	78938610	401508-25-1	271 ,272 ,560 ,563
KS	78938620	401508-50-1	271 ,272 ,560 ,563
KS	79221600	415002-00-1	64 ,70 ,73 ,75 ,76 ,78 ,85 ,86 ,87 ,91 ,584 ,1129 ,1130 ,1132 ,1133 ,1138 ,1139 ,1141 ,1144 ,1149 ,1151 ,1168 ,1170 ,1172 ,1173 ,1177 ,1481 ,1482 ,1488 ,1490 ,1492 ,1493 ,1499 ,1500 ,1506 ,1507 ,1510 ,1521 ,1523 ,1534
KS	79238610	401003-25-6	755
KS	79241600	431508-00-1	271 ,272 ,560
KS	79241610	431508-25-1	271 ,272 ,560
KS	79241620	431508-50-1	271 ,272 ,560
KS	79243600	411504-00-2	278 ,279 ,280 ,281 ,1050 ,1410 ,1411
KS	79247600	412005-00-2	355 ,356 ,357 ,358 ,359 ,360 ,361 ,362 ,363 ,368 ,369 ,370 ,371 ,539 ,541 ,542 ,543 ,544 ,799
KS	79249600	413621-00-2	7 ,174 ,443 ,639 ,868 ,869 ,870 ,871 ,872 ,1048 ,1408 ,1525
KS	79262600	431504-00-1	273 ,275 ,276 ,303 ,304 ,1418
KS	79262610	431504-25-1	273 ,275 ,276 ,303 ,304 ,1418
KS	79268600	401504-00-1	278 ,279 ,280 ,281 ,1410 ,1418 ,1419
KS	79268610	401504-25-1	278 ,279 ,280 ,281 ,1410 ,1418 ,1419
KS	79269600	431503-00-1	278 ,279 ,280 ,1418 ,1419
KS	79269610	431503-25-1	278 ,279 ,280 ,1418 ,1419
KS	79273600	411201-00-1	740 ,1185
KS	79285600	431511-00-1	273 ,275 ,303 ,304
KS	79315600	401509-00-1	273 ,275 ,276 ,303 ,304 ,1064 ,1418
KS	79318600	412002-00-1	4 ,14 ,15 ,343 ,344 ,346 ,347 ,348 ,556 ,557 ,596 ,598 ,1139 ,1152 ,1541
KS	79318610	412002-10-1	4 ,14 ,15 ,343 ,344 ,346 ,347 ,348 ,556 ,557 ,596 ,598 ,1139 ,1152 ,1541
KS	79318620	412002-15-1	4 ,14 ,15 ,343 ,344 ,346 ,347 ,348 ,556 ,557 ,596 ,598 ,1139 ,1152 ,1541
KS	79324600	433809-00-1	1015 ,1018 ,1019 ,1054
KS	79326600	413809-00-2	1015 ,1019 ,1020 ,1054
KS	79328600	433810-00-1	1016 ,1017 ,1051
KS	79328610	433810-25-1	1016 ,1017 ,1051
KS	79328620	433810-50-1	1016 ,1017 ,1051
KS	79328640	433810-100-1	1016 ,1017 ,1051
KS	79329600	433816-00-1	1015 ,1017 ,1050 ,1052
KS	79330600	413808-00-2	1015 ,1016 ,1017 ,1018 ,1050 ,1051 ,1052 ,1053
KS	79355600	411505-00-2	273 ,275 ,276 ,303 ,304 ,1418
KS	79356600	411506-00-2	273 ,275 ,276 ,303 ,304
KS	79359600	413802-00-1	240 ,241 ,242 ,491 ,618 ,622 ,740 ,814 ,815 ,999 ,1000 ,1001 ,1002 ,1003 ,1004 ,1206
KS	79359610	413802-10-1	240 ,241 ,242 ,491 ,618 ,622 ,740 ,814 ,815 ,999 ,1000 ,1001 ,1002 ,1003 ,1004 ,1206
KS	79359620	413802-15-1	240 ,241 ,242 ,491 ,618 ,622 ,740 ,814 ,815 ,999 ,1000 ,1001 ,1002 ,1003 ,1004 ,1206
KS	79362600	433811-00-1	494 ,608 ,1016 ,1017 ,1018 ,1051 ,1052 ,1053
KS	79362610	433811-25-1	494 ,608 ,1016 ,1017 ,1018 ,1051 ,1052 ,1053
KS	79362620	433811-50-1	494 ,608 ,1016 ,1017 ,1018 ,1051 ,1052 ,1053
KS	79363600	433812-00-1	1018 ,1053
KS	79363610	433812-25-1	1018 ,1053
KS	79363620	433812-50-1	1018 ,1053



Cross Reference

Cross- Manu.	Reference-No.	SM-No.	On Page
KS	79363620	433812-50-1	1018 ,1053
KS	79384600	413811-00-1	817 to 818
KS	79384610	413811-10-1	817 to 818
KS	79391600	411102-00-1	207 ,208 ,209 ,210 ,291 ,343 ,411 ,412 ,420 ,430 ,654 ,771 ,780 ,854 ,909 ,910 ,1205 ,1206 ,1281 ,1404
KS	79396600	431013-00-1	446 ,746 ,747 ,763
KS	79408600	431510-00-1 431513-00-6	279 ,280 ,281 ,1410 ,1418 ,1419
KS	79408610	431510-25-1	279 ,280 ,281 ,1410 ,1418 ,1419
KS	79411600	431509-00-1	276 ,1064 ,1418
KS	79411610	431509-25-1	276 ,1064 ,1418
KS	79430600	431506-00-1	280 ,281 ,1050 ,1411 ,1419
KS	79431600	401507-00-6	280 ,281 ,1050 ,1411
KS	79431610	401507-25-6	280 ,281 ,1050 ,1411
KS	79467600	411005-00-2	480 ,740 ,741 ,742 ,782 ,1185
KS	79467610	411005-10-2	480 ,740 ,741 ,742 ,782 ,1185
KS	79495600	411301-00-2	262 to 263
KS	79502600	412004-00-1	13 ,14 ,151 ,178 ,345 ,347 ,359 ,370 ,464 ,596 ,597 ,598 ,859 ,860 ,1061 ,1191 ,1207 ,1285 ,1286
KS	79502610	412004-10-1	13 ,14 ,151 ,178 ,345 ,347 ,359 ,370 ,464 ,596 ,597 ,598 ,859 ,860 ,1061 ,1191 ,1207 ,1285 ,1286
KS	79563600	411114-00-1	210 ,228 ,291 ,292 ,854 ,910 ,912 ,929 ,1237 ,1280 ,1281
KS	795636010	411114-10-1	210 ,228 ,291 ,292 ,854 ,910 ,912 ,929 ,1237 ,1280 ,1281
KS	795636020	411114-15-1	210 ,228 ,291 ,292 ,854 ,910 ,912 ,929 ,1237 ,1280 ,1281
KS	87200600	435002-00-4	62 ,72 ,73 ,74 ,75 ,76 ,77 ,78 ,82 ,83 ,84 ,85 ,1140 ,1141 ,1142 ,1143 ,1144 ,1147 ,1148 ,1149 ,1150 ,1172 ,1173 ,1177 ,1483 ,1489 ,1505 ,1506 ,1507 ,1508 ,1509 ,1510 ,1511 ,1512 ,1513 ,1514 ,1515 ,1518 ,1519 ,1520 ,1521 ,1522 ,1529 ,1530 ,1536
KS	87200610	435002-25-4	62 ,72 ,73 ,74 ,75 ,76 ,77 ,78 ,82 ,83 ,84 ,85 ,1140 ,1141 ,1142 ,1143 ,1144 ,1147 ,1148 ,1149 ,1150 ,1172 ,1173 ,1177 ,1483 ,1489 ,1505 ,1506 ,1507 ,1508 ,1509 ,1510 ,1511 ,1512 ,1513 ,1514 ,1515 ,1518 ,1519 ,1520 ,1521 ,1522 ,1529 ,1530 ,1536
KS	87200620	435002-50-4	62 ,72 ,73 ,74 ,75 ,76 ,77 ,78 ,82 ,83 ,84 ,85 ,1140 ,1141 ,1142 ,1143 ,1144 ,1147 ,1148 ,1149 ,1150 ,1172 ,1173 ,1177 ,1483 ,1489 ,1505 ,1506 ,1507 ,1508 ,1509 ,1510 ,1511 ,1512 ,1513 ,1514 ,1515 ,1518 ,1519 ,1520 ,1521 ,1522 ,1529 ,1530 ,1536
KS	87200630	435002-75-4	62 ,72 ,73 ,74 ,75 ,76 ,77 ,78 ,82 ,83 ,84 ,85 ,1140 ,1141 ,1142 ,1143 ,1144 ,1147 ,1148 ,1149 ,1150 ,1172 ,1173 ,1177 ,1483 ,1489 ,1505 ,1506 ,1507 ,1508 ,1509 ,1510 ,1511 ,1512 ,1513 ,1514 ,1515 ,1518 ,1519 ,1520 ,1521 ,1522 ,1529 ,1530 ,1536
KS	87200640	435002-100-4	62 ,72 ,73 ,74 ,75 ,76 ,77 ,78 ,82 ,83 ,84 ,85 ,1140 ,1141 ,1142 ,1143 ,1144 ,1147 ,1148 ,1149 ,1150 ,1172 ,1173 ,1177 ,1483 ,1489 ,1505 ,1506 ,1507 ,1508 ,1509 ,1510 ,1511 ,1512 ,1513 ,1514 ,1515 ,1518 ,1519 ,1520 ,1521 ,1522 ,1529 ,1530 ,1536
KS	87205600	405002-00-4	24 ,61 ,62 ,63 ,64 ,65 ,66 ,67 ,71 ,72 ,74 ,75 ,76 ,79 ,80 ,81 ,82 ,83 ,84 ,85 ,90 ,91 ,241 ,816 ,1130 ,1131 ,1136 ,1140 ,1141 ,1146 ,1147 ,1148 ,1149 ,1167 ,1172 ,1173 ,1175 ,1480 ,1481 ,1482 ,1483 ,1484 ,1485 ,1486 ,1487 ,1493 ,1494 ,1495 ,1496 ,1500 ,1502 ,1503 ,1504 ,1505 ,1507 ,1508 ,1510 ,1511 ,1512 ,1516 ,1518 ,1535 ,1536
KS	87205610	405002-25-4	24 ,61 ,62 ,63 ,64 ,65 ,66 ,67 ,71 ,72 ,74 ,75 ,76 ,79 ,80 ,81 ,82 ,83 ,84 ,85 ,90 ,91 ,241 ,816 ,1130 ,1131 ,1136 ,1140 ,1141 ,1146 ,1147 ,1148 ,1149 ,1167 ,1172 ,1173 ,1175 ,1480 ,1481 ,1482 ,1483 ,1484 ,1485 ,1486 ,1487 ,1493 ,1494 ,1495 ,1496 ,1500 ,1502 ,1503 ,1504 ,1505 ,1507 ,1508 ,1510 ,1511 ,1512 ,1516 ,1518 ,1535 ,1536
KS	87205620	405002-50-4	24 ,61 ,62 ,63 ,64 ,65 ,66 ,67 ,71 ,72 ,74 ,75 ,76 ,79 ,80 ,81 ,82 ,83 ,84 ,85 ,90 ,91 ,241 ,816 ,1130 ,1131 ,1136 ,1140 ,1141 ,1146 ,1147 ,1148 ,1149 ,1167 ,1172 ,1173 ,1175 ,1480 ,1481 ,1482 ,1483 ,1484 ,1485 ,1486 ,1487 ,1493 ,1494 ,1495 ,1496 ,1500 ,1502 ,1503 ,1504 ,1505 ,1507 ,1508 ,1510 ,1511 ,1512 ,1516 ,1518 ,1535 ,1536
KS	87205630	405002-75-4	24 ,61 ,62 ,63 ,64 ,65 ,66 ,67 ,71 ,72 ,74 ,75 ,76 ,79 ,80 ,81 ,82 ,83 ,84 ,85 ,90 ,91 ,241 ,816 ,1130 ,1131 ,1136 ,1140 ,1141 ,1146 ,1147 ,1148 ,1149 ,1167 ,1172 ,1173 ,1175 ,1480 ,1481 ,1482 ,1483 ,1484 ,1485 ,1486 ,1487 ,1493 ,1494 ,1495 ,1496 ,1500 ,1502 ,1503 ,1504 ,1505 ,1507 ,1508 ,1510 ,1511 ,1512 ,1516 ,1518 ,1535 ,1536
KS	87205640	405002-100-4	24 ,61 ,62 ,63 ,64 ,65 ,66 ,67 ,71 ,72 ,74 ,75 ,76 ,79 ,80 ,81 ,82 ,83 ,84 ,85 ,90 ,91 ,241 ,816 ,1130 ,1131 ,1136 ,1140 ,1141 ,1146 ,1147 ,1148 ,1149 ,1167 ,1172 ,1173 ,1175 ,1480 ,1481 ,1482 ,1483 ,1484 ,1485 ,1486 ,1487 ,1493 ,1494 ,1495 ,1496 ,1500 ,1502 ,1503 ,1504 ,1505 ,1507 ,1508 ,1510 ,1511 ,1512 ,1516 ,1518 ,1535 ,1536
KS	87227600	430701-00-4	131 ,133

Cross Reference



Cross- Manu.	Reference-No.	SM-No.	On Page
KS	87227600	430701-00-4	131 ,133
KS	87227610	430701-25-4	131 ,133
KS	87227620	430701-50-4	131 ,133
KS	87228600	405106-00-6	1409 to 1410
KS	87228610	405106-25-6	1409 to 1410
KS	87228620	405106-50-6	1409 to 1410
KS	87228630	405106-75-6	1409 to 1410
KS	87229600	435108-00-6	1409 to 1410
KS	87229610	435108-25-6	1409 to 1410
KS	87229620	435108-50-6	1409 to 1410
KS	87231600	431011-00-4	742 ,744 ,748 ,749 ,1192
KS	87231610	431011-25-4	742 ,744 ,748 ,749 ,1192
KS	87231620	431011-50-4	742 ,744 ,748 ,749 ,1192
KS	87232600	431011-00-5	744 ,748 ,750 ,1192
KS	87232610	431011-25-5	744 ,748 ,750 ,1192
KS	87232620	431011-50-5	744 ,748 ,750 ,1192
KS	87234600	403901-00-6	795 ,1111
KS	87234610	403901-25-6	795 ,1111
KS	87234620	403901-50-6	795 ,1111
KS	87235600	433901-00-6	795 ,1111
KS	87235610	433901-25-6	795 ,1111
KS	87235620	433901-50-6	795 ,1111
KS	87261800	435112-00-4	1408
KS	87261810	435112-25-4	1408
KS	87261820	435112-50-4	1408
KS	87269600	435102-00-6	1411 to 1412
KS	87271600	435106-00-6	1413
KS	87271610	435106-25-6	1413
KS	87271620	435106-50-6	1413
KS	87337600	441501-00-4	273 ,275 ,278 ,304 ,305 ,613
KS	87354693	441002-00-6	296 ,754 ,755 ,756
KS	87369600	400701-00-6	19 ,20 ,128 ,130 ,131 ,133 ,138 ,604 ,605 ,858 ,1057 ,1284
KS	87369610	400701-25-6	19 ,20 ,128 ,130 ,131 ,133 ,138 ,604 ,605 ,858 ,1057 ,1284
KS	87369620	400701-50-6	19 ,20 ,128 ,130 ,131 ,133 ,138 ,604 ,605 ,858 ,1057 ,1284
KS	87379800	411503-00-2	7 ,276 ,277 ,304 ,539 ,540 ,561 ,562 ,614
KS	87393600	403506-00-4	98 ,154 ,170 ,171 ,172 ,173 ,248 ,249 ,464 ,498 ,588 ,857 ,859 ,860 ,861 ,863 ,1284 ,1285 ,1286 ,1288 ,1289 ,1290
KS	87393610	403506-25-4	98 ,154 ,170 ,171 ,172 ,173 ,248 ,249 ,464 ,498 ,588 ,857 ,859 ,860 ,861 ,863 ,1284 ,1285 ,1286 ,1288 ,1289 ,1290
KS	87393620	403506-50-4	98 ,154 ,170 ,171 ,172 ,173 ,248 ,249 ,464 ,498 ,588 ,857 ,859 ,860 ,861 ,863 ,1284 ,1285 ,1286 ,1288 ,1289 ,1290
KS	87397604	401009-00-12	628 ,629 ,759 ,760
KS	87401600	401009-00-8	628 ,629 ,757 ,758 ,759 ,760 ,795 ,796 ,1155
KS	87401604	401009-00-8	628 ,629 ,757 ,758 ,759 ,760 ,795 ,796 ,1155
KS	87401610	401009-25-8	628 ,629 ,757 ,758 ,759 ,760 ,795 ,796 ,1155
KS	87401624	401009-50-8	628 ,629 ,757 ,758 ,759 ,760 ,795 ,796 ,1155
KS	87402600	431014-00-8	628 ,629 ,757 ,758 ,759 ,760 ,795 ,796 ,1155
KS	87402610	431014-25-8	628 ,629 ,757 ,758 ,759 ,760 ,795 ,796 ,1155
KS	87402620	431014-50-8	628 ,629 ,757 ,758 ,759 ,760 ,795 ,796 ,1155
KS	87409600	430302-00-4	97 ,98 ,142 ,145 ,154 ,166 ,167 ,168 ,169 ,170 ,171 ,248 ,344 ,462 ,463 ,814 ,820 ,853 ,854 ,855 ,856 ,858 ,859 ,1061 ,1206 ,1279 ,1281 ,1282 ,1285
KS	87409610	430302-25-4	97 ,98 ,142 ,145 ,154 ,166 ,167 ,168 ,169 ,170 ,171 ,248 ,344 ,462 ,463 ,814 ,820 ,853 ,854 ,855 ,856 ,858 ,859 ,1061 ,1206 ,1279 ,1281 ,1282 ,1285
KS	87409620	430302-50-4	97 ,98 ,142 ,145 ,154 ,166 ,167 ,168 ,169 ,170 ,171 ,248 ,344 ,462 ,463 ,814 ,820 ,853 ,854 ,855 ,856 ,858 ,859 ,1061 ,1206 ,1279 ,1281 ,1282 ,1285
KS	87409630	430302-75-4	97 ,98 ,142 ,145 ,154 ,166 ,167 ,168 ,169 ,170 ,171 ,248 ,344 ,462 ,463 ,814 ,820 ,853 ,854 ,855 ,856 ,858 ,859 ,1061 ,1206 ,1279 ,1281 ,1282 ,1285
KS	87409640	430302-100-4	97 ,98 ,142 ,145 ,154 ,166 ,167 ,168 ,169 ,170 ,171 ,248 ,344 ,462 ,463 ,814 ,820 ,853 ,854 ,855 ,856 ,858 ,859 ,1061 ,1206 ,1279 ,1281 ,1282 ,1285
KS	87409650	430302-125-4	97 ,98 ,142 ,145 ,154 ,166 ,167 ,168 ,169 ,170 ,171 ,248 ,344 ,462 ,463 ,814 ,820 ,853 ,854 ,855 ,856 ,858 ,859 ,1061 ,1206 ,1279 ,1281 ,1282 ,1285



Cross Reference

Cross- Manu.	Reference-No.	SM-No.	On Page
KS	87409650	430302-125-4	97 ,98 ,142 ,145 ,154 ,166 ,167 ,168 ,169 ,170 ,171 ,248 ,344 ,462 ,463 ,814 ,820 ,853 ,854 ,855 ,856 ,858 ,859 ,1061 ,1206 ,1279 ,1281 ,1282 ,1285
KS	87410600	400301-00-4	97 ,98 ,142 ,145 ,154 ,166 ,167 ,168 ,169 ,170 ,171 ,248 ,344 ,462 ,463 ,814 ,820 ,853 ,854 ,855 ,856 ,858 ,1061 ,1206 ,1279 ,1281 ,1282 ,1283 ,1285
KS	87410610	400301-25-4	97 ,98 ,142 ,145 ,154 ,166 ,167 ,168 ,169 ,170 ,171 ,248 ,344 ,462 ,463 ,814 ,820 ,853 ,854 ,855 ,856 ,858 ,1061 ,1206 ,1279 ,1281 ,1282 ,1283 ,1285
KS	87410620	400301-50-4	97 ,98 ,142 ,145 ,154 ,166 ,167 ,168 ,169 ,170 ,171 ,248 ,344 ,462 ,463 ,814 ,820 ,853 ,854 ,855 ,856 ,858 ,1061 ,1206 ,1279 ,1281 ,1282 ,1283 ,1285
KS	87410640	400301-100-4	97 ,98 ,142 ,145 ,154 ,166 ,167 ,168 ,169 ,170 ,171 ,248 ,344 ,462 ,463 ,814 ,820 ,853 ,854 ,855 ,856 ,858 ,1061 ,1206 ,1279 ,1281 ,1282 ,1283 ,1285
KS	87410650	400301-125-4	97 ,98 ,142 ,145 ,154 ,166 ,167 ,168 ,169 ,170 ,171 ,248 ,344 ,462 ,463 ,814 ,820 ,853 ,854 ,855 ,856 ,858 ,1061 ,1206 ,1279 ,1281 ,1282 ,1283 ,1285
KS	87416600	401005-00-6	250 ,740 ,741 ,744 ,745 ,747 ,749 ,750 ,752 ,1192
KS	87416610	401005-25-6	250 ,740 ,741 ,744 ,745 ,747 ,749 ,750 ,752 ,1192
KS	87416620	401005-50-6	250 ,740 ,741 ,744 ,745 ,747 ,749 ,750 ,752 ,1192
KS	87417600	431010-00-6	744
KS	87417610	431010-25-6	744
KS	87417620	431010-50-6	744
KS	87418600	401005-00-5	249 ,250 ,743 ,744 ,745 ,747 ,748 ,749 ,750 ,1191 ,1192
KS	87418610	401005-25-5	249 ,250 ,743 ,744 ,745 ,747 ,748 ,749 ,750 ,1191 ,1192
KS	87418620	401005-50-5	249 ,250 ,743 ,744 ,745 ,747 ,748 ,749 ,750 ,1191 ,1192
KS	87418630	401005-75-5	249 ,250 ,743 ,744 ,745 ,747 ,748 ,749 ,750 ,1191 ,1192
KS	87418640	401005-100-5	249 ,250 ,743 ,744 ,745 ,747 ,748 ,749 ,750 ,1191 ,1192
KS	87419600	431010-00-5	743
KS	87419610	431010-25-5	743
KS	87419620	431010-50-5	743
KS	87419630	431010-75-5	743
KS	87424600	401004-00-6	296 ,756 ,757
KS	87424610	401004-25-6	296 ,756 ,757
KS	87424620	401004-50-6	296 ,756 ,757
KS	87424630	401004-75-6	296 ,756 ,757
KS	87425600	401004-00-4	756
KS	87425610	401004-25-4	756
KS	87426600	401003-00-6	755
KS	87426604	401003-00-6	755
KS	87426610	401003-25-6	755
KS	87426614	401003-25-6	755
KS	87426620	401003-50-6	755
KS	87426624	401003-50-6	755
KS	87426630	401003-75-6	755
KS	87426634	401003-75-6	755
KS	87427600	401003-00-4	754
KS	87427604	401003-00-4	754
KS	87427610	401003-25-4	754
KS	87428600	431006-00-6	296 ,754 ,755 ,756 ,757
KS	87428610	431006-25-6	296 ,754 ,755 ,756 ,757
KS	87428620	431006-50-6	296 ,754 ,755 ,756 ,757
KS	87428630	431006-75-6	296 ,754 ,755 ,756 ,757
KS	87428640	431006-100-6	296 ,754 ,755 ,756 ,757
KS	87428650	431006-125-6	296 ,754 ,755 ,756 ,757
KS	87428660	431006-150-6	296 ,754 ,755 ,756 ,757
KS	87429600	431006-00-4	754 ,756 ,757
KS	87429610	431006-25-4	754 ,756 ,757
KS	87429620	431006-50-4	754 ,756 ,757
KS	87435600	401005-00-4	249 ,250 ,742 ,743 ,744 ,747 ,748 ,749 ,750 ,753 ,1192 ,1193
KS	87435610	401005-25-4	249 ,250 ,742 ,743 ,744 ,747 ,748 ,749 ,750 ,753 ,1192 ,1193
KS	87435620	401005-50-4	249 ,250 ,742 ,743 ,744 ,747 ,748 ,749 ,750 ,753 ,1192 ,1193
KS	87435630	401005-75-4	249 ,250 ,742 ,743 ,744 ,747 ,748 ,749 ,750 ,753 ,1192 ,1193
KS	87435640	401005-100-4	249 ,250 ,742 ,743 ,744 ,747 ,748 ,749 ,750 ,753 ,1192 ,1193
KS	87436600	431010-00-4	742 to 743

Cross Reference



Cross- Manu.	Reference-No.	SM-No.	On Page
KS	87436600	431010-00-4	742 to 743
KS	87436610	431010-25-4	742 to 743
KS	87436620	431010-50-4	742 to 743
KS	87440600	401506-00-8	282 ,545 ,563
KS	87440610	401506-25-8	282 ,545 ,563
KS	87442600	401502-00-6	276 ,540 ,562 ,614
KS	87442610	401502-25-6	276 ,540 ,562 ,614
KS	87442620	401502-50-6	276 ,540 ,562 ,614
KS	87442630	401502-75-6	276 ,540 ,562 ,614
KS	87464600	435006-00-4	64 ,65 ,66 ,67 ,71 ,1136 ,1137 ,1169 ,1171 ,1485 ,1486 ,1489 ,1494 ,1496 ,1498 ,1499 ,1500 ,1503 ,1534
KS	87464610	435006-25-4	64 ,65 ,66 ,67 ,71 ,1136 ,1137 ,1169 ,1171 ,1485 ,1486 ,1489 ,1494 ,1496 ,1498 ,1499 ,1500 ,1503 ,1534
KS	87464620	435006-50-4	64 ,65 ,66 ,67 ,71 ,1136 ,1137 ,1169 ,1171 ,1485 ,1486 ,1489 ,1494 ,1496 ,1498 ,1499 ,1500 ,1503 ,1534
KS	87464630	435006-75-4	64 ,65 ,66 ,67 ,71 ,1136 ,1137 ,1169 ,1171 ,1485 ,1486 ,1489 ,1494 ,1496 ,1498 ,1499 ,1500 ,1503 ,1534
KS	87475600	405018-00-4	24 ,62 ,63 ,65 ,66 ,67 ,68 ,69 ,70 ,71 ,72 ,74 ,75 ,82 ,83 ,84 ,85 ,414 ,1131 ,1135 ,1136 ,1137 ,1140 ,1141 ,1142 ,1143 ,1145 ,1147 ,1148 ,1149 ,1150 ,1167 ,1169 ,1170 ,1172 ,1173 ,1175 ,1483 ,1484 ,1486 ,1487 ,1489 ,1490 ,1491 ,1492 ,1495 ,1496 ,1497 ,1498 ,1499 ,1500 ,1503 ,1504 ,1505 ,1508 ,1509 ,1511 ,1512 ,1513 ,1514 ,1518 ,1520 ,1529 ,1540
KS	87475610	405018-25-4	24 ,62 ,63 ,65 ,66 ,67 ,68 ,69 ,70 ,71 ,72 ,74 ,75 ,82 ,83 ,84 ,85 ,414 ,1131 ,1135 ,1136 ,1137 ,1140 ,1141 ,1142 ,1143 ,1145 ,1147 ,1148 ,1149 ,1150 ,1167 ,1169 ,1170 ,1172 ,1173 ,1175 ,1483 ,1484 ,1486 ,1487 ,1489 ,1490 ,1491 ,1492 ,1495 ,1496 ,1497 ,1498 ,1499 ,1500 ,1503 ,1504 ,1505 ,1508 ,1509 ,1511 ,1512 ,1513 ,1514 ,1518 ,1520 ,1529 ,1540
KS	87475620	405018-50-4	24 ,62 ,63 ,65 ,66 ,67 ,68 ,69 ,70 ,71 ,72 ,74 ,75 ,82 ,83 ,84 ,85 ,414 ,1131 ,1135 ,1136 ,1137 ,1140 ,1141 ,1142 ,1143 ,1145 ,1147 ,1148 ,1149 ,1150 ,1167 ,1169 ,1170 ,1172 ,1173 ,1175 ,1483 ,1484 ,1486 ,1487 ,1489 ,1490 ,1491 ,1492 ,1495 ,1496 ,1497 ,1498 ,1499 ,1500 ,1503 ,1504 ,1505 ,1508 ,1509 ,1511 ,1512 ,1513 ,1514 ,1518 ,1520 ,1529 ,1540
KS	87489600	401008-00-4	746 ,751 ,752
KS	87489610	401008-25-4	746 ,751 ,752
KS	87489620	401008-50-4	746 ,751 ,752
KS	87489630	401008-75-4	746 ,751 ,752
KS	87490600	430701-00-6	19 ,128 ,131 ,138 ,605
KS	87490610	430701-25-6	19 ,128 ,131 ,138 ,605
KS	87490620	430701-50-6	19 ,128 ,131 ,138 ,605
KS	87515600	405101-00-6	1411 to 1412
KS	87515610	405101-25-6	1411 to 1412
KS	87515620	405101-50-6	1411 to 1412
KS	87515630	405101-75-6	1411 to 1412
KS	87516600	435109-00-6	1411
KS	87516610	435109-25-6	1411
KS	87516620	435109-50-6	1411
KS	87561600	405104-00-6	1413
KS	87561610	405104-25-6	1413
KS	87561620	405104-50-6	1413
KS	87561630	405104-75-6	1413
KS	87562600	435104-00-6	1413
KS	87562610	435104-25-6	1413
KS	87562620	435104-50-6	1413
KS	87581600	405001-00-4	24 ,62 ,63 ,66 ,67 ,68 ,69 ,71 ,72 ,73 ,74 ,75 ,78 ,79 ,80 ,82 ,83 ,84 ,85 ,90 ,91 ,414 ,416 ,439 ,816 ,1131 ,1135 ,1136 ,1137 ,1140 ,1141 ,1142 ,1143 ,1144 ,1145 ,1147 ,1148 ,1149 ,1150 ,1167 ,1169 ,1170 ,1172 ,1173 ,1175 ,1483 ,1484 ,1487 ,1489 ,1490 ,1491 ,1492 ,1494 ,1495 ,1496 ,1498 ,1499 ,1500 ,1503 ,1504 ,1505 ,1507 ,1508 ,1509 ,1511 ,1512 ,1513 ,1514 ,1515 ,1518 ,1519 ,1520 ,1521 ,1522 ,1524 ,1529 ,1535 ,1536
KS	87581610	405001-25-4	24 ,62 ,63 ,66 ,67 ,68 ,69 ,71 ,72 ,73 ,74 ,75 ,78 ,79 ,80 ,82 ,83 ,84 ,85 ,90 ,91 ,414 ,416 ,439 ,816 ,1131 ,1135 ,1136 ,1137 ,1140 ,1141 ,1142 ,1143 ,1144 ,1145 ,1147 ,1148 ,1149 ,1150 ,1167 ,1169 ,1170 ,1172 ,1173 ,1175 ,1483 ,1484 ,1487 ,1489 ,1490 ,1491 ,1492 ,1494 ,1495 ,1496 ,1498 ,1499 ,1500 ,1503 ,1504 ,1505 ,1507 ,1508 ,1509 ,1511 ,1512 ,1513 ,1514 ,1515 ,1518 ,1519 ,1520 ,1521 ,1522 ,1524 ,1529 ,1535 ,1536



Cross Reference

Cross- Manu.	Reference-No.	SM-No.	On Page
KS	87581610	405001-25-4	24 ,62 ,63 ,66 ,67 ,68 ,69 ,71 ,72 ,73 ,74 ,75 ,78 ,79 ,80 ,82 ,83 ,84 ,85 ,90 ,91 ,414 ,416 ,439 ,816 ,1131 ,1135 ,1136 ,1137 ,1140 ,1141 ,1142 ,1143 ,1144 ,1145 ,1147 ,1148 ,1149 ,1150 ,1167 ,1169 ,1170 ,1172 ,1173 ,1175 ,1483 ,1484 ,1487 ,1489 ,1490 ,1491 ,1492 ,1494 ,1495 ,1496 ,1498 ,1499 ,1500 ,1503 ,1504 ,1505 ,1507 ,1508 ,1509 ,1511 ,1512 ,1513 ,1514 ,1515 ,1518 ,1519 ,1520 ,1521 ,1522 ,1524 ,1529 ,1535 ,1536
KS	87581620	405001-50-4	24 ,62 ,63 ,66 ,67 ,68 ,69 ,71 ,72 ,73 ,74 ,75 ,78 ,79 ,80 ,82 ,83 ,84 ,85 ,90 ,91 ,414 ,416 ,439 ,816 ,1131 ,1135 ,1136 ,1137 ,1140 ,1141 ,1142 ,1143 ,1144 ,1145 ,1147 ,1148 ,1149 ,1150 ,1167 ,1169 ,1170 ,1172 ,1173 ,1175 ,1483 ,1484 ,1487 ,1489 ,1490 ,1491 ,1492 ,1494 ,1495 ,1496 ,1498 ,1499 ,1500 ,1503 ,1504 ,1505 ,1507 ,1508 ,1509 ,1511 ,1512 ,1513 ,1514 ,1515 ,1518 ,1519 ,1520 ,1521 ,1522 ,1524 ,1529 ,1535 ,1536
KS	87581630	405001-75-4	24 ,62 ,63 ,66 ,67 ,68 ,69 ,71 ,72 ,73 ,74 ,75 ,78 ,79 ,80 ,82 ,83 ,84 ,85 ,90 ,91 ,414 ,416 ,439 ,816 ,1131 ,1135 ,1136 ,1137 ,1140 ,1141 ,1142 ,1143 ,1144 ,1145 ,1147 ,1148 ,1149 ,1150 ,1167 ,1169 ,1170 ,1172 ,1173 ,1175 ,1483 ,1484 ,1487 ,1489 ,1490 ,1491 ,1492 ,1494 ,1495 ,1496 ,1498 ,1499 ,1500 ,1503 ,1504 ,1505 ,1507 ,1508 ,1509 ,1511 ,1512 ,1513 ,1514 ,1515 ,1518 ,1519 ,1520 ,1521 ,1522 ,1524 ,1529 ,1535 ,1536
KS	87581640	405001-100-4	24 ,62 ,63 ,66 ,67 ,68 ,69 ,71 ,72 ,73 ,74 ,75 ,78 ,79 ,80 ,82 ,83 ,84 ,85 ,90 ,91 ,414 ,416 ,439 ,816 ,1131 ,1135 ,1136 ,1137 ,1140 ,1141 ,1142 ,1143 ,1144 ,1145 ,1147 ,1148 ,1149 ,1150 ,1167 ,1169 ,1170 ,1172 ,1173 ,1175 ,1483 ,1484 ,1487 ,1489 ,1490 ,1491 ,1492 ,1494 ,1495 ,1496 ,1498 ,1499 ,1500 ,1503 ,1504 ,1505 ,1507 ,1508 ,1509 ,1511 ,1512 ,1513 ,1514 ,1515 ,1518 ,1519 ,1520 ,1521 ,1522 ,1524 ,1529 ,1535 ,1536
KS	87605900	403602-00-6	868 ,869 ,871
KS	87605910	403602-25-6	868 ,869 ,871
KS	87607900	403602-00-4	7 ,174 ,868 ,869 ,870 ,871 ,872 ,1048 ,1408 ,1525
KS	87607910	403602-25-4	7 ,174 ,868 ,869 ,870 ,871 ,872 ,1048 ,1408 ,1525
KS	87607920	403602-50-4	7 ,174 ,868 ,869 ,870 ,871 ,872 ,1048 ,1408 ,1525
KS	87613900	403601-00-4	545 ,867 ,868
KS	87613910	403601-25-4	545 ,867 ,868
KS	87613920	403601-50-4	545 ,867 ,868
KS	87613930	403601-75-4	545 ,867 ,868
KS	87617900	403601-00-3	867 to 868
KS	87617910	403601-25-3	867 to 868
KS	87617920	403601-50-3	867 to 868
KS	87617930	403601-75-3	867 to 868
KS	87694600	431008-00-5	751 ,753
KS	87695600	401001-00-4	742 ,745 ,746 ,751 ,752 ,753 ,1152
KS	87695610	401001-25-4	742 ,745 ,746 ,751 ,752 ,753 ,1152
KS	87695620	401001-50-4	742 ,745 ,746 ,751 ,752 ,753 ,1152
KS	87695630	401001-75-4	742 ,745 ,746 ,751 ,752 ,753 ,1152
KS	87695640	401001-100-4	742 ,745 ,746 ,751 ,752 ,753 ,1152
KS	87696600	431008-00-4	745 ,746 ,751 ,752 ,1152
KS	87696610	431008-25-4	745 ,746 ,751 ,752 ,1152
KS	87696620	431008-50-4	745 ,746 ,751 ,752 ,1152
KS	87696630	431008-75-4	745 ,746 ,751 ,752 ,1152
KS	87696640	431008-100-4	745 ,746 ,751 ,752 ,1152
KS	87701600	435008-00-4	61 ,63 ,1130 ,1480 ,1481 ,1482 ,1483 ,1484 ,1495
KS	87701610	435008-25-4	61 ,63 ,1130 ,1480 ,1481 ,1482 ,1483 ,1484 ,1495
KS	87701620	435008-50-4	61 ,63 ,1130 ,1480 ,1481 ,1482 ,1483 ,1484 ,1495
KS	87701630	435008-75-4	61 ,63 ,1130 ,1480 ,1481 ,1482 ,1483 ,1484 ,1495
KS	87717600	431014-00-8	628 ,629 ,757 ,758 ,759 ,760 ,795 ,796 ,1155
KS	87717610	431014-25-8	628 ,629 ,757 ,758 ,759 ,760 ,795 ,796 ,1155
KS	87717620	431014-50-8	628 ,629 ,757 ,758 ,759 ,760 ,795 ,796 ,1155
KS	87722600	405008-00-4	61 ,62 ,63 ,64 ,65 ,66 ,67 ,71 ,81 ,83 ,84 ,1147 ,1480 ,1482 ,1483 ,1484 ,1485 ,1486 ,1493 ,1494 ,1495 ,1496 ,1502 ,1503 ,1504 ,1511
KS	87722610	405008-25-4	61 ,62 ,63 ,64 ,65 ,66 ,67 ,71 ,81 ,83 ,84 ,1147 ,1480 ,1482 ,1483 ,1484 ,1485 ,1486 ,1493 ,1494 ,1495 ,1496 ,1502 ,1503 ,1504 ,1511
KS	87722620	405008-50-4	61 ,62 ,63 ,64 ,65 ,66 ,67 ,71 ,81 ,83 ,84 ,1147 ,1480 ,1482 ,1483 ,1484 ,1485 ,1486 ,1493 ,1494 ,1495 ,1496 ,1502 ,1503 ,1504 ,1511
KS	87722630	405008-75-4	61 ,62 ,63 ,64 ,65 ,66 ,67 ,71 ,81 ,83 ,84 ,1147 ,1480 ,1482 ,1483 ,1484 ,1485 ,1486 ,1493 ,1494 ,1495 ,1496 ,1502 ,1503 ,1504 ,1511
KS	87722640	405008-100-4	61 ,62 ,63 ,64 ,65 ,66 ,67 ,71 ,81 ,83 ,84 ,1147 ,1480 ,1482 ,1483 ,1484 ,1485 ,1486 ,1493 ,1494 ,1495 ,1496 ,1502 ,1503 ,1504 ,1511
KS	87735600	401006-00-6	758 to 759

Cross Reference



Cross- Manu.	Reference-No.	SM-No.	On Page
KS	87735600	401006-00-6	758 to 759
KS	87735604	401006-00-6	758 to 759
KS	87735610	401006-25-6	758 to 759
KS	87735614	401006-25-6	758 to 759
KS	87735620	401006-50-6	758 to 759
KS	87735624	401006-50-6	758 to 759
KS	87735630	401006-75-6	758 to 759
KS	87735634	401006-75-6	758 to 759
KS	87737600	431002-00-6	758
KS	87737610	431002-25-6	758
KS	87737620	431002-50-6	758
KS	87737630	431002-75-6	758
KS	87737640	431002-100-6	758
KS	87776600	431501-00-4	275 ,278 ,304 ,305 ,540 ,561 ,562 ,613 ,614
KS	87776610	431501-25-4	275 ,278 ,304 ,305 ,540 ,561 ,562 ,613 ,614
KS	87776620	431501-50-4	275 ,278 ,304 ,305 ,540 ,561 ,562 ,613 ,614
KS	87776630	431501-75-4	275 ,278 ,304 ,305 ,540 ,561 ,562 ,613 ,614
KS	87776640	431501-100-4	275 ,278 ,304 ,305 ,540 ,561 ,562 ,613 ,614
KS	87776650	431501-125-4	275 ,278 ,304 ,305 ,540 ,561 ,562 ,613 ,614
KS	87776660	431501-150-4	275 ,278 ,304 ,305 ,540 ,561 ,562 ,613 ,614
KS	87800601	400704-00-4	129 ,130 ,134
KS	87800611	400704-25-4	129 ,130 ,134
KS	87800621	400704-50-4	129 ,130 ,134
KS	87801600	430702-00-4 430706-00-4	129 ,130 ,134
KS	87801610	430702-25-4 430706-25-4	129 ,130 ,134
KS	87801620	430702-50-4 430706-50-4	129 ,130 ,134
KS	87801630	430702-75-4	129 ,130 ,134
KS	87801640	430702-100-4	129 ,130 ,134
KS	87845608	433806-00-4	23 ,239 ,240 ,241 ,242 ,261 ,491 ,618 ,622 ,814 ,815 ,996 ,997 ,998 ,999 ,1000 ,1001 ,1002 ,1003 ,1004 ,1403 ,1404
KS	87845618	433806-25-4	23 ,239 ,240 ,241 ,242 ,261 ,491 ,618 ,622 ,814 ,815 ,996 ,997 ,998 ,999 ,1000 ,1001 ,1002 ,1003 ,1004 ,1403 ,1404
KS	87845628	433806-50-4	23 ,239 ,240 ,241 ,242 ,261 ,491 ,618 ,622 ,814 ,815 ,996 ,997 ,998 ,999 ,1000 ,1001 ,1002 ,1003 ,1004 ,1403 ,1404
KS	87845638	433806-75-4	23 ,239 ,240 ,241 ,242 ,261 ,491 ,618 ,622 ,814 ,815 ,996 ,997 ,998 ,999 ,1000 ,1001 ,1002 ,1003 ,1004 ,1403 ,1404
KS	87878600	401501-00-4	271 ,272 ,273 ,274 ,275 ,277 ,278 ,303 ,304 ,305 ,540 ,541 ,560 ,561 ,562 ,563 ,613 ,614 ,615
KS	87878610	401501-25-4	271 ,272 ,273 ,274 ,275 ,277 ,278 ,303 ,304 ,305 ,540 ,541 ,560 ,561 ,562 ,563 ,613 ,614 ,615
KS	87878620	401501-50-4	271 ,272 ,273 ,274 ,275 ,277 ,278 ,303 ,304 ,305 ,540 ,541 ,560 ,561 ,562 ,563 ,613 ,614 ,615
KS	87878630	401501-75-4	271 ,272 ,273 ,274 ,275 ,277 ,278 ,303 ,304 ,305 ,540 ,541 ,560 ,561 ,562 ,563 ,613 ,614 ,615
KS	87878640	401501-100-4	271 ,272 ,273 ,274 ,275 ,277 ,278 ,303 ,304 ,305 ,540 ,541 ,560 ,561 ,562 ,563 ,613 ,614 ,615
KS	87878650	401501-125-4	271 ,272 ,273 ,274 ,275 ,277 ,278 ,303 ,304 ,305 ,540 ,541 ,560 ,561 ,562 ,563 ,613 ,614 ,615
KS	87878660	401501-150-4	271 ,272 ,273 ,274 ,275 ,277 ,278 ,303 ,304 ,305 ,540 ,541 ,560 ,561 ,562 ,563 ,613 ,614 ,615
KS	87977600	405024-00-4	933 ,1524 ,1525
KS	87977640	405024-100-4	933 ,1524 ,1525
KS	CB-1131GP 0.25	438703-25-4	285 ,353 ,421 ,422 ,435 ,481 ,482 ,488 ,550 ,574 ,660 ,781 ,782 ,783 ,784
KS	CB-1131GP 0.50	438703-50-4	285 ,353 ,421 ,422 ,435 ,481 ,482 ,488 ,550 ,574 ,660 ,781 ,782 ,783 ,784
KS	CB-1131GP 0.75	438703-75-4	285 ,353 ,421 ,422 ,435 ,481 ,482 ,488 ,550 ,574 ,660 ,781 ,782 ,783 ,784
KS	CB-1131GP STD	438703-00-4	285 ,353 ,421 ,422 ,435 ,481 ,482 ,488 ,550 ,574 ,660 ,781 ,782 ,783 ,784
KS	CB-1141A	433518-00-4	655 to 656
KS	CB-1141A 0.25	433518-25-4	655 to 656
KS	CB-1141A 0.50	433518-50-4	655 to 656
KS	CB-1141A 0.75	433518-75-4	655 to 656



Cross Reference

Cross- Manu.	Reference-No.	SM-No.	On Page
KS	CB-1141A 0.75	433518-75-4	655 to 656
KS	CB-1141A 1.00	433518-100-4	655 to 656
KS	CB-1141A 1.25	433518-125-4	655 to 656
KS	CB-1141A 1.50	433518-150-4	655 to 656
KS	CB-1168A 0.25	435305-25-4	410 ,413 ,430 ,431 ,571 ,572 ,653 ,654 ,655 ,656
KS	CB-1168A 0.50	435305-50-4	410 ,413 ,430 ,431 ,571 ,572 ,653 ,654 ,655 ,656
KS	CB-1168A 0.75	435305-75-4	410 ,413 ,430 ,431 ,571 ,572 ,653 ,654 ,655 ,656
KS	CB-1168A STD	435305-00-4	410 ,413 ,430 ,431 ,571 ,572 ,653 ,654 ,655 ,656
KS	CB-1179A 0.25	433506-25-4	247 ,462 ,632 ,636 ,1204 ,1279
KS	CB-1179A 0.50	433506-50-4	247 ,462 ,632 ,636 ,1204 ,1279
KS	CB-1179A 0.75	433506-75-4	247 ,462 ,632 ,636 ,1204 ,1279
KS	CB-1179A STD	433506-00-4	247 ,462 ,632 ,636 ,1204 ,1279
KS	CB-1190GP 0.25	439001-25-4	424 ,499 ,820 ,821
KS	CB-1190GP 0.50	439001-50-4	424 ,499 ,820 ,821
KS	CB-1190GP STD	439001-00-4	424 ,499 ,820 ,821
KS	CB-1406A 0.25	439603-25-4	1238 to 1239
KS	CB-1406A 0.50	439603-50-4	1238 to 1239
KS	CB-1406A STD	439603-00-4	1238 to 1239
KS	CB-1411A 0.25	439601-25-4	24 ,1239 ,1240
KS	CB-1411A 0.50	439601-50-4	24 ,1239 ,1240
KS	CB-1411A 0.75	439601-75-4	24 ,1239 ,1240
KS	CB-1411A STD	439601-00-4	24 ,1239 ,1240
KS	CB-1452A 0.25	439607-25-4	1239 to 1240
KS	CB-1452A 0.50	439607-50-4	1239 to 1240
KS	CB-1452A 0.75	439607-75-4	1239 to 1240
KS	CB-1452A STD	439607-00-4	1239 to 1240
KS	CB-1453A	439613-00-4	1238
KS	CB-1457A	431403-00-4	449 ,1237 ,1243
KS	CB-1457A 0.25	431403-25-4	449 ,1237 ,1243
KS	CB-1457A 0.50	431403-50-4	449 ,1237 ,1243
KS	CB-1457A 0.75	431403-75-4	449 ,1237 ,1243
KS	CB-1460A	439608-00-4	1238
KS	CB-1460A 0.25	439608-25-4	1238
KS	CB-1473GP	439609-00-4	1238
KS	CB-1473GP 0.25	439609-25-4	1238
KS	CB-1622A 0.25	433505-25-4	94 ,99 ,157 ,173 ,452 ,455 ,458 ,465 ,468 ,498 ,499 ,502 ,550 ,863 ,864 ,1290 ,1291
KS	CB-1622A 0.50	433505-50-4	94 ,99 ,157 ,173 ,452 ,455 ,458 ,465 ,468 ,498 ,499 ,502 ,550 ,863 ,864 ,1290 ,1291
KS	CB-1622A STD	433505-00-4	94 ,99 ,157 ,173 ,452 ,455 ,458 ,465 ,468 ,498 ,499 ,502 ,550 ,863 ,864 ,1290 ,1291
KS	CB-1622GP 0.25	433505-25-4	94 ,99 ,157 ,173 ,452 ,455 ,458 ,465 ,468 ,498 ,499 ,502 ,550 ,863 ,864 ,1290 ,1291
KS	CB-1622GP 0.50	433505-50-4	94 ,99 ,157 ,173 ,452 ,455 ,458 ,465 ,468 ,498 ,499 ,502 ,550 ,863 ,864 ,1290 ,1291
KS	CB-1622GP STD	433505-00-4	94 ,99 ,157 ,173 ,452 ,455 ,458 ,465 ,468 ,498 ,499 ,502 ,550 ,863 ,864 ,1290 ,1291
KS	CB-1624A 0.25	433507-25-4	169 ,498 ,656 ,855 ,856 ,858 ,1281 ,1282 ,1283
KS	CB-1624A 0.50	433507-50-4	169 ,498 ,656 ,855 ,856 ,858 ,1281 ,1282 ,1283
KS	CB-1624A STD	433507-00-4	169 ,498 ,656 ,855 ,856 ,858 ,1281 ,1282 ,1283
KS	CB-1802GP	438706-00-4	783
KS	CB-1807GP	432408-00-4	785
KS	CB-1845A 0.25	438706-25-4	783
KS	CB-1845A 0.50	438706-50-4	783
KS	CB-2004A 0.25	435304-25-4	173 ,267 ,416 ,419 ,434 ,574 ,655 ,657 ,658 ,818 ,1208
KS	CB-2004A 0.50	435304-50-4	173 ,267 ,416 ,419 ,434 ,574 ,655 ,657 ,658 ,818 ,1208
KS	CB-2004A 0.75	435304-75-4	173 ,267 ,416 ,419 ,434 ,574 ,655 ,657 ,658 ,818 ,1208
KS	CB-2004A 1.00	435304-100-4	173 ,267 ,416 ,419 ,434 ,574 ,655 ,657 ,658 ,818 ,1208
KS	CB-2004A 1.25	435304-125-4	173 ,267 ,416 ,419 ,434 ,574 ,655 ,657 ,658 ,818 ,1208
KS	CB-2004A STD	435304-00-4	173 ,267 ,416 ,419 ,434 ,574 ,655 ,657 ,658 ,818 ,1208
KS	CB-2016A 0.25	438502-25-4	422 ,660
KS	CB-2016A 0.50	438502-50-4	422 ,660
KS	CB-2016A 0.75	438502-75-4	422 ,660
KS	CB-2016A 1.00	438502-100-4	422 ,660

Cross Reference



Cross- Manu.	Reference-No.	SM-No.	On Page
KS	CB-2016A 1.00	438502-100-4	422 ,660
KS	CB-2016A STD	438502-00-4	422 ,660
KS	CB-2401A 0.25	433506-25-3	148 ,166 ,247 ,478 ,550 ,632 ,636 ,1204 ,1205
KS	CB-2401A 0.50	433506-50-3	148 ,166 ,247 ,478 ,550 ,632 ,636 ,1204 ,1205
KS	CB-2401A 0.75	433506-75-3	148 ,166 ,247 ,478 ,550 ,632 ,636 ,1204 ,1205
KS	CB-2401A STD	433506-00-3	148 ,166 ,247 ,478 ,550 ,632 ,636 ,1204 ,1205
KS	CB-2404A 0.25	433512-25-4	154 ,462 ,636 ,1199 ,1205
KS	CB-2404A 0.50	433512-50-4	154 ,462 ,636 ,1199 ,1205
KS	CB-2404A 0.75	433512-75-4	154 ,462 ,636 ,1199 ,1205
KS	CB-2404A STD	433512-00-4	154 ,462 ,636 ,1199 ,1205
KS	CB-2501A	439617-00-3	97 ,267 ,299 ,571 ,1237 ,1281
KS	CB-3882A	432402-00-4	288 ,478 ,571
KS	CB-3882A 0.25	432402-25-4	288 ,478 ,571
KS	CB1453A	439613-00-4	1238
KS	MS-1114A	403518-00-4	655 to 656
KS	MS-1114A 0.25	403518-25-4	655 to 656
KS	MS-1114A 0.50	403518-50-4	655 to 656
KS	MS-1114A 0.75	403518-75-4	655 to 656
KS	MS-1114A 1.00	403518-100-4	655 to 656
KS	MS-1114A 1.25	403518-125-4	655 to 656
KS	MS-1114A 1.50	403518-150-4	655 to 656
KS	MS-1131A 0.25	408701-25-4	285 ,353 ,421 ,481 ,482 ,488 ,550 ,574 ,781 ,782 ,783 ,784
KS	MS-1131A 0.50	408701-50-4	285 ,353 ,421 ,481 ,482 ,488 ,550 ,574 ,781 ,782 ,783 ,784
KS	MS-1131A 0.75	408701-75-4	285 ,353 ,421 ,481 ,482 ,488 ,550 ,574 ,781 ,782 ,783 ,784
KS	MS-1131A STD	408701-00-4	285 ,353 ,421 ,481 ,482 ,488 ,550 ,574 ,781 ,782 ,783 ,784
KS	MS-1168A 0.25	405304-25-4	413 ,653 ,654 ,655
KS	MS-1168A 0.50	405304-50-4	413 ,653 ,654 ,655
KS	MS-1168A 0.75	405304-75-4	413 ,653 ,654 ,655
KS	MS-1168A STD	405304-00-4	413 ,653 ,654 ,655
KS	MS-1179A 0.25	403503-25-4	97 ,247 ,462 ,632 ,636 ,1204 ,1279
KS	MS-1179A 0.50	403503-50-4	97 ,247 ,462 ,632 ,636 ,1204 ,1279
KS	MS-1179A 0.75	403503-75-4	97 ,247 ,462 ,632 ,636 ,1204 ,1279
KS	MS-1179A STD	403503-00-4	97 ,247 ,462 ,632 ,636 ,1204 ,1279
KS	MS-1190GP 0.25	409001-25-4	424 ,498 ,499 ,819 ,820 ,821
KS	MS-1190GP 0.50	409001-50-4	424 ,498 ,499 ,819 ,820 ,821
KS	MS-1190GP STD	409001-00-4	424 ,498 ,499 ,819 ,820 ,821
KS	MS-1229A 0.25	409002-25-4	819 to 820
KS	MS-1229A 0.50	409002-50-4	819 to 820
KS	MS-1229A STD	409002-00-4	819 to 820
KS	MS-1406A 0.25	409601-25-4	24 ,1238 ,1239 ,1240 ,1524
KS	MS-1406A 0.50	409601-50-4	24 ,1238 ,1239 ,1240 ,1524
KS	MS-1406A STD	409601-00-4	24 ,1238 ,1239 ,1240 ,1524
KS	MS-1408A	409612-00-4	1238
KS	MS-1408A 0.25	409612-25-4	1238
KS	MS-1408A 0.50	409612-50-4	1238
KS	MS-1457A	401403-00-4	449 ,1237 ,1238 ,1243
KS	MS-1475A 0.50	401403-50-4	449 ,1237 ,1238 ,1243
KS	MS-1622A 0.25	403510-25-4	99 ,173 ,465 ,468 ,499 ,863 ,1290
KS	MS-1622A 0.50	403510-50-4	99 ,173 ,465 ,468 ,499 ,863 ,1290
KS	MS-1622A STD	403510-00-4	99 ,173 ,465 ,468 ,499 ,863 ,1290
KS	MS-1622GP 0.25	403510-25-4	99 ,173 ,465 ,468 ,499 ,863 ,1290
KS	MS-1622GP 0.50	403510-50-4	99 ,173 ,465 ,468 ,499 ,863 ,1290
KS	MS-1622GP STD	403510-00-4	99 ,173 ,465 ,468 ,499 ,863 ,1290
KS	MS-1623A 0.25	403504-25-4	94 ,157 ,443 ,452 ,455 ,458 ,465 ,498 ,499 ,502 ,550 ,864 ,1291
KS	MS-1623A 0.50	403504-50-4	94 ,157 ,443 ,452 ,455 ,458 ,465 ,498 ,499 ,502 ,550 ,864 ,1291
KS	MS-1623A STD	403504-00-4	94 ,157 ,443 ,452 ,455 ,458 ,465 ,498 ,499 ,502 ,550 ,864 ,1291
KS	MS-1623GP 0.25	403504-25-4	94 ,157 ,443 ,452 ,455 ,458 ,465 ,498 ,499 ,502 ,550 ,864 ,1291
KS	MS-1623GP 0.50	403504-50-4	94 ,157 ,443 ,452 ,455 ,458 ,465 ,498 ,499 ,502 ,550 ,864 ,1291



Cross Reference

Cross- Manu.	Reference-No.	SM-No.	On Page
KS	MS-1623GP 0.50	403504-50-4	94 ,157 ,443 ,452 ,455 ,458 ,465 ,498 ,499 ,502 ,550 ,864 ,1291
KS	MS-1623GP STD	403504-00-4	94 ,157 ,443 ,452 ,455 ,458 ,465 ,498 ,499 ,502 ,550 ,864 ,1291
KS	MS-1625GP 0.25	403505-25-4	169 ,463 ,468 ,498 ,656 ,855 ,856 ,859 ,1281 ,1282 ,1283 ,1285
KS	MS-1625GP 0.50	403505-50-4	169 ,463 ,468 ,498 ,656 ,855 ,856 ,859 ,1281 ,1282 ,1283 ,1285
KS	MS-1625GP STD	403505-00-4	169 ,463 ,468 ,498 ,656 ,855 ,856 ,859 ,1281 ,1282 ,1283 ,1285
KS	MS-1807GP 0.25	408704-25-4	785
KS	MS-1807GP 0.50	408704-50-4	785
KS	MS-1807GP 0.75	408704-75-4	785
KS	MS-1807GP STD	408704-00-4	785
KS	MS-1845A 0.25	408703-25-4	285 ,421 ,481 ,783 ,784
KS	MS-1845A 0.50	408703-50-4	285 ,421 ,481 ,783 ,784
KS	MS-1845A STD	408703-00-4	285 ,421 ,481 ,783 ,784
KS	MS-2004A	405307-00-4	657 to 658
KS	MS-2004A 0.25	405307-25-4	657 to 658
KS	MS-2004A 0.50	405307-50-4	657 to 658
KS	MS-2004A 0.75	405307-75-4	657 to 658
KS	MS-2004A 1.00	405307-100-4	657 to 658
KS	MS-2004A 1.25	405307-125-4	657 to 658
KS	MS-2007A 0.25	405303-25-4	173 ,419 ,434 ,574 ,658 ,1208
KS	MS-2007A 0.50	405303-50-4	173 ,419 ,434 ,574 ,658 ,1208
KS	MS-2007A STD	405303-00-4	173 ,419 ,434 ,574 ,658 ,1208
KS	MS-2016A 0.25	408502-25-4	422 ,660
KS	MS-2016A 0.50	408502-50-4	422 ,660
KS	MS-2016A 0.75	408502-75-4	422 ,660
KS	MS-2016A 1.00	408502-100-4	422 ,660
KS	MS-2016A STD	408502-00-4	422 ,660
KS	MS-2401A 0.25	403511-25-3	247 ,632 ,636 ,1204
KS	MS-2401A 0.50	403511-50-3	247 ,632 ,636 ,1204
KS	MS-2401A 0.75	403511-75-3	247 ,632 ,636 ,1204
KS	MS-2401A STD	403511-00-3	247 ,632 ,636 ,1204
KS	MS-2404A 0.25	403512-25-4	154 ,462 ,632 ,636 ,780 ,1199 ,1205
KS	MS-2404A 0.50	403512-50-4	154 ,462 ,632 ,636 ,780 ,1199 ,1205
KS	MS-2404A 0.75	403512-75-4	154 ,462 ,632 ,636 ,780 ,1199 ,1205
KS	MS-2404A STD	403512-00-4	154 ,462 ,632 ,636 ,780 ,1199 ,1205
KS	MS-2505A	409615-00-3	97 ,267 ,299 ,571 ,1281
KS	MS-2505A 0.25	409615-25-3	97 ,267 ,299 ,571 ,1281
KS	MS-2505A 0.50	409615-50-3	97 ,267 ,299 ,571 ,1281
KS	MS-2507A	409614-00-3	267
KS	MS-3879A 0.25	401402-25-3	166 ,247
KS	MS-3879A 0.50	401402-50-3	166 ,247
KS	MS-3879A STD	401402-00-3	166 ,247
KS	MS-3882A	402402-00-4	288 ,478 ,571
KS	MS-3882A 0.25	402402-25-4	288 ,478 ,571
KS	MS-3882A 0.50	402402-50-4	288 ,478 ,571
KS	MS-3887A	402409-00-4	481 ,574
KS	MS-3887A 0.25	402409-25-4	481 ,574
KS	MS-3887A 0.50	402409-50-4	481 ,574
KS	MS-3887A 0.75	402409-75-4	481 ,574
KS	MS1408A	409612-00-4	1238
KS	MS1408A 0.25	409612-25-4	1238
KS	MS1408A 0.50	409612-50-4	1238
KS	TW-1028GP STD	419001-00-2	424 ,436 ,499 ,817 ,819 ,820 ,821
KS	TW-1070A	413503-00-1	94 ,157 ,443 ,452 ,455 ,458 ,465 ,498 ,499 ,502 ,864 ,1291
KS	TW-1070AL STD	413503-00-1	94 ,157 ,443 ,452 ,455 ,458 ,465 ,498 ,499 ,502 ,864 ,1291
KS	TW-1161A 0.10	419602-10-2	24 ,1238 ,1239 ,1240
KS	TW-1161A 0.15	419602-15-2	24 ,1238 ,1239 ,1240
KS	TW-1161A STD	419602-00-2	24 ,1238 ,1239 ,1240
KS	TW-1452A	419607-00-2	1239 to 1240

Cross Reference



Cross- Manu.	Reference-No.	SM-No.	On Page
KS	TW-1452A	419607-00-2	1239 to 1240
KS	TW-1452A 0.10	419607-10-2	1239 to 1240
KS	TW-1845A	418706-00-1	285 ,421 ,481 ,783 ,784
KS	TW1457A	411403-00-1	267 ,299 ,449 ,771 ,1199 ,1207 ,1237 ,1238 ,1243 ,1246
KS	TW1457A 0.10	411403-10-1	267 ,299 ,449 ,771 ,1199 ,1207 ,1237 ,1238 ,1243 ,1246
KS	TW1845A 0.10	418706-10-1	285 ,421 ,481 ,783 ,784

MAHLE	001AS18744000	411004-00-2	745 ,746 ,751 ,752 ,753
MAHLE	001AS18750000	411003-00-2	94 ,249 ,250 ,446 ,741 ,742 ,743 ,744 ,745 ,746 ,747 ,748 ,749 ,750 ,752 ,753 ,763 ,1191 ,1192 ,1193
MAHLE	001AS18750010	411003-10-2	94 ,249 ,250 ,446 ,741 ,742 ,743 ,744 ,745 ,746 ,747 ,748 ,749 ,750 ,752 ,753 ,763 ,1191 ,1192 ,1193
MAHLE	001AS18750020	411003-20-2	94 ,249 ,250 ,446 ,741 ,742 ,743 ,744 ,745 ,746 ,747 ,748 ,749 ,750 ,752 ,753 ,763 ,1191 ,1192 ,1193
MAHLE	001BB18799300	441006-00-1	249 ,742 ,743 ,744 ,748 ,749 ,1191 ,1192
MAHLE	001FL10328000	401009-00-12 401009-00-8	628 ,629 ,759 ,760
MAHLE	001FL21834000	401020-00-4	446 ,556 ,741 ,763
MAHLE	001FL21834025	401020-25-4	446 ,556 ,741 ,763
MAHLE	001HL10267000	401009-00-8	628 ,629 ,757 ,758 ,759 ,760 ,795 ,796 ,1155
MAHLE	001HL18335000	401003-00-4	754
MAHLE	001HL18335025	401003-25-4	754
MAHLE	001HL20044000	401012-00-4 401012-00-5	746 ,763
MAHLE	001HL20044025	401012-25-4 401012-25-5	746 ,763
MAHLE	001HL20044050	401012-50-4	746 ,763
MAHLE	001HL21956000	401020-00-4	446 ,556 ,741 ,763
MAHLE	001HL21956025	401020-25-4	446 ,556 ,741 ,763
MAHLE	001HS10001000	401003-00-6	755
MAHLE	001HS10001025	401003-25-6	755
MAHLE	001HS10001050	401003-50-6	755
MAHLE	001HS10001075	401003-75-6	755
MAHLE	001HS10003000	401009-00-8	628 ,629 ,757 ,758 ,759 ,760 ,795 ,796 ,1155
MAHLE	001HS10003025	401009-25-8	628 ,629 ,757 ,758 ,759 ,760 ,795 ,796 ,1155
MAHLE	001HS10003050	401009-50-8	628 ,629 ,757 ,758 ,759 ,760 ,795 ,796 ,1155
MAHLE	001HS10003075	401009-75-8	628 ,629 ,757 ,758 ,759 ,760 ,795 ,796 ,1155
MAHLE	001HS10003100	401009-100-8	628 ,629 ,757 ,758 ,759 ,760 ,795 ,796 ,1155
MAHLE	001HS10005000	401006-00-6	758 to 759
MAHLE	001HS10005025	401006-25-6	758 to 759
MAHLE	001HS10005050	401006-50-6	758 to 759
MAHLE	001HS10005075	401006-75-6	758 to 759
MAHLE	001HS10618000	401001-00-4	742 ,745 ,746 ,751 ,752 ,753 ,1152
MAHLE	001HS10618025	401001-25-4	742 ,745 ,746 ,751 ,752 ,753 ,1152
MAHLE	001HS10618050	401001-50-4	742 ,745 ,746 ,751 ,752 ,753 ,1152
MAHLE	001HS10618075	401001-75-4	742 ,745 ,746 ,751 ,752 ,753 ,1152
MAHLE	001HS10618100	401001-100-4	742 ,745 ,746 ,751 ,752 ,753 ,1152
MAHLE	001HS10643000	401008-00-4	746 ,751 ,752
MAHLE	001HS10643025	401008-25-4	746 ,751 ,752
MAHLE	001HS10643050	401008-50-4	746 ,751 ,752
MAHLE	001HS10643075	401008-75-4	746 ,751 ,752
MAHLE	001HS10704000	401005-00-4	249 ,250 ,742 ,743 ,744 ,747 ,748 ,749 ,750 ,753 ,1192 ,1193
MAHLE	001HS107040100	401005-100-4	249 ,250 ,742 ,743 ,744 ,747 ,748 ,749 ,750 ,753 ,1192 ,1193
MAHLE	001HS10704025	401005-25-4	249 ,250 ,742 ,743 ,744 ,747 ,748 ,749 ,750 ,753 ,1192 ,1193
MAHLE	001HS10704050	401005-50-4	249 ,250 ,742 ,743 ,744 ,747 ,748 ,749 ,750 ,753 ,1192 ,1193
MAHLE	001HS10704075	401005-75-4	249 ,250 ,742 ,743 ,744 ,747 ,748 ,749 ,750 ,753 ,1192 ,1193
MAHLE	001HS10705000	401005-00-5	249 ,250 ,743 ,744 ,745 ,747 ,748 ,749 ,750 ,1191 ,1192
MAHLE	001HS10705025	401005-25-5	249 ,250 ,743 ,744 ,745 ,747 ,748 ,749 ,750 ,1191 ,1192
MAHLE	001HS10705050	401005-50-5	249 ,250 ,743 ,744 ,745 ,747 ,748 ,749 ,750 ,1191 ,1192
MAHLE	001HS10705075	401005-75-5	249 ,250 ,743 ,744 ,745 ,747 ,748 ,749 ,750 ,1191 ,1192



Cross Reference

Cross- Manu.	Reference-No.	SM-No.	On Page
MAHLE	001HS10705075	401005-75-5	249 ,250 ,743 ,744 ,745 ,747 ,748 ,749 ,750 ,1191 ,1192
MAHLE	001HS10705100	401005-100-5	249 ,250 ,743 ,744 ,745 ,747 ,748 ,749 ,750 ,1191 ,1192
MAHLE	001HS10706000	401005-00-6	250 ,740 ,741 ,744 ,745 ,747 ,749 ,750 ,752 ,1192
MAHLE	001HS10706025	401005-25-6	250 ,740 ,741 ,744 ,745 ,747 ,749 ,750 ,752 ,1192
MAHLE	001HS10706050	401005-50-6	250 ,740 ,741 ,744 ,745 ,747 ,749 ,750 ,752 ,1192
MAHLE	001HS10767000	401004-00-4	756
MAHLE	001HS10767025	401004-25-4	756
MAHLE	001HS10768000	401004-00-6	296 ,756 ,757
MAHLE	001HS10768025	401004-25-6	296 ,756 ,757
MAHLE	001HS10768050	401004-50-6	296 ,756 ,757
MAHLE	001HS10768075	401004-75-6	296 ,756 ,757
MAHLE	001PL10177000	431002-00-1	758
MAHLE	001PL10264000	431014-00-1	628 ,629 ,757 ,758 ,759 ,760
MAHLE	001PL10264050	431014-50-1	628 ,629 ,757 ,758 ,759 ,760
MAHLE	001PL10305000	431010-00-4	742 to 743
MAHLE	001PL18196000	431005-00-1	581 ,629 ,795 ,1155 ,1188 ,1255
MAHLE	001PL18196025	431005-25-1	581 ,629 ,795 ,1155 ,1188 ,1255
MAHLE	001PL18196050	431005-50-1	581 ,629 ,795 ,1155 ,1188 ,1255
MAHLE	001PL20042000	431013-00-1	446 ,746 ,747 ,763
MAHLE	001PS10000000	431006-00-6	296 ,754 ,755 ,756 ,757
MAHLE	001PS10000025	431006-25-6	296 ,754 ,755 ,756 ,757
MAHLE	001PS10000050	431006-50-6	296 ,754 ,755 ,756 ,757
MAHLE	001PS10000075	431006-75-6	296 ,754 ,755 ,756 ,757
MAHLE	001PS10000100	431006-100-6	296 ,754 ,755 ,756 ,757
MAHLE	001PS10000125	431006-125-6	296 ,754 ,755 ,756 ,757
MAHLE	001PS10000150	431006-150-6	296 ,754 ,755 ,756 ,757
MAHLE	001PS10002000	431014-00-8	628 ,629 ,757 ,758 ,759 ,760 ,795 ,796 ,1155
MAHLE	001PS10002025	431014-25-8	628 ,629 ,757 ,758 ,759 ,760 ,795 ,796 ,1155
MAHLE	001PS10002050	431014-50-8	628 ,629 ,757 ,758 ,759 ,760 ,795 ,796 ,1155
MAHLE	001PS10004000	431002-00-6	758
MAHLE	001PS10004025	431002-25-6	758
MAHLE	001PS10004050	431002-50-6	758
MAHLE	001PS10004075	431002-75-6	758
MAHLE	001PS10004100	431002-100-6	758
MAHLE	001PS10578	431008-00-4	745 ,746 ,751 ,752 ,1152
MAHLE	001PS10578000	431008-00-4	745 ,746 ,751 ,752 ,1152
MAHLE	001PS10578025	431008-25-4	745 ,746 ,751 ,752 ,1152
MAHLE	001PS10578050	431008-50-4	745 ,746 ,751 ,752 ,1152
MAHLE	001PS10578075	431008-75-4	745 ,746 ,751 ,752 ,1152
MAHLE	001PS10578100	431008-100-4	745 ,746 ,751 ,752 ,1152
MAHLE	001PS10579000	431008-00-5	751 ,753
MAHLE	001PS10680000	431006-00-4	754 ,756 ,757
MAHLE	001PS10680025	431006-25-4	754 ,756 ,757
MAHLE	001PS10680050	431006-50-4	754 ,756 ,757
MAHLE	001PS10701	431010-00-4	742 to 743
MAHLE	001PS10701000	431010-00-4	742 to 743
MAHLE	001PS10701025	431010-25-4	742 to 743
MAHLE	001PS10701050	431010-50-4	742 to 743
MAHLE	001PS10702000	431010-00-5	743
MAHLE	001PS10702025	431010-25-5	743
MAHLE	001PS10702050	431010-50-5	743
MAHLE	001PS10702075	431010-75-5	743
MAHLE	001PS10703000	431010-00-6	744
MAHLE	001PS10703025	431010-25-6	744
MAHLE	001PS10703050	431010-50-6	744
MAHLE	001PS18203000	431012-00-5	743 ,745 ,749 ,1191
MAHLE	001PS18203025	431012-25-5	743 ,745 ,749 ,1191
MAHLE	001PS18203050	431012-50-5	743 ,745 ,749 ,1191

Cross Reference



Cross- Manu.	Reference-No.	SM-No.	On Page
MAHLE	001PS18203050	431012-50-5	743 ,745 ,749 ,1191
MAHLE	001PS18798000	431011-00-5	744 ,748 ,750 ,1192
MAHLE	001PS18798025	431011-25-5	744 ,748 ,750 ,1192
MAHLE	001PS18798050	431011-50-5	744 ,748 ,750 ,1192
MAHLE	001PS18813000	431011-00-4	742 ,744 ,748 ,749 ,1192
MAHLE	001PS18813025	431011-25-4	742 ,744 ,748 ,749 ,1192
MAHLE	001PS18813050	431011-50-4	742 ,744 ,748 ,749 ,1192
MAHLE	007AS20174000	412005-00-2	355 ,356 ,357 ,358 ,359 ,360 ,361 ,362 ,363 ,368 ,369 ,370 ,371 ,539 ,541 ,542 ,543 ,544 ,799
MAHLE	007AS20222200	412060-00-2	364 ,546
MAHLE	007HL20195200	402009-00-4	355 ,356 ,357 ,358 ,359 ,360 ,361 ,362 ,363 ,368 ,369 ,370 ,371 ,539 ,542 ,543 ,544 ,799
MAHLE	007HL20197200	402003-00-1 402003-00-4	354 ,355 ,356 ,357 ,358 ,361 ,362 ,368 ,369 ,370 ,539 ,541 ,1249
MAHLE	007HL20197210	402003-25-4	355 ,356 ,358 ,368 ,369 ,541 ,1249
MAHLE	007HL20197220	402003-50-4	355 ,356 ,358 ,368 ,369 ,541 ,1249
MAHLE	007HL20197230	402003-75-4	355 ,356 ,358 ,368 ,369 ,541 ,1249
MAHLE	007HL20334200 PAAR	402009-00-4	355 ,356 ,357 ,358 ,359 ,360 ,361 ,362 ,363 ,368 ,369 ,370 ,371 ,539 ,542 ,543 ,544 ,799
MAHLE	007HS18019000	403701-00-4	172 ,215 ,216 ,217 ,218 ,220 ,221 ,222 ,229 ,292 ,293 ,346 ,347 ,348 ,350 ,351 ,352 ,418 ,419 ,432 ,433 ,434 ,439 ,440 ,468 ,480 ,588 ,599 ,605 ,618 ,782 ,862 ,915 ,916 ,917 ,918 ,921 ,922 ,930 ,1057 ,1058 ,1207 ,1208 ,1215 ,1220 ,1289 ,1407
MAHLE	007HS18019030	403701-30-4	172 ,215 ,216 ,217 ,218 ,220 ,221 ,222 ,229 ,292 ,293 ,346 ,347 ,348 ,350 ,351 ,352 ,418 ,419 ,432 ,433 ,434 ,439 ,440 ,468 ,480 ,588 ,599 ,605 ,618 ,782 ,862 ,915 ,916 ,917 ,918 ,921 ,922 ,930 ,1057 ,1058 ,1207 ,1208 ,1215 ,1220 ,1289 ,1407
MAHLE	007HS18019050	403701-50-4	172 ,215 ,216 ,217 ,218 ,220 ,221 ,222 ,229 ,292 ,293 ,346 ,347 ,348 ,350 ,351 ,352 ,418 ,419 ,432 ,433 ,434 ,439 ,440 ,468 ,480 ,588 ,599 ,605 ,618 ,782 ,862 ,915 ,916 ,917 ,918 ,921 ,922 ,930 ,1057 ,1058 ,1207 ,1208 ,1215 ,1220 ,1289 ,1407
MAHLE	007HS18019080	403701-80-4	172 ,215 ,216 ,217 ,218 ,220 ,221 ,222 ,229 ,292 ,293 ,346 ,347 ,348 ,350 ,351 ,352 ,418 ,419 ,432 ,433 ,434 ,439 ,440 ,468 ,480 ,588 ,599 ,605 ,618 ,782 ,862 ,915 ,916 ,917 ,918 ,921 ,922 ,930 ,1057 ,1058 ,1207 ,1208 ,1215 ,1220 ,1289 ,1407
MAHLE	007HS18019100	403701-100-4	172 ,215 ,216 ,217 ,218 ,220 ,221 ,222 ,229 ,292 ,293 ,346 ,347 ,348 ,350 ,351 ,352 ,418 ,419 ,432 ,433 ,434 ,439 ,440 ,468 ,480 ,588 ,599 ,605 ,618 ,782 ,862 ,915 ,916 ,917 ,918 ,921 ,922 ,930 ,1057 ,1058 ,1207 ,1208 ,1215 ,1220 ,1289 ,1407
MAHLE	007HS20220200	402060-00-6	364 ,546
MAHLE	007HS20220210	402060-25-6	364 ,546
MAHLE	007HS20220220	402060-50-6	364 ,546
MAHLE	007HS20299200	402012-00-6	32 ,364 ,545 ,1249
MAHLE	007HS20359200	401108-00-4	224 ,354 ,537 ,538 ,791 ,864 ,926 ,1012 ,1013 ,1047 ,1048 ,1290 ,1291
MAHLE	007HS20367200	402010-00-6	32 ,365 ,547 ,1249
MAHLE	007HS20367210	402010-25-6	32 ,365 ,547 ,1249
MAHLE	007HS20370200	403806-00-4	15 ,94 ,352 ,354 ,537 ,538 ,596 ,600 ,1012 ,1013 ,1047 ,1152 ,1291
MAHLE	007HS20370210	403806-25-4	15 ,94 ,352 ,354 ,537 ,538 ,596 ,600 ,1012 ,1013 ,1047 ,1152 ,1291
MAHLE	007HS20370220	403806-50-4	15 ,94 ,352 ,354 ,537 ,538 ,596 ,600 ,1012 ,1013 ,1047 ,1152 ,1291
MAHLE	007HS218550000	403502-00-4	13 ,166 ,177 ,205 ,341 ,410 ,595 ,632 ,636 ,853 ,906 ,1199 ,1205 ,1220 ,1279
MAHLE	007HS218550025	403502-25-4	13 ,166 ,177 ,205 ,341 ,410 ,595 ,632 ,636 ,853 ,906 ,1199 ,1205 ,1220 ,1279
MAHLE	007HS218550050	403502-50-4	13 ,166 ,177 ,205 ,341 ,410 ,595 ,632 ,636 ,853 ,906 ,1199 ,1205 ,1220 ,1279
MAHLE	007HS21933000	402002-00-4	225 ,352 ,355 ,537 ,539 ,926
MAHLE	007HS21933025	402002-25-4	225 ,352 ,355 ,537 ,539 ,926
MAHLE	007PL20183200	432009-00-4	356 ,357 ,359 ,360 ,368 ,543
MAHLE	007PL20183210	432009-25-4	356 ,357 ,359 ,360 ,368 ,543
MAHLE	007PL20183250	432009-50-4	356 ,357 ,359 ,360 ,368 ,543
MAHLE	007PL20183275	432009-75-4	356 ,357 ,359 ,360 ,368 ,543
MAHLE	007PL20320200	432010-00-6	32 ,364 ,545 ,1249
MAHLE	007PL21852000	433504-00-4	13 ,166 ,177 ,205 ,341 ,410 ,595 ,632 ,636 ,853 ,906 ,1199 ,1205 ,1220 ,1279
MAHLE	007PL21852025	433504-25-4	13 ,166 ,177 ,205 ,341 ,410 ,595 ,632 ,636 ,853 ,906 ,1199 ,1205 ,1220 ,1279
MAHLE	007PL21852050	433504-50-4	13 ,166 ,177 ,205 ,341 ,410 ,595 ,632 ,636 ,853 ,906 ,1199 ,1205 ,1220 ,1279
MAHLE	007PL21899000	430102-00-4	4 ,13 ,177 ,285 ,342 ,410 ,596 ,1220 ,1279 ,1540
MAHLE	007PL21899025	430102-25-4	4 ,13 ,177 ,285 ,342 ,410 ,596 ,1220 ,1279 ,1540
MAHLE	007PL21899050	430102-50-4	4 ,13 ,177 ,285 ,342 ,410 ,596 ,1220 ,1279 ,1540
MAHLE	007PL21899075	430102-75-4	4 ,13 ,177 ,285 ,342 ,410 ,596 ,1220 ,1279 ,1540
MAHLE	007PL21899100	430102-100-4	4 ,13 ,177 ,285 ,342 ,410 ,596 ,1220 ,1279 ,1540
MAHLE	007PS18021000	433706-00-4	215 ,217 ,218 ,347 ,468 ,916 ,918 ,1057



Cross Reference

Cross- Manu.	Reference-No.	SM-No.	On Page
MAHLE	007PS18021000	433706-00-4	215 ,217 ,218 ,347 ,468 ,916 ,918 ,1057
MAHLE	007PS18021030	433706-30-4	215 ,217 ,218 ,347 ,468 ,916 ,918 ,1057
MAHLE	007PS18021050	433706-50-4	215 ,217 ,218 ,347 ,468 ,916 ,918 ,1057
MAHLE	007PS18021080	433706-80-4	215 ,217 ,218 ,347 ,468 ,916 ,918 ,1057
MAHLE	007PS20182	433807-25-4	15 ,94 ,224 ,354 ,537 ,538 ,600 ,791 ,864 ,926 ,1012 ,1013 ,1047 ,1048 ,1152 ,1290 ,1291
MAHLE	007PS20182200	433807-00-4	15 ,94 ,224 ,354 ,537 ,538 ,600 ,791 ,864 ,926 ,1012 ,1013 ,1047 ,1048 ,1152 ,1290 ,1291
MAHLE	007PS20192200	432012-00-6	32 ,365 ,547 ,1249
MAHLE	007PS20192210	432012-25-6	32 ,365 ,547 ,1249
MAHLE	007PS20215200	432060-00-6	364 ,546
MAHLE	007PS20215210	432060-25-6	364 ,546
MAHLE	007PS20215220	432060-50-6	364 ,546
MAHLE	007PS20224200	433815-00-4	15 ,94 ,354 ,537 ,538 ,600 ,757 ,1012 ,1013 ,1047 ,1048 ,1152
MAHLE	007PS20224210	433815-25-4	15 ,94 ,354 ,537 ,538 ,600 ,757 ,1012 ,1013 ,1047 ,1048 ,1152
MAHLE	007PS20224220	433815-50-4	15 ,94 ,354 ,537 ,538 ,600 ,757 ,1012 ,1013 ,1047 ,1048 ,1152
MAHLE	007PS20350200	433807-00-4	15 ,94 ,224 ,354 ,537 ,538 ,600 ,791 ,864 ,926 ,1012 ,1013 ,1047 ,1048 ,1152 ,1290 ,1291
MAHLE	007PS20460200	432001-00-4	341 ,342 ,344 ,595
MAHLE	007PS20460225	432001-25-4	341 ,342 ,344 ,595
MAHLE	007PS20460250	432001-50-4	341 ,342 ,344 ,595
MAHLE	007PS20460275	432001-75-4	341 ,342 ,344 ,595
MAHLE	007PS20524200	432005-00-4	341 ,343 ,595 ,1129
MAHLE	007PS20597200	432008-00-6	32 ,546
MAHLE	011FL19758000	403516-00-4	173 ,249 ,465 ,860 ,863 ,1286 ,1289 ,1290
MAHLE	011FL19758025	403516-25-4	173 ,249 ,465 ,860 ,863 ,1286 ,1289 ,1290
MAHLE	011FL19758050	403516-50-4	173 ,249 ,465 ,860 ,863 ,1286 ,1289 ,1290
MAHLE	011FL19758075	403516-75-4	173 ,249 ,465 ,860 ,863 ,1286 ,1289 ,1290
MAHLE	011FL21059000	403508-00-4	166 ,167 ,168 ,462 ,853 ,854 ,1205 ,1280
MAHLE	011FL21059025	403508-25-4	166 ,167 ,168 ,462 ,853 ,854 ,1205 ,1280
MAHLE	011FL21059050	403508-50-4	166 ,167 ,168 ,462 ,853 ,854 ,1205 ,1280
MAHLE	011HL19221000	400301-00-4	97 ,98 ,142 ,145 ,154 ,166 ,167 ,168 ,169 ,170 ,171 ,248 ,344 ,462 ,463 ,814 ,820 ,853 ,854 ,855 ,856 ,858 ,1061 ,1206 ,1279 ,1281 ,1282 ,1283 ,1285
MAHLE	011HL21060000	403508-00-4	166 ,167 ,168 ,462 ,853 ,854 ,1205 ,1280
MAHLE	011HL21060025	403508-25-4	166 ,167 ,168 ,462 ,853 ,854 ,1205 ,1280
MAHLE	011HL21060050	403508-50-4	166 ,167 ,168 ,462 ,853 ,854 ,1205 ,1280
MAHLE	011HS18118000	403506-00-4	98 ,154 ,170 ,171 ,172 ,173 ,248 ,249 ,464 ,498 ,588 ,857 ,859 ,860 ,861 ,863 ,1284 ,1285 ,1286 ,1288 ,1289 ,1290
MAHLE	011HS18118025	403506-25-4	98 ,154 ,170 ,171 ,172 ,173 ,248 ,249 ,464 ,498 ,588 ,857 ,859 ,860 ,861 ,863 ,1284 ,1285 ,1286 ,1288 ,1289 ,1290
MAHLE	011HS18118050	403506-50-4	98 ,154 ,170 ,171 ,172 ,173 ,248 ,249 ,464 ,498 ,588 ,857 ,859 ,860 ,861 ,863 ,1284 ,1285 ,1286 ,1288 ,1289 ,1290
MAHLE	011HS19223000	400301-00-4	97 ,98 ,142 ,145 ,154 ,166 ,167 ,168 ,169 ,170 ,171 ,248 ,344 ,462 ,463 ,814 ,820 ,853 ,854 ,855 ,856 ,858 ,1061 ,1206 ,1279 ,1281 ,1282 ,1283 ,1285
MAHLE	011HS19223025	400301-25-4	97 ,98 ,142 ,145 ,154 ,166 ,167 ,168 ,169 ,170 ,171 ,248 ,344 ,462 ,463 ,814 ,820 ,853 ,854 ,855 ,856 ,858 ,1061 ,1206 ,1279 ,1281 ,1282 ,1283 ,1285
MAHLE	011HS19223050	400301-50-4	97 ,98 ,142 ,145 ,154 ,166 ,167 ,168 ,169 ,170 ,171 ,248 ,344 ,462 ,463 ,814 ,820 ,853 ,854 ,855 ,856 ,858 ,1061 ,1206 ,1279 ,1281 ,1282 ,1283 ,1285
MAHLE	011HS19223075	400301-75-4	97 ,98 ,142 ,145 ,154 ,166 ,167 ,168 ,169 ,170 ,171 ,248 ,344 ,462 ,463 ,814 ,820 ,853 ,854 ,855 ,856 ,858 ,1061 ,1206 ,1279 ,1281 ,1282 ,1283 ,1285
MAHLE	011HS19223100	400301-100-4	97 ,98 ,142 ,145 ,154 ,166 ,167 ,168 ,169 ,170 ,171 ,248 ,344 ,462 ,463 ,814 ,820 ,853 ,854 ,855 ,856 ,858 ,1061 ,1206 ,1279 ,1281 ,1282 ,1283 ,1285
MAHLE	011HS19223125	400301-125-4	97 ,98 ,142 ,145 ,154 ,166 ,167 ,168 ,169 ,170 ,171 ,248 ,344 ,462 ,463 ,814 ,820 ,853 ,854 ,855 ,856 ,858 ,1061 ,1206 ,1279 ,1281 ,1282 ,1283 ,1285
MAHLE	011HS19561000	403509-00-4	168 ,171 ,248 ,861 ,1061 ,1287
MAHLE	011HS19561025	403509-25-4	168 ,171 ,248 ,861 ,1061 ,1287
MAHLE	011HS19561050	403509-50-4	168 ,171 ,248 ,861 ,1061 ,1287
MAHLE	011HS21952000	403506-00-4	98 ,154 ,170 ,171 ,172 ,173 ,248 ,249 ,464 ,498 ,588 ,857 ,859 ,860 ,861 ,863 ,1284 ,1285 ,1286 ,1288 ,1289 ,1290
MAHLE	011HS21952025	403506-25-4	98 ,154 ,170 ,171 ,172 ,173 ,248 ,249 ,464 ,498 ,588 ,857 ,859 ,860 ,861 ,863 ,1284 ,1285 ,1286 ,1288 ,1289 ,1290
MAHLE	011HS21952050	403506-50-4	98 ,154 ,170 ,171 ,172 ,173 ,248 ,249 ,464 ,498 ,588 ,857 ,859 ,860 ,861 ,863 ,1284 ,1285 ,1286 ,1288 ,1289 ,1290

Cross Reference



Cross- Manu.	Reference-No.	SM-No.	On Page
MAHLE	011HS21952050	403506-50-4	98 ,154 ,170 ,171 ,172 ,173 ,248 ,249 ,464 ,498 ,588 ,857 ,859 ,860 ,861 ,863 ,1284 ,1285 ,1286 ,1288 ,1289 ,1290
MAHLE	011PL21044000	433508-00-4	167 ,168 ,462 ,853 ,854 ,1205 ,1280
MAHLE	011PL21044025	433508-25-4	167 ,168 ,462 ,853 ,854 ,1205 ,1280
MAHLE	011PL21044050	433508-50-4	167 ,168 ,462 ,853 ,854 ,1205 ,1280
MAHLE	011PS18122000	433502-00-4	98 ,170 ,172 ,248 ,856 ,857 ,861 ,1284 ,1286 ,1288
MAHLE	011PS18122025	433502-25-4	98 ,170 ,172 ,248 ,856 ,857 ,861 ,1284 ,1286 ,1288
MAHLE	011PS18122050	433502-50-4	98 ,170 ,172 ,248 ,856 ,857 ,861 ,1284 ,1286 ,1288
MAHLE	011PS18724000	433501-00-4	98 ,170 ,171 ,172 ,173 ,248 ,249 ,464 ,498 ,588 ,857 ,859 ,861 ,863 ,1284 ,1285 ,1286 ,1288 ,1289 ,1290
MAHLE	011PS18724025	433501-25-4	98 ,170 ,171 ,172 ,173 ,248 ,249 ,464 ,498 ,588 ,857 ,859 ,861 ,863 ,1284 ,1285 ,1286 ,1288 ,1289 ,1290
MAHLE	011PS18724050	433501-50-4	98 ,170 ,171 ,172 ,173 ,248 ,249 ,464 ,498 ,588 ,857 ,859 ,861 ,863 ,1284 ,1285 ,1286 ,1288 ,1289 ,1290
MAHLE	011PS19557000	433516-00-4	860 ,1286
MAHLE	011PS19557025	433516-25-4	860 ,1286
MAHLE	011PS19557050	433516-50-4	860 ,1286
MAHLE	011PS19557075	433516-75-4	860 ,1286
MAHLE	011PS19560000	433509-00-4	171 ,861 ,1061 ,1287
MAHLE	011PS19560025	433509-25-4	171 ,861 ,1061 ,1287
MAHLE	011PS19560050	433509-50-4	171 ,861 ,1061 ,1287
MAHLE	011PS19563000	430302-00-4	97 ,98 ,142 ,145 ,154 ,166 ,167 ,168 ,169 ,170 ,171 ,248 ,344 ,462 ,463 ,814 ,820 ,853 ,854 ,855 ,856 ,858 ,859 ,1061 ,1206 ,1279 ,1281 ,1282 ,1285
MAHLE	011PS19563025	430302-25-4	97 ,98 ,142 ,145 ,154 ,166 ,167 ,168 ,169 ,170 ,171 ,248 ,344 ,462 ,463 ,814 ,820 ,853 ,854 ,855 ,856 ,858 ,859 ,1061 ,1206 ,1279 ,1281 ,1282 ,1285
MAHLE	011PS19563050	430302-50-4	97 ,98 ,142 ,145 ,154 ,166 ,167 ,168 ,169 ,170 ,171 ,248 ,344 ,462 ,463 ,814 ,820 ,853 ,854 ,855 ,856 ,858 ,859 ,1061 ,1206 ,1279 ,1281 ,1282 ,1285
MAHLE	011PS19563075	430302-75-4	97 ,98 ,142 ,145 ,154 ,166 ,167 ,168 ,169 ,170 ,171 ,248 ,344 ,462 ,463 ,814 ,820 ,853 ,854 ,855 ,856 ,858 ,859 ,1061 ,1206 ,1279 ,1281 ,1282 ,1285
MAHLE	011PS19563100	430302-100-4	97 ,98 ,142 ,145 ,154 ,166 ,167 ,168 ,169 ,170 ,171 ,248 ,344 ,462 ,463 ,814 ,820 ,853 ,854 ,855 ,856 ,858 ,859 ,1061 ,1206 ,1279 ,1281 ,1282 ,1285
MAHLE	011PS19563125	430302-125-4	97 ,98 ,142 ,145 ,154 ,166 ,167 ,168 ,169 ,170 ,171 ,248 ,344 ,462 ,463 ,814 ,820 ,853 ,854 ,855 ,856 ,858 ,859 ,1061 ,1206 ,1279 ,1281 ,1282 ,1285
MAHLE	014HS20080000	402105-00-4	416
MAHLE	014HS20080025	402105-25-4	416
MAHLE	014HS20080050	402105-50-4	416
MAHLE	014HS20540000	402103-00-4	421 ,422 ,423 ,435 ,436
MAHLE	014HS20540025	402103-25-4	421 ,422 ,423 ,435 ,436
MAHLE	014HS20540050	402103-50-4	421 ,422 ,423 ,435 ,436
MAHLE	014HS20803000	402112-00-4	417 ,420 ,421 ,434 ,657 ,659 ,663 ,1407
MAHLE	014HS20803025	402112-25-4	417 ,420 ,421 ,434 ,657 ,659 ,663 ,1407
MAHLE	014HS20803050	402112-50-4	417 ,420 ,421 ,434 ,657 ,659 ,663 ,1407
MAHLE	014HS21891000	402102-00-4	220 ,221 ,351 ,418 ,419 ,421 ,432 ,433 ,434 ,435 ,439 ,440 ,553 ,605 ,922
MAHLE	014HS21891025	402102-25-4	220 ,221 ,351 ,418 ,419 ,421 ,432 ,433 ,434 ,435 ,439 ,440 ,553 ,605 ,922
MAHLE	014PS20077000	432103-00-4	416
MAHLE	014PS2007725	432103-25-4	416
MAHLE	014PS2007750	432103-50-4	416
MAHLE	014PS20577000	432106-00-4	221 ,351 ,418 ,419 ,421 ,432 ,433 ,434 ,435 ,440 ,553 ,605 ,922
MAHLE	014PS20577025	432106-25-4	221 ,351 ,418 ,419 ,421 ,432 ,433 ,434 ,435 ,440 ,553 ,605 ,922
MAHLE	014PS20577050	432106-50-4	221 ,351 ,418 ,419 ,421 ,432 ,433 ,434 ,435 ,440 ,553 ,605 ,922
MAHLE	014PS20662025	432102-25-4	412 ,413 ,415 ,417 ,420 ,432 ,439 ,658
MAHLE	014PS20662050	432102-50-4	412 ,413 ,415 ,417 ,420 ,432 ,439 ,658
MAHLE	014PS20662075	432102-75-4	412 ,413 ,415 ,417 ,420 ,432 ,439 ,658
MAHLE	014PS20662100	432102-100-4	412 ,413 ,415 ,417 ,420 ,432 ,439 ,658
MAHLE	014PS20800000	432117-00-4	417 ,420 ,434 ,657 ,659 ,663 ,819 ,1407
MAHLE	014PS20800025	432117-25-4	417 ,420 ,434 ,657 ,659 ,663 ,819 ,1407
MAHLE	014PS20800050	432117-50-4	417 ,420 ,434 ,657 ,659 ,663 ,819 ,1407
MAHLE	021AS20009000	413803-00-1	23 ,24 ,243 ,618 ,780 ,781 ,816 ,857 ,858 ,860 ,1001 ,1005 ,1006 ,1007 ,1008 ,1009 ,1011 ,1207 ,1283 ,1284 ,1286 ,1404 ,1405 ,1406
MAHLE	021AS20009010	413803-10-1	23 ,24 ,243 ,618 ,780 ,781 ,816 ,857 ,858 ,860 ,1001 ,1005 ,1006 ,1007 ,1008 ,1009 ,1011 ,1207 ,1283 ,1284 ,1286 ,1404 ,1405 ,1406



Cross Reference

Cross- Manu.	Reference-No.	SM-No.	On Page
MAHLE	021AS20009010	413803-10-1	23 ,24 ,243 ,618 ,780 ,781 ,816 ,857 ,858 ,860 ,1001 ,1005 ,1006 ,1007 ,1008 ,1009 ,1011 ,1207 ,1283 ,1284 ,1286 ,1404 ,1405 ,1406
MAHLE	021AS20009015	413803-15-1	23 ,24 ,243 ,618 ,780 ,781 ,816 ,857 ,858 ,860 ,1001 ,1005 ,1006 ,1007 ,1008 ,1009 ,1011 ,1207 ,1283 ,1284 ,1286 ,1404 ,1405 ,1406
MAHLE	021AS20504000	411112-00-1	239 ,240 ,261 ,411 ,412 ,439 ,994 ,996 ,997 ,1403
MAHLE	021AS21966000	413802-00-1	240 ,241 ,242 ,491 ,618 ,622 ,740 ,814 ,815 ,999 ,1000 ,1001 ,1002 ,1003 ,1004 ,1206
MAHLE	021AS21966010	413802-10-1	240 ,241 ,242 ,491 ,618 ,622 ,740 ,814 ,815 ,999 ,1000 ,1001 ,1002 ,1003 ,1004 ,1206
MAHLE	021HS20004000	401301-00-4	23 ,239 ,240 ,261 ,994 ,995 ,996 ,997 ,998 ,999 ,1000 ,1001 ,1403 ,1404
MAHLE	021HS20004025	401301-25-4	23 ,239 ,240 ,261 ,994 ,995 ,996 ,997 ,998 ,999 ,1000 ,1001 ,1403 ,1404
MAHLE	021HS20004075	401301-75-4	23 ,239 ,240 ,261 ,994 ,995 ,996 ,997 ,998 ,999 ,1000 ,1001 ,1403 ,1404
MAHLE	021HS20005000	401101-00-4	178 ,223 ,557 ,923 ,1011 ,1012
MAHLE	021HS20005025	401101-25-4	178 ,223 ,557 ,923 ,1011 ,1012
MAHLE	021HS20005050	401101-50-4	178 ,223 ,557 ,923 ,1011 ,1012
MAHLE	021HS20005075	401101-75-4	178 ,223 ,557 ,923 ,1011 ,1012
MAHLE	021HS20005100	401101-100-4	178 ,223 ,557 ,923 ,1011 ,1012
MAHLE	021HS20010000	403802-00-4	23 ,24 ,781 ,1001 ,1005 ,1006 ,1007 ,1008 ,1404 ,1405 ,1406
MAHLE	021HS20010025	403802-25-4	23 ,24 ,781 ,1001 ,1005 ,1006 ,1007 ,1008 ,1404 ,1405 ,1406
MAHLE	021HS20010050	403802-50-4	23 ,24 ,781 ,1001 ,1005 ,1006 ,1007 ,1008 ,1404 ,1405 ,1406
MAHLE	021HS20010075	403802-75-4	23 ,24 ,781 ,1001 ,1005 ,1006 ,1007 ,1008 ,1404 ,1405 ,1406
MAHLE	021HS20012000	403803-00-4	243 ,618 ,780 ,781 ,816 ,857 ,858 ,860 ,1005 ,1006 ,1007 ,1008 ,1009 ,1207 ,1283 ,1284 ,1286
MAHLE	021HS20012025	403803-25-4	243 ,618 ,780 ,781 ,816 ,857 ,858 ,860 ,1005 ,1006 ,1007 ,1008 ,1009 ,1207 ,1283 ,1284 ,1286
MAHLE	021HS20012050	403803-50-4	243 ,618 ,780 ,781 ,816 ,857 ,858 ,860 ,1005 ,1006 ,1007 ,1008 ,1009 ,1207 ,1283 ,1284 ,1286
MAHLE	021HS20012075	403803-75-4	243 ,618 ,780 ,781 ,816 ,857 ,858 ,860 ,1005 ,1006 ,1007 ,1008 ,1009 ,1207 ,1283 ,1284 ,1286
MAHLE	021HS20154000	403804-00-4	208 ,240 ,241 ,491 ,618 ,622 ,740 ,814 ,815 ,998 ,999 ,1000 ,1001 ,1002 ,1003 ,1004 ,1206
MAHLE	021HS20154025	403804-25-4	208 ,240 ,241 ,491 ,618 ,622 ,740 ,814 ,815 ,998 ,999 ,1000 ,1001 ,1002 ,1003 ,1004 ,1206
MAHLE	021HS20154050	403804-50-4	208 ,240 ,241 ,491 ,618 ,622 ,740 ,814 ,815 ,998 ,999 ,1000 ,1001 ,1002 ,1003 ,1004 ,1206
MAHLE	021HS20154075	403804-75-4	208 ,240 ,241 ,491 ,618 ,622 ,740 ,814 ,815 ,998 ,999 ,1000 ,1001 ,1002 ,1003 ,1004 ,1206
MAHLE	021HS20155000	403805-00-4	242 ,1002 ,1003 ,1004
MAHLE	021HS20155025	403805-25-4	242 ,1002 ,1003 ,1004
MAHLE	021HS20155050	403805-50-4	242 ,1002 ,1003 ,1004
MAHLE	021HS20297000	403818-00-4	819 ,863 ,1011 ,1012 ,1290
MAHLE	021HS21725000	403514-00-4	818 ,862 ,1010 ,1011 ,1288 ,1289
MAHLE	021HS21725025	403514-25-4	818 ,862 ,1010 ,1011 ,1288 ,1289
MAHLE	021HS21725050	403514-50-4	818 ,862 ,1010 ,1011 ,1288 ,1289
MAHLE	021HS21725075	403514-75-4	818 ,862 ,1010 ,1011 ,1288 ,1289
MAHLE	021PL21722000	433514-00-4	818 ,862 ,1010 ,1011 ,1288
MAHLE	021PS18159000	433806-00-4	23 ,239 ,240 ,241 ,242 ,261 ,491 ,618 ,622 ,814 ,815 ,996 ,997 ,998 ,999 ,1000 ,1001 ,1002 ,1003 ,1004 ,1403 ,1404
MAHLE	021PS18159025	433806-25-4	23 ,239 ,240 ,241 ,242 ,261 ,491 ,618 ,622 ,814 ,815 ,996 ,997 ,998 ,999 ,1000 ,1001 ,1002 ,1003 ,1004 ,1403 ,1404
MAHLE	021PS18159050	433806-50-4	23 ,239 ,240 ,241 ,242 ,261 ,491 ,618 ,622 ,814 ,815 ,996 ,997 ,998 ,999 ,1000 ,1001 ,1002 ,1003 ,1004 ,1403 ,1404
MAHLE	021PS18159075	433806-75-4	23 ,239 ,240 ,241 ,242 ,261 ,491 ,618 ,622 ,814 ,815 ,996 ,997 ,998 ,999 ,1000 ,1001 ,1002 ,1003 ,1004 ,1403 ,1404
MAHLE	021PS19993000	431301-00-4	23 ,261 ,994 ,995 ,996 ,998 ,1403
MAHLE	021PS19993025	431301-25-4	23 ,261 ,994 ,995 ,996 ,998 ,1403
MAHLE	021PS19993050	431301-50-4	23 ,261 ,994 ,995 ,996 ,998 ,1403
MAHLE	021PS19993075	431301-75-4	23 ,261 ,994 ,995 ,996 ,998 ,1403
MAHLE	021PS19993100	431301-100-4	23 ,261 ,994 ,995 ,996 ,998 ,1403
MAHLE	021PS20002000	433804-00-4	1404 to 1406
MAHLE	021PS20293000	433825-00-4	819 ,863 ,1011 ,1012 ,1290
MAHLE	021PS20515000	433805-00-4 433826-00-4	240 ,618 ,622 ,740 ,814 ,815 ,999 ,1000 ,1206

Cross Reference



Cross- Manu.	Reference-No.	SM-No.	On Page
MAHLE	021PS20515000	433805-00-4 433826-00-4	240 ,618 ,622 ,740 ,814 ,815 ,999 ,1000 ,1206
MAHLE	021PS20515025	433805-25-4 433826-25-4	240 ,618 ,622 ,740 ,814 ,815 ,999 ,1000 ,1206
MAHLE	021PS20515050	433805-50-4 433826-50-4	240 ,618 ,622 ,740 ,814 ,815 ,999 ,1000 ,1206
MAHLE	021PS20515075	433805-75-4	240 ,618 ,622 ,740 ,814 ,815 ,999 ,1000 ,1206
MAHLE	029AS18668000	415001-00-2	24 ,61 ,62 ,63 ,64 ,65 ,66 ,67 ,68 ,69 ,70 ,71 ,72 ,73 ,74 ,75 ,76 ,77 ,78 ,79 ,80 ,81 ,82 ,83 ,84 ,85 ,90 ,91 ,413 ,414 ,415 ,416 ,422 ,439 ,556 ,628 ,781 ,782 ,816 ,1129 ,1130 ,1131 ,1132 ,1133 ,1134 ,1135 ,1136 ,1137 ,1138 ,1139 ,1140 ,1141 ,1142 ,1143 ,1144 ,1145 ,1146 ,1147 ,1148 ,1149 ,1150 ,1151 ,1167 ,1168 ,1169 ,1170 ,1171 ,1172 ,1173 ,1174 ,1175 ,1176 ,1177 ,1181 ,1480 ,1481 ,1482 ,1483 ,1484 ,1485 ,1486 ,1487 ,1488 ,1489 ,1490 ,1491 ,1492 ,1493 ,1494 ,1495 ,1496 ,1497 ,1498 ,1499 ,1500 ,1501 ,1502 ,1503 ,1504 ,1505 ,1506 ,1507 ,1508 ,1509 ,1510 ,1511 ,1512 ,1513 ,1514 ,1515 ,1516 ,1517 ,1518 ,1519 ,1520 ,1521 ,1522 ,1523 ,1524 ,1528 ,1529 ,1530 ,1531 ,1534 ,1535 ,1536 ,1537 ,1540
MAHLE	029AS18668010	415001-10-2	24 ,61 ,62 ,63 ,64 ,65 ,66 ,67 ,68 ,69 ,70 ,71 ,72 ,73 ,74 ,75 ,76 ,77 ,78 ,79 ,80 ,81 ,82 ,83 ,84 ,85 ,90 ,91 ,413 ,414 ,415 ,416 ,422 ,439 ,556 ,628 ,781 ,782 ,816 ,1129 ,1130 ,1131 ,1132 ,1133 ,1134 ,1135 ,1136 ,1137 ,1138 ,1139 ,1140 ,1141 ,1142 ,1143 ,1144 ,1145 ,1146 ,1147 ,1148 ,1149 ,1150 ,1151 ,1167 ,1168 ,1169 ,1170 ,1171 ,1172 ,1173 ,1174 ,1175 ,1176 ,1177 ,1181 ,1480 ,1481 ,1482 ,1483 ,1484 ,1485 ,1486 ,1487 ,1488 ,1489 ,1490 ,1491 ,1492 ,1493 ,1494 ,1495 ,1496 ,1497 ,1498 ,1499 ,1500 ,1501 ,1502 ,1503 ,1504 ,1505 ,1506 ,1507 ,1508 ,1509 ,1510 ,1511 ,1512 ,1513 ,1514 ,1515 ,1516 ,1517 ,1518 ,1519 ,1520 ,1521 ,1522 ,1523 ,1524 ,1528 ,1529 ,1530 ,1531 ,1534 ,1535 ,1536 ,1537 ,1540
MAHLE	029AS18668020	415001-20-2	24 ,61 ,62 ,63 ,64 ,65 ,66 ,67 ,68 ,69 ,70 ,71 ,72 ,73 ,74 ,75 ,76 ,77 ,78 ,79 ,80 ,81 ,82 ,83 ,84 ,85 ,90 ,91 ,413 ,414 ,415 ,416 ,422 ,439 ,556 ,628 ,781 ,782 ,816 ,1129 ,1130 ,1131 ,1132 ,1133 ,1134 ,1135 ,1136 ,1137 ,1138 ,1139 ,1140 ,1141 ,1142 ,1143 ,1144 ,1145 ,1146 ,1147 ,1148 ,1149 ,1150 ,1151 ,1167 ,1168 ,1169 ,1170 ,1171 ,1172 ,1173 ,1174 ,1175 ,1176 ,1177 ,1181 ,1480 ,1481 ,1482 ,1483 ,1484 ,1485 ,1486 ,1487 ,1488 ,1489 ,1490 ,1491 ,1492 ,1493 ,1494 ,1495 ,1496 ,1497 ,1498 ,1499 ,1500 ,1501 ,1502 ,1503 ,1504 ,1505 ,1506 ,1507 ,1508 ,1509 ,1510 ,1511 ,1512 ,1513 ,1514 ,1515 ,1516 ,1517 ,1518 ,1519 ,1520 ,1521 ,1522 ,1523 ,1524 ,1528 ,1529 ,1530 ,1531 ,1534 ,1535 ,1536 ,1537 ,1540
MAHLE	029AS20868000	415002-00-1	64 ,70 ,73 ,75 ,76 ,78 ,85 ,86 ,87 ,91 ,584 ,1129 ,1130 ,1132 ,1133 ,1138 ,1139 ,1141 ,1144 ,1149 ,1151 ,1168 ,1170 ,1172 ,1173 ,1177 ,1481 ,1482 ,1488 ,1490 ,1492 ,1493 ,1499 ,1500 ,1506 ,1507 ,1510 ,1521 ,1523 ,1534
MAHLE	029AS21966015	413802-15-1	240 ,241 ,242 ,491 ,618 ,622 ,740 ,814 ,815 ,999 ,1000 ,1001 ,1002 ,1003 ,1004 ,1206
MAHLE	029HL19910000	405021-00-4	69 ,70 ,80 ,81 ,413 ,415 ,422 ,556 ,628 ,781 ,782 ,1134 ,1135 ,1138 ,1139 ,1142 ,1146 ,1170 ,1171 ,1174 ,1176 ,1497 ,1498 ,1499 ,1501 ,1502 ,1510 ,1516 ,1517 ,1518 ,1530 ,1535 ,1536 ,1537
MAHLE	029HS10038000	405001-00-4	24 ,62 ,63 ,66 ,67 ,68 ,69 ,71 ,72 ,73 ,74 ,75 ,78 ,79 ,80 ,82 ,83 ,84 ,85 ,90 ,91 ,414 ,416 ,439 ,816 ,1131 ,1135 ,1136 ,1137 ,1140 ,1141 ,1142 ,1143 ,1144 ,1145 ,1147 ,1148 ,1149 ,1150 ,1167 ,1169 ,1170 ,1172 ,1173 ,1175 ,1483 ,1484 ,1487 ,1489 ,1490 ,1491 ,1492 ,1494 ,1495 ,1496 ,1498 ,1499 ,1500 ,1503 ,1504 ,1505 ,1507 ,1508 ,1509 ,1511 ,1512 ,1513 ,1514 ,1515 ,1518 ,1519 ,1520 ,1521 ,1522 ,1524 ,1529 ,1535 ,1536
MAHLE	029HS10038025	405001-25-4	24 ,62 ,63 ,66 ,67 ,68 ,69 ,71 ,72 ,73 ,74 ,75 ,78 ,79 ,80 ,82 ,83 ,84 ,85 ,90 ,91 ,414 ,416 ,439 ,816 ,1131 ,1135 ,1136 ,1137 ,1140 ,1141 ,1142 ,1143 ,1144 ,1145 ,1147 ,1148 ,1149 ,1150 ,1167 ,1169 ,1170 ,1172 ,1173 ,1175 ,1483 ,1484 ,1487 ,1489 ,1490 ,1491 ,1492 ,1494 ,1495 ,1496 ,1498 ,1499 ,1500 ,1503 ,1504 ,1505 ,1507 ,1508 ,1509 ,1511 ,1512 ,1513 ,1514 ,1515 ,1518 ,1519 ,1520 ,1521 ,1522 ,1524 ,1529 ,1535 ,1536
MAHLE	029HS10038050	405001-50-4	24 ,62 ,63 ,66 ,67 ,68 ,69 ,71 ,72 ,73 ,74 ,75 ,78 ,79 ,80 ,82 ,83 ,84 ,85 ,90 ,91 ,414 ,416 ,439 ,816 ,1131 ,1135 ,1136 ,1137 ,1140 ,1141 ,1142 ,1143 ,1144 ,1145 ,1147 ,1148 ,1149 ,1150 ,1167 ,1169 ,1170 ,1172 ,1173 ,1175 ,1483 ,1484 ,1487 ,1489 ,1490 ,1491 ,1492 ,1494 ,1495 ,1496 ,1498 ,1499 ,1500 ,1503 ,1504 ,1505 ,1507 ,1508 ,1509 ,1511 ,1512 ,1513 ,1514 ,1515 ,1518 ,1519 ,1520 ,1521 ,1522 ,1524 ,1529 ,1535 ,1536
MAHLE	029HS10038075	405001-75-4	24 ,62 ,63 ,66 ,67 ,68 ,69 ,71 ,72 ,73 ,74 ,75 ,78 ,79 ,80 ,82 ,83 ,84 ,85 ,90 ,91 ,414 ,416 ,439 ,816 ,1131 ,1135 ,1136 ,1137 ,1140 ,1141 ,1142 ,1143 ,1144 ,1145 ,1147 ,1148 ,1149 ,1150 ,1167 ,1169 ,1170 ,1172 ,1173 ,1175 ,1483 ,1484 ,1487 ,1489 ,1490 ,1491 ,1492 ,1494 ,1495 ,1496 ,1498 ,1499 ,1500 ,1503 ,1504 ,1505 ,1507 ,1508 ,1509 ,1511 ,1512 ,1513 ,1514 ,1515 ,1518 ,1519 ,1520 ,1521 ,1522 ,1524 ,1529 ,1535 ,1536
MAHLE	029HS10038100	405001-100-4	24 ,62 ,63 ,66 ,67 ,68 ,69 ,71 ,72 ,73 ,74 ,75 ,78 ,79 ,80 ,82 ,83 ,84 ,85 ,90 ,91 ,414 ,416 ,439 ,816 ,1131 ,1135 ,1136 ,1137 ,1140 ,1141 ,1142 ,1143 ,1144 ,1145 ,1147 ,1148 ,1149 ,1150 ,1167 ,1169 ,1170 ,1172 ,1173 ,1175 ,1483 ,1484 ,1487 ,1489 ,1490 ,1491 ,1492 ,1494 ,1495 ,1496 ,1498 ,1499 ,1500 ,1503 ,1504 ,1505 ,1507 ,1508 ,1509 ,1511 ,1512 ,1513 ,1514 ,1515 ,1518 ,1519 ,1520 ,1521 ,1522 ,1524 ,1529 ,1535 ,1536



Cross Reference

Cross- Manu.	Reference-No.	SM-No.	On Page
MAHLE	029HS10038100	405001-100-4	24 ,62 ,63 ,66 ,67 ,68 ,69 ,71 ,72 ,73 ,74 ,75 ,78 ,79 ,80 ,82 ,83 ,84 ,85 ,90 ,91 ,414 ,416 ,439 ,816 ,1131 ,1135 ,1136 ,1137 ,1140 ,1141 ,1142 ,1143 ,1144 ,1145 ,1147 ,1148 ,1149 ,1150 ,1167 ,1169 ,1170 ,1172 ,1173 ,1175 ,1483 ,1484 ,1487 ,1489 ,1490 ,1491 ,1492 ,1494 ,1495 ,1496 ,1498 ,1499 ,1500 ,1503 ,1504 ,1505 ,1507 ,1508 ,1509 ,1511 ,1512 ,1513 ,1514 ,1515 ,1518 ,1519 ,1520 ,1521 ,1522 ,1524 ,1529 ,1535 ,1536
MAHLE	029HS18067000	405018-00-4	24 ,62 ,63 ,65 ,66 ,67 ,68 ,69 ,70 ,71 ,72 ,74 ,75 ,82 ,83 ,84 ,85 ,414 ,1131 ,1135 ,1136 ,1137 ,1140 ,1141 ,1142 ,1143 ,1145 ,1147 ,1148 ,1149 ,1150 ,1167 ,1169 ,1170 ,1172 ,1173 ,1175 ,1483 ,1484 ,1486 ,1487 ,1489 ,1490 ,1491 ,1492 ,1495 ,1496 ,1497 ,1498 ,1499 ,1500 ,1503 ,1504 ,1505 ,1508 ,1509 ,1511 ,1512 ,1513 ,1514 ,1518 ,1520 ,1529 ,1540
MAHLE	029HS18067025	405018-25-4	24 ,62 ,63 ,65 ,66 ,67 ,68 ,69 ,70 ,71 ,72 ,74 ,75 ,82 ,83 ,84 ,85 ,414 ,1131 ,1135 ,1136 ,1137 ,1140 ,1141 ,1142 ,1143 ,1145 ,1147 ,1148 ,1149 ,1150 ,1167 ,1169 ,1170 ,1172 ,1173 ,1175 ,1483 ,1484 ,1486 ,1487 ,1489 ,1490 ,1491 ,1492 ,1495 ,1496 ,1497 ,1498 ,1499 ,1500 ,1503 ,1504 ,1505 ,1508 ,1509 ,1511 ,1512 ,1513 ,1514 ,1518 ,1520 ,1529 ,1540
MAHLE	029HS18067050	405018-50-4	24 ,62 ,63 ,65 ,66 ,67 ,68 ,69 ,70 ,71 ,72 ,74 ,75 ,82 ,83 ,84 ,85 ,414 ,1131 ,1135 ,1136 ,1137 ,1140 ,1141 ,1142 ,1143 ,1145 ,1147 ,1148 ,1149 ,1150 ,1167 ,1169 ,1170 ,1172 ,1173 ,1175 ,1483 ,1484 ,1486 ,1487 ,1489 ,1490 ,1491 ,1492 ,1495 ,1496 ,1497 ,1498 ,1499 ,1500 ,1503 ,1504 ,1505 ,1508 ,1509 ,1511 ,1512 ,1513 ,1514 ,1518 ,1520 ,1529 ,1540
MAHLE	029HS18071000	405002-00-4	24 ,61 ,62 ,63 ,64 ,65 ,66 ,67 ,71 ,72 ,74 ,75 ,76 ,79 ,80 ,81 ,82 ,83 ,84 ,85 ,90 ,91 ,241 ,816 ,1130 ,1131 ,1136 ,1140 ,1141 ,1146 ,1147 ,1148 ,1149 ,1167 ,1172 ,1173 ,1175 ,1480 ,1481 ,1482 ,1483 ,1484 ,1485 ,1486 ,1487 ,1493 ,1494 ,1495 ,1496 ,1500 ,1502 ,1503 ,1504 ,1505 ,1507 ,1508 ,1510 ,1511 ,1512 ,1516 ,1518 ,1535 ,1536
MAHLE	029HS18071025	405002-25-4	24 ,61 ,62 ,63 ,64 ,65 ,66 ,67 ,71 ,72 ,74 ,75 ,76 ,79 ,80 ,81 ,82 ,83 ,84 ,85 ,90 ,91 ,241 ,816 ,1130 ,1131 ,1136 ,1140 ,1141 ,1146 ,1147 ,1148 ,1149 ,1167 ,1172 ,1173 ,1175 ,1480 ,1481 ,1482 ,1483 ,1484 ,1485 ,1486 ,1487 ,1493 ,1494 ,1495 ,1496 ,1500 ,1502 ,1503 ,1504 ,1505 ,1507 ,1508 ,1510 ,1511 ,1512 ,1516 ,1518 ,1535 ,1536
MAHLE	029HS18071050	405002-50-4	24 ,61 ,62 ,63 ,64 ,65 ,66 ,67 ,71 ,72 ,74 ,75 ,76 ,79 ,80 ,81 ,82 ,83 ,84 ,85 ,90 ,91 ,241 ,816 ,1130 ,1131 ,1136 ,1140 ,1141 ,1146 ,1147 ,1148 ,1149 ,1167 ,1172 ,1173 ,1175 ,1480 ,1481 ,1482 ,1483 ,1484 ,1485 ,1486 ,1487 ,1493 ,1494 ,1495 ,1496 ,1500 ,1502 ,1503 ,1504 ,1505 ,1507 ,1508 ,1510 ,1511 ,1512 ,1516 ,1518 ,1535 ,1536
MAHLE	029HS18071075	405002-75-4	24 ,61 ,62 ,63 ,64 ,65 ,66 ,67 ,71 ,72 ,74 ,75 ,76 ,79 ,80 ,81 ,82 ,83 ,84 ,85 ,90 ,91 ,241 ,816 ,1130 ,1131 ,1136 ,1140 ,1141 ,1146 ,1147 ,1148 ,1149 ,1167 ,1172 ,1173 ,1175 ,1480 ,1481 ,1482 ,1483 ,1484 ,1485 ,1486 ,1487 ,1493 ,1494 ,1495 ,1496 ,1500 ,1502 ,1503 ,1504 ,1505 ,1507 ,1508 ,1510 ,1511 ,1512 ,1516 ,1518 ,1535 ,1536
MAHLE	029HS18071100	405002-100-4	24 ,61 ,62 ,63 ,64 ,65 ,66 ,67 ,71 ,72 ,74 ,75 ,76 ,79 ,80 ,81 ,82 ,83 ,84 ,85 ,90 ,91 ,241 ,816 ,1130 ,1131 ,1136 ,1140 ,1141 ,1146 ,1147 ,1148 ,1149 ,1167 ,1172 ,1173 ,1175 ,1480 ,1481 ,1482 ,1483 ,1484 ,1485 ,1486 ,1487 ,1493 ,1494 ,1495 ,1496 ,1500 ,1502 ,1503 ,1504 ,1505 ,1507 ,1508 ,1510 ,1511 ,1512 ,1516 ,1518 ,1535 ,1536
MAHLE	029HS19269000	405024-00-4	933 ,1524 ,1525
MAHLE	029HS19269100	405024-100-4	933 ,1524 ,1525
MAHLE	029HS19761000	405012-00-4	65 ,66 ,67 ,68 ,69 ,70 ,72 ,73 ,74 ,75 ,76 ,77 ,78 ,79 ,80 ,85 ,86 ,90 ,414 ,415 ,1131 ,1134 ,1135 ,1136 ,1137 ,1139 ,1140 ,1141 ,1143 ,1144 ,1145 ,1149 ,1150 ,1151 ,1167 ,1169 ,1170 ,1171 ,1172 ,1173 ,1175 ,1177 ,1480 ,1481 ,1486 ,1487 ,1489 ,1490 ,1491 ,1492 ,1496 ,1497 ,1498 ,1499 ,1500 ,1501 ,1502 ,1503 ,1505 ,1506 ,1507 ,1509 ,1510 ,1512 ,1513 ,1514 ,1515 ,1516 ,1519 ,1520 ,1521 ,1522 ,1524 ,1528 ,1529 ,1530 ,1531 ,1534 ,1535 ,1536
MAHLE	029HS19761025	405012-25-4	65 ,66 ,67 ,68 ,69 ,70 ,72 ,73 ,74 ,75 ,76 ,77 ,78 ,79 ,80 ,85 ,86 ,90 ,414 ,415 ,1131 ,1134 ,1135 ,1136 ,1137 ,1139 ,1140 ,1141 ,1143 ,1144 ,1145 ,1149 ,1150 ,1151 ,1167 ,1169 ,1170 ,1171 ,1172 ,1173 ,1175 ,1177 ,1480 ,1481 ,1486 ,1487 ,1489 ,1490 ,1491 ,1492 ,1496 ,1497 ,1498 ,1499 ,1500 ,1501 ,1502 ,1503 ,1505 ,1506 ,1507 ,1509 ,1510 ,1512 ,1513 ,1514 ,1515 ,1516 ,1519 ,1520 ,1521 ,1522 ,1524 ,1528 ,1529 ,1530 ,1531 ,1534 ,1535 ,1536
MAHLE	029HS19761050	405012-50-4	65 ,66 ,67 ,68 ,69 ,70 ,72 ,73 ,74 ,75 ,76 ,77 ,78 ,79 ,80 ,85 ,86 ,90 ,414 ,415 ,1131 ,1134 ,1135 ,1136 ,1137 ,1139 ,1140 ,1141 ,1143 ,1144 ,1145 ,1149 ,1150 ,1151 ,1167 ,1169 ,1170 ,1171 ,1172 ,1173 ,1175 ,1177 ,1480 ,1481 ,1486 ,1487 ,1489 ,1490 ,1491 ,1492 ,1496 ,1497 ,1498 ,1499 ,1500 ,1501 ,1502 ,1503 ,1505 ,1506 ,1507 ,1509 ,1510 ,1512 ,1513 ,1514 ,1515 ,1516 ,1519 ,1520 ,1521 ,1522 ,1524 ,1528 ,1529 ,1530 ,1531 ,1534 ,1535 ,1536
MAHLE	029HS19761075	405012-75-4	65 ,66 ,67 ,68 ,69 ,70 ,72 ,73 ,74 ,75 ,76 ,77 ,78 ,79 ,80 ,85 ,86 ,90 ,414 ,415 ,1131 ,1134 ,1135 ,1136 ,1137 ,1139 ,1140 ,1141 ,1143 ,1144 ,1145 ,1149 ,1150 ,1151 ,1167 ,1169 ,1170 ,1171 ,1172 ,1173 ,1175 ,1177 ,1480 ,1481 ,1486 ,1487 ,1489 ,1490 ,1491 ,1492 ,1496 ,1497 ,1498 ,1499 ,1500 ,1501 ,1502 ,1503 ,1505 ,1506 ,1507 ,1509 ,1510 ,1512 ,1513 ,1514 ,1515 ,1516 ,1519 ,1520 ,1521 ,1522 ,1524 ,1528 ,1529 ,1530 ,1531 ,1534 ,1535 ,1536
MAHLE	029HS19911000	405021-00-4	69 ,70 ,80 ,81 ,413 ,415 ,422 ,556 ,628 ,781 ,782 ,1134 ,1135 ,1138 ,1139 ,1142 ,1146 ,1170 ,1171 ,1174 ,1176 ,1497 ,1498 ,1499 ,1501 ,1502 ,1510 ,1516 ,1517 ,1518 ,1530 ,1535 ,1536 ,1537

Cross Reference



Cross- Manu.	Reference-No.	SM-No.	On Page
MAHLE	029HS19911000	405021-00-4	69 ,70 ,80 ,81 ,413 ,415 ,422 ,556 ,628 ,781 ,782 ,1134 ,1135 ,1138 ,1139 ,1142 ,1146 ,1170 ,1171 ,1174 ,1176 ,1497 ,1498 ,1499 ,1501 ,1502 ,1510 ,1516 ,1517 ,1518 ,1530 ,1535 ,1536 ,1537
MAHLE	029HS19911025	405021-25-4	69 ,70 ,80 ,81 ,413 ,415 ,422 ,556 ,628 ,781 ,782 ,1134 ,1135 ,1138 ,1139 ,1142 ,1146 ,1170 ,1171 ,1174 ,1176 ,1497 ,1498 ,1499 ,1501 ,1502 ,1510 ,1516 ,1517 ,1518 ,1530 ,1535 ,1536 ,1537
MAHLE	029HS19911050	405021-50-4	69 ,70 ,80 ,81 ,413 ,415 ,422 ,556 ,628 ,781 ,782 ,1134 ,1135 ,1138 ,1139 ,1142 ,1146 ,1170 ,1171 ,1174 ,1176 ,1497 ,1498 ,1499 ,1501 ,1502 ,1510 ,1516 ,1517 ,1518 ,1530 ,1535 ,1536 ,1537
MAHLE	029HS20560000	405005-00-4	73 ,74 ,75 ,76 ,77 ,78 ,79 ,80 ,85 ,86 ,87 ,90 ,91 ,584 ,1140 ,1141 ,1143 ,1144 ,1145 ,1146 ,1149 ,1150 ,1151 ,1172 ,1173 ,1175 ,1177 ,1505 ,1506 ,1507 ,1509 ,1510 ,1512 ,1513 ,1514 ,1515 ,1516 ,1519 ,1520 ,1521 ,1522 ,1523 ,1529 ,1530
MAHLE	029HS20864000	405015-00-4	74 ,78 ,79 ,1146 ,1176 ,1506 ,1507 ,1517 ,1529
MAHLE	029HS20864025	405015-25-4	74 ,78 ,79 ,1146 ,1176 ,1506 ,1507 ,1517 ,1529
MAHLE	029HS20864050	405015-50-4	74 ,78 ,79 ,1146 ,1176 ,1506 ,1507 ,1517 ,1529
MAHLE	029HS21018000	405014-00-4	64 ,70 ,1129 ,1130 ,1131 ,1132 ,1133 ,1134 ,1167 ,1168 ,1169 ,1172 ,1181 ,1480 ,1481 ,1482 ,1487 ,1488 ,1489 ,1490 ,1491 ,1492 ,1493 ,1502 ,1523 ,1528 ,1534
MAHLE	029HS21018025	405014-25-4	64 ,70 ,1129 ,1130 ,1131 ,1132 ,1133 ,1134 ,1167 ,1168 ,1169 ,1172 ,1181 ,1480 ,1481 ,1482 ,1487 ,1488 ,1489 ,1490 ,1491 ,1492 ,1493 ,1502 ,1523 ,1528 ,1534
MAHLE	029HS21018050	405014-50-4	64 ,70 ,1129 ,1130 ,1131 ,1132 ,1133 ,1134 ,1167 ,1168 ,1169 ,1172 ,1181 ,1480 ,1481 ,1482 ,1487 ,1488 ,1489 ,1490 ,1491 ,1492 ,1493 ,1502 ,1523 ,1528 ,1534
MAHLE	029PL20033000	435003-00-4	76 ,78 ,79 ,85 ,86 ,90 ,91 ,1132 ,1133 ,1141 ,1145 ,1146 ,1151 ,1173 ,1175 ,1177 ,1488 ,1489 ,1490 ,1506 ,1510 ,1515 ,1519 ,1520 ,1521 ,1523 ,1535
MAHLE	029PL20036000	435014-00-4	64 ,1133 ,1134 ,1168 ,1488 ,1492 ,1493 ,1534
MAHLE	029PL20036025	435014-25-4	64 ,1133 ,1134 ,1168 ,1488 ,1492 ,1493 ,1534
MAHLE	029PL20036050	435014-50-4	64 ,1133 ,1134 ,1168 ,1488 ,1492 ,1493 ,1534
MAHLE	029PL21015000	435002-00-4	62 ,72 ,73 ,74 ,75 ,76 ,77 ,78 ,82 ,83 ,84 ,85 ,1140 ,1141 ,1142 ,1143 ,1144 ,1147 ,1148 ,1149 ,1150 ,1172 ,1173 ,1177 ,1483 ,1489 ,1505 ,1506 ,1507 ,1508 ,1509 ,1510 ,1511 ,1512 ,1513 ,1514 ,1515 ,1518 ,1519 ,1520 ,1521 ,1522 ,1529 ,1530 ,1536
MAHLE	029PL21015025	435002-25-4	62 ,72 ,73 ,74 ,75 ,76 ,77 ,78 ,82 ,83 ,84 ,85 ,1140 ,1141 ,1142 ,1143 ,1144 ,1147 ,1148 ,1149 ,1150 ,1172 ,1173 ,1177 ,1483 ,1489 ,1505 ,1506 ,1507 ,1508 ,1509 ,1510 ,1511 ,1512 ,1513 ,1514 ,1515 ,1518 ,1519 ,1520 ,1521 ,1522 ,1529 ,1530 ,1536
MAHLE	029PL21015050	435002-50-4	62 ,72 ,73 ,74 ,75 ,76 ,77 ,78 ,82 ,83 ,84 ,85 ,1140 ,1141 ,1142 ,1143 ,1144 ,1147 ,1148 ,1149 ,1150 ,1172 ,1173 ,1177 ,1483 ,1489 ,1505 ,1506 ,1507 ,1508 ,1509 ,1510 ,1511 ,1512 ,1513 ,1514 ,1515 ,1518 ,1519 ,1520 ,1521 ,1522 ,1529 ,1530 ,1536
MAHLE	029PL21015075	435002-75-4	62 ,72 ,73 ,74 ,75 ,76 ,77 ,78 ,82 ,83 ,84 ,85 ,1140 ,1141 ,1142 ,1143 ,1144 ,1147 ,1148 ,1149 ,1150 ,1172 ,1173 ,1177 ,1483 ,1489 ,1505 ,1506 ,1507 ,1508 ,1509 ,1510 ,1511 ,1512 ,1513 ,1514 ,1515 ,1518 ,1519 ,1520 ,1521 ,1522 ,1529 ,1530 ,1536
MAHLE	029PL21015100	435002-100-4	62 ,72 ,73 ,74 ,75 ,76 ,77 ,78 ,82 ,83 ,84 ,85 ,1140 ,1141 ,1142 ,1143 ,1144 ,1147 ,1148 ,1149 ,1150 ,1172 ,1173 ,1177 ,1483 ,1489 ,1505 ,1506 ,1507 ,1508 ,1509 ,1510 ,1511 ,1512 ,1513 ,1514 ,1515 ,1518 ,1519 ,1520 ,1521 ,1522 ,1529 ,1530 ,1536
MAHLE	029PS10248000	435005-00-4	68 ,69 ,414 ,1135 ,1136 ,1169 ,1170 ,1498 ,1499 ,1500 ,1529
MAHLE	029PS10248025	435005-25-4	68 ,69 ,414 ,1135 ,1136 ,1169 ,1170 ,1498 ,1499 ,1500 ,1529
MAHLE	029PS10248050	435005-50-4	68 ,69 ,414 ,1135 ,1136 ,1169 ,1170 ,1498 ,1499 ,1500 ,1529
MAHLE	029PS18146000	435002-00-4	62 ,72 ,73 ,74 ,75 ,76 ,77 ,78 ,82 ,83 ,84 ,85 ,1140 ,1141 ,1142 ,1143 ,1144 ,1147 ,1148 ,1149 ,1150 ,1172 ,1173 ,1177 ,1483 ,1489 ,1505 ,1506 ,1507 ,1508 ,1509 ,1510 ,1511 ,1512 ,1513 ,1514 ,1515 ,1518 ,1519 ,1520 ,1521 ,1522 ,1529 ,1530 ,1536
MAHLE	029PS18146025	435002-25-4	62 ,72 ,73 ,74 ,75 ,76 ,77 ,78 ,82 ,83 ,84 ,85 ,1140 ,1141 ,1142 ,1143 ,1144 ,1147 ,1148 ,1149 ,1150 ,1172 ,1173 ,1177 ,1483 ,1489 ,1505 ,1506 ,1507 ,1508 ,1509 ,1510 ,1511 ,1512 ,1513 ,1514 ,1515 ,1518 ,1519 ,1520 ,1521 ,1522 ,1529 ,1530 ,1536
MAHLE	029PS18146050	435002-50-4	62 ,72 ,73 ,74 ,75 ,76 ,77 ,78 ,82 ,83 ,84 ,85 ,1140 ,1141 ,1142 ,1143 ,1144 ,1147 ,1148 ,1149 ,1150 ,1172 ,1173 ,1177 ,1483 ,1489 ,1505 ,1506 ,1507 ,1508 ,1509 ,1510 ,1511 ,1512 ,1513 ,1514 ,1515 ,1518 ,1519 ,1520 ,1521 ,1522 ,1529 ,1530 ,1536
MAHLE	029PS19909000	435017-00-4	69 ,80 ,81 ,413 ,415 ,782 ,1135 ,1138 ,1142 ,1146 ,1171 ,1174 ,1176 ,1497 ,1501 ,1510 ,1516 ,1517 ,1531 ,1535 ,1537
MAHLE	029PS19909025	435017-25-4	69 ,80 ,81 ,413 ,415 ,782 ,1135 ,1138 ,1142 ,1146 ,1171 ,1174 ,1176 ,1497 ,1501 ,1510 ,1516 ,1517 ,1531 ,1535 ,1537
MAHLE	029PS19909050	435017-50-4	69 ,80 ,81 ,413 ,415 ,782 ,1135 ,1138 ,1142 ,1146 ,1171 ,1174 ,1176 ,1497 ,1501 ,1510 ,1516 ,1517 ,1531 ,1535 ,1537
MAHLE	029PS19909075	435017-75-4	69 ,80 ,81 ,413 ,415 ,782 ,1135 ,1138 ,1142 ,1146 ,1171 ,1174 ,1176 ,1497 ,1501 ,1510 ,1516 ,1517 ,1531 ,1535 ,1537
MAHLE	029PS19994000	433803-00-4	23 ,24 ,241 ,780 ,781 ,930 ,1001 ,1005 ,1006 ,1007 ,1008 ,1404 ,1405 ,1406



Cross Reference

Cross- Manu.	Reference-No.	SM-No.	On Page
MAHLE	029PS19994000	433803-00-4	23 ,24 ,241 ,780 ,781 ,930 ,1001 ,1005 ,1006 ,1007 ,1008 ,1404 ,1405 ,1406
MAHLE	029PS19994025	433803-25-4	23 ,24 ,241 ,780 ,781 ,930 ,1001 ,1005 ,1006 ,1007 ,1008 ,1404 ,1405 ,1406
MAHLE	029PS19994050	433803-50-4	23 ,24 ,241 ,780 ,781 ,930 ,1001 ,1005 ,1006 ,1007 ,1008 ,1404 ,1405 ,1406
MAHLE	029PS19994075	433803-75-4	23 ,24 ,241 ,780 ,781 ,930 ,1001 ,1005 ,1006 ,1007 ,1008 ,1404 ,1405 ,1406
MAHLE	029PS20037000	435014-00-4	64 ,1133 ,1134 ,1168 ,1488 ,1492 ,1493 ,1534
MAHLE	029PS20037025	435014-25-4	64 ,1133 ,1134 ,1168 ,1488 ,1492 ,1493 ,1534
MAHLE	029PS20037050	435014-50-4	64 ,1133 ,1134 ,1168 ,1488 ,1492 ,1493 ,1534
MAHLE	029PS20896000	435021-00-4	78 ,79 ,1146 ,1176 ,1507 ,1515 ,1517 ,1529 ,1535
MAHLE	029PS20896025	435021-25-4	78 ,79 ,1146 ,1176 ,1507 ,1515 ,1517 ,1529 ,1535
MAHLE	029PS20896050	435021-50-4	78 ,79 ,1146 ,1176 ,1507 ,1515 ,1517 ,1529 ,1535
MAHLE	034PS18063000	435008-00-4	61 ,63 ,1130 ,1480 ,1481 ,1482 ,1483 ,1484 ,1495
MAHLE	037AS10651000	415101-00-2	1411 to 1412
MAHLE	037AS10668000	415104-00-2	1017 ,1018 ,1411 ,1412 ,1413 ,1414 ,1419 ,1420
MAHLE	037AS10668025	415104-25-2	1017 ,1018 ,1411 ,1412 ,1413 ,1414 ,1419 ,1420
MAHLE	037AS10668050	415104-50-2	1017 ,1018 ,1411 ,1412 ,1413 ,1414 ,1419 ,1420
MAHLE	037AS18785200	415106-00-2	1409 to 1410
MAHLE	037AS18785225	415106-25-2	1409 to 1410
MAHLE	037AS18785250	415106-50-2	1409 to 1410
MAHLE	037HL18056200	405106-00-6	1409 to 1410
MAHLE	037HS10589000	405104-00-6	1413
MAHLE	037HS10589050	405104-50-6	1413
MAHLE	037HS10589075	405104-75-6	1413
MAHLE	037HS10589200	405104-00-6	1413
MAHLE	037HS10589210	405104-25-6	1413
MAHLE	037HS10596000	405101-00-6	1411 to 1412
MAHLE	037HS10596025	405101-25-6	1411 to 1412
MAHLE	037HS10596050	405101-50-6	1411 to 1412
MAHLE	037HS10596075	405101-75-6	1411 to 1412
MAHLE	037HS18057200	405106-00-6	1409 to 1410
MAHLE	037HS18057210	405106-25-6	1409 to 1410
MAHLE	037HS18057220	405106-50-6	1409 to 1410
MAHLE	037HS18057230	405106-75-6	1409 to 1410
MAHLE	037HS21041000	405103-00-6	1018 ,1053 ,1414 ,1415 ,1420
MAHLE	037HS21041025	405103-25-6	1018 ,1053 ,1414 ,1415 ,1420
MAHLE	037NS2196200	465103-00-7	
MAHLE	037PL10324000	435104-00-6	1413
MAHLE	037PL18052200	435108-00-6	1409 to 1410
MAHLE	037PL18052210	435108-25-6	1409 to 1410
MAHLE	037PL18052220	435108-50-6	1409 to 1410
MAHLE	037PL18717200	435107-00-6	1408 to 1409
MAHLE	037PL18717220	435107-50-6	1408 to 1409
MAHLE	037PS10588000	435106-00-6	1413
MAHLE	037PS10588025	435106-25-6	1413
MAHLE	037PS10595000	435102-00-6	1411 to 1412
MAHLE	037PS10682000	435109-00-6	1411
MAHLE	037PS10682025	435109-25-6	1411
MAHLE	037PS10682050	435109-50-6	1411
MAHLE	037PS10683025	435104-25-6	1413
MAHLE	037PS10683050	435104-50-6	1413
MAHLE	038HL20096000	405105-00-6	1017 ,1052 ,1411 ,1412 ,1419 ,1420
MAHLE	038HL20096025	405105-25-6	1017 ,1052 ,1411 ,1412 ,1419 ,1420
MAHLE	038HL20100000	405103-00-6	1018 ,1053 ,1414 ,1415 ,1420
MAHLE	038HS20101000	405108-00-6	1414
MAHLE	038HS20101025	405108-25-6	1414
MAHLE	038HS20101050	405108-50-6	1414
MAHLE	038NS19919000	465101-00-7	1414
MAHLE	038PS19915000	435111-00-6	1053 ,1414 ,1420
MAHLE	038PS19915025	435111-25-6	1053 ,1414 ,1420

Cross Reference



Cross- Manu.	Reference-No.	SM-No.	On Page
MAHLE	038PS19915025	435111-25-6	1053 ,1414 ,1420
MAHLE	038PS19915050	435111-50-6	1053 ,1414 ,1420
MAHLE	038PS20862000	435116-00-6	1018 ,1414 ,1415 ,1420
MAHLE	03910074030	432101-30-4	25 ,262 ,424 ,619 ,926 ,1193 ,1216 ,1217
MAHLE	039AS19963000	411103-00-1	205 ,206 ,208 ,211 ,212 ,633 ,906 ,907 ,908 ,911 ,912 ,913 ,998 ,1212 ,1213 ,1214
MAHLE	039AS19963010	411103-10-1	205 ,206 ,208 ,211 ,212 ,633 ,906 ,907 ,908 ,911 ,912 ,913 ,998 ,1212 ,1213 ,1214
MAHLE	039AS19963015	411103-15-1	205 ,206 ,208 ,211 ,212 ,633 ,906 ,907 ,908 ,911 ,912 ,913 ,998 ,1212 ,1213 ,1214
MAHLE	039AS19967000	411101-00-2	172 ,215 ,216 ,217 ,218 ,220 ,221 ,229 ,292 ,293 ,346 ,348 ,350 ,351 ,418 ,432 ,433 ,439 ,588 ,599 ,605 ,618 ,782 ,862 ,916 ,917 ,918 ,919 ,921 ,930 ,1058 ,1207 ,1208 ,1215 ,1220 ,1289 ,1407
MAHLE	039AS21056000	411102-00-1	207 ,208 ,209 ,210 ,291 ,343 ,411 ,412 ,420 ,430 ,654 ,771 ,780 ,854 ,909 ,910 ,1205 ,1206 ,1281 ,1404
MAHLE	039AS21056010	411102-10-1	207 ,208 ,209 ,210 ,291 ,343 ,411 ,412 ,420 ,430 ,654 ,771 ,780 ,854 ,909 ,910 ,1205 ,1206 ,1281 ,1404
MAHLE	039AS21056015	411102-15-1	207 ,208 ,209 ,210 ,291 ,343 ,411 ,412 ,420 ,430 ,654 ,771 ,780 ,854 ,909 ,910 ,1205 ,1206 ,1281 ,1404
MAHLE	039HL21053000	401103-00-4	207 ,208 ,209 ,210 ,291 ,343 ,411 ,412 ,420 ,430 ,654 ,771 ,780 ,854 ,909 ,910 ,1205 ,1206 ,1281 ,1403 ,1404
MAHLE	039HL21053025	401103-25-4	207 ,208 ,209 ,210 ,291 ,343 ,411 ,412 ,420 ,430 ,654 ,771 ,780 ,854 ,909 ,910 ,1205 ,1206 ,1281 ,1403 ,1404
MAHLE	039HL21053030	401103-30-4	207 ,208 ,209 ,210 ,291 ,343 ,411 ,412 ,420 ,430 ,654 ,771 ,780 ,854 ,909 ,910 ,1205 ,1206 ,1281 ,1403 ,1404
MAHLE	039HS10075000	402101-00-4	25 ,262 ,424 ,619 ,923 ,925 ,926 ,1193 ,1216 ,1217
MAHLE	039HS10075080	402101-80-4	25 ,262 ,424 ,619 ,923 ,925 ,926 ,1193 ,1216 ,1217
MAHLE	039HS10075100	402101-100-4	25 ,262 ,424 ,619 ,923 ,925 ,926 ,1193 ,1216 ,1217
MAHLE	039HS19969000	401106-00-4	205 ,206 ,207 ,208 ,210 ,211 ,212 ,228 ,343 ,906 ,907 ,908 ,910 ,911 ,912 ,1057 ,1212 ,1540
MAHLE	039HS19969030	401106-30-4	205 ,206 ,207 ,208 ,210 ,211 ,212 ,228 ,343 ,906 ,907 ,908 ,910 ,911 ,912 ,1057 ,1212 ,1540
MAHLE	039HS19969050	401106-50-4	205 ,206 ,207 ,208 ,210 ,211 ,212 ,228 ,343 ,906 ,907 ,908 ,910 ,911 ,912 ,1057 ,1212 ,1540
MAHLE	039HS19969080	401106-80-4	205 ,206 ,207 ,208 ,210 ,211 ,212 ,228 ,343 ,906 ,907 ,908 ,910 ,911 ,912 ,1057 ,1212 ,1540
MAHLE	039HS19970000	401109-00-4	217 ,218 ,348 ,918 ,919
MAHLE	039HS19970030	401109-30-4	217 ,218 ,348 ,918 ,919
MAHLE	039HS19970050	401109-50-4	217 ,218 ,348 ,918 ,919
MAHLE	039HS19971000	401102-00-4	211 ,214 ,215 ,229 ,633 ,914 ,915 ,916 ,929 ,1057
MAHLE	039HS20480000	403704-00-4	619 ,923 ,925
MAHLE	039HS20480030	403704-30-4	619 ,923 ,925
MAHLE	039HS20480050	403704-50-4	619 ,923 ,925
MAHLE	039HS20480080	403704-80-4	619 ,923 ,925
MAHLE	039PS10074080	432101-80-4	25 ,262 ,424 ,619 ,926 ,1193 ,1216 ,1217
MAHLE	039PS10074100	432101-100-4	25 ,262 ,424 ,619 ,926 ,1193 ,1216 ,1217
MAHLE	039PS1803700	433701-00-4	215 ,216 ,217 ,218 ,346 ,348 ,480 ,588 ,916 ,917 ,918 ,1058 ,1207 ,1215
MAHLE	039PS1803740	433701-100-4	215 ,216 ,217 ,218 ,346 ,348 ,480 ,588 ,916 ,917 ,918 ,1058 ,1207 ,1215
MAHLE	039PS19937000	433703-00-4	205 ,906
MAHLE	039PS19937030	433703-30-4	205 ,906
MAHLE	039PS19937050	433703-50-4	205 ,906
MAHLE	039PS19938000	433711-00-4	221 ,352 ,915 ,922
MAHLE	039PS19938030	433711-30-4	221 ,352 ,915 ,922
MAHLE	039PS19938050	433711-50-4	221 ,352 ,915 ,922
MAHLE	039PS19941000	433702-00-4	207 ,212 ,213 ,228 ,343 ,907 ,908 ,910 ,911 ,913 ,1540
MAHLE	039PS19943	431104-00-4	205 ,206 ,207 ,208 ,210 ,211 ,212 ,214 ,215 ,906 ,907 ,908 ,911 ,912 ,913 ,915 ,916 ,929 ,998 ,1212 ,1213 ,1214
MAHLE	039PS19943030	431104-30-4	205 ,206 ,207 ,208 ,210 ,211 ,212 ,214 ,215 ,906 ,907 ,908 ,911 ,912 ,913 ,915 ,916 ,929 ,998 ,1212 ,1213 ,1214
MAHLE	039PS19943050	431104-50-4	205 ,206 ,207 ,208 ,210 ,211 ,212 ,214 ,215 ,906 ,907 ,908 ,911 ,912 ,913 ,915 ,916 ,929 ,998 ,1212 ,1213 ,1214
MAHLE	039PS19943080	431104-80-4	205 ,206 ,207 ,208 ,210 ,211 ,212 ,214 ,215 ,906 ,907 ,908 ,911 ,912 ,913 ,915 ,916 ,929 ,998 ,1212 ,1213 ,1214
MAHLE	039PS19943100	431104-100-4	205 ,206 ,207 ,208 ,210 ,211 ,212 ,214 ,215 ,906 ,907 ,908 ,911 ,912 ,913 ,915 ,916 ,929 ,998 ,1212 ,1213 ,1214
MAHLE	039PS19943125	431104-125-4	205 ,206 ,207 ,208 ,210 ,211 ,212 ,214 ,215 ,906 ,907 ,908 ,911 ,912 ,913 ,915 ,916 ,929 ,998 ,1212 ,1213 ,1214



Cross Reference

Cross- Manu.	Reference-No.	SM-No.	On Page
MAHLE	039PS19943125	431104-125-4	205 ,206 ,207 ,208 ,210 ,211 ,212 ,214 ,215 ,906 ,907 ,908 ,911 ,912 ,913 ,915 ,916 ,929 ,998 ,1212 ,1213 ,1214
MAHLE	039PS20284030	431106-30-4	172 ,220 ,221 ,229 ,292 ,293 ,350 ,351 ,418 ,432 ,433 ,439 ,440 ,599 ,605 ,618 ,782 ,862 ,921 ,930 ,1208 ,1220 ,1289 ,1407
MAHLE	039PS20284050	431106-50-4	172 ,220 ,221 ,229 ,292 ,293 ,350 ,351 ,418 ,432 ,433 ,439 ,440 ,599 ,605 ,618 ,782 ,862 ,921 ,930 ,1208 ,1220 ,1289 ,1407
MAHLE	039PS20284080	431106-80-4	172 ,220 ,221 ,229 ,292 ,293 ,350 ,351 ,418 ,432 ,433 ,439 ,440 ,599 ,605 ,618 ,782 ,862 ,921 ,930 ,1208 ,1220 ,1289 ,1407
MAHLE	039PS20284100	431106-100-4	172 ,220 ,221 ,229 ,292 ,293 ,350 ,351 ,418 ,432 ,433 ,439 ,440 ,599 ,605 ,618 ,782 ,862 ,921 ,930 ,1208 ,1220 ,1289 ,1407
MAHLE	039PS20484000	433707-00-4	619 ,922 ,923 ,925 ,926 ,1217
MAHLE	039PS20484030	433707-30-4	619 ,922 ,923 ,925 ,926 ,1217
MAHLE	039PS20484050	433707-50-4	619 ,922 ,923 ,925 ,926 ,1217
MAHLE	039PS20484080	433707-80-4	619 ,922 ,923 ,925 ,926 ,1217
MAHLE	039PS20502000	433705-00-4	224 ,261 ,925
MAHLE	039PS20502030	433705-30-4	224 ,261 ,925
MAHLE	039PS20502050	433705-50-4	224 ,261 ,925
MAHLE	043AS18317200	413620-00-2	867 to 868
MAHLE	043AS20544200	413621-00-2	7 ,174 ,443 ,639 ,868 ,869 ,870 ,871 ,872 ,1048 ,1408 ,1525
MAHLE	043HS18401200	403601-00-3	867 to 868
MAHLE	043HS18401210	403601-25-3	867 to 868
MAHLE	043HS18401220	403601-50-3	867 to 868
MAHLE	043HS18401230	403601-75-3	867 to 868
MAHLE	043HS18416200	403602-00-4	7 ,174 ,868 ,869 ,870 ,871 ,872 ,1048 ,1408 ,1525
MAHLE	043HS18416210	403602-25-4	7 ,174 ,868 ,869 ,870 ,871 ,872 ,1048 ,1408 ,1525
MAHLE	043HS18416220	403602-50-4	7 ,174 ,868 ,869 ,870 ,871 ,872 ,1048 ,1408 ,1525
MAHLE	043PS18359200	433604-00-4	7 ,174 ,868 ,869 ,870 ,871 ,872 ,1409 ,1525
MAHLE	043PS18359210	433604-25-4	7 ,174 ,868 ,869 ,870 ,871 ,872 ,1409 ,1525
MAHLE	043PS18359220	433604-50-4	7 ,174 ,868 ,869 ,870 ,871 ,872 ,1409 ,1525
MAHLE	061HL19078000	403902-00-6	1111 ,1112 ,1255
MAHLE	061HL19078025	403902-25-6	1111 ,1112 ,1255
MAHLE	061HL19078050	403902-50-6	1111 ,1112 ,1255
MAHLE	061HS10008000	403901-00-6	795 ,1111
MAHLE	061HS10008025	403901-25-6	795 ,1111
MAHLE	061HS10008050	403901-50-6	795 ,1111
MAHLE	061HS19155000	403902-00-6	1111 ,1112 ,1255
MAHLE	061HS19155025	403902-25-6	1111 ,1112 ,1255
MAHLE	061HS19155050	403902-50-6	1111 ,1112 ,1255
MAHLE	061PL20085000	433902-00-6	1111
MAHLE	061PL20085025	433902-25-6	1111
MAHLE	061PL20085050	433902-50-6	1111
MAHLE	061PL21708000	433903-00-6	1112 ,1255
MAHLE	061PS10009000	433901-00-6	795 ,1111
MAHLE	061PS10009025	433901-25-6	795 ,1111
MAHLE	061PS10009050	433901-50-6	795 ,1111
MAHLE	061PS20084000	433902-00-6	1111
MAHLE	061PS20084025	433902-25-6	1111
MAHLE	061PS20084050	433902-50-6	1111
MAHLE	063HS20436200	400101-00-4	14 ,15 ,344 ,345 ,352 ,556 ,597 ,600
MAHLE	063HS20436210	400101-25-4	14 ,15 ,344 ,345 ,352 ,556 ,597 ,600
MAHLE	063HS20436220	400101-50-4	14 ,15 ,344 ,345 ,352 ,556 ,597 ,600
MAHLE	063HS20566200	403601-00-4	545 ,867 ,868
MAHLE	063HS20566210	403601-25-4	545 ,867 ,868
MAHLE	063HS20566220	403601-50-4	545 ,867 ,868
MAHLE	063HS20566230	403601-75-4	545 ,867 ,868
MAHLE	081AS22024000	411113-00-1	128 ,138 ,213 ,214 ,292 ,771 ,772 ,913 ,914
MAHLE	081AS22024025	411113-10-1	128 ,138 ,213 ,214 ,292 ,771 ,772 ,913 ,914
MAHLE	081AS22024050	411113-15-1	128 ,138 ,213 ,214 ,292 ,771 ,772 ,913 ,914
MAHLE	081HS19400000	400701-00-6	19 ,20 ,128 ,130 ,131 ,133 ,138 ,604 ,605 ,858 ,1057 ,1284
MAHLE	081HS19400025	400701-25-6	19 ,20 ,128 ,130 ,131 ,133 ,138 ,604 ,605 ,858 ,1057 ,1284

Cross Reference



Cross- Manu.	Reference-No.	SM-No.	On Page
MAHLE	081HS19400025	400701-25-6	19 ,20 ,128 ,130 ,131 ,133 ,138 ,604 ,605 ,858 ,1057 ,1284
MAHLE	081HS19400050	400701-50-6	19 ,20 ,128 ,130 ,131 ,133 ,138 ,604 ,605 ,858 ,1057 ,1284
MAHLE	081HS19745000	400704-00-4	129 ,130 ,134
MAHLE	081HS19745025	400704-25-4	129 ,130 ,134
MAHLE	081HS19745050	400704-50-4	129 ,130 ,134
MAHLE	081HS21720000	400707-00-4	129 ,132 ,133 ,139
MAHLE	081HS21720025	400707-25-4	129 ,132 ,133 ,139
MAHLE	081HS21720050	400707-50-4	129 ,132 ,133 ,139
MAHLE	081HS21720075	400707-75-4	129 ,132 ,133 ,139
MAHLE	081HS21721000	400707-00-6	20 ,129 ,130 ,133 ,138 ,139
MAHLE	081HS21721025	400707-25-6	20 ,129 ,130 ,133 ,138 ,139
MAHLE	081HS21989000	400701-00-4	19 ,129 ,130 ,131 ,604 ,766 ,1058
MAHLE	081HS21989025	400701-25-4	19 ,129 ,130 ,131 ,604 ,766 ,1058
MAHLE	081HS21989050	400701-50-4	19 ,129 ,130 ,131 ,604 ,766 ,1058
MAHLE	081PL19769000	430702-00-4 430706-00-4	129 ,130 ,134
MAHLE	081PL19769025	430702-25-4	129 ,130 ,134
MAHLE	081PL19769050	430702-50-4	129 ,130 ,134
MAHLE	081PL19769075	430702-75-4	129 ,130 ,134
MAHLE	081PL19769100	430702-100-4	129 ,130 ,134
MAHLE	081PL21714000	430709-00-6	129 ,133 ,138 ,139
MAHLE	081PS19394000	430701-00-6	19 ,128 ,131 ,138 ,605
MAHLE	081PS19394025	430701-25-6	19 ,128 ,131 ,138 ,605
MAHLE	081PS19394050	430701-50-6	19 ,128 ,131 ,138 ,605
MAHLE	081PS19778000	430701-00-4	131 ,133
MAHLE	081PS19778025	430701-25-4	131 ,133
MAHLE	081PS19778050	430701-50-4	131 ,133
MAHLE	081PS21715000	430709-00-4	129 ,132 ,133 ,138 ,139
MAHLE	081PS21715025	430709-25-4	129 ,132 ,133 ,138 ,139
MAHLE	081PS21715050	430709-50-4	129 ,132 ,133 ,138 ,139
MAHLE	081PS21715075	430709-75-4	129 ,132 ,133 ,138 ,139
MAHLE	099AS18740000	411502-00-2	273 ,274 ,275 ,277 ,278 ,303 ,304 ,305 ,540 ,541 ,560 ,561 ,562 ,563 ,613 ,614 ,615
MAHLE	099AS21071000	411505-00-2	273 ,275 ,276 ,303 ,304 ,1418
MAHLE	099AS21073000	411506-00-2	273 ,275 ,276 ,303 ,304
MAHLE	099HL10199000	401501-00-1 401501-00-4	271 ,272 ,273 ,274 ,275 ,277 ,278 ,303 ,304 ,305 ,540 ,541 ,560 ,561 ,562 ,563 ,613 ,614 ,615
MAHLE	099HL10199025	401501-25-1 401501-25-4	271 ,272 ,273 ,274 ,275 ,277 ,278 ,303 ,304 ,305 ,540 ,541 ,560 ,561 ,562 ,563 ,613 ,614 ,615
MAHLE	099HL10226000	401506-00-8	282 ,545 ,563
MAHLE	099HL10226025	401506-25-8	282 ,545 ,563
MAHLE	099HL20763000	401508-00-1	271 ,272 ,560 ,563
MAHLE	099HL20763025	401508-25-1	271 ,272 ,560 ,563
MAHLE	099HL20763050	401508-50-1	271 ,272 ,560 ,563
MAHLE	099HL21068000	401503-00-6	273 ,275 ,303 ,304
MAHLE	099HL21069000	401509-00-1	273 ,275 ,276 ,303 ,304 ,1064 ,1418
MAHLE	099PL10146000	431502-00-1	7 ,276 ,540 ,561 ,562
MAHLE	099PL10146025	431502-25-1	7 ,276 ,540 ,561 ,562
MAHLE	099PL10146050	431502-50-1	7 ,276 ,540 ,561 ,562
MAHLE	099PL10198000	431501-00-1	274 ,275 ,277 ,278 ,303 ,304 ,305 ,540 ,541 ,560 ,561 ,562 ,563 ,613 ,614 ,615
MAHLE	099PL10198025	431501-25-1	274 ,275 ,277 ,278 ,303 ,304 ,305 ,540 ,541 ,560 ,561 ,562 ,563 ,613 ,614 ,615
MAHLE	099PL10198050	431501-50-1	274 ,275 ,277 ,278 ,303 ,304 ,305 ,540 ,541 ,560 ,561 ,562 ,563 ,613 ,614 ,615
MAHLE	099PL10198075	431501-75-1	274 ,275 ,277 ,278 ,303 ,304 ,305 ,540 ,541 ,560 ,561 ,562 ,563 ,613 ,614 ,615
MAHLE	099PL10236000	431505-00-1	281 ,282 ,364 ,545 ,563 ,615 ,795
MAHLE	099PL10236025	431505-25-1	281 ,282 ,364 ,545 ,563 ,615 ,795
MAHLE	099PL20761000	431508-00-1	271 ,272 ,560
MAHLE	099PL20761025	431508-25-1	271 ,272 ,560
MAHLE	099PL20761050	431508-50-1	271 ,272 ,560
MAHLE	099PL21065000	431511-00-1	273 ,275 ,303 ,304
MAHLE	099PL21067000	431504-00-1	273 ,275 ,276 ,303 ,304 ,1418



Cross Reference

Cross- Manu.	Reference-No.	SM-No.	On Page
MAHLE	099PL21067000	431504-00-1	273 ,275 ,276 ,303 ,304 ,1418
MAHLE	099PL21067025	431504-25-1	273 ,275 ,276 ,303 ,304 ,1418
MAHLE	099PS10523000	431501-00-4	275 ,278 ,304 ,305 ,540 ,561 ,562 ,613 ,614
MAHLE	099PS10523025	431501-25-4	275 ,278 ,304 ,305 ,540 ,561 ,562 ,613 ,614
MAHLE	099PS10523050	431501-50-4	275 ,278 ,304 ,305 ,540 ,561 ,562 ,613 ,614
MAHLE	099PS10523075	431501-75-4	275 ,278 ,304 ,305 ,540 ,561 ,562 ,613 ,614
MAHLE	099PS10523100	431501-100-4	275 ,278 ,304 ,305 ,540 ,561 ,562 ,613 ,614
MAHLE	099PS10523125	431501-125-4	275 ,278 ,304 ,305 ,540 ,561 ,562 ,613 ,614
MAHLE	099PS10523150	431501-150-4	275 ,278 ,304 ,305 ,540 ,561 ,562 ,613 ,614
MAHLE	151HL18607000	403201-00-1	306 ,788
MAHLE	151HL18607025	403201-25-1	306 ,788
MAHLE	151HL18607050	403201-50-1	306 ,788
MAHLE	151HL18607075	403201-75-1	306 ,788
MAHLE	151HL18607100	403201-100-1	306 ,788
MAHLE	151PL18396000	433201-00-1	306 ,788
MAHLE	151PL18396025	433201-25-1	306 ,788
MAHLE	151PL18396050	433201-50-1	306 ,788
MAHLE	151PL18396075	433201-75-1	306 ,788
MAHLE	151PL18396100	433201-100-1	306 ,788
MAHLE	209AS20420000	413809-00-2	1015 ,1019 ,1020 ,1054
MAHLE	209AS21577000	411504-00-2	278 ,279 ,280 ,281 ,1050 ,1410 ,1411
MAHLE	209HL21578000	401507-00-6	280 ,281 ,1050 ,1411
MAHLE	209HS20228000	403810-00-6	1015 ,1016 ,1017 ,1050 ,1051 ,1052 ,1053
MAHLE	209HS20228025	403810-25-6	1015 ,1016 ,1017 ,1050 ,1051 ,1052 ,1053
MAHLE	209HS20228050	403810-50-6	1015 ,1016 ,1017 ,1050 ,1051 ,1052 ,1053
MAHLE	209HS20230000	403811-00-6	608 ,1015 ,1016 ,1017 ,1051 ,1052 ,1053
MAHLE	209HS20230025	403811-25-6	608 ,1015 ,1016 ,1017 ,1051 ,1052 ,1053
MAHLE	209HS20230050	403811-50-6	608 ,1015 ,1016 ,1017 ,1051 ,1052 ,1053
MAHLE	209HS20416000	403809-00-6	1015 ,1018 ,1019 ,1020 ,1051 ,1054
MAHLE	209HS20416025	403809-25-6	1015 ,1018 ,1019 ,1020 ,1051 ,1054
MAHLE	209HS20416050	403809-50-6	1015 ,1018 ,1019 ,1020 ,1051 ,1054
MAHLE	209HS20416075	403809-75-6	1015 ,1018 ,1019 ,1020 ,1051 ,1054
MAHLE	209HS20416100	403809-100-6	1015 ,1018 ,1019 ,1020 ,1051 ,1054
MAHLE	209HS20526000	403807-00-6	608 ,1014 ,1015 ,1049
MAHLE	209HS20526025	403807-25-6	608 ,1014 ,1015 ,1049
MAHLE	209HS20526050	403807-50-6	608 ,1014 ,1015 ,1049
MAHLE	209HS20870000	403828-00-6	1018 ,1053
MAHLE	209PL20204000	433814-00-6	1014 ,1015 ,1049
MAHLE	209PL20204025	433814-25-6	1014 ,1015 ,1049
MAHLE	209PL20204050	433814-50-6	1014 ,1015 ,1049
MAHLE	209PL20206000	433810-00-1	1016 ,1017 ,1051
MAHLE	209PL20206025	433810-25-1	1016 ,1017 ,1051
MAHLE	209PL20206050	433810-50-1	1016 ,1017 ,1051
MAHLE	209PL20206100	433810-100-1	1016 ,1017 ,1051
MAHLE	209PL20225000	433811-00-1	494 ,608 ,1016 ,1017 ,1018 ,1051 ,1052 ,1053
MAHLE	209PL20225025	433811-25-1	494 ,608 ,1016 ,1017 ,1018 ,1051 ,1052 ,1053
MAHLE	209PL20225050	433811-50-1	494 ,608 ,1016 ,1017 ,1018 ,1051 ,1052 ,1053
MAHLE	209PL20417000	433809-00-1	1015 ,1018 ,1019 ,1054
MAHLE	209PL20417050	433809-50-1	1015 ,1018 ,1019 ,1054
MAHLE	209PL20432000	433817-00-1	1018 ,1019 ,1054
MAHLE	209PL20432050	433817-50-1	1018 ,1019 ,1054
MAHLE	209PS20152000	433829-00-6	1018 ,1053
MAHLE	209PS20418000	433809-00-6	1019 ,1020 ,1054
MAHLE	209PS20418025	433809-25-6	1019 ,1020 ,1054
MAHLE	209PS20418050	433809-50-6	1019 ,1020 ,1054
MAHLE	209PS20418075	433809-75-6	1019 ,1020 ,1054
MAHLE	209PS20418100	433809-100-6	1019 ,1020 ,1054
MAHLE	209PS20647000	433812-00-1	1018 ,1053

Cross Reference



Cross- Manu.	Reference-No.	SM-No.	On Page
MAHLE	209PS20647000	433812-00-1	1018 ,1053
MAHLE	209PS20647025	433812-25-1	1018 ,1053
MAHLE	209PS20647050	433812-50-1	1018 ,1053
MAHLE	213HS18657000	401303-00-6	262 ,263 ,796 ,1188
MAHLE	213PS19084000	431303-00-6	262 ,796
MAHLE	213PS20388000	431302-00-6	263
MAHLE	629PS19894025	433505-25-4	94 ,99 ,157 ,173 ,452 ,455 ,458 ,465 ,468 ,498 ,499 ,502 ,550 ,863 ,864 ,1290 ,1291
MAHLE	643PS19828000	433506-00-4	247 ,462 ,632 ,636 ,1204 ,1279
MAHLE	676PS19861000	438703-00-4	285 ,353 ,421 ,422 ,435 ,481 ,482 ,488 ,550 ,574 ,660 ,781 ,782 ,783 ,784
MAHLE	M14272J0.25	403506-25-4	98 ,154 ,170 ,171 ,172 ,173 ,248 ,249 ,464 ,498 ,588 ,857 ,859 ,860 ,861 ,863 ,1284 ,1285 ,1286 ,1288 ,1289 ,1290
MAHLE	M14272J0.50	403506-50-4	98 ,154 ,170 ,171 ,172 ,173 ,248 ,249 ,464 ,498 ,588 ,857 ,859 ,860 ,861 ,863 ,1284 ,1285 ,1286 ,1288 ,1289 ,1290
MAHLE	M14272JSTD	403506-00-4	98 ,154 ,170 ,171 ,172 ,173 ,248 ,249 ,464 ,498 ,588 ,857 ,859 ,860 ,861 ,863 ,1284 ,1285 ,1286 ,1288 ,1289 ,1290
MAHLE	M18408JSTD	401301-00-4	23 ,239 ,240 ,261 ,994 ,995 ,996 ,997 ,998 ,999 ,1000 ,1001 ,1403 ,1404

MAHLE BRASIL	B48237	431006-00-6	296 ,754 ,755 ,756 ,757
MAHLE BRASIL	B76068	433902-00-6	1111
MAHLE BRASIL	B76068 025	433902-25-6	1111
MAHLE BRASIL	B76068 050	433902-50-6	1111
MAHLE BRASIL	B76082	433901-00-6	795 ,1111
MAHLE BRASIL	G48016	441002-00-6	296 ,754 ,755 ,756
MAHLE BRASIL	M48333	401004-00-6	296 ,756 ,757
MAHLE BRASIL	M48431	401009-00-8	628 ,629 ,757 ,758 ,759 ,760 ,795 ,796 ,1155
MAHLE BRASIL	M76093	403902-00-6	1111 ,1112 ,1255
MAHLE BRASIL	M76200	403901-00-6	795 ,1111

MIBA	0884H50.025	401003-25-4	754
MIBA	0884H50STD	401003-00-4	754
MIBA	0884H70STD	401003-00-6	755
MIBA	1061H700.25	401006-25-6	758 to 759
MIBA	1061H70STD	401006-00-6	758 to 759
MIBA	1590H500.25	401001-25-4	742 ,745 ,746 ,751 ,752 ,753 ,1152
MIBA	1590H500.50	401001-50-4	742 ,745 ,746 ,751 ,752 ,753 ,1152
MIBA	1590H500.75	401001-75-4	742 ,745 ,746 ,751 ,752 ,753 ,1152
MIBA	1590H501.00	401001-100-4	742 ,745 ,746 ,751 ,752 ,753 ,1152
MIBA	1590H50STD	401001-00-4	742 ,745 ,746 ,751 ,752 ,753 ,1152
MIBA	1606H500.25	401008-25-4	746 ,751 ,752
MIBA	1606H500.50	401008-50-4	746 ,751 ,752
MIBA	1606H500.75	401008-75-4	746 ,751 ,752
MIBA	1609H500.25	401506-25-8	282 ,545 ,563
MIBA	1609H50STD	401506-00-8	282 ,545 ,563
MIBA	1623H70STD	401003-00-6	755
MIBA	1731H500.25	401005-25-4	249 ,250 ,742 ,743 ,744 ,747 ,748 ,749 ,750 ,753 ,1192 ,1193
MIBA	1731H500.50	401005-50-4	249 ,250 ,742 ,743 ,744 ,747 ,748 ,749 ,750 ,753 ,1192 ,1193
MIBA	1731H500.75	401005-75-4	249 ,250 ,742 ,743 ,744 ,747 ,748 ,749 ,750 ,753 ,1192 ,1193
MIBA	1731H501.00	401005-100-4	249 ,250 ,742 ,743 ,744 ,747 ,748 ,749 ,750 ,753 ,1192 ,1193
MIBA	1731H50STD	401005-00-4	249 ,250 ,742 ,743 ,744 ,747 ,748 ,749 ,750 ,753 ,1192 ,1193
MIBA	1731H60STD	401005-00-5	249 ,250 ,743 ,744 ,745 ,747 ,748 ,749 ,750 ,1191 ,1192
MIBA	1731H700.25	401005-25-6	250 ,740 ,741 ,744 ,745 ,747 ,749 ,750 ,752 ,1192
MIBA	1731H700.50	401005-50-6	250 ,740 ,741 ,744 ,745 ,747 ,749 ,750 ,752 ,1192
MIBA	1731H70STD	401005-00-6	250 ,740 ,741 ,744 ,745 ,747 ,749 ,750 ,752 ,1192
MIBA	25700400.25	401506-25-8	282 ,545 ,563
MIBA	2570040STD	401506-00-8	282 ,545 ,563

NPR	180007000200	400701-00-4	19 ,129 ,130 ,131 ,604 ,766 ,1058
NPR	180007000700	400707-00-4	129 ,132 ,133 ,139
NPR	180007000715	400707-25-4	129 ,132 ,133 ,139



Cross Reference

Cross- Manu.	Reference-No.	SM-No.	On Page
NPR	180007000715	400707-25-4	129 ,132 ,133 ,139
NPR	180007000721	400707-50-4	129 ,132 ,133 ,139
NPR	180007000800	400707-00-6	20 ,129 ,130 ,133 ,138 ,139
NPR	180007001200	400706-00-4	132 ,138
NPR	180010000100	401005-00-4	249 ,250 ,742 ,743 ,744 ,747 ,748 ,749 ,750 ,753 ,1192 ,1193
NPR	180010000115	401005-25-4	249 ,250 ,742 ,743 ,744 ,747 ,748 ,749 ,750 ,753 ,1192 ,1193
NPR	180010000121	401005-50-4	249 ,250 ,742 ,743 ,744 ,747 ,748 ,749 ,750 ,753 ,1192 ,1193
NPR	180010000126	401005-75-4	249 ,250 ,742 ,743 ,744 ,747 ,748 ,749 ,750 ,753 ,1192 ,1193
NPR	180010000129	401005-100-4	249 ,250 ,742 ,743 ,744 ,747 ,748 ,749 ,750 ,753 ,1192 ,1193
NPR	180010000200	401008-00-4	746 ,751 ,752
NPR	180010000215	401008-25-4	746 ,751 ,752
NPR	180010000221	401008-50-4	746 ,751 ,752
NPR	180010000229	401008-75-4	746 ,751 ,752
NPR	180010000500	401005-00-6	250 ,740 ,741 ,744 ,745 ,747 ,749 ,750 ,752 ,1192
NPR	180010000800	401005-00-5	249 ,250 ,743 ,744 ,745 ,747 ,748 ,749 ,750 ,1191 ,1192
NPR	180010000815	401005-25-5	249 ,250 ,743 ,744 ,745 ,747 ,748 ,749 ,750 ,1191 ,1192
NPR	180010000821	401005-50-5	249 ,250 ,743 ,744 ,745 ,747 ,748 ,749 ,750 ,1191 ,1192
NPR	180010000826	401005-75-5	249 ,250 ,743 ,744 ,745 ,747 ,748 ,749 ,750 ,1191 ,1192
NPR	180010000829	401005-100-5	249 ,250 ,743 ,744 ,745 ,747 ,748 ,749 ,750 ,1191 ,1192
NPR	180010000900	401012-00-4	746 ,763
NPR	180010000915	401012-25-4	746 ,763
NPR	180010000921	401012-50-4	746 ,763
NPR	180010001300	401012-00-4	746 ,763
NPR	180010001315	401012-25-4	746 ,763
NPR	180010001321	401012-50-4	746 ,763
NPR	180020000300	403806-00-4	15 ,94 ,352 ,354 ,537 ,538 ,596 ,600 ,1012 ,1013 ,1047 ,1152 ,1291
NPR	180020000315	403806-25-4	15 ,94 ,352 ,354 ,537 ,538 ,596 ,600 ,1012 ,1013 ,1047 ,1152 ,1291
NPR	180020000321	403806-50-4	15 ,94 ,352 ,354 ,537 ,538 ,596 ,600 ,1012 ,1013 ,1047 ,1152 ,1291
NPR	180020000400	401108-00-4	224 ,354 ,537 ,538 ,791 ,864 ,926 ,1012 ,1013 ,1047 ,1048 ,1290 ,1291
NPR	180021000115	402105-25-4	416
NPR	180021000121	402105-00-4	416
NPR	180021000800	402102-00-4	220 ,221 ,351 ,418 ,419 ,421 ,432 ,433 ,434 ,435 ,439 ,440 ,553 ,605 ,922
NPR	180021000815	402102-25-4	220 ,221 ,351 ,418 ,419 ,421 ,432 ,433 ,434 ,435 ,439 ,440 ,553 ,605 ,922
NPR	180021000821	402102-50-4	220 ,221 ,351 ,418 ,419 ,421 ,432 ,433 ,434 ,435 ,439 ,440 ,553 ,605 ,922
NPR	180021001000	402113-00-3	411
NPR	180021001015	402113-25-3	411
NPR	180032000300	403201-00-1	306 ,788
NPR	180032000315	403201-25-1	306 ,788
NPR	180032000321	403201-50-1	306 ,788
NPR	180032000326	403201-75-1	306 ,788
NPR	180032000329	403201-100-1	306 ,788
NPR	180035000100	400301-00-4	97 ,98 ,142 ,145 ,154 ,166 ,167 ,168 ,169 ,170 ,171 ,248 ,344 ,462 ,463 ,814 ,820 ,853 ,854 ,855 ,856 ,858 ,1061 ,1206 ,1279 ,1281 ,1282 ,1283 ,1285
NPR	180035000200	403506-00-4	98 ,154 ,170 ,171 ,172 ,173 ,248 ,249 ,464 ,498 ,588 ,857 ,859 ,860 ,861 ,863 ,1284 ,1285 ,1286 ,1288 ,1289 ,1290
NPR	180035000215	403506-25-4	98 ,154 ,170 ,171 ,172 ,173 ,248 ,249 ,464 ,498 ,588 ,857 ,859 ,860 ,861 ,863 ,1284 ,1285 ,1286 ,1288 ,1289 ,1290
NPR	180035000221	403506-50-4	98 ,154 ,170 ,171 ,172 ,173 ,248 ,249 ,464 ,498 ,588 ,857 ,859 ,860 ,861 ,863 ,1284 ,1285 ,1286 ,1288 ,1289 ,1290
NPR	180035000400	403508-00-4	166 ,167 ,168 ,462 ,853 ,854 ,1205 ,1280
NPR	180035000415	403508-25-4	166 ,167 ,168 ,462 ,853 ,854 ,1205 ,1280
NPR	180035000421	403508-50-4	166 ,167 ,168 ,462 ,853 ,854 ,1205 ,1280
NPR	180035000700	403502-00-4	13 ,166 ,177 ,205 ,341 ,410 ,595 ,632 ,636 ,853 ,906 ,1199 ,1205 ,1220 ,1279
NPR	180035000715	403502-25-4	13 ,166 ,177 ,205 ,341 ,410 ,595 ,632 ,636 ,853 ,906 ,1199 ,1205 ,1220 ,1279
NPR	180035000721	403502-50-4	13 ,166 ,177 ,205 ,341 ,410 ,595 ,632 ,636 ,853 ,906 ,1199 ,1205 ,1220 ,1279
NPR	180036000100	403601-00-4	545 ,867 ,868
NPR	180036000115	403601-25-4	545 ,867 ,868
NPR	180036000121	403601-50-4	545 ,867 ,868
NPR	180036000126	403601-75-4	545 ,867 ,868
NPR	180036000200	403602-00-4	7 ,174 ,868 ,869 ,870 ,871 ,872 ,1048 ,1408 ,1525

Cross Reference



Cross- Manu.	Reference-No.	SM-No.	On Page
NPR	180036000200	403602-00-4	7 ,174 ,868 ,869 ,870 ,871 ,872 ,1048 ,1408 ,1525
NPR	180036000215	403602-25-4	7 ,174 ,868 ,869 ,870 ,871 ,872 ,1048 ,1408 ,1525
NPR	180036000221	403602-50-4	7 ,174 ,868 ,869 ,870 ,871 ,872 ,1048 ,1408 ,1525
NPR	180036000300	403601-00-3	867 to 868
NPR	180036000315	403601-25-3	867 to 868
NPR	180036000321	403601-50-3	867 to 868
NPR	180036000326	403601-75-3	867 to 868
NPR	180037000100	401106-00-4	205 ,206 ,207 ,208 ,210 ,211 ,212 ,228 ,343 ,906 ,907 ,908 ,910 ,911 ,912 ,1057 ,1212 ,1540
NPR	180037000117	401106-30-4	205 ,206 ,207 ,208 ,210 ,211 ,212 ,228 ,343 ,906 ,907 ,908 ,910 ,911 ,912 ,1057 ,1212 ,1540
NPR	180037000121	401106-50-4	205 ,206 ,207 ,208 ,210 ,211 ,212 ,228 ,343 ,906 ,907 ,908 ,910 ,911 ,912 ,1057 ,1212 ,1540
NPR	180037000128	401106-80-4	205 ,206 ,207 ,208 ,210 ,211 ,212 ,228 ,343 ,906 ,907 ,908 ,910 ,911 ,912 ,1057 ,1212 ,1540
NPR	180037000200	401102-00-4	211 ,214 ,215 ,229 ,633 ,914 ,915 ,916 ,929 ,1057
NPR	180037000217	401102-30-4	211 ,214 ,215 ,229 ,633 ,914 ,915 ,916 ,929 ,1057
NPR	180037000221	401102-50-4	211 ,214 ,215 ,229 ,633 ,914 ,915 ,916 ,929 ,1057
NPR	180037000228	401102-80-4	211 ,214 ,215 ,229 ,633 ,914 ,915 ,916 ,929 ,1057
NPR	180037000300	403701-00-4	172 ,215 ,216 ,217 ,218 ,220 ,221 ,222 ,229 ,292 ,293 ,346 ,347 ,348 ,350 ,351 ,352 ,418 ,419 ,432 ,433 ,434 ,439 ,440 ,468 ,480 ,588 ,599 ,605 ,618 ,782 ,862 ,915 ,916 ,917 ,918 ,921 ,922 ,930 ,1057 ,1058 ,1207 ,1208 ,1215 ,1220 ,1289 ,1407
NPR	180037000317	403701-30-4	172 ,215 ,216 ,217 ,218 ,220 ,221 ,222 ,229 ,292 ,293 ,346 ,347 ,348 ,350 ,351 ,352 ,418 ,419 ,432 ,433 ,434 ,439 ,440 ,468 ,480 ,588 ,599 ,605 ,618 ,782 ,862 ,915 ,916 ,917 ,918 ,921 ,922 ,930 ,1057 ,1058 ,1207 ,1208 ,1215 ,1220 ,1289 ,1407
NPR	180037000321	403701-50-4	172 ,215 ,216 ,217 ,218 ,220 ,221 ,222 ,229 ,292 ,293 ,346 ,347 ,348 ,350 ,351 ,352 ,418 ,419 ,432 ,433 ,434 ,439 ,440 ,468 ,480 ,588 ,599 ,605 ,618 ,782 ,862 ,915 ,916 ,917 ,918 ,921 ,922 ,930 ,1057 ,1058 ,1207 ,1208 ,1215 ,1220 ,1289 ,1407
NPR	180037000328	403701-80-4	172 ,215 ,216 ,217 ,218 ,220 ,221 ,222 ,229 ,292 ,293 ,346 ,347 ,348 ,350 ,351 ,352 ,418 ,419 ,432 ,433 ,434 ,439 ,440 ,468 ,480 ,588 ,599 ,605 ,618 ,782 ,862 ,915 ,916 ,917 ,918 ,921 ,922 ,930 ,1057 ,1058 ,1207 ,1208 ,1215 ,1220 ,1289 ,1407
NPR	180037000329	403701-100-4	172 ,215 ,216 ,217 ,218 ,220 ,221 ,222 ,229 ,292 ,293 ,346 ,347 ,348 ,350 ,351 ,352 ,418 ,419 ,432 ,433 ,434 ,439 ,440 ,468 ,480 ,588 ,599 ,605 ,618 ,782 ,862 ,915 ,916 ,917 ,918 ,921 ,922 ,930 ,1057 ,1058 ,1207 ,1208 ,1215 ,1220 ,1289 ,1407
NPR	180037000400	401109-00-4	217 ,218 ,348 ,918 ,919
NPR	180037000500	401104-00-4	219 ,222 ,349 ,353 ,919 ,920 ,924 ,1215
NPR	180037000517	401104-30-4	219 ,222 ,349 ,353 ,919 ,920 ,924 ,1215
NPR	180037000521	401104-50-4	219 ,222 ,349 ,353 ,919 ,920 ,924 ,1215
NPR	180037000528	401104-80-4	219 ,222 ,349 ,353 ,919 ,920 ,924 ,1215
NPR	180037000529	401104-100-4	219 ,222 ,349 ,353 ,919 ,920 ,924 ,1215
NPR	180037000531	401104-125-4	219 ,222 ,349 ,353 ,919 ,920 ,924 ,1215
NPR	180037000533	401104-150-4	219 ,222 ,349 ,353 ,919 ,920 ,924 ,1215
NPR	180037000600	401105-00-4	219 ,222 ,223 ,349 ,353 ,919 ,920 ,924 ,1215 ,1216
NPR	180037000617	401105-30-4	219 ,222 ,223 ,349 ,353 ,919 ,920 ,924 ,1215 ,1216
NPR	180037000621	401105-50-4	219 ,222 ,223 ,349 ,353 ,919 ,920 ,924 ,1215 ,1216
NPR	180037000628	401105-80-4	219 ,222 ,223 ,349 ,353 ,919 ,920 ,924 ,1215 ,1216
NPR	180037000629	401105-100-4	219 ,222 ,223 ,349 ,353 ,919 ,920 ,924 ,1215 ,1216
NPR	180037000631	401105-125-4	219 ,222 ,223 ,349 ,353 ,919 ,920 ,924 ,1215 ,1216
NPR	180037000900	402101-00-4	25 ,262 ,424 ,619 ,923 ,925 ,926 ,1193 ,1216 ,1217
NPR	180037000921	402101-50-4	25 ,262 ,424 ,619 ,923 ,925 ,926 ,1193 ,1216 ,1217
NPR	180037000928	402101-80-4	25 ,262 ,424 ,619 ,923 ,925 ,926 ,1193 ,1216 ,1217
NPR	180037000929	402101-100-4	25 ,262 ,424 ,619 ,923 ,925 ,926 ,1193 ,1216 ,1217
NPR	180037001000	403702-00-4	915 to 916
NPR	180037001017	403702-30-4	915 to 916
NPR	180037001021	403702-50-4	915 to 916
NPR	180037001028	403702-80-4	915 to 916
NPR	180037001029	403702-100-4	915 to 916
NPR	180037001031	403702-125-4	915 to 916
NPR	180037001100	403703-00-4	224 ,925
NPR	180037001117	403703-30-4	224 ,925
NPR	180037001300	403709-00-3	210 ,228 ,291 ,292 ,854 ,910 ,912 ,929 ,1280
NPR	180037001317	403709-30-3	210 ,228 ,291 ,292 ,854 ,910 ,912 ,929 ,1280
NPR	180037001321	403709-50-3	210 ,228 ,291 ,292 ,854 ,910 ,912 ,929 ,1280



Cross Reference

Cross- Manu.	Reference-No.	SM-No.	On Page
NPR	180037001321	403709-50-3	210 ,228 ,291 ,292 ,854 ,910 ,912 ,929 ,1280
NPR	180037001326	403709-75-3	210 ,228 ,291 ,292 ,854 ,910 ,912 ,929 ,1280
NPR	180037001400	401111-00-4	128 ,213 ,214 ,292 ,771 ,914
NPR	180037001415	401111-25-4	128 ,213 ,214 ,292 ,771 ,914
NPR	180037001421	401111-50-4	128 ,213 ,214 ,292 ,771 ,914
NPR	180037001429	401111-75-4	128 ,213 ,214 ,292 ,771 ,914
NPR	180037001500	403708-00-4	213 ,292 ,855 ,913 ,1237 ,1281
NPR	180037001515	403708-30-4	213 ,292 ,855 ,913 ,1237 ,1281
NPR	180037001521	403708-50-4	213 ,292 ,855 ,913 ,1237 ,1281
NPR	180038000100	403804-00-4	208 ,240 ,241 ,491 ,618 ,622 ,740 ,814 ,815 ,998 ,999 ,1000 ,1001 ,1002 ,1003 ,1004 ,1206
NPR	180038000115	403804-25-4	208 ,240 ,241 ,491 ,618 ,622 ,740 ,814 ,815 ,998 ,999 ,1000 ,1001 ,1002 ,1003 ,1004 ,1206
NPR	180038000121	403804-50-4	208 ,240 ,241 ,491 ,618 ,622 ,740 ,814 ,815 ,998 ,999 ,1000 ,1001 ,1002 ,1003 ,1004 ,1206
NPR	180038000126	403804-75-4	208 ,240 ,241 ,491 ,618 ,622 ,740 ,814 ,815 ,998 ,999 ,1000 ,1001 ,1002 ,1003 ,1004 ,1206
NPR	180038000200	403802-00-4	23 ,24 ,781 ,1001 ,1005 ,1006 ,1007 ,1008 ,1404 ,1405 ,1406
NPR	180038000215	403802-25-4	23 ,24 ,781 ,1001 ,1005 ,1006 ,1007 ,1008 ,1404 ,1405 ,1406
NPR	180038000221	403802-50-4	23 ,24 ,781 ,1001 ,1005 ,1006 ,1007 ,1008 ,1404 ,1405 ,1406
NPR	180038000226	403802-75-4	23 ,24 ,781 ,1001 ,1005 ,1006 ,1007 ,1008 ,1404 ,1405 ,1406
NPR	180038000300	403803-00-4	243 ,618 ,780 ,781 ,816 ,857 ,858 ,860 ,1005 ,1006 ,1007 ,1008 ,1009 ,1207 ,1283 ,1284 ,1286
NPR	180038000315	403803-25-4	243 ,618 ,780 ,781 ,816 ,857 ,858 ,860 ,1005 ,1006 ,1007 ,1008 ,1009 ,1207 ,1283 ,1284 ,1286
NPR	180038000321	403803-50-4	243 ,618 ,780 ,781 ,816 ,857 ,858 ,860 ,1005 ,1006 ,1007 ,1008 ,1009 ,1207 ,1283 ,1284 ,1286
NPR	180038000326	403803-75-4	243 ,618 ,780 ,781 ,816 ,857 ,858 ,860 ,1005 ,1006 ,1007 ,1008 ,1009 ,1207 ,1283 ,1284 ,1286
NPR	180038000400	401101-00-4	178 ,223 ,557 ,923 ,1011 ,1012
NPR	180038000415	401101-25-4	178 ,223 ,557 ,923 ,1011 ,1012
NPR	180038000421	401101-50-4	178 ,223 ,557 ,923 ,1011 ,1012
NPR	180038000426	401101-75-4	178 ,223 ,557 ,923 ,1011 ,1012
NPR	180038000429	401101-100-4	178 ,223 ,557 ,923 ,1011 ,1012
NPR	180038000600	401301-00-4	23 ,239 ,240 ,261 ,994 ,995 ,996 ,997 ,998 ,999 ,1000 ,1001 ,1403 ,1404
NPR	180038000621	401301-50-4	23 ,239 ,240 ,261 ,994 ,995 ,996 ,997 ,998 ,999 ,1000 ,1001 ,1403 ,1404
NPR	180038000626	401301-75-4	23 ,239 ,240 ,261 ,994 ,995 ,996 ,997 ,998 ,999 ,1000 ,1001 ,1403 ,1404
NPR	180038000700	403805-00-4	242 ,1002 ,1003 ,1004
NPR	180038000715	403805-25-4	242 ,1002 ,1003 ,1004
NPR	180038000721	403805-50-4	242 ,1002 ,1003 ,1004
NPR	180038000800	403818-00-4	819 ,863 ,1011 ,1012 ,1290
NPR	180038000815	403818-25-4	819 ,863 ,1011 ,1012 ,1290
NPR	180038000821	403818-50-4	819 ,863 ,1011 ,1012 ,1290
NPR	180038000900	403814-00-4	813 ,995
NPR	180038000915	403814-25-4	813 ,995
NPR	180038000921	403814-50-4	813 ,995
NPR	180038000926	403814-75-4	813 ,995
NPR	180038001000	403801-00-4	239 ,813 ,906 ,995
NPR	180038001015	403801-25-4	239 ,813 ,906 ,995
NPR	180038001021	403801-50-4	239 ,813 ,906 ,995
NPR	180038001026	403801-75-4	239 ,813 ,906 ,995
NPR	180038001029	403801-100-4	239 ,813 ,906 ,995
NPR	180038001300	403514-00-4	818 ,862 ,1010 ,1011 ,1288 ,1289
NPR	180038001315	403514-25-4	818 ,862 ,1010 ,1011 ,1288 ,1289
NPR	180038001321	403514-50-4	818 ,862 ,1010 ,1011 ,1288 ,1289
NPR	180038001326	403514-75-4	818 ,862 ,1010 ,1011 ,1288 ,1289
NPR	180038001400	403816-00-4	817 ,818 ,860 ,861 ,1009 ,1010 ,1287
NPR	180038001415	403816-25-4	817 ,818 ,860 ,861 ,1009 ,1010 ,1287
NPR	180038001421	403816-50-4	817 ,818 ,860 ,861 ,1009 ,1010 ,1287
NPR	180038001426	403816-75-4	817 ,818 ,860 ,861 ,1009 ,1010 ,1287
NPR	180038001500	403820-00-4	344 ,816 ,857 ,1005 ,1006 ,1283 ,1285

Cross Reference



Cross- Manu.	Reference-No.	SM-No.	On Page
NPR	180038001500	403820-00-4	344 ,816 ,857 ,1005 ,1006 ,1283 ,1285
NPR	180038001525	403820-25-4	344 ,816 ,857 ,1005 ,1006 ,1283 ,1285
NPR	180038001550	403820-50-4	344 ,816 ,857 ,1005 ,1006 ,1283 ,1285
NPR	180038001600	403829-00-4	239 ,491 ,740 ,813 ,997
NPR	180038001615	403829-25-4	239 ,491 ,740 ,813 ,997
NPR	180038001621	403829-50-4	239 ,491 ,740 ,813 ,997
NPR	180040000100	403807-00-6	608 ,1014 ,1015 ,1049
NPR	180040000115	403807-25-6	608 ,1014 ,1015 ,1049
NPR	180040000121	403807-50-6	608 ,1014 ,1015 ,1049
NPR	180040000200	403809-00-6	1015 ,1018 ,1019 ,1020 ,1051 ,1054
NPR	180040000215	403809-25-6	1015 ,1018 ,1019 ,1020 ,1051 ,1054
NPR	180040000221	403809-50-6	1015 ,1018 ,1019 ,1020 ,1051 ,1054
NPR	180040000226	403809-75-6	1015 ,1018 ,1019 ,1020 ,1051 ,1054
NPR	180040000229	403809-100-6	1015 ,1018 ,1019 ,1020 ,1051 ,1054
NPR	180040000300	403810-00-6	1015 ,1016 ,1017 ,1050 ,1051 ,1052 ,1053
NPR	180040000315	403810-25-6	1015 ,1016 ,1017 ,1050 ,1051 ,1052 ,1053
NPR	180040000321	403810-50-6	1015 ,1016 ,1017 ,1050 ,1051 ,1052 ,1053
NPR	180040000415	403811-25-6	608 ,1015 ,1016 ,1017 ,1051 ,1052 ,1053
NPR	180040000421	403811-50-6	608 ,1015 ,1016 ,1017 ,1051 ,1052 ,1053
NPR	180050000300	405015-00-4	74 ,78 ,79 ,1146 ,1176 ,1506 ,1507 ,1517 ,1529
NPR	180050000315	405015-25-4	74 ,78 ,79 ,1146 ,1176 ,1506 ,1507 ,1517 ,1529
NPR	180050000321	405015-50-4	74 ,78 ,79 ,1146 ,1176 ,1506 ,1507 ,1517 ,1529
NPR	180050000400	405014-00-4	64 ,70 ,1129 ,1130 ,1131 ,1132 ,1133 ,1134 ,1167 ,1168 ,1169 ,1172 ,1181 ,1480 ,1481 ,1482 ,1487 ,1488 ,1489 ,1490 ,1491 ,1492 ,1493 ,1502 ,1523 ,1528 ,1534
NPR	180050000415	405014-25-4	64 ,70 ,1129 ,1130 ,1131 ,1132 ,1133 ,1134 ,1167 ,1168 ,1169 ,1172 ,1181 ,1480 ,1481 ,1482 ,1487 ,1488 ,1489 ,1490 ,1491 ,1492 ,1493 ,1502 ,1523 ,1528 ,1534
NPR	180050000421	405014-50-4	64 ,70 ,1129 ,1130 ,1131 ,1132 ,1133 ,1134 ,1167 ,1168 ,1169 ,1172 ,1181 ,1480 ,1481 ,1482 ,1487 ,1488 ,1489 ,1490 ,1491 ,1492 ,1493 ,1502 ,1523 ,1528 ,1534
NPR	180050000700	405018-00-4	24 ,62 ,63 ,65 ,66 ,67 ,68 ,69 ,70 ,71 ,72 ,74 ,75 ,82 ,83 ,84 ,85 ,414 ,1131 ,1135 ,1136 ,1137 ,1140 ,1141 ,1142 ,1143 ,1145 ,1147 ,1148 ,1149 ,1150 ,1167 ,1169 ,1170 ,1172 ,1173 ,1175 ,1483 ,1484 ,1486 ,1487 ,1489 ,1490 ,1491 ,1492 ,1495 ,1496 ,1497 ,1498 ,1499 ,1500 ,1503 ,1504 ,1505 ,1508 ,1509 ,1511 ,1512 ,1513 ,1514 ,1518 ,1520 ,1529 ,1540
NPR	180050000715	405018-25-4	24 ,62 ,63 ,65 ,66 ,67 ,68 ,69 ,70 ,71 ,72 ,74 ,75 ,82 ,83 ,84 ,85 ,414 ,1131 ,1135 ,1136 ,1137 ,1140 ,1141 ,1142 ,1143 ,1145 ,1147 ,1148 ,1149 ,1150 ,1167 ,1169 ,1170 ,1172 ,1173 ,1175 ,1483 ,1484 ,1486 ,1487 ,1489 ,1490 ,1491 ,1492 ,1495 ,1496 ,1497 ,1498 ,1499 ,1500 ,1503 ,1504 ,1505 ,1508 ,1509 ,1511 ,1512 ,1513 ,1514 ,1518 ,1520 ,1529 ,1540
NPR	180050000721	405018-50-4	24 ,62 ,63 ,65 ,66 ,67 ,68 ,69 ,70 ,71 ,72 ,74 ,75 ,82 ,83 ,84 ,85 ,414 ,1131 ,1135 ,1136 ,1137 ,1140 ,1141 ,1142 ,1143 ,1145 ,1147 ,1148 ,1149 ,1150 ,1167 ,1169 ,1170 ,1172 ,1173 ,1175 ,1483 ,1484 ,1486 ,1487 ,1489 ,1490 ,1491 ,1492 ,1495 ,1496 ,1497 ,1498 ,1499 ,1500 ,1503 ,1504 ,1505 ,1508 ,1509 ,1511 ,1512 ,1513 ,1514 ,1518 ,1520 ,1529 ,1540
NPR	180050001300	405012-00-4	65 ,66 ,67 ,68 ,69 ,70 ,72 ,73 ,74 ,75 ,76 ,77 ,78 ,79 ,80 ,85 ,86 ,90 ,414 ,415 ,1131 ,1134 ,1135 ,1136 ,1137 ,1139 ,1140 ,1141 ,1143 ,1144 ,1145 ,1149 ,1150 ,1151 ,1167 ,1169 ,1170 ,1171 ,1172 ,1173 ,1175 ,1177 ,1480 ,1481 ,1486 ,1487 ,1489 ,1490 ,1491 ,1492 ,1496 ,1497 ,1498 ,1499 ,1500 ,1501 ,1502 ,1503 ,1505 ,1506 ,1507 ,1509 ,1510 ,1512 ,1513 ,1514 ,1515 ,1516 ,1519 ,1520 ,1521 ,1522 ,1524 ,1528 ,1529 ,1530 ,1531 ,1534 ,1535 ,1536
NPR	180050001315	405012-25-4	65 ,66 ,67 ,68 ,69 ,70 ,72 ,73 ,74 ,75 ,76 ,77 ,78 ,79 ,80 ,85 ,86 ,90 ,414 ,415 ,1131 ,1134 ,1135 ,1136 ,1137 ,1139 ,1140 ,1141 ,1143 ,1144 ,1145 ,1149 ,1150 ,1151 ,1167 ,1169 ,1170 ,1171 ,1172 ,1173 ,1175 ,1177 ,1480 ,1481 ,1486 ,1487 ,1489 ,1490 ,1491 ,1492 ,1496 ,1497 ,1498 ,1499 ,1500 ,1501 ,1502 ,1503 ,1505 ,1506 ,1507 ,1509 ,1510 ,1512 ,1513 ,1514 ,1515 ,1516 ,1519 ,1520 ,1521 ,1522 ,1524 ,1528 ,1529 ,1530 ,1531 ,1534 ,1535 ,1536
NPR	180050001321	405012-50-4	65 ,66 ,67 ,68 ,69 ,70 ,72 ,73 ,74 ,75 ,76 ,77 ,78 ,79 ,80 ,85 ,86 ,90 ,414 ,415 ,1131 ,1134 ,1135 ,1136 ,1137 ,1139 ,1140 ,1141 ,1143 ,1144 ,1145 ,1149 ,1150 ,1151 ,1167 ,1169 ,1170 ,1171 ,1172 ,1173 ,1175 ,1177 ,1480 ,1481 ,1486 ,1487 ,1489 ,1490 ,1491 ,1492 ,1496 ,1497 ,1498 ,1499 ,1500 ,1501 ,1502 ,1503 ,1505 ,1506 ,1507 ,1509 ,1510 ,1512 ,1513 ,1514 ,1515 ,1516 ,1519 ,1520 ,1521 ,1522 ,1524 ,1528 ,1529 ,1530 ,1531 ,1534 ,1535 ,1536
NPR	180050001326	405012-75-4	65 ,66 ,67 ,68 ,69 ,70 ,72 ,73 ,74 ,75 ,76 ,77 ,78 ,79 ,80 ,85 ,86 ,90 ,414 ,415 ,1131 ,1134 ,1135 ,1136 ,1137 ,1139 ,1140 ,1141 ,1143 ,1144 ,1145 ,1149 ,1150 ,1151 ,1167 ,1169 ,1170 ,1171 ,1172 ,1173 ,1175 ,1177 ,1480 ,1481 ,1486 ,1487 ,1489 ,1490 ,1491 ,1492 ,1496 ,1497 ,1498 ,1499 ,1500 ,1501 ,1502 ,1503 ,1505 ,1506 ,1507 ,1509 ,1510 ,1512 ,1513 ,1514 ,1515 ,1516 ,1519 ,1520 ,1521 ,1522 ,1524 ,1528 ,1529 ,1530 ,1531 ,1534 ,1535 ,1536



Cross Reference

Cross- Manu.	Reference-No.	SM-No.	On Page
NPR	180050001326	405012-75-4	65 ,66 ,67 ,68 ,69 ,70 ,72 ,73 ,74 ,75 ,76 ,77 ,78 ,79 ,80 ,85 ,86 ,90 ,414 ,415 ,1131 ,1134 ,1135 ,1136 ,1137 ,1139 ,1140 ,1141 ,1143 ,1144 ,1145 ,1149 ,1150 ,1151 ,1167 ,1169 ,1170 ,1171 ,1172 ,1173 ,1175 ,1177 ,1480 ,1481 ,1486 ,1487 ,1489 ,1490 ,1491 ,1492 ,1496 ,1497 ,1498 ,1499 ,1500 ,1501 ,1502 ,1503 ,1505 ,1506 ,1507 ,1509 ,1510 ,1512 ,1513 ,1514 ,1515 ,1516 ,1519 ,1520 ,1521 ,1522 ,1524 ,1528 ,1529 ,1530 ,1531 ,1534 ,1535 ,1536
NPR	180050001400	405001-00-4	24 ,62 ,63 ,66 ,67 ,68 ,69 ,71 ,72 ,73 ,74 ,75 ,78 ,79 ,80 ,82 ,83 ,84 ,85 ,90 ,91 ,414 ,416 ,439 ,816 ,1131 ,1135 ,1136 ,1137 ,1140 ,1141 ,1142 ,1143 ,1144 ,1145 ,1147 ,1148 ,1149 ,1150 ,1167 ,1169 ,1170 ,1172 ,1173 ,1175 ,1483 ,1484 ,1487 ,1489 ,1490 ,1491 ,1492 ,1494 ,1495 ,1496 ,1498 ,1499 ,1500 ,1503 ,1504 ,1505 ,1507 ,1508 ,1509 ,1511 ,1512 ,1513 ,1514 ,1515 ,1518 ,1519 ,1520 ,1521 ,1522 ,1524 ,1529 ,1535 ,1536
NPR	180050001415	405001-25-4	24 ,62 ,63 ,66 ,67 ,68 ,69 ,71 ,72 ,73 ,74 ,75 ,78 ,79 ,80 ,82 ,83 ,84 ,85 ,90 ,91 ,414 ,416 ,439 ,816 ,1131 ,1135 ,1136 ,1137 ,1140 ,1141 ,1142 ,1143 ,1144 ,1145 ,1147 ,1148 ,1149 ,1150 ,1167 ,1169 ,1170 ,1172 ,1173 ,1175 ,1483 ,1484 ,1487 ,1489 ,1490 ,1491 ,1492 ,1494 ,1495 ,1496 ,1498 ,1499 ,1500 ,1503 ,1504 ,1505 ,1507 ,1508 ,1509 ,1511 ,1512 ,1513 ,1514 ,1515 ,1518 ,1519 ,1520 ,1521 ,1522 ,1524 ,1529 ,1535 ,1536
NPR	180050001421	405001-50-4	24 ,62 ,63 ,66 ,67 ,68 ,69 ,71 ,72 ,73 ,74 ,75 ,78 ,79 ,80 ,82 ,83 ,84 ,85 ,90 ,91 ,414 ,416 ,439 ,816 ,1131 ,1135 ,1136 ,1137 ,1140 ,1141 ,1142 ,1143 ,1144 ,1145 ,1147 ,1148 ,1149 ,1150 ,1167 ,1169 ,1170 ,1172 ,1173 ,1175 ,1483 ,1484 ,1487 ,1489 ,1490 ,1491 ,1492 ,1494 ,1495 ,1496 ,1498 ,1499 ,1500 ,1503 ,1504 ,1505 ,1507 ,1508 ,1509 ,1511 ,1512 ,1513 ,1514 ,1515 ,1518 ,1519 ,1520 ,1521 ,1522 ,1524 ,1529 ,1535 ,1536
NPR	180050001426	405001-75-4	24 ,62 ,63 ,66 ,67 ,68 ,69 ,71 ,72 ,73 ,74 ,75 ,78 ,79 ,80 ,82 ,83 ,84 ,85 ,90 ,91 ,414 ,416 ,439 ,816 ,1131 ,1135 ,1136 ,1137 ,1140 ,1141 ,1142 ,1143 ,1144 ,1145 ,1147 ,1148 ,1149 ,1150 ,1167 ,1169 ,1170 ,1172 ,1173 ,1175 ,1483 ,1484 ,1487 ,1489 ,1490 ,1491 ,1492 ,1494 ,1495 ,1496 ,1498 ,1499 ,1500 ,1503 ,1504 ,1505 ,1507 ,1508 ,1509 ,1511 ,1512 ,1513 ,1514 ,1515 ,1518 ,1519 ,1520 ,1521 ,1522 ,1524 ,1529 ,1535 ,1536
NPR	180050001429	405001-100-4	24 ,62 ,63 ,66 ,67 ,68 ,69 ,71 ,72 ,73 ,74 ,75 ,78 ,79 ,80 ,82 ,83 ,84 ,85 ,90 ,91 ,414 ,416 ,439 ,816 ,1131 ,1135 ,1136 ,1137 ,1140 ,1141 ,1142 ,1143 ,1144 ,1145 ,1147 ,1148 ,1149 ,1150 ,1167 ,1169 ,1170 ,1172 ,1173 ,1175 ,1483 ,1484 ,1487 ,1489 ,1490 ,1491 ,1492 ,1494 ,1495 ,1496 ,1498 ,1499 ,1500 ,1503 ,1504 ,1505 ,1507 ,1508 ,1509 ,1511 ,1512 ,1513 ,1514 ,1515 ,1518 ,1519 ,1520 ,1521 ,1522 ,1524 ,1529 ,1535 ,1536
NPR	180050001500	405021-00-4	69 ,70 ,80 ,81 ,413 ,415 ,422 ,556 ,628 ,781 ,782 ,1134 ,1135 ,1138 ,1139 ,1142 ,1146 ,1170 ,1171 ,1174 ,1176 ,1497 ,1498 ,1499 ,1501 ,1502 ,1510 ,1516 ,1517 ,1518 ,1530 ,1535 ,1536 ,1537
NPR	180050001515	405021-25-4	69 ,70 ,80 ,81 ,413 ,415 ,422 ,556 ,628 ,781 ,782 ,1134 ,1135 ,1138 ,1139 ,1142 ,1146 ,1170 ,1171 ,1174 ,1176 ,1497 ,1498 ,1499 ,1501 ,1502 ,1510 ,1516 ,1517 ,1518 ,1530 ,1535 ,1536 ,1537
NPR	180050001521	405021-50-4	69 ,70 ,80 ,81 ,413 ,415 ,422 ,556 ,628 ,781 ,782 ,1134 ,1135 ,1138 ,1139 ,1142 ,1146 ,1170 ,1171 ,1174 ,1176 ,1497 ,1498 ,1499 ,1501 ,1502 ,1510 ,1516 ,1517 ,1518 ,1530 ,1535 ,1536 ,1537
NPR	180050002100	405010-00-5	1516
NPR	180050002121	405010-50-5	1516
NPR	180050002300	405022-00-4	86 ,87 ,91 ,1149 ,1152 ,1178 ,1181 ,1519 ,1524 ,1530 ,1531
NPR	180050002400	405023-00-4	86 ,91 ,584 ,1149 ,1151 ,1176 ,1178 ,1181 ,1519 ,1520 ,1521 ,1530 ,1537
NPR	180051000100	401103-00-4	207 ,208 ,209 ,210 ,291 ,343 ,411 ,412 ,420 ,430 ,654 ,771 ,780 ,854 ,909 ,910 ,1205 ,1206 ,1281 ,1403 ,1404
NPR	180051000115	401103-25-4	207 ,208 ,209 ,210 ,291 ,343 ,411 ,412 ,420 ,430 ,654 ,771 ,780 ,854 ,909 ,910 ,1205 ,1206 ,1281 ,1403 ,1404
NPR	180051000117	401103-30-4	207 ,208 ,209 ,210 ,291 ,343 ,411 ,412 ,420 ,430 ,654 ,771 ,780 ,854 ,909 ,910 ,1205 ,1206 ,1281 ,1403 ,1404
NPR	180051000300	405110-00-5	1009 ,1404 ,1406 ,1407
NPR	180051000315	405110-25-5	1009 ,1404 ,1406 ,1407
NPR	180051000321	405110-50-5	1009 ,1404 ,1406 ,1407
NPR	180053000100	405301-00-4	575
NPR	180053000115	405301-25-4	575
NPR	180053000121	405301-50-4	575
NPR	180055000500	405501-00-6	1196
NPR	180058000921	405103-50-6	1018 ,1053 ,1414 ,1415 ,1420
NPR	180058001326	408502-75-4	422 ,660
NPR	180059000900	405103-00-6	1018 ,1053 ,1414 ,1415 ,1420
NPR	180059000915	405103-25-6	1018 ,1053 ,1414 ,1415 ,1420
NPR	180070000200	409614-00-3	267
NPR	180070000300	409615-00-3	97 ,267 ,299 ,571 ,1281
NPR	180070000315	409615-25-3	97 ,267 ,299 ,571 ,1281
NPR	180070000321	409615-50-3	97 ,267 ,299 ,571 ,1281

Cross Reference



Cross- Manu.	Reference-No.	SM-No.	On Page
NPR	180070000321	409615-50-3	97 ,267 ,299 ,571 ,1281
NPR	180079000700	403505-00-4	169 ,463 ,468 ,498 ,656 ,855 ,856 ,859 ,1281 ,1282 ,1283 ,1285
NPR	180079000715	403505-25-4	169 ,463 ,468 ,498 ,656 ,855 ,856 ,859 ,1281 ,1282 ,1283 ,1285
NPR	180079000721	403505-50-4	169 ,463 ,468 ,498 ,656 ,855 ,856 ,859 ,1281 ,1282 ,1283 ,1285
NPR	180079001200	403520-00-4	157 ,458 ,498 ,499 ,864 ,1291
NPR	180079001215	403520-25-4	157 ,458 ,498 ,499 ,864 ,1291
NPR	180079001221	403520-50-4	157 ,458 ,498 ,499 ,864 ,1291
NPR	180085000200	405307-00-4	657 to 658
NPR	180085000215	405307-25-4	657 to 658
NPR	180085000221	405307-50-4	657 to 658
NPR	180085000226	405307-75-4	657 to 658
NPR	180085000229	405307-100-4	657 to 658
NPR	180085000231	405307-125-4	657 to 658
NPR	180085000600	403518-00-4	655 to 656
NPR	180085000615	403518-25-4	655 to 656
NPR	180085000621	403518-50-4	655 to 656
NPR	180085000626	403518-75-4	655 to 656
NPR	180085000629	403518-100-4	655 to 656
NPR	180085000631	403518-125-4	655 to 656
NPR	180085000633	403518-150-4	655 to 656
NPR	180085000700	405308-00-4	410 ,413 ,430 ,431 ,571 ,572 ,573 ,653 ,655 ,657
NPR	180085000715	405308-25-4	410 ,413 ,430 ,431 ,571 ,572 ,573 ,653 ,655 ,657
NPR	180085001300	408502-00-4	422 ,660
NPR	180085001315	408502-25-4	422 ,660
NPR	180085001321	408502-50-4	422 ,660
NPR	180085001329	408502-100-4	422 ,660
NPR	180087000300	402422-00-4	478 ,571
NPR	180087000315	402422-25-4	478 ,571
NPR	180087000321	402422-50-4	478 ,571
NPR	180087000400	402414-00-3	480
NPR	180087000415	402414-25-3	480
NPR	180087000421	402414-50-3	480
NPR	180087000500	402413-00-4	480 ,573
NPR	180087000515	402413-25-4	480 ,573
NPR	180087000521	402413-50-4	480 ,573
NPR	180087000600	402409-00-4	481 ,574
NPR	180087000615	402409-25-4	481 ,574
NPR	180087000621	402409-50-4	481 ,574
NPR	180087000626	402409-75-4	481 ,574
NPR	180087000900	402408-00-4	481 ,573
NPR	180087000915	402408-25-4	481 ,573
NPR	180087001000	405305-00-4	478 ,571
NPR	180087001015	405305-25-4	478 ,571
NPR	180087001021	405305-50-4	478 ,571
NPR	180087001026	405305-75-4	478 ,571
NPR	180088001200	408703-00-4	285 ,421 ,481 ,783 ,784
NPR	180088001215	408703-25-4	285 ,421 ,481 ,783 ,784
NPR	180088001221	408703-50-4	285 ,421 ,481 ,783 ,784
NPR	180089001600	409003-00-4	819 to 821
NPR	180089001615	409003-25-4	819 to 821
NPR	180089001621	409003-50-4	819 to 821
NPR	180094000200	403503-00-4	97 ,247 ,462 ,632 ,636 ,1204 ,1279
NPR	180094000215	403503-25-4	97 ,247 ,462 ,632 ,636 ,1204 ,1279
NPR	180094000221	403503-50-4	97 ,247 ,462 ,632 ,636 ,1204 ,1279
NPR	180094000226	403503-75-4	97 ,247 ,462 ,632 ,636 ,1204 ,1279
NPR	180094000400	403512-00-4	154 ,462 ,632 ,636 ,780 ,1199 ,1205
NPR	180094000415	403512-25-4	154 ,462 ,632 ,636 ,780 ,1199 ,1205
NPR	180094000421	403512-50-4	154 ,462 ,632 ,636 ,780 ,1199 ,1205



Cross Reference

Cross- Manu.	Reference-No.	SM-No.	On Page
NPR	180094000421	403512-50-4	154 ,462 ,632 ,636 ,780 ,1199 ,1205
NPR	180094000426	403512-75-4	154 ,462 ,632 ,636 ,780 ,1199 ,1205
NPR	180094000600	403511-00-3	247 ,632 ,636 ,1204
NPR	180094000615	403511-25-3	247 ,632 ,636 ,1204
NPR	180094000621	403511-50-3	247 ,632 ,636 ,1204
NPR	180094000626	403511-75-3	247 ,632 ,636 ,1204
NPR	180096001200	409612-00-4	1238
NPR	180096001215	409612-25-4	1238
NPR	180096001221	409612-50-4	1238
NPR	180096001600	409601-00-4	24 ,1238 ,1239 ,1240 ,1524
NPR	180096001621	409601-50-4	24 ,1238 ,1239 ,1240 ,1524
NPR	180096002600	401403-00-4	449 ,1237 ,1238 ,1243
NPR	180096002615	401403-25-4	449 ,1237 ,1238 ,1243
NPR	180096002621	401403-50-4	449 ,1237 ,1238 ,1243
NPR	180096002700	409605-00-4	299 ,1199 ,1237 ,1243 ,1246
NPR	180096002715	409605-25-4	299 ,1199 ,1237 ,1243 ,1246
NPR	180096002721	409605-50-4	299 ,1199 ,1237 ,1243 ,1246
NPR	180096002726	409605-75-4	299 ,1199 ,1237 ,1243 ,1246
NPR	180100000800	401003-00-6	755
NPR	180100000826	401003-75-6	755
NPR	180121000500	402002-00-4	225 ,352 ,355 ,537 ,539 ,926
NPR	180121000515	402002-25-4	225 ,352 ,355 ,537 ,539 ,926
NPR	180121001200	402008-00-6	32 ,250 ,546
NPR	180309000115	401402-25-3	166 ,247
NPR	180309000121	401402-50-3	166 ,247
NPR	180309000200	401402-00-4	166 ,247
NPR	180711000100	409901-00-4	
NPR	180711000125	409901-25-4	
NPR	180711000150	409901-50-4	
NPR	180717000100	409902-00-4	
NPR	180717000125	409902-25-4	
NPR	180717000150	409902-50-4	
NPR	180768000100	400011-00-4	
NPR	180768000125	400011-25-4	
NPR	181007000200	430701-00-4	131 ,133
NPR	181007000215	430701-25-4	131 ,133
NPR	181007000221	430701-50-4	131 ,133
NPR	181007000500	430709-00-4	129 ,132 ,133 ,138 ,139
NPR	181007000515	430709-25-4	129 ,132 ,133 ,138 ,139
NPR	181007000521	430709-50-4	129 ,132 ,133 ,138 ,139
NPR	181007000526	430709-75-4	129 ,132 ,133 ,138 ,139
NPR	181007000800	430708-00-4	20 ,130 ,132 ,138 ,139
NPR	181007000815	430708-25-4	20 ,130 ,132 ,138 ,139
NPR	181007000821	430708-50-4	20 ,130 ,132 ,138 ,139
NPR	181007000826	430708-75-4	20 ,130 ,132 ,138 ,139
NPR	181007009000	430709-00-6	129 ,133 ,138 ,139
NPR	181007009015	430709-25-6	129 ,133 ,138 ,139
NPR	181010000400	431010-00-4	742 to 743
NPR	181010000415	431010-25-4	742 to 743
NPR	181010000421	431010-50-4	742 to 743
NPR	181010000500	431008-00-4	745 ,746 ,751 ,752 ,1152
NPR	181010000515	431008-25-4	745 ,746 ,751 ,752 ,1152
NPR	181010000521	431008-50-4	745 ,746 ,751 ,752 ,1152
NPR	181010000526	431008-75-4	745 ,746 ,751 ,752 ,1152
NPR	181010000529	431008-100-4	745 ,746 ,751 ,752 ,1152
NPR	181010000900	431011-00-4	742 ,744 ,748 ,749 ,1192
NPR	181010000915	431011-25-4	742 ,744 ,748 ,749 ,1192
NPR	181010000921	431011-50-4	742 ,744 ,748 ,749 ,1192

Cross Reference



Cross- Manu.	Reference-No.	SM-No.	On Page
NPR	181010000921	431011-50-4	742 ,744 ,748 ,749 ,1192
NPR	181010001300	431012-00-5	743 ,745 ,749 ,1191
NPR	181010001315	431012-25-5	743 ,745 ,749 ,1191
NPR	181010001321	431012-50-5	743 ,745 ,749 ,1191
NPR	181020000300	432001-00-4	341 ,342 ,344 ,595
NPR	181020000315	432001-25-4	341 ,342 ,344 ,595
NPR	181020000321	432001-50-4	341 ,342 ,344 ,595
NPR	181020000326	432001-75-4	341 ,342 ,344 ,595
NPR	181020000500	430101-00-4	14 ,15 ,345 ,346 ,348 ,556 ,597 ,598
NPR	181020000515	430101-25-4	14 ,15 ,345 ,346 ,348 ,556 ,597 ,598
NPR	181020000521	430101-50-4	14 ,15 ,345 ,346 ,348 ,556 ,597 ,598
NPR	181020001200	433807-00-4	15 ,94 ,224 ,354 ,537 ,538 ,600 ,791 ,864 ,926 ,1012 ,1013 ,1047 ,1048 ,1152 ,1290 ,1291
NPR	181020001215	433807-25-4	15 ,94 ,224 ,354 ,537 ,538 ,600 ,791 ,864 ,926 ,1012 ,1013 ,1047 ,1048 ,1152 ,1290 ,1291
NPR	181020001221	433807-50-4	15 ,94 ,224 ,354 ,537 ,538 ,600 ,791 ,864 ,926 ,1012 ,1013 ,1047 ,1048 ,1152 ,1290 ,1291
NPR	181021000200	432103-00-4	416
NPR	181021000215	432103-25-4	416
NPR	181021000221	432103-50-4	416
NPR	181021000400	432102-00-4	412 ,413 ,415 ,417 ,420 ,432 ,439 ,658
NPR	181021000415	432102-25-4	412 ,413 ,415 ,417 ,420 ,432 ,439 ,658
NPR	181021000421	432102-50-4	412 ,413 ,415 ,417 ,420 ,432 ,439 ,658
NPR	181021000426	432102-75-4	412 ,413 ,415 ,417 ,420 ,432 ,439 ,658
NPR	181021000429	432102-100-4	412 ,413 ,415 ,417 ,420 ,432 ,439 ,658
NPR	181021000500	432104-00-4	410 ,412 ,415 ,430 ,653 ,654 ,663
NPR	181021000515	432104-25-4	410 ,412 ,415 ,430 ,653 ,654 ,663
NPR	181021000521	432104-50-4	410 ,412 ,415 ,430 ,653 ,654 ,663
NPR	181021000600	432114-00-4	413 ,416 ,431 ,656
NPR	181021000615	432114-25-4	413 ,416 ,431 ,656
NPR	181021000621	432114-50-4	413 ,416 ,431 ,656
NPR	181021000700	432106-00-4	221 ,351 ,418 ,419 ,421 ,432 ,433 ,434 ,435 ,440 ,553 ,605 ,922
NPR	181021000715	432106-25-4	221 ,351 ,418 ,419 ,421 ,432 ,433 ,434 ,435 ,440 ,553 ,605 ,922
NPR	181021000721	432106-50-4	221 ,351 ,418 ,419 ,421 ,432 ,433 ,434 ,435 ,440 ,553 ,605 ,922
NPR	181021000800	432105-00-4	421 ,422 ,423 ,436
NPR	181021000815	432105-25-4	421 ,422 ,423 ,436
NPR	181021000821	432105-50-4	421 ,422 ,423 ,436
NPR	181021001000	432107-00-4	416
NPR	181021001015	432107-25-4	416
NPR	181021001021	432107-50-4	416
NPR	181021001200	432119-00-3	411
NPR	181021001215	432119-25-3	411
NPR	181021001221	432119-50-3	411
NPR	181021001300	432120-00-4	417 ,431
NPR	181032000200	433201-00-1	306 ,788
NPR	181032000215	433201-25-1	306 ,788
NPR	181032000221	433201-50-1	306 ,788
NPR	181032000226	433201-75-1	306 ,788
NPR	181032000229	433201-100-1	306 ,788
NPR	181035000100	430302-00-4	97 ,98 ,142 ,145 ,154 ,166 ,167 ,168 ,169 ,170 ,171 ,248 ,344 ,462 ,463 ,814 ,820 ,853 ,854 ,855 ,856 ,858 ,859 ,1061 ,1206 ,1279 ,1281 ,1282 ,1285
NPR	181035000115	430302-25-4	97 ,98 ,142 ,145 ,154 ,166 ,167 ,168 ,169 ,170 ,171 ,248 ,344 ,462 ,463 ,814 ,820 ,853 ,854 ,855 ,856 ,858 ,859 ,1061 ,1206 ,1279 ,1281 ,1282 ,1285
NPR	181035000121	430302-50-4	97 ,98 ,142 ,145 ,154 ,166 ,167 ,168 ,169 ,170 ,171 ,248 ,344 ,462 ,463 ,814 ,820 ,853 ,854 ,855 ,856 ,858 ,859 ,1061 ,1206 ,1279 ,1281 ,1282 ,1285
NPR	181035000129	430302-100-4	97 ,98 ,142 ,145 ,154 ,166 ,167 ,168 ,169 ,170 ,171 ,248 ,344 ,462 ,463 ,814 ,820 ,853 ,854 ,855 ,856 ,858 ,859 ,1061 ,1206 ,1279 ,1281 ,1282 ,1285
NPR	181035000131	430302-125-4	97 ,98 ,142 ,145 ,154 ,166 ,167 ,168 ,169 ,170 ,171 ,248 ,344 ,462 ,463 ,814 ,820 ,853 ,854 ,855 ,856 ,858 ,859 ,1061 ,1206 ,1279 ,1281 ,1282 ,1285
NPR	181035000200	433501-00-4	98 ,170 ,171 ,172 ,173 ,248 ,249 ,464 ,498 ,588 ,857 ,859 ,861 ,863 ,1284 ,1285 ,1286 ,1288 ,1289 ,1290



Cross Reference

Cross- Manu.	Reference-No.	SM-No.	On Page
NPR	181035000200	433501-00-4	98 ,170 ,171 ,172 ,173 ,248 ,249 ,464 ,498 ,588 ,857 ,859 ,861 ,863 ,1284 ,1285 ,1286 ,1288 ,1289 ,1290
NPR	181035000215	433501-25-4	98 ,170 ,171 ,172 ,173 ,248 ,249 ,464 ,498 ,588 ,857 ,859 ,861 ,863 ,1284 ,1285 ,1286 ,1288 ,1289 ,1290
NPR	181035000221	433501-50-4	98 ,170 ,171 ,172 ,173 ,248 ,249 ,464 ,498 ,588 ,857 ,859 ,861 ,863 ,1284 ,1285 ,1286 ,1288 ,1289 ,1290
NPR	181035000400	433508-00-4	167 ,168 ,462 ,853 ,854 ,1205 ,1280
NPR	181035000415	433508-25-4	167 ,168 ,462 ,853 ,854 ,1205 ,1280
NPR	181035000421	433508-50-4	167 ,168 ,462 ,853 ,854 ,1205 ,1280
NPR	181035001000	433504-00-4	13 ,166 ,177 ,205 ,341 ,410 ,595 ,632 ,636 ,853 ,906 ,1199 ,1205 ,1220 ,1279
NPR	181035001015	433504-25-4	13 ,166 ,177 ,205 ,341 ,410 ,595 ,632 ,636 ,853 ,906 ,1199 ,1205 ,1220 ,1279
NPR	181035001021	433504-50-4	13 ,166 ,177 ,205 ,341 ,410 ,595 ,632 ,636 ,853 ,906 ,1199 ,1205 ,1220 ,1279
NPR	181035001300	433509-00-4	171 ,861 ,1061 ,1287
NPR	181035001315	433509-25-4	171 ,861 ,1061 ,1287
NPR	181035001321	433509-50-4	171 ,861 ,1061 ,1287
NPR	181036000100	433601-00-4	98 ,867 ,868
NPR	181036000115	433601-25-4	98 ,867 ,868
NPR	181036000121	433601-50-4	98 ,867 ,868
NPR	181036000126	433601-75-4	98 ,867 ,868
NPR	181036000200	433604-00-4	7 ,174 ,868 ,869 ,870 ,871 ,872 ,1409 ,1525
NPR	181036000215	433604-25-4	7 ,174 ,868 ,869 ,870 ,871 ,872 ,1409 ,1525
NPR	181036000221	433604-50-4	7 ,174 ,868 ,869 ,870 ,871 ,872 ,1409 ,1525
NPR	181036000300	433601-00-3	867 to 868
NPR	181036000315	433601-25-3	867 to 868
NPR	181036000321	433601-50-3	867 to 868
NPR	181036000326	433601-75-3	867 to 868
NPR	181037000100	431104-00-4	205 ,206 ,207 ,208 ,210 ,211 ,212 ,214 ,215 ,906 ,907 ,908 ,911 ,912 ,913 ,915 ,916 ,929 ,998 ,1212 ,1213 ,1214
NPR	181037000117	431104-30-4	205 ,206 ,207 ,208 ,210 ,211 ,212 ,214 ,215 ,906 ,907 ,908 ,911 ,912 ,913 ,915 ,916 ,929 ,998 ,1212 ,1213 ,1214
NPR	181037000121	431104-50-4	205 ,206 ,207 ,208 ,210 ,211 ,212 ,214 ,215 ,906 ,907 ,908 ,911 ,912 ,913 ,915 ,916 ,929 ,998 ,1212 ,1213 ,1214
NPR	181037000128	431104-80-4	205 ,206 ,207 ,208 ,210 ,211 ,212 ,214 ,215 ,906 ,907 ,908 ,911 ,912 ,913 ,915 ,916 ,929 ,998 ,1212 ,1213 ,1214
NPR	181037000129	431104-100-4	205 ,206 ,207 ,208 ,210 ,211 ,212 ,214 ,215 ,906 ,907 ,908 ,911 ,912 ,913 ,915 ,916 ,929 ,998 ,1212 ,1213 ,1214
NPR	181037000131	431104-125-4	205 ,206 ,207 ,208 ,210 ,211 ,212 ,214 ,215 ,906 ,907 ,908 ,911 ,912 ,913 ,915 ,916 ,929 ,998 ,1212 ,1213 ,1214
NPR	181037000200	433702-00-4	207 ,212 ,213 ,228 ,343 ,907 ,908 ,910 ,911 ,913 ,1540
NPR	181037000217	433702-30-4	207 ,212 ,213 ,228 ,343 ,907 ,908 ,910 ,911 ,913 ,1540
NPR	181037000221	433702-50-4	207 ,212 ,213 ,228 ,343 ,907 ,908 ,910 ,911 ,913 ,1540
NPR	181037000226	433702-80-4	207 ,212 ,213 ,228 ,343 ,907 ,908 ,910 ,911 ,913 ,1540
NPR	181037000400	433701-00-4	215 ,216 ,217 ,218 ,346 ,348 ,480 ,588 ,916 ,917 ,918 ,1058 ,1207 ,1215
NPR	181037000417	433701-30-4	215 ,216 ,217 ,218 ,346 ,348 ,480 ,588 ,916 ,917 ,918 ,1058 ,1207 ,1215
NPR	181037000421	433701-50-4	215 ,216 ,217 ,218 ,346 ,348 ,480 ,588 ,916 ,917 ,918 ,1058 ,1207 ,1215
NPR	181037000428	433701-80-4	215 ,216 ,217 ,218 ,346 ,348 ,480 ,588 ,916 ,917 ,918 ,1058 ,1207 ,1215
NPR	181037000429	433701-100-4	215 ,216 ,217 ,218 ,346 ,348 ,480 ,588 ,916 ,917 ,918 ,1058 ,1207 ,1215
NPR	181037000900	433711-00-4	221 ,352 ,915 ,922
NPR	181037000917	433711-30-4	221 ,352 ,915 ,922
NPR	181037000921	433711-50-4	221 ,352 ,915 ,922
NPR	181037001000	431105-00-4	219 ,222 ,223 ,349 ,353 ,917 ,919 ,920 ,924 ,1215 ,1216
NPR	181037001017	431105-30-4	219 ,222 ,223 ,349 ,353 ,917 ,919 ,920 ,924 ,1215 ,1216
NPR	181037001021	431105-50-4	219 ,222 ,223 ,349 ,353 ,917 ,919 ,920 ,924 ,1215 ,1216
NPR	181037001028	431105-80-4	219 ,222 ,223 ,349 ,353 ,917 ,919 ,920 ,924 ,1215 ,1216
NPR	181037001029	431105-100-4	219 ,222 ,223 ,349 ,353 ,917 ,919 ,920 ,924 ,1215 ,1216
NPR	181037001031	431105-125-4	219 ,222 ,223 ,349 ,353 ,917 ,919 ,920 ,924 ,1215 ,1216
NPR	181037001033	431105-150-4	219 ,222 ,223 ,349 ,353 ,917 ,919 ,920 ,924 ,1215 ,1216
NPR	181037001100	431106-00-4	172 ,220 ,221 ,229 ,292 ,293 ,350 ,351 ,418 ,432 ,433 ,439 ,440 ,599 ,605 ,618 ,782 ,862 ,921 ,930 ,1208 ,1220 ,1289 ,1407
NPR	181037001117	431106-30-4	172 ,220 ,221 ,229 ,292 ,293 ,350 ,351 ,418 ,432 ,433 ,439 ,440 ,599 ,605 ,618 ,782 ,862 ,921 ,930 ,1208 ,1220 ,1289 ,1407

Cross Reference



Cross- Manu.	Reference-No.	SM-No.	On Page
NPR	181037001117	431106-30-4	172 ,220 ,221 ,229 ,292 ,293 ,350 ,351 ,418 ,432 ,433 ,439 ,440 ,599 ,605 ,618 ,782 ,862 ,921 ,930 ,1208 ,1220 ,1289 ,1407
NPR	181037001121	431106-50-4	172 ,220 ,221 ,229 ,292 ,293 ,350 ,351 ,418 ,432 ,433 ,439 ,440 ,599 ,605 ,618 ,782 ,862 ,921 ,930 ,1208 ,1220 ,1289 ,1407
NPR	181037001128	431106-80-4	172 ,220 ,221 ,229 ,292 ,293 ,350 ,351 ,418 ,432 ,433 ,439 ,440 ,599 ,605 ,618 ,782 ,862 ,921 ,930 ,1208 ,1220 ,1289 ,1407
NPR	181037001129	431106-100-4	172 ,220 ,221 ,229 ,292 ,293 ,350 ,351 ,418 ,432 ,433 ,439 ,440 ,599 ,605 ,618 ,782 ,862 ,921 ,930 ,1208 ,1220 ,1289 ,1407
NPR	181037001200	431102-00-4	214 ,633 ,914 ,1057
NPR	181037001217	431102-30-4	214 ,633 ,914 ,1057
NPR	181037001221	431102-50-4	214 ,633 ,914 ,1057
NPR	181037001228	431102-80-4	214 ,633 ,914 ,1057
NPR	181037001229	431102-100-4	214 ,633 ,914 ,1057
NPR	181037001400	432101-00-4	25 ,262 ,424 ,619 ,926 ,1193 ,1216 ,1217
NPR	181037001417	432101-30-4	25 ,262 ,424 ,619 ,926 ,1193 ,1216 ,1217
NPR	181037001421	432101-50-4	25 ,262 ,424 ,619 ,926 ,1193 ,1216 ,1217
NPR	181037001428	432101-80-4	25 ,262 ,424 ,619 ,926 ,1193 ,1216 ,1217
NPR	181037001429	432101-100-4	25 ,262 ,424 ,619 ,926 ,1193 ,1216 ,1217
NPR	181037001600	433715-00-4	224 ,925
NPR	181037001615	433715-30-4	224 ,925
NPR	181037001621	433715-50-4	224 ,925
NPR	181037001628	433715-80-4	224 ,925
NPR	181037002000	433709-00-3	210 ,228 ,292 ,854 ,910 ,929 ,1280
NPR	181037002017	433709-30-3	210 ,228 ,292 ,854 ,910 ,929 ,1280
NPR	181037002021	433709-50-3	210 ,228 ,292 ,854 ,910 ,929 ,1280
NPR	181037002026	433709-75-3	210 ,228 ,292 ,854 ,910 ,929 ,1280
NPR	181037002200	431114-00-4	128 ,213 ,214 ,292 ,771 ,914
NPR	181037002215	431114-25-4	128 ,213 ,214 ,292 ,771 ,914
NPR	181037002221	431114-50-4	128 ,213 ,214 ,292 ,771 ,914
NPR	181037002226	431114-75-4	128 ,213 ,214 ,292 ,771 ,914
NPR	181037002300	433714-00-4	213 ,292 ,855 ,913 ,1237 ,1281
NPR	181037002315	433714-30-4	213 ,292 ,855 ,913 ,1237 ,1281
NPR	181037002321	433714-50-4	213 ,292 ,855 ,913 ,1237 ,1281
NPR	181038000100	433805-00-4 433826-00-4	240 ,618 ,622 ,740 ,814 ,815 ,999 ,1000 ,1206
NPR	181038000115	433805-25-4 433826-25-4	240 ,618 ,622 ,740 ,814 ,815 ,999 ,1000 ,1206
NPR	181038000121	433805-50-4 433826-50-4	240 ,618 ,622 ,740 ,814 ,815 ,999 ,1000 ,1206
NPR	181038000126	433805-75-4	240 ,618 ,622 ,740 ,814 ,815 ,999 ,1000 ,1206
NPR	181038000200	433803-00-4	23 ,24 ,241 ,780 ,781 ,930 ,1001 ,1005 ,1006 ,1007 ,1008 ,1404 ,1405 ,1406
NPR	181038000215	433803-25-4	23 ,24 ,241 ,780 ,781 ,930 ,1001 ,1005 ,1006 ,1007 ,1008 ,1404 ,1405 ,1406
NPR	181038000221	433803-50-4	23 ,24 ,241 ,780 ,781 ,930 ,1001 ,1005 ,1006 ,1007 ,1008 ,1404 ,1405 ,1406
NPR	181038000226	433803-75-4	23 ,24 ,241 ,780 ,781 ,930 ,1001 ,1005 ,1006 ,1007 ,1008 ,1404 ,1405 ,1406
NPR	181038000300	433804-00-4	1404 to 1406
NPR	181038000500	431101-00-4	178 ,223 ,557 ,923 ,1011 ,1012
NPR	181038000515	431101-25-4	178 ,223 ,557 ,923 ,1011 ,1012
NPR	181038000521	431101-50-4	178 ,223 ,557 ,923 ,1011 ,1012
NPR	181038000526	431101-75-4	178 ,223 ,557 ,923 ,1011 ,1012
NPR	181038000529	431101-100-4	178 ,223 ,557 ,923 ,1011 ,1012
NPR	181038000800	433806-00-4	23 ,239 ,240 ,241 ,242 ,261 ,491 ,618 ,622 ,814 ,815 ,996 ,997 ,998 ,999 ,1000 ,1001 ,1002 ,1003 ,1004 ,1403 ,1404
NPR	181038000815	433806-25-4	23 ,239 ,240 ,241 ,242 ,261 ,491 ,618 ,622 ,814 ,815 ,996 ,997 ,998 ,999 ,1000 ,1001 ,1002 ,1003 ,1004 ,1403 ,1404
NPR	181038000821	433806-50-4	23 ,239 ,240 ,241 ,242 ,261 ,491 ,618 ,622 ,814 ,815 ,996 ,997 ,998 ,999 ,1000 ,1001 ,1002 ,1003 ,1004 ,1403 ,1404
NPR	181038000826	433806-75-4	23 ,239 ,240 ,241 ,242 ,261 ,491 ,618 ,622 ,814 ,815 ,996 ,997 ,998 ,999 ,1000 ,1001 ,1002 ,1003 ,1004 ,1403 ,1404
NPR	181038000900	433813-00-4	241 ,242 ,815 ,1001 ,1002 ,1003 ,1004
NPR	181038000915	433813-25-4	241 ,242 ,815 ,1001 ,1002 ,1003 ,1004
NPR	181038000921	433813-50-4	241 ,242 ,815 ,1001 ,1002 ,1003 ,1004
NPR	181038001200	433802-00-4	813 ,995



Cross Reference

Cross- Manu.	Reference-No.	SM-No.	On Page
NPR	181038001200	433802-00-4	813 ,995
NPR	181038001215	433802-25-4	813 ,995
NPR	181038001221	433802-50-4	813 ,995
NPR	181038001226	433802-75-4	813 ,995
NPR	181038001229	433802-100-4	813 ,995
NPR	181038001300	433801-00-4	239 ,813 ,995
NPR	181038001315	433801-25-4	239 ,813 ,995
NPR	181038001321	433801-50-4	239 ,813 ,995
NPR	181038001326	433801-75-4	239 ,813 ,995
NPR	181038001329	433801-100-4	239 ,813 ,995
NPR	181038001400	431301-00-4	23 ,261 ,994 ,995 ,996 ,998 ,1403
NPR	181038001415	431301-25-4	23 ,261 ,994 ,995 ,996 ,998 ,1403
NPR	181038001421	431301-50-4	23 ,261 ,994 ,995 ,996 ,998 ,1403
NPR	181038001426	431301-75-4	23 ,261 ,994 ,995 ,996 ,998 ,1403
NPR	181038001429	431301-100-4	23 ,261 ,994 ,995 ,996 ,998 ,1403
NPR	181038001800	433514-00-4	818 ,862 ,1010 ,1011 ,1288
NPR	181038001815	433514-25-4	818 ,862 ,1010 ,1011 ,1288
NPR	181038001821	433514-50-4	818 ,862 ,1010 ,1011 ,1288
NPR	181038001900	433821-00-4	817 ,818 ,860 ,861 ,1009 ,1010 ,1287
NPR	181038001915	433821-25-4	817 ,818 ,860 ,861 ,1009 ,1010 ,1287
NPR	181038001921	433821-50-4	817 ,818 ,860 ,861 ,1009 ,1010 ,1287
NPR	181038001926	433821-75-4	817 ,818 ,860 ,861 ,1009 ,1010 ,1287
NPR	181038002000	433830-00-4	344 ,740 ,816 ,857 ,1005 ,1284 ,1285
NPR	181038002015	433830-25-4	344 ,740 ,816 ,857 ,1005 ,1284 ,1285
NPR	181038002021	433830-50-4	344 ,740 ,816 ,857 ,1005 ,1284 ,1285
NPR	181038002100	433831-00-4	239 ,491 ,740 ,813 ,997
NPR	181038002115	433831-25-4	239 ,491 ,740 ,813 ,997
NPR	181038002121	433831-50-4	239 ,491 ,740 ,813 ,997
NPR	181040000100	433814-00-6	1014 ,1015 ,1049
NPR	181040000115	433814-25-6	1014 ,1015 ,1049
NPR	181040000121	433814-50-6	1014 ,1015 ,1049
NPR	181040000300	433810-00-1	1016 ,1017 ,1051
NPR	181040000315	433810-25-1	1016 ,1017 ,1051
NPR	181040000321	433810-50-1	1016 ,1017 ,1051
NPR	181040000329	433810-100-1	1016 ,1017 ,1051
NPR	181040000400	433811-00-1	494 ,608 ,1016 ,1017 ,1018 ,1051 ,1052 ,1053
NPR	181040000415	433811-25-1	494 ,608 ,1016 ,1017 ,1018 ,1051 ,1052 ,1053
NPR	181040000421	433811-50-1	494 ,608 ,1016 ,1017 ,1018 ,1051 ,1052 ,1053
NPR	181040000700	433817-00-1	1018 ,1019 ,1054
NPR	181040000721	433817-50-1	1018 ,1019 ,1054
NPR	181040001000	433809-00-1	1015 ,1018 ,1019 ,1054
NPR	181040001021	433809-50-1	1015 ,1018 ,1019 ,1054
NPR	181050000100	435002-00-4	62 ,72 ,73 ,74 ,75 ,76 ,77 ,78 ,82 ,83 ,84 ,85 ,1140 ,1141 ,1142 ,1143 ,1144 ,1147 ,1148 ,1149 ,1150 ,1172 ,1173 ,1177 ,1483 ,1489 ,1505 ,1506 ,1507 ,1508 ,1509 ,1510 ,1511 ,1512 ,1513 ,1514 ,1515 ,1518 ,1519 ,1520 ,1521 ,1522 ,1529 ,1530 ,1536
NPR	181050000115	435002-25-4	62 ,72 ,73 ,74 ,75 ,76 ,77 ,78 ,82 ,83 ,84 ,85 ,1140 ,1141 ,1142 ,1143 ,1144 ,1147 ,1148 ,1149 ,1150 ,1172 ,1173 ,1177 ,1483 ,1489 ,1505 ,1506 ,1507 ,1508 ,1509 ,1510 ,1511 ,1512 ,1513 ,1514 ,1515 ,1518 ,1519 ,1520 ,1521 ,1522 ,1529 ,1530 ,1536
NPR	181050000121	435002-50-4	62 ,72 ,73 ,74 ,75 ,76 ,77 ,78 ,82 ,83 ,84 ,85 ,1140 ,1141 ,1142 ,1143 ,1144 ,1147 ,1148 ,1149 ,1150 ,1172 ,1173 ,1177 ,1483 ,1489 ,1505 ,1506 ,1507 ,1508 ,1509 ,1510 ,1511 ,1512 ,1513 ,1514 ,1515 ,1518 ,1519 ,1520 ,1521 ,1522 ,1529 ,1530 ,1536
NPR	181050000126	435002-75-4	62 ,72 ,73 ,74 ,75 ,76 ,77 ,78 ,82 ,83 ,84 ,85 ,1140 ,1141 ,1142 ,1143 ,1144 ,1147 ,1148 ,1149 ,1150 ,1172 ,1173 ,1177 ,1483 ,1489 ,1505 ,1506 ,1507 ,1508 ,1509 ,1510 ,1511 ,1512 ,1513 ,1514 ,1515 ,1518 ,1519 ,1520 ,1521 ,1522 ,1529 ,1530 ,1536
NPR	181050000129	435002-100-4	62 ,72 ,73 ,74 ,75 ,76 ,77 ,78 ,82 ,83 ,84 ,85 ,1140 ,1141 ,1142 ,1143 ,1144 ,1147 ,1148 ,1149 ,1150 ,1172 ,1173 ,1177 ,1483 ,1489 ,1505 ,1506 ,1507 ,1508 ,1509 ,1510 ,1511 ,1512 ,1513 ,1514 ,1515 ,1518 ,1519 ,1520 ,1521 ,1522 ,1529 ,1530 ,1536
NPR	181050000200	435013-00-4	64 ,1131 ,1132 ,1133 ,1167 ,1168 ,1487 ,1488 ,1489 ,1490 ,1492

Cross Reference



Cross- Manu.	Reference-No.	SM-No.	On Page
NPR	181050000200	435013-00-4	64 ,1131 ,1132 ,1133 ,1167 ,1168 ,1487 ,1488 ,1489 ,1490 ,1492
NPR	181050000215	435013-25-4	64 ,1131 ,1132 ,1133 ,1167 ,1168 ,1487 ,1488 ,1489 ,1490 ,1492
NPR	181050000221	435013-50-4	64 ,1131 ,1132 ,1133 ,1167 ,1168 ,1487 ,1488 ,1489 ,1490 ,1492
NPR	181050000226	435013-75-4	64 ,1131 ,1132 ,1133 ,1167 ,1168 ,1487 ,1488 ,1489 ,1490 ,1492
NPR	181050000300	435021-00-4	78 ,79 ,1146 ,1176 ,1507 ,1515 ,1517 ,1529 ,1535
NPR	181050000315	435021-25-4	78 ,79 ,1146 ,1176 ,1507 ,1515 ,1517 ,1529 ,1535
NPR	181050000321	435021-50-4	78 ,79 ,1146 ,1176 ,1507 ,1515 ,1517 ,1529 ,1535
NPR	181050000400	435011-00-4	1129 ,1130 ,1167 ,1480 ,1481 ,1482
NPR	181050000415	435011-25-4	1129 ,1130 ,1167 ,1480 ,1481 ,1482
NPR	181050000421	435011-50-4	1129 ,1130 ,1167 ,1480 ,1481 ,1482
NPR	181050000426	435011-75-4	1129 ,1130 ,1167 ,1480 ,1481 ,1482
NPR	181050000500	435014-00-4	64 ,1133 ,1134 ,1168 ,1488 ,1492 ,1493 ,1534
NPR	181050000515	435014-25-4	64 ,1133 ,1134 ,1168 ,1488 ,1492 ,1493 ,1534
NPR	181050000521	435014-50-4	64 ,1133 ,1134 ,1168 ,1488 ,1492 ,1493 ,1534
NPR	181050000900	435006-00-4	64 ,65 ,66 ,67 ,71 ,1136 ,1137 ,1169 ,1171 ,1485 ,1486 ,1489 ,1494 ,1496 ,1498 ,1499 ,1500 ,1503 ,1534
NPR	181050000915	435006-25-4	64 ,65 ,66 ,67 ,71 ,1136 ,1137 ,1169 ,1171 ,1485 ,1486 ,1489 ,1494 ,1496 ,1498 ,1499 ,1500 ,1503 ,1534
NPR	181050000921	435006-50-4	64 ,65 ,66 ,67 ,71 ,1136 ,1137 ,1169 ,1171 ,1485 ,1486 ,1489 ,1494 ,1496 ,1498 ,1499 ,1500 ,1503 ,1534
NPR	181050000926	435006-75-4	64 ,65 ,66 ,67 ,71 ,1136 ,1137 ,1169 ,1171 ,1485 ,1486 ,1489 ,1494 ,1496 ,1498 ,1499 ,1500 ,1503 ,1534
NPR	181050001000	435008-00-4	61 ,63 ,1130 ,1480 ,1481 ,1482 ,1483 ,1484 ,1495
NPR	181050001015	435008-25-4	61 ,63 ,1130 ,1480 ,1481 ,1482 ,1483 ,1484 ,1495
NPR	181050001021	435008-50-4	61 ,63 ,1130 ,1480 ,1481 ,1482 ,1483 ,1484 ,1495
NPR	181050001026	435008-75-4	61 ,63 ,1130 ,1480 ,1481 ,1482 ,1483 ,1484 ,1495
NPR	181050001200	435005-00-4	68 ,69 ,414 ,1135 ,1136 ,1169 ,1170 ,1498 ,1499 ,1500 ,1529
NPR	181050001215	435005-25-4	68 ,69 ,414 ,1135 ,1136 ,1169 ,1170 ,1498 ,1499 ,1500 ,1529
NPR	181050001221	435005-50-4	68 ,69 ,414 ,1135 ,1136 ,1169 ,1170 ,1498 ,1499 ,1500 ,1529
NPR	181050001900	435017-00-4	69 ,80 ,81 ,413 ,415 ,782 ,1135 ,1138 ,1142 ,1146 ,1171 ,1174 ,1176 ,1497 ,1501 ,1510 ,1516 ,1517 ,1531 ,1535 ,1537
NPR	181050001915	435017-25-4	69 ,80 ,81 ,413 ,415 ,782 ,1135 ,1138 ,1142 ,1146 ,1171 ,1174 ,1176 ,1497 ,1501 ,1510 ,1516 ,1517 ,1531 ,1535 ,1537
NPR	181050001921	435017-50-4	69 ,80 ,81 ,413 ,415 ,782 ,1135 ,1138 ,1142 ,1146 ,1171 ,1174 ,1176 ,1497 ,1501 ,1510 ,1516 ,1517 ,1531 ,1535 ,1537
NPR	181050001926	435017-75-4	69 ,80 ,81 ,413 ,415 ,782 ,1135 ,1138 ,1142 ,1146 ,1171 ,1174 ,1176 ,1497 ,1501 ,1510 ,1516 ,1517 ,1531 ,1535 ,1537
NPR	181050002000	435017-00-5	1516
NPR	181050002021	435017-50-5	1516
NPR	181050002200	435016-00-4	69 ,70 ,415 ,1134 ,1135 ,1137 ,1138 ,1139 ,1170 ,1171 ,1497 ,1498 ,1501 ,1502 ,1517 ,1528
NPR	181050002215	435016-25-4	69 ,70 ,415 ,1134 ,1135 ,1137 ,1138 ,1139 ,1170 ,1171 ,1497 ,1498 ,1501 ,1502 ,1517 ,1528
NPR	181050002221	435016-50-4	69 ,70 ,415 ,1134 ,1135 ,1137 ,1138 ,1139 ,1170 ,1171 ,1497 ,1498 ,1501 ,1502 ,1517 ,1528
NPR	181050002226	435016-75-4	69 ,70 ,415 ,1134 ,1135 ,1137 ,1138 ,1139 ,1170 ,1171 ,1497 ,1498 ,1501 ,1502 ,1517 ,1528
NPR	181050002600	435030-00-4	86 ,87 ,91 ,584 ,1151 ,1152 ,1178 ,1521 ,1523 ,1524 ,1530 ,1537
NPR	181051000100	432109-00-4 432112-00-4	208 ,209 ,291 ,343 ,411 ,412 ,420 ,430 ,771 ,780 ,909 ,1206 ,1404
NPR	181051000115	432109-25-4	208 ,209 ,291 ,343 ,411 ,412 ,420 ,430 ,771 ,780 ,909 ,1206 ,1404
NPR	181051000117	432109-30-4 432112-30-4	208 ,209 ,291 ,343 ,411 ,412 ,420 ,430 ,771 ,780 ,909 ,1206 ,1404
NPR	181051000126	432109-50-4 432112-50-4	208 ,209 ,291 ,343 ,411 ,412 ,420 ,430 ,771 ,780 ,909 ,1206 ,1404
NPR	181051000128	432109-80-4 432112-80-4	208 ,209 ,291 ,343 ,411 ,412 ,420 ,430 ,771 ,780 ,909 ,1206 ,1404
NPR	181053000100	435307-00-4	
NPR	181055000400	435501-00-6	1196
NPR	181059000100	435107-00-6	1408 to 1409
NPR	181059000121	435107-50-6	1408 to 1409
NPR	181059000300	435108-00-6	1409 to 1410
NPR	181059000315	435108-25-6	1409 to 1410



Cross Reference

Cross- Manu.	Reference-No.	SM-No.	On Page
NPR	181059000315	435108-25-6	1409 to 1410
NPR	181059000321	435108-50-6	1409 to 1410
NPR	181059001400	435114-00-6	1017 ,1412 ,1420
NPR	181059001415	435114-25-6	1017 ,1412 ,1420
NPR	181070000300	439617-00-3	97 ,267 ,299 ,571 ,1237 ,1281
NPR	181079000600	433507-00-4	169 ,498 ,656 ,855 ,856 ,858 ,1281 ,1282 ,1283
NPR	181079000615	433507-25-4	169 ,498 ,656 ,855 ,856 ,858 ,1281 ,1282 ,1283
NPR	181079000621	433507-50-4	169 ,498 ,656 ,855 ,856 ,858 ,1281 ,1282 ,1283
NPR	181079000900	433505-00-4	94 ,99 ,157 ,173 ,452 ,455 ,458 ,465 ,468 ,498 ,499 ,502 ,550 ,863 ,864 ,1290 ,1291
NPR	181079000915	433505-25-4	94 ,99 ,157 ,173 ,452 ,455 ,458 ,465 ,468 ,498 ,499 ,502 ,550 ,863 ,864 ,1290 ,1291
NPR	181079000921	433505-50-4	94 ,99 ,157 ,173 ,452 ,455 ,458 ,465 ,468 ,498 ,499 ,502 ,550 ,863 ,864 ,1290 ,1291
NPR	181085000100	435305-00-4	410 ,413 ,430 ,431 ,571 ,572 ,653 ,654 ,655 ,656
NPR	181085000200	433518-00-4	655 to 656
NPR	181085000215	433518-25-4	655 to 656
NPR	181085000221	433518-50-4	655 to 656
NPR	181085000226	433518-75-4	655 to 656
NPR	181085000229	433518-100-4	655 to 656
NPR	181085000231	433518-125-4	655 to 656
NPR	181085000233	433518-150-4	655 to 656
NPR	181085000400	435304-00-4	173 ,267 ,416 ,419 ,434 ,574 ,655 ,657 ,658 ,818 ,1208
NPR	181085000415	435304-25-4	173 ,267 ,416 ,419 ,434 ,574 ,655 ,657 ,658 ,818 ,1208
NPR	181085000421	435304-50-4	173 ,267 ,416 ,419 ,434 ,574 ,655 ,657 ,658 ,818 ,1208
NPR	181085000426	435304-75-4	173 ,267 ,416 ,419 ,434 ,574 ,655 ,657 ,658 ,818 ,1208
NPR	181085000429	435304-100-4	173 ,267 ,416 ,419 ,434 ,574 ,655 ,657 ,658 ,818 ,1208
NPR	181085000431	435304-125-4	173 ,267 ,416 ,419 ,434 ,574 ,655 ,657 ,658 ,818 ,1208
NPR	181085001400	438502-00-4	422 ,660
NPR	181085001415	438502-25-4	422 ,660
NPR	181085001421	438502-50-4	422 ,660
NPR	181085001426	438502-75-4	422 ,660
NPR	181085001429	438502-100-4	422 ,660
NPR	181085001500	432117-00-4	417 ,420 ,434 ,657 ,659 ,663 ,819 ,1407
NPR	181085001515	432117-25-4	417 ,420 ,434 ,657 ,659 ,663 ,819 ,1407
NPR	181085001521	432117-50-4	417 ,420 ,434 ,657 ,659 ,663 ,819 ,1407
NPR	181087000100	432409-00-4	478 ,479 ,480 ,485 ,572 ,578
NPR	181087000300	432411-00-4	285 ,478 ,571
NPR	181087000500	432418-00-4	480 ,488 ,573
NPR	181087000600	432412-00-4	481 ,574
NPR	181087000615	432412-25-4	481 ,574
NPR	181087000621	432412-50-4	481 ,574
NPR	181087000626	432412-75-4	481 ,574
NPR	181087000800	432410-00-4	481 ,573
NPR	181087000815	432410-25-4	481 ,573
NPR	181087000821	432410-50-4	481 ,573
NPR	181087000900	435306-00-4	478 ,485 ,571 ,572 ,578
NPR	181087000915	435306-25-4	478 ,485 ,571 ,572 ,578
NPR	181087000921	435306-50-4	478 ,485 ,571 ,572 ,578
NPR	181087000926	435306-75-4	478 ,485 ,571 ,572 ,578
NPR	181087001000	432413-00-4	478 ,479 ,572
NPR	181089002100	439003-00-4	
NPR	181094000100	433506-00-3	148 ,166 ,247 ,478 ,550 ,632 ,636 ,1204 ,1205
NPR	181094000115	433506-25-3	148 ,166 ,247 ,478 ,550 ,632 ,636 ,1204 ,1205
NPR	181094000121	433506-50-3	148 ,166 ,247 ,478 ,550 ,632 ,636 ,1204 ,1205
NPR	181094000126	433506-75-3	148 ,166 ,247 ,478 ,550 ,632 ,636 ,1204 ,1205
NPR	181094000300	433506-00-4	247 ,462 ,632 ,636 ,1204 ,1279
NPR	181094000315	433506-25-4	247 ,462 ,632 ,636 ,1204 ,1279
NPR	181094000321	433506-50-4	247 ,462 ,632 ,636 ,1204 ,1279
NPR	181094000326	433506-75-4	247 ,462 ,632 ,636 ,1204 ,1279
NPR	181094000500	433512-00-4	154 ,462 ,636 ,1199 ,1205

Cross Reference



Cross- Manu.	Reference-No.	SM-No.	On Page
NPR	181094000500	433512-00-4	154 ,462 ,636 ,1199 ,1205
NPR	181094000515	433512-25-4	154 ,462 ,636 ,1199 ,1205
NPR	181094000521	433512-50-4	154 ,462 ,636 ,1199 ,1205
NPR	181094000526	433512-75-4	154 ,462 ,636 ,1199 ,1205
NPR	181096002500	439603-00-4	1238 to 1239
NPR	181096002600	439619-00-4	24 ,1239 ,1240
NPR	181096003400	439607-00-4	1239 to 1240
NPR	181096003415	439607-25-4	1239 to 1240
NPR	181096003421	439607-50-4	1239 to 1240
NPR	181096003426	439607-75-4	1239 to 1240
NPR	181096003500	431403-00-4	449 ,1237 ,1243
NPR	181096003515	431403-25-4	449 ,1237 ,1243
NPR	181096003521	431403-50-4	449 ,1237 ,1243
NPR	181096003526	431403-75-4	449 ,1237 ,1243
NPR	181096003600	439613-00-4	1238
NPR	181096003700	439606-00-4	299 ,1199 ,1237 ,1243 ,1246
NPR	181100000700	431006-00-6	296 ,754 ,755 ,756 ,757
NPR	181100000715	431006-25-6	296 ,754 ,755 ,756 ,757
NPR	181100000721	431006-50-6	296 ,754 ,755 ,756 ,757
NPR	181100000726	431006-75-6	296 ,754 ,755 ,756 ,757
NPR	181100000729	431006-100-6	296 ,754 ,755 ,756 ,757
NPR	181100000731	431006-125-6	296 ,754 ,755 ,756 ,757
NPR	181100000733	431006-150-6	296 ,754 ,755 ,756 ,757
NPR	181121001100	432002-00-4	352 ,537 ,539
NPR	181121001115	432002-25-4	352 ,537 ,539
NPR	181121001121	432002-50-4	352 ,537 ,539
NPR	181139000200	433901-00-6	795 ,1111
NPR	181139000215	433901-25-6	795 ,1111
NPR	181139000221	433901-50-6	795 ,1111
NPR	181139000700	433903-00-6	1112 ,1255
NPR	181605002015	435017-25-5	1516
NPR	181685000100	430020-00-4	
NPR	181711000100	439901-00-4	
NPR	181711000125	439901-25-4	
NPR	181711000150	439901-50-4	
NPR	181717000100	439902-00-4	
NPR	181717000125	439902-25-4	
NPR	181717000150	439902-50-4	
NPR	181768000100	430009-00-4	
NPR	181768000125	430009-25-4	
NPR	181773000100	439616-00-3	
NPR	182036000100	413620-00-2	867 to 868
NPR	182036000200	413621-00-2	7 ,174 ,443 ,639 ,868 ,869 ,870 ,871 ,872 ,1048 ,1408 ,1525
NPR	182037000200	411101-00-2	172 ,215 ,216 ,217 ,218 ,220 ,221 ,229 ,292 ,293 ,346 ,348 ,350 ,351 ,418 ,432 ,433 ,439 ,588 ,599 ,605 ,618 ,782 ,862 ,916 ,917 ,918 ,919 ,921 ,930 ,1058 ,1207 ,1208 ,1215 ,1220 ,1289 ,1407
NPR	182037000208	411101-10-2	172 ,215 ,216 ,217 ,218 ,220 ,221 ,229 ,292 ,293 ,346 ,348 ,350 ,351 ,418 ,432 ,433 ,439 ,588 ,599 ,605 ,618 ,782 ,862 ,916 ,917 ,918 ,919 ,921 ,930 ,1058 ,1207 ,1208 ,1215 ,1220 ,1289 ,1407
NPR	182037000500	411114-00-1	210 ,228 ,291 ,292 ,854 ,910 ,912 ,929 ,1237 ,1280 ,1281
NPR	182037000508	411114-10-1	210 ,228 ,291 ,292 ,854 ,910 ,912 ,929 ,1237 ,1280 ,1281
NPR	182037000514	411114-15-1	210 ,228 ,291 ,292 ,854 ,910 ,912 ,929 ,1237 ,1280 ,1281
NPR	182037000600	411113-00-1	128 ,138 ,213 ,214 ,292 ,771 ,772 ,913 ,914
NPR	182037000608	411113-10-1	128 ,138 ,213 ,214 ,292 ,771 ,772 ,913 ,914
NPR	182037000614	411113-15-1	128 ,138 ,213 ,214 ,292 ,771 ,772 ,913 ,914
NPR	182038000100	413802-00-1	240 ,241 ,242 ,491 ,618 ,622 ,740 ,814 ,815 ,999 ,1000 ,1001 ,1002 ,1003 ,1004 ,1206
NPR	182038000108	413802-10-1	240 ,241 ,242 ,491 ,618 ,622 ,740 ,814 ,815 ,999 ,1000 ,1001 ,1002 ,1003 ,1004 ,1206
NPR	182038000112	413802-15-1	240 ,241 ,242 ,491 ,618 ,622 ,740 ,814 ,815 ,999 ,1000 ,1001 ,1002 ,1003 ,1004 ,1206



Cross Reference

Cross- Manu.	Reference-No.	SM-No.	On Page
NPR	182038000112	413802-15-1	240 ,241 ,242 ,491 ,618 ,622 ,740 ,814 ,815 ,999 ,1000 ,1001 ,1002 ,1003 ,1004 ,1206
NPR	182038000700	413811-00-1	817 to 818
NPR	182040000300	413809-00-2	1015 ,1019 ,1020 ,1054
NPR	182050000200	415001-00-2	24 ,61 ,62 ,63 ,64 ,65 ,66 ,67 ,68 ,69 ,70 ,71 ,72 ,73 ,74 ,75 ,76 ,77 ,78 ,79 ,80 ,81 ,82 ,83 ,84 ,85 ,90 ,91 ,413 ,414 ,415 ,416 ,422 ,439 ,556 ,628 ,781 ,782 ,816 ,1129 ,1130 ,1131 ,1132 ,1133 ,1134 ,1135 ,1136 ,1137 ,1138 ,1139 ,1140 ,1141 ,1142 ,1143 ,1144 ,1145 ,1146 ,1147 ,1148 ,1149 ,1150 ,1151 ,1167 ,1168 ,1169 ,1170 ,1171 ,1172 ,1173 ,1174 ,1175 ,1176 ,1177 ,1181 ,1480 ,1481 ,1482 ,1483 ,1484 ,1485 ,1486 ,1487 ,1488 ,1489 ,1490 ,1491 ,1492 ,1493 ,1494 ,1495 ,1496 ,1497 ,1498 ,1499 ,1500 ,1501 ,1502 ,1503 ,1504 ,1505 ,1506 ,1507 ,1508 ,1509 ,1510 ,1511 ,1512 ,1513 ,1514 ,1515 ,1516 ,1517 ,1518 ,1519 ,1520 ,1521 ,1522 ,1523 ,1524 ,1528 ,1529 ,1530 ,1531 ,1534 ,1535 ,1536 ,1537 ,1540
NPR	182050000214	415001-20-2	24 ,61 ,62 ,63 ,64 ,65 ,66 ,67 ,68 ,69 ,70 ,71 ,72 ,73 ,74 ,75 ,76 ,77 ,78 ,79 ,80 ,81 ,82 ,83 ,84 ,85 ,90 ,91 ,413 ,414 ,415 ,416 ,422 ,439 ,556 ,628 ,781 ,782 ,816 ,1129 ,1130 ,1131 ,1132 ,1133 ,1134 ,1135 ,1136 ,1137 ,1138 ,1139 ,1140 ,1141 ,1142 ,1143 ,1144 ,1145 ,1146 ,1147 ,1148 ,1149 ,1150 ,1151 ,1167 ,1168 ,1169 ,1170 ,1171 ,1172 ,1173 ,1174 ,1175 ,1176 ,1177 ,1181 ,1480 ,1481 ,1482 ,1483 ,1484 ,1485 ,1486 ,1487 ,1488 ,1489 ,1490 ,1491 ,1492 ,1493 ,1494 ,1495 ,1496 ,1497 ,1498 ,1499 ,1500 ,1501 ,1502 ,1503 ,1504 ,1505 ,1506 ,1507 ,1508 ,1509 ,1510 ,1511 ,1512 ,1513 ,1514 ,1515 ,1516 ,1517 ,1518 ,1519 ,1520 ,1521 ,1522 ,1523 ,1524 ,1528 ,1529 ,1530 ,1531 ,1534 ,1535 ,1536 ,1537 ,1540
NPR	182051000100	411102-00-1	207 ,208 ,209 ,210 ,291 ,343 ,411 ,412 ,420 ,430 ,654 ,771 ,780 ,854 ,909 ,910 ,1205 ,1206 ,1281 ,1404
NPR	182087000300	412401-00-2	481 ,573
NPR	182087000315	412401-25-2	481 ,573
NPR	182096002800	411403-00-1	267 ,299 ,449 ,771 ,1199 ,1207 ,1237 ,1238 ,1243 ,1246
NPR	183050000300	465001-00-5	69 ,70 ,81 ,413 ,415 ,1135 ,1137 ,1138 ,1139 ,1142 ,1170 ,1171 ,1174 ,1497 ,1498 ,1501 ,1516 ,1517 ,1528 ,1535
NPR	60040100	403807-00-6	608 ,1014 ,1015 ,1049
NPR	60040125	403807-25-6	608 ,1014 ,1015 ,1049
NPR	60040150	403807-50-6	608 ,1014 ,1015 ,1049
NPR	60040200	403809-00-6	1015 ,1018 ,1019 ,1020 ,1051 ,1054
NPR	600402100	403809-100-6	1015 ,1018 ,1019 ,1020 ,1051 ,1054
NPR	60040225	403809-25-6	1015 ,1018 ,1019 ,1020 ,1051 ,1054
NPR	60040250	403809-50-6	1015 ,1018 ,1019 ,1020 ,1051 ,1054
NPR	60040300	403810-00-6	1015 ,1016 ,1017 ,1050 ,1051 ,1052 ,1053
NPR	60040325	403810-25-6	1015 ,1016 ,1017 ,1050 ,1051 ,1052 ,1053
NPR	60040350	403810-50-6	1015 ,1016 ,1017 ,1050 ,1051 ,1052 ,1053
NPR	60040400	403811-00-6	608 ,1015 ,1016 ,1017 ,1051 ,1052 ,1053
NPR	60040425	403811-25-6	608 ,1015 ,1016 ,1017 ,1051 ,1052 ,1053
NPR	60040450	403811-50-6	608 ,1015 ,1016 ,1017 ,1051 ,1052 ,1053
NPR	60070100	400701-00-4	19 ,129 ,130 ,131 ,604 ,766 ,1058
NPR	60070125	400701-25-4	19 ,129 ,130 ,131 ,604 ,766 ,1058
NPR	60070150	400701-50-4	19 ,129 ,130 ,131 ,604 ,766 ,1058
NPR	60070600	400707-00-4	129 ,132 ,133 ,139
NPR	60070625	400707-25-4	129 ,132 ,133 ,139
NPR	60070650	400707-50-4	129 ,132 ,133 ,139
NPR	60070700	400707-00-6	20 ,129 ,130 ,133 ,138 ,139
NPR	60071000	400705-00-4	19 ,128 ,132 ,772 ,853 ,1280
NPR	60071100	400706-00-4	132 ,138
NPR	60100000	401005-00-4	249 ,250 ,742 ,743 ,744 ,747 ,748 ,749 ,750 ,753 ,1192 ,1193
NPR	601000100	401005-100-4	249 ,250 ,742 ,743 ,744 ,747 ,748 ,749 ,750 ,753 ,1192 ,1193
NPR	60100025	401005-25-4	249 ,250 ,742 ,743 ,744 ,747 ,748 ,749 ,750 ,753 ,1192 ,1193
NPR	60100050	401005-50-4	249 ,250 ,742 ,743 ,744 ,747 ,748 ,749 ,750 ,753 ,1192 ,1193
NPR	60100075	401005-75-4	249 ,250 ,742 ,743 ,744 ,747 ,748 ,749 ,750 ,753 ,1192 ,1193
NPR	60100100	401008-00-4	746 ,751 ,752
NPR	60100125	401008-25-4	746 ,751 ,752
NPR	60100150	401008-50-4	746 ,751 ,752
NPR	60100175	401008-75-4	746 ,751 ,752
NPR	60101100	401003-00-6	755
NPR	60101125	401003-25-6	755
NPR	60101150	401003-50-6	755
NPR	60101175	401003-75-6	755

Cross Reference



Cross- Manu.	Reference-No.	SM-No.	On Page
NPR	60101175	401003-75-6	755
NPR	60101200	401005-00-6	250 ,740 ,741 ,744 ,745 ,747 ,749 ,750 ,752 ,1192
NPR	60101500	401005-00-5	249 ,250 ,743 ,744 ,745 ,747 ,748 ,749 ,750 ,1191 ,1192
NPR	601015100	401005-100-5	249 ,250 ,743 ,744 ,745 ,747 ,748 ,749 ,750 ,1191 ,1192
NPR	60101525	401005-25-5	249 ,250 ,743 ,744 ,745 ,747 ,748 ,749 ,750 ,1191 ,1192
NPR	60101550	401005-50-5	249 ,250 ,743 ,744 ,745 ,747 ,748 ,749 ,750 ,1191 ,1192
NPR	60101575	401005-75-5	249 ,250 ,743 ,744 ,745 ,747 ,748 ,749 ,750 ,1191 ,1192
NPR	60101600	401012-00-4	746 ,763
NPR	60101625	401012-25-4	746 ,763
NPR	60101650	401012-50-4	746 ,763
NPR	60102400	401012-00-4	746 ,763
NPR	60102425	401012-25-4	746 ,763
NPR	60102450	401012-50-4	746 ,763
NPR	60140025	401402-25-3	166 ,247
NPR	60140050	401402-50-3	166 ,247
NPR	60140100	401402-00-4	166 ,247
NPR	60200200	403806-00-4	15 ,94 ,352 ,354 ,537 ,538 ,596 ,600 ,1012 ,1013 ,1047 ,1152 ,1291
NPR	60200225	403806-25-4	15 ,94 ,352 ,354 ,537 ,538 ,596 ,600 ,1012 ,1013 ,1047 ,1152 ,1291
NPR	60200250	403806-50-4	15 ,94 ,352 ,354 ,537 ,538 ,596 ,600 ,1012 ,1013 ,1047 ,1152 ,1291
NPR	60202400	402002-00-4	225 ,352 ,355 ,537 ,539 ,926
NPR	60202425	402002-25-4	225 ,352 ,355 ,537 ,539 ,926
NPR	60202450	402002-50-4	225 ,352 ,355 ,537 ,539 ,926
NPR	60203100	402008-00-6	32 ,250 ,546
NPR	60210000	402105-00-4	416
NPR	60210025	402105-25-4	416
NPR	60210050	402105-50-4	416
NPR	60210100	402109-00-4	410 ,412 ,413 ,415 ,431 ,653 ,654 ,656 ,663
NPR	60210125	402109-25-4	410 ,412 ,413 ,415 ,431 ,653 ,654 ,656 ,663
NPR	60210150	402109-50-4	410 ,412 ,413 ,415 ,431 ,653 ,654 ,656 ,663
NPR	60210200	402104-00-4	412 ,413 ,415 ,416 ,417 ,431 ,432 ,439 ,657 ,658 ,659 ,817
NPR	60210500	402103-00-4	421 ,422 ,423 ,435 ,436
NPR	60210525	402103-25-4	421 ,422 ,423 ,435 ,436
NPR	60210550	402103-50-4	421 ,422 ,423 ,435 ,436
NPR	60210700	402102-00-4	220 ,221 ,351 ,418 ,419 ,421 ,432 ,433 ,434 ,435 ,439 ,440 ,553 ,605 ,922
NPR	60210725	402102-25-4	220 ,221 ,351 ,418 ,419 ,421 ,432 ,433 ,434 ,435 ,439 ,440 ,553 ,605 ,922
NPR	60210750	402102-50-4	220 ,221 ,351 ,418 ,419 ,421 ,432 ,433 ,434 ,435 ,439 ,440 ,553 ,605 ,922
NPR	60210900	402113-00-3	411
NPR	60210925	402113-25-3	411
NPR	60240100	402401-00-4	478 ,479 ,485 ,572 ,578
NPR	602401100	402401-100-4	478 ,479 ,485 ,572 ,578
NPR	60240125	402401-25-4	478 ,479 ,485 ,572 ,578
NPR	60240150	402401-50-4	478 ,479 ,485 ,572 ,578
NPR	60240175	402401-75-4	478 ,479 ,485 ,572 ,578
NPR	60240200	402411-00-4	
NPR	60240225	402411-25-4	
NPR	60240250	402411-50-4	
NPR	60240300	402422-00-4	478 ,571
NPR	60240325	402422-25-4	478 ,571
NPR	60240350	402422-50-4	478 ,571
NPR	60240400	402414-00-3	480
NPR	60240425	402414-25-3	480
NPR	60240450	402414-50-3	480
NPR	60240500	402413-00-4	480 ,573
NPR	60240525	402413-25-4	480 ,573
NPR	60240550	402413-50-4	480 ,573
NPR	60240600	402409-00-4	481 ,574
NPR	60240625	402409-25-4	481 ,574
NPR	60240650	402409-50-4	481 ,574



Cross Reference

Cross- Manu.	Reference-No.	SM-No.	On Page
NPR	60240650	402409-50-4	481 ,574
NPR	60240675	402409-75-4	481 ,574
NPR	60241300	402408-00-4	481 ,573
NPR	60241400	405305-00-4	478 ,571
NPR	60320200	403201-00-1	306 ,788
NPR	603202100	403201-100-1	306 ,788
NPR	60320225	403201-25-1	306 ,788
NPR	60320250	403201-50-1	306 ,788
NPR	60320275	403201-75-1	306 ,788
NPR	60350000	400301-00-4	97 ,98 ,142 ,145 ,154 ,166 ,167 ,168 ,169 ,170 ,171 ,248 ,344 ,462 ,463 ,814 ,820 ,853 ,854 ,855 ,856 ,858 ,1061 ,1206 ,1279 ,1281 ,1282 ,1283 ,1285
NPR	603500100	400301-100-4	97 ,98 ,142 ,145 ,154 ,166 ,167 ,168 ,169 ,170 ,171 ,248 ,344 ,462 ,463 ,814 ,820 ,853 ,854 ,855 ,856 ,858 ,1061 ,1206 ,1279 ,1281 ,1282 ,1283 ,1285
NPR	603500125	400301-125-4	97 ,98 ,142 ,145 ,154 ,166 ,167 ,168 ,169 ,170 ,171 ,248 ,344 ,462 ,463 ,814 ,820 ,853 ,854 ,855 ,856 ,858 ,1061 ,1206 ,1279 ,1281 ,1282 ,1283 ,1285
NPR	60350025	400301-25-4	97 ,98 ,142 ,145 ,154 ,166 ,167 ,168 ,169 ,170 ,171 ,248 ,344 ,462 ,463 ,814 ,820 ,853 ,854 ,855 ,856 ,858 ,1061 ,1206 ,1279 ,1281 ,1282 ,1283 ,1285
NPR	60350050	400301-50-4	97 ,98 ,142 ,145 ,154 ,166 ,167 ,168 ,169 ,170 ,171 ,248 ,344 ,462 ,463 ,814 ,820 ,853 ,854 ,855 ,856 ,858 ,1061 ,1206 ,1279 ,1281 ,1282 ,1283 ,1285
NPR	60350075	400301-75-4	97 ,98 ,142 ,145 ,154 ,166 ,167 ,168 ,169 ,170 ,171 ,248 ,344 ,462 ,463 ,814 ,820 ,853 ,854 ,855 ,856 ,858 ,1061 ,1206 ,1279 ,1281 ,1282 ,1283 ,1285
NPR	60350100	403506-00-4	98 ,154 ,170 ,171 ,172 ,173 ,248 ,249 ,464 ,498 ,588 ,857 ,859 ,860 ,861 ,863 ,1284 ,1285 ,1286 ,1288 ,1289 ,1290
NPR	60350125	403506-25-4	98 ,154 ,170 ,171 ,172 ,173 ,248 ,249 ,464 ,498 ,588 ,857 ,859 ,860 ,861 ,863 ,1284 ,1285 ,1286 ,1288 ,1289 ,1290
NPR	60350150	403506-50-4	98 ,154 ,170 ,171 ,172 ,173 ,248 ,249 ,464 ,498 ,588 ,857 ,859 ,860 ,861 ,863 ,1284 ,1285 ,1286 ,1288 ,1289 ,1290
NPR	60350300	403508-00-4	166 ,167 ,168 ,462 ,853 ,854 ,1205 ,1280
NPR	60350325	403508-25-4	166 ,167 ,168 ,462 ,853 ,854 ,1205 ,1280
NPR	60350350	403508-50-4	166 ,167 ,168 ,462 ,853 ,854 ,1205 ,1280
NPR	60350600	403502-00-4	13 ,166 ,177 ,205 ,341 ,410 ,595 ,632 ,636 ,853 ,906 ,1199 ,1205 ,1220 ,1279
NPR	60350625	403502-25-4	13 ,166 ,177 ,205 ,341 ,410 ,595 ,632 ,636 ,853 ,906 ,1199 ,1205 ,1220 ,1279
NPR	60350650	403502-50-4	13 ,166 ,177 ,205 ,341 ,410 ,595 ,632 ,636 ,853 ,906 ,1199 ,1205 ,1220 ,1279
NPR	60360000	403601-00-4	545 ,867 ,868
NPR	60360025	403601-25-4	545 ,867 ,868
NPR	60360050	403601-50-4	545 ,867 ,868
NPR	60360075	403601-75-4	545 ,867 ,868
NPR	60360100	403602-00-4	7 ,174 ,868 ,869 ,870 ,871 ,872 ,1048 ,1408 ,1525
NPR	60360125	403602-25-4	7 ,174 ,868 ,869 ,870 ,871 ,872 ,1048 ,1408 ,1525
NPR	60360150	403602-50-4	7 ,174 ,868 ,869 ,870 ,871 ,872 ,1048 ,1408 ,1525
NPR	60360200	403601-00-3	867 to 868
NPR	60360225	403601-25-3	867 to 868
NPR	60360250	403601-50-3	867 to 868
NPR	60360275	403601-75-3	867 to 868
NPR	60370000	401106-00-4	205 ,206 ,207 ,208 ,210 ,211 ,212 ,228 ,343 ,906 ,907 ,908 ,910 ,911 ,912 ,1057 ,1212 ,1540
NPR	60370030	401106-30-4	205 ,206 ,207 ,208 ,210 ,211 ,212 ,228 ,343 ,906 ,907 ,908 ,910 ,911 ,912 ,1057 ,1212 ,1540
NPR	60370050	401106-50-4	205 ,206 ,207 ,208 ,210 ,211 ,212 ,228 ,343 ,906 ,907 ,908 ,910 ,911 ,912 ,1057 ,1212 ,1540
NPR	60370080	401106-80-4	205 ,206 ,207 ,208 ,210 ,211 ,212 ,228 ,343 ,906 ,907 ,908 ,910 ,911 ,912 ,1057 ,1212 ,1540
NPR	60370100	401102-00-4	211 ,214 ,215 ,229 ,633 ,914 ,915 ,916 ,929 ,1057
NPR	60370130	401102-30-4	211 ,214 ,215 ,229 ,633 ,914 ,915 ,916 ,929 ,1057
NPR	60370150	401102-50-4	211 ,214 ,215 ,229 ,633 ,914 ,915 ,916 ,929 ,1057
NPR	60370180	401102-80-4	211 ,214 ,215 ,229 ,633 ,914 ,915 ,916 ,929 ,1057
NPR	60370200	403701-00-4	172 ,215 ,216 ,217 ,218 ,220 ,221 ,222 ,229 ,292 ,293 ,346 ,347 ,348 ,350 ,351 ,352 ,418 ,419 ,432 ,433 ,434 ,439 ,440 ,468 ,480 ,588 ,599 ,605 ,618 ,782 ,862 ,915 ,916 ,917 ,918 ,921 ,922 ,930 ,1057 ,1058 ,1207 ,1208 ,1215 ,1220 ,1289 ,1407
NPR	603702100	403701-100-4	172 ,215 ,216 ,217 ,218 ,220 ,221 ,222 ,229 ,292 ,293 ,346 ,347 ,348 ,350 ,351 ,352 ,418 ,419 ,432 ,433 ,434 ,439 ,440 ,468 ,480 ,588 ,599 ,605 ,618 ,782 ,862 ,915 ,916 ,917 ,918 ,921 ,922 ,930 ,1057 ,1058 ,1207 ,1208 ,1215 ,1220 ,1289 ,1407

Cross Reference



Cross- Manu.	Reference-No.	SM-No.	On Page
NPR	603702100	403701-100-4	172 ,215 ,216 ,217 ,218 ,220 ,221 ,222 ,229 ,292 ,293 ,346 ,347 ,348 ,350 ,351 ,352 ,418 ,419 ,432 ,433 ,434 ,439 ,440 ,468 ,480 ,588 ,599 ,605 ,618 ,782 ,862 ,915 ,916 ,917 ,918 ,921 ,922 ,930 ,1057 ,1058 ,1207 ,1208 ,1215 ,1220 ,1289 ,1407
NPR	60370230	403701-30-4	172 ,215 ,216 ,217 ,218 ,220 ,221 ,222 ,229 ,292 ,293 ,346 ,347 ,348 ,350 ,351 ,352 ,418 ,419 ,432 ,433 ,434 ,439 ,440 ,468 ,480 ,588 ,599 ,605 ,618 ,782 ,862 ,915 ,916 ,917 ,918 ,921 ,922 ,930 ,1057 ,1058 ,1207 ,1208 ,1215 ,1220 ,1289 ,1407
NPR	60370250	403701-50-4	172 ,215 ,216 ,217 ,218 ,220 ,221 ,222 ,229 ,292 ,293 ,346 ,347 ,348 ,350 ,351 ,352 ,418 ,419 ,432 ,433 ,434 ,439 ,440 ,468 ,480 ,588 ,599 ,605 ,618 ,782 ,862 ,915 ,916 ,917 ,918 ,921 ,922 ,930 ,1057 ,1058 ,1207 ,1208 ,1215 ,1220 ,1289 ,1407
NPR	60370280	403701-80-4	172 ,215 ,216 ,217 ,218 ,220 ,221 ,222 ,229 ,292 ,293 ,346 ,347 ,348 ,350 ,351 ,352 ,418 ,419 ,432 ,433 ,434 ,439 ,440 ,468 ,480 ,588 ,599 ,605 ,618 ,782 ,862 ,915 ,916 ,917 ,918 ,921 ,922 ,930 ,1057 ,1058 ,1207 ,1208 ,1215 ,1220 ,1289 ,1407
NPR	60370300	401109-00-4	217 ,218 ,348 ,918 ,919
NPR	60370330	401109-30-4	217 ,218 ,348 ,918 ,919
NPR	60370350	401109-50-4	217 ,218 ,348 ,918 ,919
NPR	60370400	401104-00-4	219 ,222 ,349 ,353 ,919 ,920 ,924 ,1215
NPR	603704100	401104-100-4	219 ,222 ,349 ,353 ,919 ,920 ,924 ,1215
NPR	603704125	401104-125-4	219 ,222 ,349 ,353 ,919 ,920 ,924 ,1215
NPR	603704150	401104-150-4	219 ,222 ,349 ,353 ,919 ,920 ,924 ,1215
NPR	60370430	401104-30-4	219 ,222 ,349 ,353 ,919 ,920 ,924 ,1215
NPR	60370450	401104-50-4	219 ,222 ,349 ,353 ,919 ,920 ,924 ,1215
NPR	60370480	401104-80-4	219 ,222 ,349 ,353 ,919 ,920 ,924 ,1215
NPR	60370500	401105-00-4	219 ,222 ,223 ,349 ,353 ,919 ,920 ,924 ,1215 ,1216
NPR	603705100	401105-100-4	219 ,222 ,223 ,349 ,353 ,919 ,920 ,924 ,1215 ,1216
NPR	603705125	401105-125-4	219 ,222 ,223 ,349 ,353 ,919 ,920 ,924 ,1215 ,1216
NPR	60370530	401105-30-4	219 ,222 ,223 ,349 ,353 ,919 ,920 ,924 ,1215 ,1216
NPR	60370550	401105-50-4	219 ,222 ,223 ,349 ,353 ,919 ,920 ,924 ,1215 ,1216
NPR	60370580	401105-80-4	219 ,222 ,223 ,349 ,353 ,919 ,920 ,924 ,1215 ,1216
NPR	60370800	402101-00-4	25 ,262 ,424 ,619 ,923 ,925 ,926 ,1193 ,1216 ,1217
NPR	603708100	402101-100-4	25 ,262 ,424 ,619 ,923 ,925 ,926 ,1193 ,1216 ,1217
NPR	60370830	402101-30-4	25 ,262 ,424 ,619 ,923 ,925 ,926 ,1193 ,1216 ,1217
NPR	60370850	402101-50-4	25 ,262 ,424 ,619 ,923 ,925 ,926 ,1193 ,1216 ,1217
NPR	60370880	402101-80-4	25 ,262 ,424 ,619 ,923 ,925 ,926 ,1193 ,1216 ,1217
NPR	60370900	403702-00-4	915 to 916
NPR	603709100	403702-100-4	915 to 916
NPR	603709125	403702-125-4	915 to 916
NPR	60370930	403702-30-4	915 to 916
NPR	60370950	403702-50-4	915 to 916
NPR	60370980	403702-80-4	915 to 916
NPR	60371000	403703-00-4	224 ,925
NPR	60371030	403703-30-4	224 ,925
NPR	60371050	403703-50-4	224 ,925
NPR	60371200	403709-00-3	210 ,228 ,291 ,292 ,854 ,910 ,912 ,929 ,1280
NPR	60371230	403709-30-3	210 ,228 ,291 ,292 ,854 ,910 ,912 ,929 ,1280
NPR	60371250	403709-50-3	210 ,228 ,291 ,292 ,854 ,910 ,912 ,929 ,1280
NPR	60371275	403709-75-3	210 ,228 ,291 ,292 ,854 ,910 ,912 ,929 ,1280
NPR	60371300	401111-00-4	128 ,213 ,214 ,292 ,771 ,914
NPR	6037130000	401111-00-4	128 ,213 ,214 ,292 ,771 ,914
NPR	60371325	401111-25-4	128 ,213 ,214 ,292 ,771 ,914
NPR	60371350	401111-50-4	128 ,213 ,214 ,292 ,771 ,914
NPR	60371375	401111-75-4	128 ,213 ,214 ,292 ,771 ,914
NPR	60380000	403804-00-4	208 ,240 ,241 ,491 ,618 ,622 ,740 ,814 ,815 ,998 ,999 ,1000 ,1001 ,1002 ,1003 ,1004 ,1206
NPR	60380025	403804-25-4	208 ,240 ,241 ,491 ,618 ,622 ,740 ,814 ,815 ,998 ,999 ,1000 ,1001 ,1002 ,1003 ,1004 ,1206
NPR	60380050	403804-50-4	208 ,240 ,241 ,491 ,618 ,622 ,740 ,814 ,815 ,998 ,999 ,1000 ,1001 ,1002 ,1003 ,1004 ,1206
NPR	60380075	403804-75-4	208 ,240 ,241 ,491 ,618 ,622 ,740 ,814 ,815 ,998 ,999 ,1000 ,1001 ,1002 ,1003 ,1004 ,1206
NPR	60380100	403802-00-4	23 ,24 ,781 ,1001 ,1005 ,1006 ,1007 ,1008 ,1404 ,1405 ,1406
NPR	60380125	403802-25-4	23 ,24 ,781 ,1001 ,1005 ,1006 ,1007 ,1008 ,1404 ,1405 ,1406
NPR	60380150	403802-50-4	23 ,24 ,781 ,1001 ,1005 ,1006 ,1007 ,1008 ,1404 ,1405 ,1406



Cross Reference

Cross- Manu.	Reference-No.	SM-No.	On Page
NPR	60380150	403802-50-4	23 ,24 ,781 ,1001 ,1005 ,1006 ,1007 ,1008 ,1404 ,1405 ,1406
NPR	60380175	403802-75-4	23 ,24 ,781 ,1001 ,1005 ,1006 ,1007 ,1008 ,1404 ,1405 ,1406
NPR	60380200	403803-00-4	243 ,618 ,780 ,781 ,816 ,857 ,858 ,860 ,1005 ,1006 ,1007 ,1008 ,1009 ,1207 ,1283 ,1284 ,1286
NPR	60380225	403803-25-4	243 ,618 ,780 ,781 ,816 ,857 ,858 ,860 ,1005 ,1006 ,1007 ,1008 ,1009 ,1207 ,1283 ,1284 ,1286
NPR	60380250	403803-50-4	243 ,618 ,780 ,781 ,816 ,857 ,858 ,860 ,1005 ,1006 ,1007 ,1008 ,1009 ,1207 ,1283 ,1284 ,1286
NPR	60380275	403803-75-4	243 ,618 ,780 ,781 ,816 ,857 ,858 ,860 ,1005 ,1006 ,1007 ,1008 ,1009 ,1207 ,1283 ,1284 ,1286
NPR	60380300	401101-00-4	178 ,223 ,557 ,923 ,1011 ,1012
NPR	603803100	401101-100-4	178 ,223 ,557 ,923 ,1011 ,1012
NPR	60380325	401101-25-4	178 ,223 ,557 ,923 ,1011 ,1012
NPR	60380350	401101-50-4	178 ,223 ,557 ,923 ,1011 ,1012
NPR	60380375	401101-75-4	178 ,223 ,557 ,923 ,1011 ,1012
NPR	60380500	401301-00-4	23 ,239 ,240 ,261 ,994 ,995 ,996 ,997 ,998 ,999 ,1000 ,1001 ,1403 ,1404
NPR	60380525	401301-25-4	23 ,239 ,240 ,261 ,994 ,995 ,996 ,997 ,998 ,999 ,1000 ,1001 ,1403 ,1404
NPR	60380550	401301-50-4	23 ,239 ,240 ,261 ,994 ,995 ,996 ,997 ,998 ,999 ,1000 ,1001 ,1403 ,1404
NPR	60380575	401301-75-4	23 ,239 ,240 ,261 ,994 ,995 ,996 ,997 ,998 ,999 ,1000 ,1001 ,1403 ,1404
NPR	60380700	403805-00-4	242 ,1002 ,1003 ,1004
NPR	60380725	403805-25-4	242 ,1002 ,1003 ,1004
NPR	60380750	403805-50-4	242 ,1002 ,1003 ,1004
NPR	60380800	403818-00-4	819 ,863 ,1011 ,1012 ,1290
NPR	60380825	403818-25-4	819 ,863 ,1011 ,1012 ,1290
NPR	60380850	403818-50-4	819 ,863 ,1011 ,1012 ,1290
NPR	60380900	403814-00-4	813 ,995
NPR	60380925	403814-25-4	813 ,995
NPR	60380950	403814-50-4	813 ,995
NPR	60380975	403814-75-4	813 ,995
NPR	60381000	403801-00-4	239 ,813 ,906 ,995
NPR	603810100	403801-100-4	239 ,813 ,906 ,995
NPR	60381025	403801-25-4	239 ,813 ,906 ,995
NPR	60381050	403801-50-4	239 ,813 ,906 ,995
NPR	60381075	403801-75-4	239 ,813 ,906 ,995
NPR	60381200	403819-00-4	242 ,622 ,815 ,1002 ,1003 ,1004
NPR	60381225	403819-25-4	242 ,622 ,815 ,1002 ,1003 ,1004
NPR	60381250	403819-50-4	242 ,622 ,815 ,1002 ,1003 ,1004
NPR	60381300	403514-00-4	818 ,862 ,1010 ,1011 ,1288 ,1289
NPR	60381325	403514-25-4	818 ,862 ,1010 ,1011 ,1288 ,1289
NPR	60381350	403514-50-4	818 ,862 ,1010 ,1011 ,1288 ,1289
NPR	60381375	403514-75-4	818 ,862 ,1010 ,1011 ,1288 ,1289
NPR	60381400	403816-00-4	817 ,818 ,860 ,861 ,1009 ,1010 ,1287
NPR	60381425	403816-25-4	817 ,818 ,860 ,861 ,1009 ,1010 ,1287
NPR	60381450	403816-50-4	817 ,818 ,860 ,861 ,1009 ,1010 ,1287
NPR	60381475	403816-75-4	817 ,818 ,860 ,861 ,1009 ,1010 ,1287
NPR	60381500	403820-00-4	344 ,816 ,857 ,1005 ,1006 ,1283 ,1285
NPR	60381525	403820-25-4	344 ,816 ,857 ,1005 ,1006 ,1283 ,1285
NPR	60381550	403820-50-4	344 ,816 ,857 ,1005 ,1006 ,1283 ,1285
NPR	60400275	403809-75-6	1015 ,1018 ,1019 ,1020 ,1051 ,1054
NPR	60500000	405008-00-4	61 ,62 ,63 ,64 ,65 ,66 ,67 ,71 ,81 ,83 ,84 ,1147 ,1480 ,1482 ,1483 ,1484 ,1485 ,1486 ,1493 ,1494 ,1495 ,1496 ,1502 ,1503 ,1504 ,1511
NPR	605000100	405008-100-4	61 ,62 ,63 ,64 ,65 ,66 ,67 ,71 ,81 ,83 ,84 ,1147 ,1480 ,1482 ,1483 ,1484 ,1485 ,1486 ,1493 ,1494 ,1495 ,1496 ,1502 ,1503 ,1504 ,1511
NPR	60500025	405008-25-4	61 ,62 ,63 ,64 ,65 ,66 ,67 ,71 ,81 ,83 ,84 ,1147 ,1480 ,1482 ,1483 ,1484 ,1485 ,1486 ,1493 ,1494 ,1495 ,1496 ,1502 ,1503 ,1504 ,1511
NPR	60500050	405008-50-4	61 ,62 ,63 ,64 ,65 ,66 ,67 ,71 ,81 ,83 ,84 ,1147 ,1480 ,1482 ,1483 ,1484 ,1485 ,1486 ,1493 ,1494 ,1495 ,1496 ,1502 ,1503 ,1504 ,1511
NPR	60500075	405008-75-4	61 ,62 ,63 ,64 ,65 ,66 ,67 ,71 ,81 ,83 ,84 ,1147 ,1480 ,1482 ,1483 ,1484 ,1485 ,1486 ,1493 ,1494 ,1495 ,1496 ,1502 ,1503 ,1504 ,1511
NPR	60500200	405015-00-4	74 ,78 ,79 ,1146 ,1176 ,1506 ,1507 ,1517 ,1529
NPR	60500225	405015-25-4	74 ,78 ,79 ,1146 ,1176 ,1506 ,1507 ,1517 ,1529



Cross Reference

Cross- Manu.	Reference-No.	SM-No.	On Page
NPR	60501350	405001-50-4	24 ,62 ,63 ,66 ,67 ,68 ,69 ,71 ,72 ,73 ,74 ,75 ,78 ,79 ,80 ,82 ,83 ,84 ,85 ,90 ,91 ,414 ,416 ,439 ,816 ,1131 ,1135 ,1136 ,1137 ,1140 ,1141 ,1142 ,1143 ,1144 ,1145 ,1147 ,1148 ,1149 ,1150 ,1167 ,1169 ,1170 ,1172 ,1173 ,1175 ,1483 ,1484 ,1487 ,1489 ,1490 ,1491 ,1492 ,1494 ,1495 ,1496 ,1498 ,1499 ,1500 ,1503 ,1504 ,1505 ,1507 ,1508 ,1509 ,1511 ,1512 ,1513 ,1514 ,1515 ,1518 ,1519 ,1520 ,1521 ,1522 ,1524 ,1529 ,1535 ,1536
NPR	60501375	405001-75-4	24 ,62 ,63 ,66 ,67 ,68 ,69 ,71 ,72 ,73 ,74 ,75 ,78 ,79 ,80 ,82 ,83 ,84 ,85 ,90 ,91 ,414 ,416 ,439 ,816 ,1131 ,1135 ,1136 ,1137 ,1140 ,1141 ,1142 ,1143 ,1144 ,1145 ,1147 ,1148 ,1149 ,1150 ,1167 ,1169 ,1170 ,1172 ,1173 ,1175 ,1483 ,1484 ,1487 ,1489 ,1490 ,1491 ,1492 ,1494 ,1495 ,1496 ,1498 ,1499 ,1500 ,1503 ,1504 ,1505 ,1507 ,1508 ,1509 ,1511 ,1512 ,1513 ,1514 ,1515 ,1518 ,1519 ,1520 ,1521 ,1522 ,1524 ,1529 ,1535 ,1536
NPR	60501400	405021-00-4	69 ,70 ,80 ,81 ,413 ,415 ,422 ,556 ,628 ,781 ,782 ,1134 ,1135 ,1138 ,1139 ,1142 ,1146 ,1170 ,1171 ,1174 ,1176 ,1497 ,1498 ,1499 ,1501 ,1502 ,1510 ,1516 ,1517 ,1518 ,1530 ,1535 ,1536 ,1537
NPR	60501425	405021-25-4	69 ,70 ,80 ,81 ,413 ,415 ,422 ,556 ,628 ,781 ,782 ,1134 ,1135 ,1138 ,1139 ,1142 ,1146 ,1170 ,1171 ,1174 ,1176 ,1497 ,1498 ,1499 ,1501 ,1502 ,1510 ,1516 ,1517 ,1518 ,1530 ,1535 ,1536 ,1537
NPR	60501450	405021-50-4	69 ,70 ,80 ,81 ,413 ,415 ,422 ,556 ,628 ,781 ,782 ,1134 ,1135 ,1138 ,1139 ,1142 ,1146 ,1170 ,1171 ,1174 ,1176 ,1497 ,1498 ,1499 ,1501 ,1502 ,1510 ,1516 ,1517 ,1518 ,1530 ,1535 ,1536 ,1537
NPR	60502000	405010-00-5	1516
NPR	60502025	405010-25-5	1516
NPR	60502050	405010-50-5	1516
NPR	60510800	405103-00-6	1018 ,1053 ,1414 ,1415 ,1420
NPR	60510825	405103-25-6	1018 ,1053 ,1414 ,1415 ,1420
NPR	60510850	405103-50-6	1018 ,1053 ,1414 ,1415 ,1420
NPR	60511000	401103-00-4	207 ,208 ,209 ,210 ,291 ,343 ,411 ,412 ,420 ,430 ,654 ,771 ,780 ,854 ,909 ,910 ,1205 ,1206 ,1281 ,1403 ,1404
NPR	60511025	401103-25-4	207 ,208 ,209 ,210 ,291 ,343 ,411 ,412 ,420 ,430 ,654 ,771 ,780 ,854 ,909 ,910 ,1205 ,1206 ,1281 ,1403 ,1404
NPR	60511030	401103-30-4	207 ,208 ,209 ,210 ,291 ,343 ,411 ,412 ,420 ,430 ,654 ,771 ,780 ,854 ,909 ,910 ,1205 ,1206 ,1281 ,1403 ,1404
NPR	60511200	405110-00-5	1009 ,1404 ,1406 ,1407
NPR	60511225	405110-25-5	1009 ,1404 ,1406 ,1407
NPR	60511250	405110-50-5	1009 ,1404 ,1406 ,1407
NPR	60530000	405301-00-4	575
NPR	60530025	405301-25-4	575
NPR	60530050	405301-50-4	575
NPR	60550400	405501-00-6	1196
NPR	60611100	409901-00-4	
NPR	6061110000	409901-00-4	
NPR	6061110050	409901-50-4	
NPR	60611125	409901-25-4	
NPR	6061112500	409901-25-4	
NPR	60611150	409901-50-4	
NPR	60611200	409902-00-4	
NPR	6061120000	409902-00-4	
NPR	6061120025	409902-25-4	
NPR	6061120050	409902-50-4	
NPR	60611225	409902-25-4	
NPR	60611250	409902-50-4	
NPR	60611300	400011-00-4	
NPR	6061130000	400011-00-4	
NPR	6061130025	400011-25-4	
NPR	60611325	400011-25-4	
NPR	60700100	409614-00-3	267
NPR	60700500	409615-00-3	97 ,267 ,299 ,571 ,1281
NPR	60700525	409615-25-3	97 ,267 ,299 ,571 ,1281
NPR	60700550	409615-50-3	97 ,267 ,299 ,571 ,1281
NPR	60802400	403505-00-4	169 ,463 ,468 ,498 ,656 ,855 ,856 ,859 ,1281 ,1282 ,1283 ,1285
NPR	60802425	403505-25-4	169 ,463 ,468 ,498 ,656 ,855 ,856 ,859 ,1281 ,1282 ,1283 ,1285
NPR	60802450	403505-50-4	169 ,463 ,468 ,498 ,656 ,855 ,856 ,859 ,1281 ,1282 ,1283 ,1285
		433507-50-4	

Cross Reference



Cross- Manu.	Reference-No.	SM-No.	On Page
NPR	60802450	403505-50-4 433507-50-4	169 ,463 ,468 ,498 ,656 ,855 ,856 ,859 ,1281 ,1282 ,1283 ,1285
NPR	60803500	403520-00-4	157 ,458 ,498 ,499 ,864 ,1291
NPR	60803525	403520-25-4	157 ,458 ,498 ,499 ,864 ,1291
NPR	60803550	403520-50-4	157 ,458 ,498 ,499 ,864 ,1291
NPR	60850200	405307-00-4	657 to 658
NPR	608502100	405307-100-4	657 to 658
NPR	608502125	405307-125-4	657 to 658
NPR	60850225	405307-25-4	657 to 658
NPR	60850250	405307-50-4	657 to 658
NPR	60850275	405307-75-4	657 to 658
NPR	60850700	403518-00-4	655 to 656
NPR	608507100	403518-100-4	655 to 656
NPR	608507125	403518-125-4	655 to 656
NPR	608507150	403518-150-4	655 to 656
NPR	60850725	403518-25-4	655 to 656
NPR	60850750	403518-50-4	655 to 656
NPR	60850775	403518-75-4	655 to 656
NPR	60850800	405308-00-4	410 ,413 ,430 ,431 ,571 ,572 ,573 ,653 ,655 ,657
NPR	60850825	405308-25-4	410 ,413 ,430 ,431 ,571 ,572 ,573 ,653 ,655 ,657
NPR	60851800	402112-00-4	417 ,420 ,421 ,434 ,657 ,659 ,663 ,1407
NPR	60851825	402112-25-4	417 ,420 ,421 ,434 ,657 ,659 ,663 ,1407
NPR	60851850	402112-50-4	417 ,420 ,421 ,434 ,657 ,659 ,663 ,1407
NPR	60851900	408502-00-4	422 ,660
NPR	608519100	408502-100-4	422 ,660
NPR	60851925	408502-25-4	422 ,660
NPR	60851950	408502-50-4	422 ,660
NPR	60851975	408502-75-4	422 ,660
NPR	6087270000	408703-00-4	285 ,421 ,481 ,783 ,784
NPR	6087272500	408703-25-4	285 ,421 ,481 ,783 ,784
NPR	6087275000	408703-50-4	285 ,421 ,481 ,783 ,784
NPR	60902000	409003-00-4	819 to 821
NPR	60902025	409003-25-4	819 to 821
NPR	60902050	409003-50-4	819 to 821
NPR	60940100	403503-00-4	97 ,247 ,462 ,632 ,636 ,1204 ,1279
NPR	60940125	403503-25-4	97 ,247 ,462 ,632 ,636 ,1204 ,1279
NPR	60940150	403503-50-4	97 ,247 ,462 ,632 ,636 ,1204 ,1279
NPR	60940175	403503-75-4	97 ,247 ,462 ,632 ,636 ,1204 ,1279
NPR	60940300	403512-00-4	154 ,462 ,632 ,636 ,780 ,1199 ,1205
NPR	60940325	403512-25-4	154 ,462 ,632 ,636 ,780 ,1199 ,1205
NPR	60940350	403512-50-4	154 ,462 ,632 ,636 ,780 ,1199 ,1205
NPR	60940375	403512-75-4	154 ,462 ,632 ,636 ,780 ,1199 ,1205
NPR	60940500	403511-00-3	247 ,632 ,636 ,1204
NPR	60940525	403511-25-3	247 ,632 ,636 ,1204
NPR	60940550	403511-50-3	247 ,632 ,636 ,1204
NPR	60940575	403511-75-3	247 ,632 ,636 ,1204
NPR	60962200	409612-00-4	1238
NPR	60962225	409612-25-4	1238
NPR	60962250	409612-50-4	1238
NPR	60962700	409601-00-4	24 ,1238 ,1239 ,1240 ,1524
NPR	60962725	409601-25-4	24 ,1238 ,1239 ,1240 ,1524
NPR	60962750	409601-50-4	24 ,1238 ,1239 ,1240 ,1524
NPR	60963900	401403-00-4	449 ,1237 ,1238 ,1243
NPR	60963925	401403-25-4	449 ,1237 ,1238 ,1243
NPR	60963950	401403-50-4	449 ,1237 ,1238 ,1243
NPR	60964300	409605-00-4	299 ,1199 ,1237 ,1243 ,1246
NPR	60964325	409605-25-4	299 ,1199 ,1237 ,1243 ,1246
NPR	60964350	409605-50-4	299 ,1199 ,1237 ,1243 ,1246
NPR	60964375	409605-75-4	299 ,1199 ,1237 ,1243 ,1246



Cross Reference

Cross- Manu.	Reference-No.	SM-No.	On Page
NPR	60964375	409605-75-4	299 ,1199 ,1237 ,1243 ,1246
NPR	61045000	433814-00-6	1014 ,1015 ,1049
NPR	61045025	433814-25-6	1014 ,1015 ,1049
NPR	61045050	433814-50-6	1014 ,1015 ,1049
NPR	61045200	433810-00-1	1016 ,1017 ,1051
NPR	610452100	433810-100-1	1016 ,1017 ,1051
NPR	61045225	433810-25-1	1016 ,1017 ,1051
NPR	61045250	433810-50-1	1016 ,1017 ,1051
NPR	61045300	433811-00-1	494 ,608 ,1016 ,1017 ,1018 ,1051 ,1052 ,1053
NPR	61045325	433811-25-1	494 ,608 ,1016 ,1017 ,1018 ,1051 ,1052 ,1053
NPR	61045350	433811-50-1	494 ,608 ,1016 ,1017 ,1018 ,1051 ,1052 ,1053
NPR	61045600	433817-00-1	1018 ,1019 ,1054
NPR	61045650	433817-50-1	1018 ,1019 ,1054
NPR	61045900	433809-00-1	1015 ,1018 ,1019 ,1054
NPR	61045950	433809-50-1	1015 ,1018 ,1019 ,1054
NPR	61075100	430701-00-4	131 ,133
NPR	61075125	430701-25-4	131 ,133
NPR	61075150	430701-50-4	131 ,133
NPR	61075400	430709-00-4	129 ,132 ,133 ,138 ,139
NPR	61075425	430709-25-4	129 ,132 ,133 ,138 ,139
NPR	61075450	430709-50-4	129 ,132 ,133 ,138 ,139
NPR	61075475	430709-75-4	129 ,132 ,133 ,138 ,139
NPR	61075700	430708-00-4	20 ,130 ,132 ,138 ,139
NPR	61075725	430708-25-4	20 ,130 ,132 ,138 ,139
NPR	61075750	430708-50-4	20 ,130 ,132 ,138 ,139
NPR	61075775	430708-75-4	20 ,130 ,132 ,138 ,139
NPR	61075800	430709-00-6	129 ,133 ,138 ,139
NPR	61075825	430709-25-6	129 ,133 ,138 ,139
NPR	61105000	431010-00-4	742 to 743
NPR	61105025	431010-25-4	742 to 743
NPR	61105050	431010-50-4	742 to 743
NPR	61105100	431008-00-4	745 ,746 ,751 ,752 ,1152
NPR	611051100	431008-100-4	745 ,746 ,751 ,752 ,1152
NPR	61105125	431008-25-4	745 ,746 ,751 ,752 ,1152
NPR	61105150	431008-50-4	745 ,746 ,751 ,752 ,1152
NPR	61105175	431008-75-4	745 ,746 ,751 ,752 ,1152
NPR	61105800	431011-00-4	742 ,744 ,748 ,749 ,1192
NPR	61105825	431011-25-4	742 ,744 ,748 ,749 ,1192
NPR	61105850	431011-50-4	742 ,744 ,748 ,749 ,1192
NPR	61106200	431006-00-6	296 ,754 ,755 ,756 ,757
NPR	611062100	431006-100-6	296 ,754 ,755 ,756 ,757
NPR	611062125	431006-125-6	296 ,754 ,755 ,756 ,757
NPR	611062150	431006-150-6	296 ,754 ,755 ,756 ,757
NPR	61106225	431006-25-6	296 ,754 ,755 ,756 ,757
NPR	61106250	431006-50-6	296 ,754 ,755 ,756 ,757
NPR	61106275	431006-75-6	296 ,754 ,755 ,756 ,757
NPR	61106600	431012-00-5	743 ,745 ,749 ,1191
NPR	61106625	431012-25-5	743 ,745 ,749 ,1191
NPR	61106650	431012-50-5	743 ,745 ,749 ,1191
NPR	61106800	431201-00-3	740 ,1185
NPR	61205100	432001-00-4	341 ,342 ,344 ,595
NPR	61205125	432001-25-4	341 ,342 ,344 ,595
NPR	61205150	432001-50-4	341 ,342 ,344 ,595
NPR	61205175	432001-75-4	341 ,342 ,344 ,595
NPR	61205300	430101-00-4	14 ,15 ,345 ,346 ,348 ,556 ,597 ,598
NPR	61205325	430101-25-4	14 ,15 ,345 ,346 ,348 ,556 ,597 ,598
NPR	61205350	430101-50-4	14 ,15 ,345 ,346 ,348 ,556 ,597 ,598
NPR	61205400	433807-00-4	15 ,94 ,224 ,354 ,537 ,538 ,600 ,791 ,864 ,926 ,1012 ,1013 ,1047 ,1048 ,1152 ,1290 ,1291

Cross Reference



Cross- Manu.	Reference-No.	SM-No.	On Page
NPR	61205400	433807-00-4	15 ,94 ,224 ,354 ,537 ,538 ,600 ,791 ,864 ,926 ,1012 ,1013 ,1047 ,1048 ,1152 ,1290 ,1291
NPR	61205425	433807-25-4	15 ,94 ,224 ,354 ,537 ,538 ,600 ,791 ,864 ,926 ,1012 ,1013 ,1047 ,1048 ,1152 ,1290 ,1291
NPR	61205450	433807-50-4	15 ,94 ,224 ,354 ,537 ,538 ,600 ,791 ,864 ,926 ,1012 ,1013 ,1047 ,1048 ,1152 ,1290 ,1291
NPR	61207400	432002-00-4	352 ,537 ,539
NPR	61207425	432002-25-4	352 ,537 ,539
NPR	61207450	432002-50-4	352 ,537 ,539
NPR	61215100	432103-00-4	416
NPR	61215125	432103-25-4	416
NPR	61215150	432103-50-4	416
NPR	61215300	432102-00-4	412 ,413 ,415 ,417 ,420 ,432 ,439 ,658
NPR	612153100	432102-100-4	412 ,413 ,415 ,417 ,420 ,432 ,439 ,658
NPR	61215325	432102-25-4	412 ,413 ,415 ,417 ,420 ,432 ,439 ,658
NPR	61215350	432102-50-4	412 ,413 ,415 ,417 ,420 ,432 ,439 ,658
NPR	61215375	432102-75-4	412 ,413 ,415 ,417 ,420 ,432 ,439 ,658
NPR	61215400	432104-00-4	410 ,412 ,415 ,430 ,653 ,654 ,663
NPR	61215425	432104-25-4	410 ,412 ,415 ,430 ,653 ,654 ,663
NPR	61215450	432104-50-4	410 ,412 ,415 ,430 ,653 ,654 ,663
NPR	61215500	432114-00-4	413 ,416 ,431 ,656
NPR	61215525	432114-25-4	413 ,416 ,431 ,656
NPR	61215550	432114-50-4	413 ,416 ,431 ,656
NPR	61215600	432106-00-4	221 ,351 ,418 ,419 ,421 ,432 ,433 ,434 ,435 ,440 ,553 ,605 ,922
NPR	61215625	432106-25-4	221 ,351 ,418 ,419 ,421 ,432 ,433 ,434 ,435 ,440 ,553 ,605 ,922
NPR	61215650	432106-50-4	221 ,351 ,418 ,419 ,421 ,432 ,433 ,434 ,435 ,440 ,553 ,605 ,922
NPR	61215700	432105-00-4	421 ,422 ,423 ,436
NPR	61215725	432105-25-4	421 ,422 ,423 ,436
NPR	61215750	432105-50-4	421 ,422 ,423 ,436
NPR	61215900	432107-00-4	416
NPR	61215925	432107-25-4	416
NPR	61215950	432107-50-4	416
NPR	61216100	432119-00-3	411
NPR	61216125	432119-25-3	411
NPR	61216150	432119-50-3	411
NPR	61245100	432409-00-4	478 ,479 ,480 ,485 ,572 ,578
NPR	612451100	432409-100-4	478 ,479 ,480 ,485 ,572 ,578
NPR	61245125	432409-25-4	478 ,479 ,480 ,485 ,572 ,578
NPR	61245150	432409-50-4	478 ,479 ,480 ,485 ,572 ,578
NPR	61245175	432409-75-4	478 ,479 ,480 ,485 ,572 ,578
NPR	61245300	432411-00-4	285 ,478 ,571
NPR	61245325	432411-25-4	285 ,478 ,571
NPR	61245350	432411-50-4	285 ,478 ,571
NPR	61245375	432411-75-4	285 ,478 ,571
NPR	61245400	432418-00-3	480
NPR	61245500	432418-00-4	480 ,488 ,573
NPR	61245600	432412-00-4	481 ,574
NPR	61245625	432412-25-4	481 ,574
NPR	61245650	432412-50-4	481 ,574
NPR	61245675	432412-75-4	481 ,574
NPR	61245800	432410-00-4	481 ,573
NPR	61245825	432410-25-4	481 ,573
NPR	61245850	432410-50-4	481 ,573
NPR	61245900	435306-00-4	478 ,485 ,571 ,572 ,578
NPR	61246000	432413-00-4	478 ,479 ,572
NPR	61325100	433201-00-1	306 ,788
NPR	613251100	433201-100-1	306 ,788
NPR	61325125	433201-25-1	306 ,788
NPR	61325150	433201-50-1	306 ,788



Cross Reference

Cross- Manu.	Reference-No.	SM-No.	On Page
NPR	61325150	433201-50-1	306 ,788
NPR	61325175	433201-75-1	306 ,788
NPR	61355000	430302-00-4	97 ,98 ,142 ,145 ,154 ,166 ,167 ,168 ,169 ,170 ,171 ,248 ,344 ,462 ,463 ,814 ,820 ,853 ,854 ,855 ,856 ,858 ,859 ,1061 ,1206 ,1279 ,1281 ,1282 ,1285
NPR	613550100	430302-100-4	97 ,98 ,142 ,145 ,154 ,166 ,167 ,168 ,169 ,170 ,171 ,248 ,344 ,462 ,463 ,814 ,820 ,853 ,854 ,855 ,856 ,858 ,859 ,1061 ,1206 ,1279 ,1281 ,1282 ,1285
NPR	613550125	430302-125-4	97 ,98 ,142 ,145 ,154 ,166 ,167 ,168 ,169 ,170 ,171 ,248 ,344 ,462 ,463 ,814 ,820 ,853 ,854 ,855 ,856 ,858 ,859 ,1061 ,1206 ,1279 ,1281 ,1282 ,1285
NPR	61355025	430302-25-4	97 ,98 ,142 ,145 ,154 ,166 ,167 ,168 ,169 ,170 ,171 ,248 ,344 ,462 ,463 ,814 ,820 ,853 ,854 ,855 ,856 ,858 ,859 ,1061 ,1206 ,1279 ,1281 ,1282 ,1285
NPR	61355050	430302-50-4	97 ,98 ,142 ,145 ,154 ,166 ,167 ,168 ,169 ,170 ,171 ,248 ,344 ,462 ,463 ,814 ,820 ,853 ,854 ,855 ,856 ,858 ,859 ,1061 ,1206 ,1279 ,1281 ,1282 ,1285
NPR	61355075	430302-75-4	97 ,98 ,142 ,145 ,154 ,166 ,167 ,168 ,169 ,170 ,171 ,248 ,344 ,462 ,463 ,814 ,820 ,853 ,854 ,855 ,856 ,858 ,859 ,1061 ,1206 ,1279 ,1281 ,1282 ,1285
NPR	61355100	433501-00-4	98 ,170 ,171 ,172 ,173 ,248 ,249 ,464 ,498 ,588 ,857 ,859 ,861 ,863 ,1284 ,1285 ,1286 ,1288 ,1289 ,1290
NPR	61355125	433501-25-4	98 ,170 ,171 ,172 ,173 ,248 ,249 ,464 ,498 ,588 ,857 ,859 ,861 ,863 ,1284 ,1285 ,1286 ,1288 ,1289 ,1290
NPR	61355150	433501-50-4	98 ,170 ,171 ,172 ,173 ,248 ,249 ,464 ,498 ,588 ,857 ,859 ,861 ,863 ,1284 ,1285 ,1286 ,1288 ,1289 ,1290
NPR	61355300	433508-00-4	167 ,168 ,462 ,853 ,854 ,1205 ,1280
NPR	61355325	433508-25-4	167 ,168 ,462 ,853 ,854 ,1205 ,1280
NPR	61355350	433508-50-4	167 ,168 ,462 ,853 ,854 ,1205 ,1280
NPR	61355900	433504-00-4	13 ,166 ,177 ,205 ,341 ,410 ,595 ,632 ,636 ,853 ,906 ,1199 ,1205 ,1220 ,1279
NPR	61355925	433504-25-4	13 ,166 ,177 ,205 ,341 ,410 ,595 ,632 ,636 ,853 ,906 ,1199 ,1205 ,1220 ,1279
NPR	61355950	433504-50-4	13 ,166 ,177 ,205 ,341 ,410 ,595 ,632 ,636 ,853 ,906 ,1199 ,1205 ,1220 ,1279
NPR	61356200	433509-00-4	171 ,861 ,1061 ,1287
NPR	61356225	433509-25-4	171 ,861 ,1061 ,1287
NPR	61356250	433509-50-4	171 ,861 ,1061 ,1287
NPR	61365000	433601-00-4	98 ,867 ,868
NPR	61365025	433601-25-4	98 ,867 ,868
NPR	61365050	433601-50-4	98 ,867 ,868
NPR	61365075	433601-75-4	98 ,867 ,868
NPR	61365100	433604-00-4	7 ,174 ,868 ,869 ,870 ,871 ,872 ,1409 ,1525
NPR	61365125	433604-25-4	7 ,174 ,868 ,869 ,870 ,871 ,872 ,1409 ,1525
NPR	61365150	433604-50-4	7 ,174 ,868 ,869 ,870 ,871 ,872 ,1409 ,1525
NPR	61365200	433601-00-3	867 to 868
NPR	61365225	433601-25-3	867 to 868
NPR	61365250	433601-50-3	867 to 868
NPR	61365275	433601-75-3	867 to 868
NPR	61375000	431104-00-4	205 ,206 ,207 ,208 ,210 ,211 ,212 ,214 ,215 ,906 ,907 ,908 ,911 ,912 ,913 ,915 ,916 ,929 ,998 ,1212 ,1213 ,1214
NPR	613750100	431104-100-4	205 ,206 ,207 ,208 ,210 ,211 ,212 ,214 ,215 ,906 ,907 ,908 ,911 ,912 ,913 ,915 ,916 ,929 ,998 ,1212 ,1213 ,1214
NPR	613750125	431104-125-4	205 ,206 ,207 ,208 ,210 ,211 ,212 ,214 ,215 ,906 ,907 ,908 ,911 ,912 ,913 ,915 ,916 ,929 ,998 ,1212 ,1213 ,1214
NPR	61375030	431104-30-4	205 ,206 ,207 ,208 ,210 ,211 ,212 ,214 ,215 ,906 ,907 ,908 ,911 ,912 ,913 ,915 ,916 ,929 ,998 ,1212 ,1213 ,1214
NPR	61375050	431104-50-4	205 ,206 ,207 ,208 ,210 ,211 ,212 ,214 ,215 ,906 ,907 ,908 ,911 ,912 ,913 ,915 ,916 ,929 ,998 ,1212 ,1213 ,1214
NPR	61375080	431104-80-4	205 ,206 ,207 ,208 ,210 ,211 ,212 ,214 ,215 ,906 ,907 ,908 ,911 ,912 ,913 ,915 ,916 ,929 ,998 ,1212 ,1213 ,1214
NPR	61375100	433702-00-4	207 ,212 ,213 ,228 ,343 ,907 ,908 ,910 ,911 ,913 ,1540
NPR	61375130	433702-30-4	207 ,212 ,213 ,228 ,343 ,907 ,908 ,910 ,911 ,913 ,1540
NPR	61375150	433702-50-4	207 ,212 ,213 ,228 ,343 ,907 ,908 ,910 ,911 ,913 ,1540
NPR	61375180	433702-80-4	207 ,212 ,213 ,228 ,343 ,907 ,908 ,910 ,911 ,913 ,1540
NPR	61375300	433701-00-4	215 ,216 ,217 ,218 ,346 ,348 ,480 ,588 ,916 ,917 ,918 ,1058 ,1207 ,1215
NPR	613753100	433701-100-4	215 ,216 ,217 ,218 ,346 ,348 ,480 ,588 ,916 ,917 ,918 ,1058 ,1207 ,1215
NPR	61375330	433701-30-4	215 ,216 ,217 ,218 ,346 ,348 ,480 ,588 ,916 ,917 ,918 ,1058 ,1207 ,1215
NPR	61375350	433701-50-4	215 ,216 ,217 ,218 ,346 ,348 ,480 ,588 ,916 ,917 ,918 ,1058 ,1207 ,1215
NPR	61375800	433711-00-4	221 ,352 ,915 ,922
NPR	61375830	433711-30-4	221 ,352 ,915 ,922
NPR	61375850	433711-50-4	221 ,352 ,915 ,922

Cross Reference



Cross- Manu.	Reference-No.	SM-No.	On Page
NPR	61375850	433711-50-4	221 ,352 ,915 ,922
NPR	61375900	431105-00-4	219 ,222 ,223 ,349 ,353 ,917 ,919 ,920 ,924 ,1215 ,1216
NPR	613759100	431105-100-4	219 ,222 ,223 ,349 ,353 ,917 ,919 ,920 ,924 ,1215 ,1216
NPR	613759125	431105-125-4	219 ,222 ,223 ,349 ,353 ,917 ,919 ,920 ,924 ,1215 ,1216
NPR	613759150	431105-150-4	219 ,222 ,223 ,349 ,353 ,917 ,919 ,920 ,924 ,1215 ,1216
NPR	61375930	431105-30-4	219 ,222 ,223 ,349 ,353 ,917 ,919 ,920 ,924 ,1215 ,1216
NPR	61375950	431105-50-4	219 ,222 ,223 ,349 ,353 ,917 ,919 ,920 ,924 ,1215 ,1216
NPR	61375980	431105-80-4	219 ,222 ,223 ,349 ,353 ,917 ,919 ,920 ,924 ,1215 ,1216
NPR	61376000	431106-00-4	172 ,220 ,221 ,229 ,292 ,293 ,350 ,351 ,418 ,432 ,433 ,439 ,440 ,599 ,605 ,618 ,782 ,862 ,921 ,930 ,1208 ,1220 ,1289 ,1407
NPR	613760100	431106-100-4	172 ,220 ,221 ,229 ,292 ,293 ,350 ,351 ,418 ,432 ,433 ,439 ,440 ,599 ,605 ,618 ,782 ,862 ,921 ,930 ,1208 ,1220 ,1289 ,1407
NPR	61376030	431106-30-4	172 ,220 ,221 ,229 ,292 ,293 ,350 ,351 ,418 ,432 ,433 ,439 ,440 ,599 ,605 ,618 ,782 ,862 ,921 ,930 ,1208 ,1220 ,1289 ,1407
NPR	61376050	431106-50-4	172 ,220 ,221 ,229 ,292 ,293 ,350 ,351 ,418 ,432 ,433 ,439 ,440 ,599 ,605 ,618 ,782 ,862 ,921 ,930 ,1208 ,1220 ,1289 ,1407
NPR	61376080	431106-80-4	172 ,220 ,221 ,229 ,292 ,293 ,350 ,351 ,418 ,432 ,433 ,439 ,440 ,599 ,605 ,618 ,782 ,862 ,921 ,930 ,1208 ,1220 ,1289 ,1407
NPR	61376100	431102-00-4	214 ,633 ,914 ,1057
NPR	613761100	431102-100-4	214 ,633 ,914 ,1057
NPR	61376130	431102-30-4	214 ,633 ,914 ,1057
NPR	61376150	431102-50-4	214 ,633 ,914 ,1057
NPR	61376180	431102-80-4	214 ,633 ,914 ,1057
NPR	61376300	432101-00-4	25 ,262 ,424 ,619 ,926 ,1193 ,1216 ,1217
NPR	613763100	432101-100-4	25 ,262 ,424 ,619 ,926 ,1193 ,1216 ,1217
NPR	61376330	432101-30-4	25 ,262 ,424 ,619 ,926 ,1193 ,1216 ,1217
NPR	61376350	432101-50-4	25 ,262 ,424 ,619 ,926 ,1193 ,1216 ,1217
NPR	61376380	432101-80-4	25 ,262 ,424 ,619 ,926 ,1193 ,1216 ,1217
NPR	61376700	433715-00-4	224 ,925
NPR	61376730	433715-30-4	224 ,925
NPR	61376750	433715-50-4 433715-80-4	224 ,925
NPR	61377100	433709-00-3	210 ,228 ,292 ,854 ,910 ,929 ,1280
NPR	61377130	433709-30-3	210 ,228 ,292 ,854 ,910 ,929 ,1280
NPR	61377150	433709-50-3	210 ,228 ,292 ,854 ,910 ,929 ,1280
NPR	61377175	433709-75-3	210 ,228 ,292 ,854 ,910 ,929 ,1280
NPR	61377300	431114-00-4	128 ,213 ,214 ,292 ,771 ,914
NPR	61377325	431114-25-4	128 ,213 ,214 ,292 ,771 ,914
NPR	61377350	431114-50-4	128 ,213 ,214 ,292 ,771 ,914
NPR	61377375	431114-75-4	128 ,213 ,214 ,292 ,771 ,914
NPR	61385000	433805-00-4 433826-00-4	240 ,618 ,622 ,740 ,814 ,815 ,999 ,1000 ,1206
NPR	61385025	433805-25-4 433826-25-4	240 ,618 ,622 ,740 ,814 ,815 ,999 ,1000 ,1206
NPR	61385050	433805-50-4 433826-50-4	240 ,618 ,622 ,740 ,814 ,815 ,999 ,1000 ,1206
NPR	61385075	433805-75-4	240 ,618 ,622 ,740 ,814 ,815 ,999 ,1000 ,1206
NPR	61385100	433803-00-4	23 ,24 ,241 ,780 ,781 ,930 ,1001 ,1005 ,1006 ,1007 ,1008 ,1404 ,1405 ,1406
NPR	61385125	433803-25-4	23 ,24 ,241 ,780 ,781 ,930 ,1001 ,1005 ,1006 ,1007 ,1008 ,1404 ,1405 ,1406
NPR	61385150	433803-50-4	23 ,24 ,241 ,780 ,781 ,930 ,1001 ,1005 ,1006 ,1007 ,1008 ,1404 ,1405 ,1406
NPR	61385175	433803-75-4	23 ,24 ,241 ,780 ,781 ,930 ,1001 ,1005 ,1006 ,1007 ,1008 ,1404 ,1405 ,1406
NPR	61385200	433804-00-4	1404 to 1406
NPR	61385225	433804-25-4	1404 to 1406
NPR	61385250	433804-50-4	1404 to 1406
NPR	61385275	433804-75-4	1404 to 1406
NPR	61385400	431101-00-4	178 ,223 ,557 ,923 ,1011 ,1012
NPR	613854100	431101-100-4	178 ,223 ,557 ,923 ,1011 ,1012
NPR	61385425	431101-25-4	178 ,223 ,557 ,923 ,1011 ,1012
NPR	61385450	431101-50-4	178 ,223 ,557 ,923 ,1011 ,1012
NPR	61385475	431101-75-4	178 ,223 ,557 ,923 ,1011 ,1012



Cross Reference

Cross- Manu.	Reference-No.	SM-No.	On Page
NPR	61385475	431101-75-4	178 ,223 ,557 ,923 ,1011 ,1012
NPR	61385700	433806-00-4	23 ,239 ,240 ,241 ,242 ,261 ,491 ,618 ,622 ,814 ,815 ,996 ,997 ,998 ,999 ,1000 ,1001 ,1002 ,1003 ,1004 ,1403 ,1404
NPR	61385725	433806-25-4	23 ,239 ,240 ,241 ,242 ,261 ,491 ,618 ,622 ,814 ,815 ,996 ,997 ,998 ,999 ,1000 ,1001 ,1002 ,1003 ,1004 ,1403 ,1404
NPR	61385750	433806-50-4	23 ,239 ,240 ,241 ,242 ,261 ,491 ,618 ,622 ,814 ,815 ,996 ,997 ,998 ,999 ,1000 ,1001 ,1002 ,1003 ,1004 ,1403 ,1404
NPR	61385775	433806-75-4	23 ,239 ,240 ,241 ,242 ,261 ,491 ,618 ,622 ,814 ,815 ,996 ,997 ,998 ,999 ,1000 ,1001 ,1002 ,1003 ,1004 ,1403 ,1404
NPR	61385800	433813-00-4	241 ,242 ,815 ,1001 ,1002 ,1003 ,1004
NPR	61385825	433813-25-4	241 ,242 ,815 ,1001 ,1002 ,1003 ,1004
NPR	61385850	433813-50-4	241 ,242 ,815 ,1001 ,1002 ,1003 ,1004
NPR	61386100	433802-00-4	813 ,995
NPR	613861100	433802-100-4	813 ,995
NPR	61386125	433802-25-4	813 ,995
NPR	61386150	433802-50-4	813 ,995
NPR	61386175	433802-75-4	813 ,995
NPR	61386200	433801-00-4	239 ,813 ,995
NPR	613862100	433801-100-4	239 ,813 ,995
NPR	61386225	433801-25-4	239 ,813 ,995
NPR	61386250	433801-50-4	239 ,813 ,995
NPR	61386275	433801-75-4	239 ,813 ,995
NPR	61386300	431301-00-4	23 ,261 ,994 ,995 ,996 ,998 ,1403
NPR	613863100	431301-100-4	23 ,261 ,994 ,995 ,996 ,998 ,1403
NPR	61386325	431301-25-4	23 ,261 ,994 ,995 ,996 ,998 ,1403
NPR	61386350	431301-50-4	23 ,261 ,994 ,995 ,996 ,998 ,1403
NPR	61386375	431301-75-4	23 ,261 ,994 ,995 ,996 ,998 ,1403
NPR	61386500	433514-00-4	818 ,862 ,1010 ,1011 ,1288
NPR	61386525	433514-25-4	818 ,862 ,1010 ,1011 ,1288
NPR	61386550	433514-50-4	818 ,862 ,1010 ,1011 ,1288
NPR	61386600	433821-00-4	817 ,818 ,860 ,861 ,1009 ,1010 ,1287
NPR	61386625	433821-25-4	817 ,818 ,860 ,861 ,1009 ,1010 ,1287
NPR	61386650	433821-50-4	817 ,818 ,860 ,861 ,1009 ,1010 ,1287
NPR	61386675	433821-75-4	817 ,818 ,860 ,861 ,1009 ,1010 ,1287
NPR	61386700	433830-00-4	344 ,740 ,816 ,857 ,1005 ,1284 ,1285
NPR	61386725	433830-25-4	344 ,740 ,816 ,857 ,1005 ,1284 ,1285
NPR	61386750	433830-50-4	344 ,740 ,816 ,857 ,1005 ,1284 ,1285
NPR	61395100	433901-00-6	795 ,1111
NPR	61395125	433901-25-6	795 ,1111
NPR	61395150	433901-50-6	795 ,1111
NPR	61395700	433903-00-6	1112 ,1255
NPR	61505000	435002-00-4	62 ,72 ,73 ,74 ,75 ,76 ,77 ,78 ,82 ,83 ,84 ,85 ,1140 ,1141 ,1142 ,1143 ,1144 ,1147 ,1148 ,1149 ,1150 ,1172 ,1173 ,1177 ,1483 ,1489 ,1505 ,1506 ,1507 ,1508 ,1509 ,1510 ,1511 ,1512 ,1513 ,1514 ,1515 ,1518 ,1519 ,1520 ,1521 ,1522 ,1529 ,1530 ,1536
NPR	615050100	435002-100-4	62 ,72 ,73 ,74 ,75 ,76 ,77 ,78 ,82 ,83 ,84 ,85 ,1140 ,1141 ,1142 ,1143 ,1144 ,1147 ,1148 ,1149 ,1150 ,1172 ,1173 ,1177 ,1483 ,1489 ,1505 ,1506 ,1507 ,1508 ,1509 ,1510 ,1511 ,1512 ,1513 ,1514 ,1515 ,1518 ,1519 ,1520 ,1521 ,1522 ,1529 ,1530 ,1536
NPR	61505025	435002-25-4	62 ,72 ,73 ,74 ,75 ,76 ,77 ,78 ,82 ,83 ,84 ,85 ,1140 ,1141 ,1142 ,1143 ,1144 ,1147 ,1148 ,1149 ,1150 ,1172 ,1173 ,1177 ,1483 ,1489 ,1505 ,1506 ,1507 ,1508 ,1509 ,1510 ,1511 ,1512 ,1513 ,1514 ,1515 ,1518 ,1519 ,1520 ,1521 ,1522 ,1529 ,1530 ,1536
NPR	61505050	435002-50-4	62 ,72 ,73 ,74 ,75 ,76 ,77 ,78 ,82 ,83 ,84 ,85 ,1140 ,1141 ,1142 ,1143 ,1144 ,1147 ,1148 ,1149 ,1150 ,1172 ,1173 ,1177 ,1483 ,1489 ,1505 ,1506 ,1507 ,1508 ,1509 ,1510 ,1511 ,1512 ,1513 ,1514 ,1515 ,1518 ,1519 ,1520 ,1521 ,1522 ,1529 ,1530 ,1536
NPR	61505075	435002-75-4	62 ,72 ,73 ,74 ,75 ,76 ,77 ,78 ,82 ,83 ,84 ,85 ,1140 ,1141 ,1142 ,1143 ,1144 ,1147 ,1148 ,1149 ,1150 ,1172 ,1173 ,1177 ,1483 ,1489 ,1505 ,1506 ,1507 ,1508 ,1509 ,1510 ,1511 ,1512 ,1513 ,1514 ,1515 ,1518 ,1519 ,1520 ,1521 ,1522 ,1529 ,1530 ,1536
NPR	61505100	435013-00-4	64 ,1131 ,1132 ,1133 ,1167 ,1168 ,1487 ,1488 ,1489 ,1490 ,1492
NPR	61505125	435013-25-4	64 ,1131 ,1132 ,1133 ,1167 ,1168 ,1487 ,1488 ,1489 ,1490 ,1492
NPR	61505150	435013-50-4	64 ,1131 ,1132 ,1133 ,1167 ,1168 ,1487 ,1488 ,1489 ,1490 ,1492

Cross Reference



Cross- Manu.	Reference-No.	SM-No.	On Page
NPR	61505150	435013-50-4	64 ,1131 ,1132 ,1133 ,1167 ,1168 ,1487 ,1488 ,1489 ,1490 ,1492
NPR	61505175	435013-75-4	64 ,1131 ,1132 ,1133 ,1167 ,1168 ,1487 ,1488 ,1489 ,1490 ,1492
NPR	61505200	435021-00-4	78 ,79 ,1146 ,1176 ,1507 ,1515 ,1517 ,1529 ,1535
NPR	61505225	435021-25-4	78 ,79 ,1146 ,1176 ,1507 ,1515 ,1517 ,1529 ,1535
NPR	61505250	435021-50-4	78 ,79 ,1146 ,1176 ,1507 ,1515 ,1517 ,1529 ,1535
NPR	61505300	435011-00-4	1129 ,1130 ,1167 ,1480 ,1481 ,1482
NPR	61505325	435011-25-4	1129 ,1130 ,1167 ,1480 ,1481 ,1482
NPR	61505350	435011-50-4	1129 ,1130 ,1167 ,1480 ,1481 ,1482
NPR	61505375	435011-75-4	1129 ,1130 ,1167 ,1480 ,1481 ,1482
NPR	61505400	435014-00-4	64 ,1133 ,1134 ,1168 ,1488 ,1492 ,1493 ,1534
NPR	61505425	435014-25-4	64 ,1133 ,1134 ,1168 ,1488 ,1492 ,1493 ,1534
NPR	61505450	435014-50-4	64 ,1133 ,1134 ,1168 ,1488 ,1492 ,1493 ,1534
NPR	61505800	435006-00-4	64 ,65 ,66 ,67 ,71 ,1136 ,1137 ,1169 ,1171 ,1485 ,1486 ,1489 ,1494 ,1496 ,1498 ,1499 ,1500 ,1503 ,1534
NPR	61505825	435006-25-4	64 ,65 ,66 ,67 ,71 ,1136 ,1137 ,1169 ,1171 ,1485 ,1486 ,1489 ,1494 ,1496 ,1498 ,1499 ,1500 ,1503 ,1534
NPR	61505850	435006-50-4	64 ,65 ,66 ,67 ,71 ,1136 ,1137 ,1169 ,1171 ,1485 ,1486 ,1489 ,1494 ,1496 ,1498 ,1499 ,1500 ,1503 ,1534
NPR	61505875	435006-75-4	64 ,65 ,66 ,67 ,71 ,1136 ,1137 ,1169 ,1171 ,1485 ,1486 ,1489 ,1494 ,1496 ,1498 ,1499 ,1500 ,1503 ,1534
NPR	61505900	435008-00-4	61 ,63 ,1130 ,1480 ,1481 ,1482 ,1483 ,1484 ,1495
NPR	61505925	435008-25-4	61 ,63 ,1130 ,1480 ,1481 ,1482 ,1483 ,1484 ,1495
NPR	61505950	435008-50-4	61 ,63 ,1130 ,1480 ,1481 ,1482 ,1483 ,1484 ,1495
NPR	61505975	435008-75-4	61 ,63 ,1130 ,1480 ,1481 ,1482 ,1483 ,1484 ,1495
NPR	61506100	435005-00-4	68 ,69 ,414 ,1135 ,1136 ,1169 ,1170 ,1498 ,1499 ,1500 ,1529
NPR	61506125	435005-25-4	68 ,69 ,414 ,1135 ,1136 ,1169 ,1170 ,1498 ,1499 ,1500 ,1529
NPR	61506150	435005-50-4	68 ,69 ,414 ,1135 ,1136 ,1169 ,1170 ,1498 ,1499 ,1500 ,1529
NPR	61506800	435017-00-4	69 ,80 ,81 ,413 ,415 ,782 ,1135 ,1138 ,1142 ,1146 ,1171 ,1174 ,1176 ,1497 ,1501 ,1510 ,1516 ,1517 ,1531 ,1535 ,1537
NPR	61506825	435017-25-4	69 ,80 ,81 ,413 ,415 ,782 ,1135 ,1138 ,1142 ,1146 ,1171 ,1174 ,1176 ,1497 ,1501 ,1510 ,1516 ,1517 ,1531 ,1535 ,1537
NPR	61506850	435017-50-4	69 ,80 ,81 ,413 ,415 ,782 ,1135 ,1138 ,1142 ,1146 ,1171 ,1174 ,1176 ,1497 ,1501 ,1510 ,1516 ,1517 ,1531 ,1535 ,1537
NPR	61506875	435017-75-4	69 ,80 ,81 ,413 ,415 ,782 ,1135 ,1138 ,1142 ,1146 ,1171 ,1174 ,1176 ,1497 ,1501 ,1510 ,1516 ,1517 ,1531 ,1535 ,1537
NPR	61506900	435017-00-5	1516
NPR	61506925	435017-25-5	1516
NPR	61506950	435017-50-5	1516
NPR	61507100	435016-00-4	69 ,70 ,415 ,1134 ,1135 ,1137 ,1138 ,1139 ,1170 ,1171 ,1497 ,1498 ,1501 ,1502 ,1517 ,1528
NPR	61507125	435016-25-4	69 ,70 ,415 ,1134 ,1135 ,1137 ,1138 ,1139 ,1170 ,1171 ,1497 ,1498 ,1501 ,1502 ,1517 ,1528
NPR	61507150	435016-50-4	69 ,70 ,415 ,1134 ,1135 ,1137 ,1138 ,1139 ,1170 ,1171 ,1497 ,1498 ,1501 ,1502 ,1517 ,1528
NPR	61507175	435016-75-4	69 ,70 ,415 ,1134 ,1135 ,1137 ,1138 ,1139 ,1170 ,1171 ,1497 ,1498 ,1501 ,1502 ,1517 ,1528
NPR	61515000	435107-00-6	1408 to 1409
NPR	61515050	435107-50-6	1408 to 1409
NPR	61515200	435108-00-6	1409 to 1410
NPR	61515225	435108-25-6	1409 to 1410
NPR	61515250	435108-50-6	1409 to 1410
NPR	61516300	435114-00-6	1017 ,1412 ,1420
NPR	61516325	435114-25-6	1017 ,1412 ,1420
NPR	61516500	432109-00-4 432112-00-4	208 ,209 ,291 ,343 ,411 ,412 ,420 ,430 ,771 ,780 ,909 ,1206 ,1404
NPR	61516525	432109-25-4	208 ,209 ,291 ,343 ,411 ,412 ,420 ,430 ,771 ,780 ,909 ,1206 ,1404
NPR	61516530	432109-30-4 432112-30-4	208 ,209 ,291 ,343 ,411 ,412 ,420 ,430 ,771 ,780 ,909 ,1206 ,1404
NPR	61516550	432109-50-4 432112-50-4	208 ,209 ,291 ,343 ,411 ,412 ,420 ,430 ,771 ,780 ,909 ,1206 ,1404
NPR	61516580	432109-80-4 432112-80-4	208 ,209 ,291 ,343 ,411 ,412 ,420 ,430 ,771 ,780 ,909 ,1206 ,1404
NPR	61535000	435307-00-4	



Cross Reference

Cross- Manu.	Reference-No.	SM-No.	On Page
NPR	61535000	435307-00-4	
NPR	6153500000	435307-00-4	
NPR	6153500025	435307-25-4	
NPR	61535025	435307-25-4	
NPR	61555300	435501-00-6	1196
NPR	61616100	439901-00-4	
NPR	6161610000	439901-00-4	
NPR	6161610025	439901-25-4	
NPR	6161610050	439901-50-4	
NPR	61616125	439901-25-4	
NPR	61616150	439901-50-4	
NPR	61616200	439902-00-4	
NPR	6161620000	439902-00-4	
NPR	6161620025	439902-25-4	
NPR	6161620050	439902-50-4	
NPR	61616225	439902-25-4	
NPR	61616250	439902-50-4	
NPR	61616300	430009-00-4	
NPR	6161630000	430009-00-4	
NPR	6161630025	430009-25-4	
NPR	61616325	430009-25-4	
NPR	61616500	439616-00-3	
NPR	61685000	430020-00-4	
NPR	61700300	439617-00-3	97 ,267 ,299 ,571 ,1237 ,1281
NPR	61802400	433507-00-4	169 ,498 ,656 ,855 ,856 ,858 ,1281 ,1282 ,1283
NPR	61802425	433507-25-4	169 ,498 ,656 ,855 ,856 ,858 ,1281 ,1282 ,1283
NPR	61802800	433505-00-4	94 ,99 ,157 ,173 ,452 ,455 ,458 ,465 ,468 ,498 ,499 ,502 ,550 ,863 ,864 ,1290 ,1291
NPR	61802825	433505-25-4	94 ,99 ,157 ,173 ,452 ,455 ,458 ,465 ,468 ,498 ,499 ,502 ,550 ,863 ,864 ,1290 ,1291
NPR	61802850	433505-50-4	94 ,99 ,157 ,173 ,452 ,455 ,458 ,465 ,468 ,498 ,499 ,502 ,550 ,863 ,864 ,1290 ,1291
NPR	61850000	435305-00-4	410 ,413 ,430 ,431 ,571 ,572 ,653 ,654 ,655 ,656
NPR	61850025	435305-25-4	410 ,413 ,430 ,431 ,571 ,572 ,653 ,654 ,655 ,656
NPR	61850050	435305-50-4	410 ,413 ,430 ,431 ,571 ,572 ,653 ,654 ,655 ,656
NPR	61850075	435305-75-4	410 ,413 ,430 ,431 ,571 ,572 ,653 ,654 ,655 ,656
NPR	61850100	433518-00-4	655 to 656
NPR	618501100	433518-100-4	655 to 656
NPR	618501125	433518-125-4	655 to 656
NPR	618501150	433518-150-4	655 to 656
NPR	61850125	433518-25-4	655 to 656
NPR	61850150	433518-50-4	655 to 656
NPR	61850175	433518-75-4	655 to 656
NPR	61850300	435304-00-4	173 ,267 ,416 ,419 ,434 ,574 ,655 ,657 ,658 ,818 ,1208
NPR	618503100	435304-100-4	173 ,267 ,416 ,419 ,434 ,574 ,655 ,657 ,658 ,818 ,1208
NPR	618503125	435304-125-4	173 ,267 ,416 ,419 ,434 ,574 ,655 ,657 ,658 ,818 ,1208
NPR	61850325	435304-25-4	173 ,267 ,416 ,419 ,434 ,574 ,655 ,657 ,658 ,818 ,1208
NPR	61850350	435304-50-4	173 ,267 ,416 ,419 ,434 ,574 ,655 ,657 ,658 ,818 ,1208
NPR	61850375	435304-75-4	173 ,267 ,416 ,419 ,434 ,574 ,655 ,657 ,658 ,818 ,1208
NPR	61852000	438502-00-4	422 ,660
NPR	618520100	438502-100-4	422 ,660
NPR	61852025	438502-25-4	422 ,660
NPR	61852050	438502-50-4	422 ,660
NPR	61852075	438502-75-4	422 ,660
NPR	61852100	432117-00-4	417 ,420 ,434 ,657 ,659 ,663 ,819 ,1407
NPR	61852125	432117-25-4	417 ,420 ,434 ,657 ,659 ,663 ,819 ,1407
NPR	61852150	432117-50-4	417 ,420 ,434 ,657 ,659 ,663 ,819 ,1407
NPR	61852300	438504-00-4	424 ,660
NPR	61852325	438504-25-4	424 ,660
NPR	61852350	438504-50-4	424 ,660
NPR	61852375	438504-75-4	424 ,660

Cross Reference



Cross- Manu.	Reference-No.	SM-No.	On Page
NPR	61852375	438504-75-4	424 ,660
NPR	61902700	439003-00-4	
NPR	61940000	433506-00-3	148 ,166 ,247 ,478 ,550 ,632 ,636 ,1204 ,1205
NPR	61940025	433506-25-3	148 ,166 ,247 ,478 ,550 ,632 ,636 ,1204 ,1205
NPR	61940050	433506-50-3	148 ,166 ,247 ,478 ,550 ,632 ,636 ,1204 ,1205
NPR	61940075	433506-75-3	148 ,166 ,247 ,478 ,550 ,632 ,636 ,1204 ,1205
NPR	61940200	433506-00-4	247 ,462 ,632 ,636 ,1204 ,1279
NPR	61940225	433506-25-4	247 ,462 ,632 ,636 ,1204 ,1279
NPR	61940250	433506-50-4	247 ,462 ,632 ,636 ,1204 ,1279
NPR	61940275	433506-75-4	247 ,462 ,632 ,636 ,1204 ,1279
NPR	61940400	433512-00-4	154 ,462 ,636 ,1199 ,1205
NPR	61940425	433512-25-4	154 ,462 ,636 ,1199 ,1205
NPR	61940450	433512-50-4	154 ,462 ,636 ,1199 ,1205
NPR	61940475	433512-75-4	154 ,462 ,636 ,1199 ,1205
NPR	61963500	439603-00-4	1238 to 1239
NPR	61963525	439603-25-4	1238 to 1239
NPR	61963550	439603-50-4	1238 to 1239
NPR	61963600	439619-00-4	24 ,1239 ,1240
NPR	61964500	439607-00-4	1239 to 1240
NPR	61964525	439607-25-4	1239 to 1240
NPR	61964550	439607-50-4	1239 to 1240
NPR	61964575	439607-75-4	1239 to 1240
NPR	61964700	431403-00-4	449 ,1237 ,1243
NPR	61964725	431403-25-4	449 ,1237 ,1243
NPR	61964750	431403-50-4	449 ,1237 ,1243
NPR	61964775	431403-75-4	449 ,1237 ,1243
NPR	61964800	439613-00-4	1238
NPR	61964900	439606-00-4	299 ,1199 ,1237 ,1243 ,1246
NPR	61964925	439606-25-4	299 ,1199 ,1237 ,1243 ,1246
NPR	61964950	439606-50-4	299 ,1199 ,1237 ,1243 ,1246
NPR	61964975	439606-75-4	299 ,1199 ,1237 ,1243 ,1246
NPR	62048200	413809-00-2	1015 ,1019 ,1020 ,1054
NPR	62248200	412401-00-2	481 ,573
NPR	62248225	412401-25-2	481 ,573
NPR	62368000	413620-00-2	867 to 868
NPR	62368100	413621-00-2	7 ,174 ,443 ,639 ,868 ,869 ,870 ,871 ,872 ,1048 ,1408 ,1525
NPR	62378100	411101-00-2	172 ,215 ,216 ,217 ,218 ,220 ,221 ,229 ,292 ,293 ,346 ,348 ,350 ,351 ,418 ,432 ,433 ,439 ,588 ,599 ,605 ,618 ,782 ,862 ,916 ,917 ,918 ,919 ,921 ,930 ,1058 ,1207 ,1208 ,1215 ,1220 ,1289 ,1407
NPR	62378110	411101-10-2	172 ,215 ,216 ,217 ,218 ,220 ,221 ,229 ,292 ,293 ,346 ,348 ,350 ,351 ,418 ,432 ,433 ,439 ,588 ,599 ,605 ,618 ,782 ,862 ,916 ,917 ,918 ,919 ,921 ,930 ,1058 ,1207 ,1208 ,1215 ,1220 ,1289 ,1407
NPR	6237840000	411114-00-1	210 ,228 ,291 ,292 ,854 ,910 ,912 ,929 ,1237 ,1280 ,1281
NPR	6237850000	411113-00-1	128 ,138 ,213 ,214 ,292 ,771 ,772 ,913 ,914
NPR	62388000	413802-00-1	240 ,241 ,242 ,491 ,618 ,622 ,740 ,814 ,815 ,999 ,1000 ,1001 ,1002 ,1003 ,1004 ,1206
NPR	62388010	413802-10-1	240 ,241 ,242 ,491 ,618 ,622 ,740 ,814 ,815 ,999 ,1000 ,1001 ,1002 ,1003 ,1004 ,1206
NPR	62388015	413802-15-1	240 ,241 ,242 ,491 ,618 ,622 ,740 ,814 ,815 ,999 ,1000 ,1001 ,1002 ,1003 ,1004 ,1206
NPR	62388600	413811-00-1	817 to 818
NPR	62508100	415001-00-2	24 ,61 ,62 ,63 ,64 ,65 ,66 ,67 ,68 ,69 ,70 ,71 ,72 ,73 ,74 ,75 ,76 ,77 ,78 ,79 ,80 ,81 ,82 ,83 ,84 ,85 ,90 ,91 ,413 ,414 ,415 ,416 ,422 ,439 ,556 ,628 ,781 ,782 ,816 ,1129 ,1130 ,1131 ,1132 ,1133 ,1134 ,1135 ,1136 ,1137 ,1138 ,1139 ,1140 ,1141 ,1142 ,1143 ,1144 ,1145 ,1146 ,1147 ,1148 ,1149 ,1150 ,1151 ,1167 ,1168 ,1169 ,1170 ,1171 ,1172 ,1173 ,1174 ,1175 ,1176 ,1177 ,1181 ,1480 ,1481 ,1482 ,1483 ,1484 ,1485 ,1486 ,1487 ,1488 ,1489 ,1490 ,1491 ,1492 ,1493 ,1494 ,1495 ,1496 ,1497 ,1498 ,1499 ,1500 ,1501 ,1502 ,1503 ,1504 ,1505 ,1506 ,1507 ,1508 ,1509 ,1510 ,1511 ,1512 ,1513 ,1514 ,1515 ,1516 ,1517 ,1518 ,1519 ,1520 ,1521 ,1522 ,1523 ,1524 ,1528 ,1529 ,1530 ,1531 ,1534 ,1535 ,1536 ,1537 ,1540



Cross Reference

Cross- Manu.	Reference-No.	SM-No.	On Page
NPR	62508100	415001-00-2	24 ,61 ,62 ,63 ,64 ,65 ,66 ,67 ,68 ,69 ,70 ,71 ,72 ,73 ,74 ,75 ,76 ,77 ,78 ,79 ,80 ,81 ,82 ,83 ,84 ,85 ,90 ,91 ,413 ,414 ,415 ,416 ,422 ,439 ,556 ,628 ,781 ,782 ,816 ,1129 ,1130 ,1131 ,1132 ,1133 ,1134 ,1135 ,1136 ,1137 ,1138 ,1139 ,1140 ,1141 ,1142 ,1143 ,1144 ,1145 ,1146 ,1147 ,1148 ,1149 ,1150 ,1151 ,1167 ,1168 ,1169 ,1170 ,1171 ,1172 ,1173 ,1174 ,1175 ,1176 ,1177 ,1181 ,1480 ,1481 ,1482 ,1483 ,1484 ,1485 ,1486 ,1487 ,1488 ,1489 ,1490 ,1491 ,1492 ,1493 ,1494 ,1495 ,1496 ,1497 ,1498 ,1499 ,1500 ,1501 ,1502 ,1503 ,1504 ,1505 ,1506 ,1507 ,1508 ,1509 ,1510 ,1511 ,1512 ,1513 ,1514 ,1515 ,1516 ,1517 ,1518 ,1519 ,1520 ,1521 ,1522 ,1523 ,1524 ,1528 ,1529 ,1530 ,1531 ,1534 ,1535 ,1536 ,1537 ,1540
NPR	62508120	415001-20-2	24 ,61 ,62 ,63 ,64 ,65 ,66 ,67 ,68 ,69 ,70 ,71 ,72 ,73 ,74 ,75 ,76 ,77 ,78 ,79 ,80 ,81 ,82 ,83 ,84 ,85 ,90 ,91 ,413 ,414 ,415 ,416 ,422 ,439 ,556 ,628 ,781 ,782 ,816 ,1129 ,1130 ,1131 ,1132 ,1133 ,1134 ,1135 ,1136 ,1137 ,1138 ,1139 ,1140 ,1141 ,1142 ,1143 ,1144 ,1145 ,1146 ,1147 ,1148 ,1149 ,1150 ,1151 ,1167 ,1168 ,1169 ,1170 ,1171 ,1172 ,1173 ,1174 ,1175 ,1176 ,1177 ,1181 ,1480 ,1481 ,1482 ,1483 ,1484 ,1485 ,1486 ,1487 ,1488 ,1489 ,1490 ,1491 ,1492 ,1493 ,1494 ,1495 ,1496 ,1497 ,1498 ,1499 ,1500 ,1501 ,1502 ,1503 ,1504 ,1505 ,1506 ,1507 ,1508 ,1509 ,1510 ,1511 ,1512 ,1513 ,1514 ,1515 ,1516 ,1517 ,1518 ,1519 ,1520 ,1521 ,1522 ,1523 ,1524 ,1528 ,1529 ,1530 ,1531 ,1534 ,1535 ,1536 ,1537 ,1540
NPR	62519000	411102-00-1	207 ,208 ,209 ,210 ,291 ,343 ,411 ,412 ,420 ,430 ,654 ,771 ,780 ,854 ,909 ,910 ,1205 ,1206 ,1281 ,1404
NPR	62962700	411403-00-1	267 ,299 ,449 ,771 ,1199 ,1207 ,1237 ,1238 ,1243 ,1246
NPR	63504200	465001-00-5	69 ,70 ,81 ,413 ,415 ,1135 ,1137 ,1138 ,1139 ,1142 ,1170 ,1171 ,1174 ,1497 ,1498 ,1501 ,1516 ,1517 ,1528 ,1535
NPR	63504300	465003-00-10	80 ,782 ,1146 ,1174 ,1510



Wangenabstandsmaße
Side wall clearance dimensions
Écart entre flasques
Longitudes entre las muñequillas del cigüeñal
Таблица расстояний между щеками коленчатого вала
مقياس خلوص الجدار الجانبي

SM-No.	STD	+0,25 mm / +0,30 mm	+0,50 mm	+0,75 mm	+1,00 mm	+1,25 mm
400301-00-4	25,900	26,120	26,320	26,520	26,720	26,920
400701-00-4	24,940	25,140	25,340			
400701-00-6	24,940	25,140	25,340			
400704-00-4	29,950	30,150	30,350			
401001-00-4	33,900	34,150	34,150	34,400	34,400	
401003-00-6	31,810	31,810	31,960	31,960		
401004-00-6	31,810	31,810	31,960	31,960		
401006-00-6	64,800	65,300	65,300	65,300		
401009-00-8	37,810	38,310	38,310	38,810	38,810	
402401-00-4	22,880	22,960	23,040	23,120	23,200	
403506-00-4	25,910	26,110	26,310			
403508-00-4	22,900	23,100	23,300			
403509-00-4	25,840	26,040	26,240			
403516-00-4	25,910	26,110	26,310	26,510		
403703-00-4	27,500	27,600	27,700			
403806-00-4	31,950	32,050	32,200			
405002-00-4	24,930	25,030	25,030	25,030	25,030	
405008-00-4	24,930	25,030	25,030	25,030	25,030	